

PRELIMINARY OFFICIAL STATEMENT

Dated: January 5, 2026

NEW ISSUE: BOOK-ENTRY-ONLY

In the opinion of Bond Counsel, under existing law, interest on the Bonds (i) is excludable from gross income for federal income tax purposes under section 103 of the Internal Revenue Code of 1986, as amended, and (ii) is not an item of tax preference for purposes of the alternative minimum tax on individuals. See "TAX MATTERS" herein, including information regarding potential alternative minimum tax consequences for corporations.

\$150,000,000*

GREENVILLE INDEPENDENT SCHOOL DISTRICT

(A political subdivision of the State of Texas located in Hunt County, Texas)

Unlimited Tax School Building Bonds, Series 2026

Dated Date: January 15, 2026

Due: February 15, as shown on the inside cover page

The Greenville Independent School District Unlimited Tax School Building Bonds, Series 2026 (the "Bonds") are being issued pursuant to the Constitution and general laws of the State of Texas, particularly Sections 45.001 and 45.003(b)(1), Texas Education Code, as amended, Chapter 1371, Texas Government Code, as amended ("Chapter 1371"), an election held in the Greenville Independent School District (the "District") on November 4, 2025 and the order adopted by the Board of Trustees of the District (the "Board") on December 15, 2025 (the "Bond Order"). As permitted by Chapter 1371, the Board, in the Bond Order, delegated the authority to certain District officials (the "Pricing Officer") to execute a pricing certificate (the "Pricing Certificate") establishing the pricing terms for the Bonds (the Pricing Certificate, together with the Bond Order, are collectively referred to herein as the "Order"). The Bonds are payable as to principal and interest from the proceeds of an ad valorem tax levied annually, without legal limit as to rate or amount, against all taxable property located within the District. The District has received conditional approval from the Texas Education Agency for the Bonds to be guaranteed under the State of Texas Permanent School Fund Guarantee Program (hereinafter defined), which guarantee will automatically become effective when the Attorney General of Texas approves the Bonds. (See "THE BONDS – Permanent School Fund Guarantee" and "APPENDIX E - THE PERMANENT SCHOOL FUND GUARANTEE PROGRAM").

Interest on the Bonds will accrue from the Dated Date shown above and will be payable initially on August 15, 2026 and semiannually on February 15 and August 15 each year thereafter, until stated maturity or prior redemption. The Bonds will be issued in fully registered form in principal denominations of \$5,000 or any integral multiple thereof. Principal of the Bonds will be payable by the Paying Agent/Registrar, which initially is U.S. Bank Trust National Association, Irving, Texas (the "Paying Agent/Registrar"), upon presentation and surrender of the Bonds for payment. Interest on the Bonds is payable by check dated as of the interest payment date and mailed by the Paying Agent/Registrar to the registered owners as shown on the records of the Paying Agent/Registrar on the Record Date, as defined herein.

The District intends to utilize the Book-Entry-Only System of The Depository Trust Company, New York, New York ("DTC"). Such Book-Entry-Only System will affect the method and timing of payment and the method of transfer of the Bonds. (See "BOOK-ENTRY-ONLY SYSTEM").

Proceeds from the sale of the Bonds will be used for the purpose of (i) construction, acquisition, renovation and equipment of school buildings in the District, including equipment used for school safety and security purposes, a new high school and a new LP Waters early childhood center, renovation of the existing Greenville High School as a middle school campus, additions and renovations to Carver and Lamar Elementary Schools, and elementary school classroom updates throughout the District, and for the purchase of the necessary sites for school buildings, and (ii) paying the costs of issuing the Bonds. (See "THE BONDS - Authorization and Purpose").

The Bonds maturing on and after February 15, 2037 are subject to redemption at the option of the District, in whole or in part, on February 15, 2036 or any date thereafter, at a price equal to the principal amount thereof, plus accrued interest to the date of redemption. (See "THE BONDS - Optional Redemption"). If two or more serial bonds of consecutive maturities are combined into one or more "Term Bonds" by the Underwriters (defined herein), such Term Bonds will be subject to mandatory sinking fund redemption in accordance with the provisions of the Order (see "THE BONDS – Mandatory Sinking Fund Redemption").

MATURITY SCHEDULE

(On Inside Cover)

The Bonds are offered for delivery when, as and if issued, and received by the initial purchasers (the "Underwriters") subject to the approval of legality by the Attorney General of the State of Texas and the approval of certain legal matters by Bracewell LLP, Dallas, Texas, Bond Counsel. Certain legal matters will be passed upon for the Underwriters by their counsel, McCall, Parkhurst & Horton L.L.P., Dallas, Texas. The Bonds are expected to be available for initial delivery through the facilities of DTC on or about February 10, 2026 (the "Date of Delivery").

JEFFERIES

TRB CAPITAL MARKETS

FHN FINANCIAL CAPITAL MARKETS

*Preliminary, subject to change.

\$150,000,000*
GREENVILLE INDEPENDENT SCHOOL DISTRICT
(A political subdivision of the State of Texas located in Hunt County, Texas)
UNLIMITED TAX SCHOOL BUILDING BONDS, SERIES 2026

MATURITY SCHEDULE
Base CUSIP No.: 396730⁽¹⁾

Maturity Date 2/15	Principal Amount*	Interest Rate	Initial Yield	CUSIP No. Suffix⁽¹⁾
2027	\$10,450,000			
2028	2,670,000			
2029	595,000			
2030	1,385,000			
2031	2,275,000			
2032	2,390,000			
2033	2,515,000			
2034	2,645,000			
2035	2,780,000			
2036	2,920,000			
2037	3,325,000			
2038	3,820,000			
2039	4,020,000			
2040	4,225,000			
2041	4,440,000			
2042	4,670,000			
2043	4,910,000			
2044	5,160,000			
2045	5,425,000			
2046	5,705,000			
2047	5,995,000			
2048	6,305,000			
2049	6,595,000			
2050	6,875,000			
2051	7,165,000			
2052	7,470,000			
2053	7,795,000			
2054	8,135,000			
2055	8,485,000			
2056	8,855,000			

(Interest to accrue from the Dated Date)

**Preliminary, subject to change.*

⁽¹⁾ CUSIP® is a registered trademark of the American Bankers Association. CUSIP Global Services ("CGS") is managed on behalf of the American Bankers Association by FactSet Research Systems Inc. Copyright(c) 2026 CGS. All rights reserved. CUSIP® data herein is provided by CGS. This data is not intended to create a database and does not serve in any way as a substitute for the CGS database. CUSIP® numbers are provided for convenience of reference only. None of the District, the Financial Advisor, the Underwriters or their agents or counsel assume responsibility for the accuracy of such numbers.

GREENVILLE INDEPENDENT SCHOOL DISTRICT

BOARD OF TRUSTEES

<u>Name</u>	<u>Year Initially Elected</u>	<u>Current Term Expires</u>	<u>Occupation</u>
Anji Taylor, President	2023	2026	Social Worker
Chelsey Tippit, Vice President	2024	2027	Business Owner
Tish Woodruff, Secretary	2018	2026	Business Owner
Millie Edwards, Trustee	2025	2028	Retiree
Kadeem Johnson, Trustee	2025	2028	Greenville Boys & Girls Club Director
Jeanette Rowland, Trustee	2024	2027	School Counselor
Bonnie-Jean Stewart, Trustee	2021	2026	Program Manager

APPOINTED OFFICIALS

<u>Name</u>	<u>Position</u>	<u>Length of Education Service</u>	<u>Length of Service with District</u>
Dr. Joe Lopez	Superintendent	25 Years	1.5 Years
Wes Underwood	Deputy Superintendent of Administration	27 Years	11 Years
Dr. William Anderson	Assistant Superintendent of Operations	31 Years	7 Years
Coy Martin	Chief Financial Officer	14 Years	2.5 Years

CONSULTANTS AND ADVISORS

Bracewell LLP, Dallas, Texas	Bond Counsel
SAMCO Capital Markets, Inc., Plano, Texas	Financial Advisor
Rutherford, Taylor & Company, P.C., Greenville, Texas	Certified Public Accountants

For additional information, contact:

Coy Martin
Chief Financial Officer
Greenville Independent School District
4004 Moulton St.
Greenville, TX 75401
(903) 457-2500

Doug Whitt / Brian Grubbs
SAMCO Capital Markets, Inc.
5800 Granite Parkway, Suite 210
Plano, Texas 75024
(214) 765-1469
(214) 279-8683 (Fax)

USE OF INFORMATION IN OFFICIAL STATEMENT

For purposes of compliance with Rule 15c2-12 of the United States Securities and Exchange Commission ("Rule 15c2-12"), as amended, and in effect on the date of this Preliminary Official Statement, this document constitutes an "official statement" of the District with respect to the Bonds that has been "deemed final" by the District as of its date except for the omission of no more than the information permitted by Rule 15c2-12.

This Official Statement, which includes the cover page and the Appendices hereto, does not constitute an offer to sell or the solicitation of an offer to buy in any jurisdiction to any person to whom it is unlawful to make such offer, solicitation or sale.

No dealer, broker, salesperson or other person has been authorized to give information or to make any representation other than those contained in this Official Statement, and, if given or made, such other information or representations must not be relied upon.

The information set forth herein has been obtained from the District and other sources believed to be reliable, but such information is not guaranteed as to accuracy or completeness and is not to be construed as the promise or guarantee of the District, the Financial Advisor or the Underwriters. This Official Statement contains, in part, estimates and matters of opinion which are not intended as statements of fact, and no representation is made as to the correctness of such estimates and opinions, or that they will be realized.

The information and expressions of opinion contained herein are subject to change without notice, and neither the delivery of this Official Statement nor any sale made hereunder shall, under any circumstances, create any implication that there has been no change in the affairs of the District or other matters described herein. See "APPENDIX E - THE PERMANENT SCHOOL FUND GUARANTEE PROGRAM – PSF Continuing Disclosure Undertaking" and "CONTINUING DISCLOSURE OF INFORMATION" for a description of the undertakings of the Texas Education Agency (the "TEA") and the District, respectively, to provide certain information on a continuing basis.

THE BONDS ARE EXEMPT FROM REGISTRATION WITH THE UNITED STATES SECURITIES AND EXCHANGE COMMISSION AND CONSEQUENTLY HAVE NOT BEEN REGISTERED THEREWITH. THE REGISTRATION, QUALIFICATION, OR EXEMPTION OF THE BONDS IN ACCORDANCE WITH APPLICABLE SECURITIES LAW PROVISIONS OF THE JURISDICTIONS IN WHICH THE BONDS HAVE BEEN REGISTERED, QUALIFIED, OR EXEMPTED SHOULD NOT BE REGARDED AS A RECOMMENDATION THEREOF.

The Underwriters have provided the following sentence for inclusion in this Official Statement. The Underwriters have reviewed the information in this Official Statement pursuant to their respective responsibilities to investors under the federal securities laws, but the Underwriters do not guarantee the accuracy or completeness of such information.

IN CONNECTION WITH THIS OFFERING, THE UNDERWRITERS MAY OVER-ALLOT OR EFFECT TRANSACTIONS WHICH STABILIZE THE MARKET PRICE OF THE BONDS AT A LEVEL ABOVE THAT WHICH MIGHT OTHERWISE PREVAIL IN THE OPEN MARKET. SUCH STABILIZING, IF COMMENCED, MAY BE DISCONTINUED AT ANY TIME.

NONE OF THE DISTRICT, ITS FINANCIAL ADVISOR, OR THE UNDERWRITERS MAKE ANY REPRESENTATION OR WARRANTY WITH RESPECT TO THE INFORMATION CONTAINED IN THIS OFFICIAL STATEMENT REGARDING THE DEPOSITORY TRUST COMPANY, NEW YORK, NEW YORK ("DTC") OR ITS BOOK-ENTRY-ONLY SYSTEM, OR THE AFFAIRS OF THE TEA DESCRIBED UNDER "APPENDIX E - THE PERMANENT SCHOOL FUND GUARANTEE PROGRAM", AS SUCH INFORMATION WAS PROVIDED BY DTC AND TEA, RESPECTIVELY.

THIS OFFICIAL STATEMENT CONTAINS "FORWARD-LOOKING" STATEMENTS WITHIN THE MEANING OF SECTION 21E OF THE SECURITIES EXCHANGE ACT OF 1934, AS AMENDED. SUCH STATEMENTS MAY INVOLVE KNOWN AND UNKNOWN RISKS, UNCERTAINTIES AND OTHER FACTORS WHICH MAY CAUSE THE ACTUAL RESULTS, PERFORMANCE AND ACHIEVEMENTS TO BE DIFFERENT FROM THE FUTURE RESULTS, PERFORMANCE AND ACHIEVEMENTS EXPRESSED OR IMPLIED BY SUCH FORWARD-LOOKING STATEMENTS. INVESTORS ARE CAUTIONED THAT THE ACTUAL RESULTS COULD DIFFER MATERIALLY FROM THOSE SET FORTH IN THE FORWARD-LOOKING STATEMENTS. SEE "FORWARD-LOOKING STATEMENTS" HEREIN.

The agreements of the District and others related to the Bonds are contained solely in the contracts described herein. Neither this Official Statement nor any other statement made in connection with the offer or sale of the Bonds is to be construed as constituting an agreement with the purchasers of the Bonds. INVESTORS SHOULD READ THIS ENTIRE OFFICIAL STATEMENT INCLUDING ALL APPENDICES ATTACHED HERETO, TO OBTAIN INFORMATION ESSENTIAL TO MAKING AN INFORMED INVESTMENT DECISION.

TABLE OF CONTENTS

SELECTED DATA FROM THE OFFICIAL STATEMENT	1	CURRENT PUBLIC SCHOOL FINANCE SYSTEM AS APPLIED	
INTRODUCTORY STATEMENT	2	TO THE DISTRICT	10
THE BONDS	2	AD VALOREM TAX PROCEDURES	11
Authorization and Purpose	2	TAX RATE LIMITATIONS	13
General Description	2	THE PROPERTY TAX CODE AS APPLIED TO THE DISTRICT ...	14
Optional Redemption	2	EMPLOYEE BENEFIT PLANS AND OTHER POST-	
Mandatory Sinking Fund Redemption	2	EMPLOYMENT BENEFITS	15
Notice of Redemption	2	RATING	15
DTC Notices	3	LEGAL MATTERS	15
Security	3	TAX MATTERS	16
Permanent School Fund Guarantee	3	INVESTMENT POLICIES	19
Legality	3	REGISTRATION AND QUALIFICATION OF BONDS FOR SALE ..	20
Payment Record	3	CYBERSECURITY RISK MANAGEMENT	20
Amendments	3	FINANCIAL ADVISOR	21
Defeasance	3	LEGAL INVESTMENTS AND ELIGIBILITY TO SECURE PUBLIC	
Sources and Uses of Funds	4	FUNDS IN TEXAS	21
REGISTERED OWNERS' REMEDIES	4	AUDITED FINANCIAL STATEMENTS	21
BOOK-ENTRY-ONLY SYSTEM	5	CONTINUING DISCLOSURE OF INFORMATION	21
REGISTRATION, TRANSFER AND EXCHANGE	6	LITIGATION	22
THE PERMANENT SCHOOL FUND GUARANTEE PROGRAM	6	FORWARD-LOOKING STATEMENTS	22
STATE AND LOCAL FUNDING OF SCHOOL DISTRICTS IN		UNDERWRITING	23
TEXAS	7	CONCLUDING STATEMENT	23
CURRENT PUBLIC SCHOOL FINANCE SYSTEM	7		
		Financial Information of the District	Appendix A
		General Information Regarding the District and Its Economy	Appendix B
		Form of Legal Opinion of Bond Counsel	Appendix C
		Audited Financial Report Fiscal Year Ended June 30, 2024	Appendix D
		The Permanent School Fund Guarantee Program	Appendix E

SELECTED DATA FROM THE OFFICIAL STATEMENT

The selected data is subject in all respects to the more complete information and definitions contained or incorporated in this Official Statement. The offering of the Bonds to potential investors is made only by means of this entire Official Statement. No person is authorized to detach this page from this Official Statement or to otherwise use it without this entire Official Statement.

The District	The Greenville Independent School District (the "District") is a political subdivision of the State of Texas located in Hunt County, Texas. The District is governed by a seven-member Board of Trustees (the "Board"). Policy-making and supervisory functions are the responsibility of, and are vested in, the Board. The Board delegates administrative responsibilities to the Superintendent of Schools who is the chief administrative officer of the District. Support services are supplied by consultants and advisors.
The Bonds	The Bonds are being issued in the principal amount of \$150,000,000 (preliminary, subject to change) pursuant to the Constitution and general laws of the State of Texas, particularly Sections 45.001 and 45.003(b)(1), Texas Education Code, as amended, Chapter 1371, Texas Government Code, as amended ("Chapter 1371"), an election held in the District on November 4, 2025 and the order adopted by the Board on December 15, 2025 (the "Bond Order"). As permitted by Chapter 1371, the Board, in the Bond Order, delegated the authority to certain District officials (the "Pricing Officer") to execute a pricing certificate (the "Pricing Certificate") establishing the pricing terms of the Bonds (the Pricing Certificate, and the Bond Order, are collectively referred to herein as the "Order"). Proceeds from the sale of the Bonds will be used for the purpose of (i) construction, acquisition, renovation and equipment of school buildings in the District, including equipment used for school safety and security purposes, a new high school and a new LP Waters early childhood center, renovation of the existing Greenville High School as a middle school campus, additions and renovations to Carver and Lamar Elementary Schools, and elementary school classroom updates throughout the District, and for the purchase of the necessary sites for school buildings, and (ii) paying the costs of issuing the Bonds. (See "THE BONDS - Authorization and Purpose").
Paying Agent/Registrar	The initial Paying Agent/Registrar is U.S. Bank Trust National Association, Irving, Texas. The District intends to use the Book-Entry-Only System of The Depository Trust Company, New York, New York. (See "BOOK-ENTRY-ONLY SYSTEM" herein).
Security	The Bonds will constitute direct and voted obligations of the District, payable as to principal and interest from ad valorem taxes levied annually against all taxable property located within the District, without legal limitation as to rate or amount. Payments of principal and interest on the Bonds will be further secured by the corpus of the Permanent School Fund of Texas. (See "THE BONDS – Security", "STATE AND LOCAL FUNDING OF SCHOOL DISTRICTS IN TEXAS", "CURRENT PUBLIC SCHOOL FINANCE SYSTEM" and "APPENDIX E - THE PERMANENT SCHOOL FUND GUARANTEE PROGRAM").
Redemption	The Bonds maturing on and after February 15, 2037 are subject to redemption at the option of the District, in whole or in part, on February 15, 2036 or any date thereafter, at a price equal to the principal amount thereof, plus accrued interest to the date of redemption. (See "THE BONDS - Optional Redemption"). If two or more serial bonds of consecutive maturities are combined into one or more "Term Bonds" by the Underwriters, such Term Bonds will be subject to mandatory sinking fund redemption in accordance with the provisions of the Order (see "THE BONDS – Mandatory Sinking Fund Redemption").
Permanent School Fund Guarantee	The District has received conditional approval from the Texas Education Agency for the payment of the Bonds to be guaranteed under the Permanent School Fund Guarantee Program (defined herein), which guarantee will automatically become effective when the Attorney General of Texas approves the Bonds. (See "APPENDIX E – THE PERMANENT SCHOOL FUND GUARANTEE PROGRAM", "THE BONDS – Permanent School Fund Guarantee" and "THE PERMANENT SCHOOL FUND GUARANTEE PROGRAM.")
Rating	The Bonds are rated "Aaa" by Moody's Investors Service, Inc. ("Moody's") based upon the guaranteed repayment thereof under the Permanent School Fund Guarantee Program of the TEA. The District's unenhanced, underlying ratings, including the Bonds, is "Aa3" by Moody's. (See "APPENDIX E - THE PERMANENT SCHOOL FUND GUARANTEE PROGRAM" and "RATING" herein.)
Tax Matters	In the opinion of Bond Counsel, under existing law, interest on the Bonds (i) is excludable from gross income for federal income tax purposes under section 103 of the Internal Revenue Code of 1986, as amended, and (ii) is not an item of tax preference for purposes of the alternative minimum tax on individuals. See "TAX MATTERS" herein, including information regarding potential alternative minimum tax consequences for corporations.
Payment Record	The District has never defaulted on the payment of its bonded indebtedness.
Legal Opinion	Delivery of the Bonds is subject to the approval by the Attorney General of the State of Texas and the rendering of an opinion as to legality by Bracewell LLP, Dallas, Texas, Bond Counsel.
Delivery	When issued, anticipated to be on or about February 10, 2026.

INTRODUCTORY STATEMENT

This Official Statement (the "Official Statement"), which includes the cover page and the Appendices attached hereto, has been prepared by the Greenville Independent School District (the "District"), a political subdivision of the State of Texas (the "State") located in Hunt County, Texas, in connection with the offering by the District of its Unlimited Tax School Building Bonds, Series 2026 (the "Bonds") identified on page ii hereof.

All financial and other information presented in this Official Statement has been provided by the District from its records, except for information expressly attributed to other sources. The presentation of information, including tables of receipts from taxes and other sources, is intended to show recent historic information, and is not intended to indicate future or continuing trends in the financial position or other affairs of the District. No representation is made that past experience, as is shown by that financial and other information, will necessarily continue or be repeated in the future.

There follows in this Official Statement descriptions of the Bonds and the Order (as defined below) and certain other information about the District and its finances. All descriptions of documents contained herein are only summaries and are qualified in their entirety by reference to each such document. Copies of such documents may be obtained by writing the Greenville Independent School District, 4004 Moulton St., Greenville, TX 75401 and, during the offering period, from the Financial Advisor, SAMCO Capital Markets, Inc., 5800 Granite Parkway, Suite 210, Plano, Texas 75024, by electronic mail or upon payment of reasonable copying, mailing, and handling charges.

This Official Statement speaks only as of its date, and the information contained herein is subject to change. A copy of this Official Statement relating to the Bonds will be submitted by the Underwriters of the Bonds to the Municipal Securities Rulemaking Board, and will be available through its Electronic Municipal Market Access system. See "CONTINUING DISCLOSURE OF INFORMATION" for a description of the District's undertaking to provide certain information on a continuing basis.

THE BONDS

Authorization and Purpose

The Bonds are being issued in the principal amount of \$150,000,000 (preliminary, subject to change) pursuant to the Constitution and general laws of the State, including particularly Sections 45.001 and 45.003(b)(1), as amended, Texas Education Code, Chapter 1371, Texas Government Code, as amended ("Chapter 1371"), an election held in the District on November 4, 2025 (the "Election") and the Bond Order adopted on December 15, 2025 (the "Bond Order"). As permitted by Chapter 1371, the Board, in the Bond Order, delegated the authority to certain District officials (the "Pricing Officer") to execute a pricing certificate (the "Pricing Certificate") establishing the pricing terms of the Bonds (the Pricing Certificate, and the Bond Order, are collectively referred to herein as the "Order"). Proceeds from the sale of the Bonds will be used for the purpose of (i) construction, acquisition, renovation and equipment of school buildings in the District, including equipment used for school safety and security purposes, a new high school and a new LP Waters early childhood center, renovation of the existing Greenville High School as a middle school campus, additions and renovations to Carver and Lamar Elementary Schools, and elementary school classroom updates throughout the District, and for the purchase of the necessary sites for school buildings, and (ii) paying the costs of issuing the Bonds.

General Description

The Bonds will be dated January 15, 2026 (the "Dated Date") and interest will accrue from the Dated Date. The Bonds will mature on the dates and in the principal amounts set forth on page ii of this Official Statement. Interest on the Bonds will be computed on the basis of a 360-day year of twelve 30-day months, and is payable on August 15, 2026 and semiannually on February 15 and August 15 each year thereafter until stated maturity or prior redemption.

The Bonds will be issued only as fully registered bonds. The Bonds will be issued in the denominations of \$5,000 of principal or any integral multiple thereof within a maturity.

Interest on the Bonds is payable by check mailed on or before each interest payment date by the Paying Agent/Registrar, initially, U.S. Bank Trust National Association, Irving, Texas, to the registered owner at the last known address as it appears on the Paying Agent/Registrar's registration books on the Record Date (as defined herein) or by such other customary banking arrangement acceptable to the Paying Agent/Registrar and the registered owner to whom interest is to be paid, provided, however, that such person shall bear all risk and expense of such other arrangements. Principal of the Bonds will be payable only upon presentation of such Bonds at the corporate trust office of the Paying Agent/Registrar at stated maturity or prior redemption. So long as the Bonds are registered in the name of CEDE & CO. or other nominee for The Depository Trust Company, New York, New York ("DTC"), payments of principal of and interest on the Bonds will be made as described in "BOOK-ENTRY-ONLY SYSTEM" herein.

If the date for the payment of the principal of or interest on the Bonds is a Saturday, Sunday, legal holiday or a day on which banking institutions in the city where the Paying Agent/Registrar is located are authorized by law or executive order to close, then the date for such payment shall be the next succeeding day which is not a Saturday, Sunday, legal holiday or a day on which banking institutions are authorized to close; and payment on such date shall have the same force and effect as if made on the original date payment was due.

Optional Redemption

The Bonds maturing on and after February 15, 2037 are subject to redemption at the option of the District, in whole or in part, in principal amounts of \$5,000 or integral multiples thereof, on February 15, 2036, or any date thereafter, at a price equal to the principal amount thereof, plus accrued interest to the date of redemption. If less than all of the Bonds are to be redeemed, the District shall determine the amounts and maturities thereof to be redeemed and shall direct the Paying Agent/Registrar to select by lot the Bonds, or portions thereof, to be redeemed. Not less than 30 days prior to a redemption date for the Bonds, the District shall cause a notice of redemption to be sent by United States mail, first class, postage prepaid, to each registered owner of a Bond to be redeemed, in whole or in part, at the address of the registered owner appearing on the registration books of the Paying Agent/Registrar at the close of business on the business day next preceding the date of mailing such notice.

Mandatory Sinking Fund Redemption

If two or more serial bonds of consecutive maturities are combined into one or more "Term Bonds" by the Underwriters, such Term Bonds will be subject to mandatory sinking fund redemption in accordance with the provisions of the Order and as further set forth in the final Official Statement.

Notice of Redemption

With respect to any optional redemption of the Bonds, unless certain prerequisites to such redemption required by the Order have been met and money sufficient to pay the principal of and premium, if any, and interest on the Bonds to be redeemed will have been received by the Paying Agent/Registrar prior to the giving of such notice of redemption, such notice will state that said redemption may, at the option of the District, be conditional upon the satisfaction of such prerequisites and receipt of such money by the Paying Agent/Registrar on or prior to the date fixed for such redemption or upon any prerequisite set forth in such

notice of redemption. If a notice of conditional redemption is given and such prerequisites to the redemption are not fulfilled, such notice will be of no force and effect, the District will not redeem such Bonds, and the Paying Agent/Registrar will give notice in the manner in which the notice of redemption was given, to the effect that such Bonds have not been redeemed. ANY NOTICE OF REDEMPTION SO MAILED SHALL BE CONCLUSIVELY PRESUMED TO HAVE BEEN DULY GIVEN IRRESPECTIVE OF WHETHER RECEIVED BY THE BONDHOLDER, AND, SUBJECT TO PROVISION FOR PAYMENT OF THE REDEMPTION PRICE, HAVING BEEN MADE, AND ANY PRECONDITIONS STATED IN THE NOTICE OF REDEMPTION HAVING BEEN SATISFIED INTEREST ON THE REDEEMED BONDS SHALL CEASE TO ACCRUE FROM AND AFTER SUCH REDEMPTION DATE NOTWITHSTANDING THAT A BOND HAS NOT BEEN PRESENTED FOR PAYMENT.

DTC Notices

The Paying Agent/Registrar and the District, so long as a Book-Entry-Only System is used for the Bonds, will send any notice of redemption, notice of proposed amendment to the Order or other notices with respect to the Bonds only to DTC. Any failure by DTC to advise any DTC participant, or of any DTC participant or indirect participant to notify the beneficial owner, shall not affect the validity of the redemption of the Bonds called for redemption or any other action premised on any such notice. Redemption of portions of the Bonds by the District will reduce the outstanding principal amount of such Bonds held by DTC. In such event, DTC may implement, through its Book-Entry-Only System, a redemption of such Bonds held for the account of DTC participants in accordance with its rules or other agreements with DTC participants and then DTC participants and indirect participants may implement a redemption of such Bonds from the beneficial owners. Any such selection of Bonds to be redeemed will not be governed by the Order and will not be conducted by the District or the Paying Agent/Registrar. Neither the District nor the Paying Agent/Registrar will have any responsibility to DTC participants, indirect participants or the persons for whom DTC participants act as nominees, with respect to the payments on the Bonds or the providing of notice to DTC participants, indirect participants, or beneficial owners of the selection of portions of the Bonds for redemption. See "BOOK-ENTRY-ONLY SYSTEM" herein.

Security

The Bonds are direct and voted obligations of the District and are payable as to both principal and interest from an ad valorem tax annually levied, without legal limit as to rate or amount, on all taxable property within the District. The District has received conditional approval from the Texas Education Agency for the payment of the Bonds to be guaranteed under the State of Texas Permanent School Fund Guarantee Program (hereinafter defined), which guarantee will automatically become effective when the Attorney General of Texas approves the Bonds. (See "STATE AND LOCAL FUNDING OF SCHOOL DISTRICTS IN TEXAS", "CURRENT PUBLIC SCHOOL FINANCE SYSTEM" and "APPENDIX E - THE PERMANENT SCHOOL FUND GUARANTEE PROGRAM").

Permanent School Fund Guarantee

In connection with the sale of the Bonds, the District has received conditional approval from the Commissioner of Education of the TEA for the guarantee of the Bonds under the Permanent School Fund Guarantee Program (Chapter 45, Subchapter C, of the Texas Education Code, as amended). Subject to meeting certain conditions discussed under the heading "APPENDIX E - THE PERMANENT SCHOOL FUND GUARANTEE PROGRAM" herein, the Bonds will be absolutely and unconditionally guaranteed by the corpus of the Permanent School Fund of the State of Texas. In the event of a payment default by the District, registered owners will receive all payments due from the corpus of the Permanent School Fund.

In the event the District defeases any of the Bonds, the payment of such defeased Bonds will cease to be guaranteed by the Permanent School Fund Guarantee.

Legality

The Bonds are offered when, as and if issued, subject to the approval of legality by the Attorney General of the State and the approval of certain legal matters by Bracewell LLP, Dallas, Texas, Bond Counsel. (See "LEGAL MATTERS" and "APPENDIX C – FORM OF LEGAL OPINION OF BOND COUNSEL").

Payment Record

The District has never defaulted on the payment of its bonded indebtedness.

Amendments

In the Order, the District has reserved the right to amend the Order without the consent of any holder for the purpose of amending or supplementing the Order to (i) cure any ambiguity, defect or omission therein that does not materially adversely affect the interests of the holders, (ii) grant additional rights or security for the benefit of the holders, (iii) add events of default as shall not be inconsistent with the provisions of the Order that do not materially adversely affect the interests of the holders, (iv) qualify the Order under the Trust Indenture Act of 1939, as amended, or corresponding provisions of federal laws from time to time in effect or (v) make such other provisions in regard to matters or questions arising under the Order that are not inconsistent with the provisions thereof and which, in the opinion of Bond Counsel for the District, do not materially adversely affect the interests of the holders.

The Order further provides that the majority of owners of the Bonds shall have the right from time to time to approve any amendment not described above to the Order if it is deemed necessary or desirable by the District; provided, however, that without the consent of 100% of the holders in principal amount of the then outstanding Bonds so affected, no amendment may be made for the purpose of: (i) making any change in the maturity of any of the outstanding Bonds; (ii) reducing the rate of interest borne by any of the outstanding Bonds; (iii) reducing the amount of the principal of or redemption premium, if any, payable on any outstanding Bonds; (iv) modifying the terms of payment of principal or interest on outstanding Bonds or imposing any condition with respect to such payment; or (v) changing the minimum percentage of the principal amount of the Bonds necessary for consent to such amendment. Reference is made to the Order for further provisions relating to the amendment thereof.

Defeasance

The Order provides for the defeasance of the Bonds when payment of the principal amount of the Bonds plus interest accrued on the Bonds to their due date (whether such due date be by reason of stated maturity, redemption, or otherwise) is provided by irrevocably depositing with a paying agent, or other authorized escrow agent, in trust (1) money in an amount sufficient to make such payment and/or (2) Defeasance Securities, that will mature as to principal and interest in such amounts and at such times to insure the availability, without reinvestment, of sufficient money to make such payment, and all necessary and proper fees, compensation and expenses of the paying agent for the Bonds, and thereafter the District will have no further responsibility with respect to amounts available to such paying agent (or other financial institution permitted by applicable law) for the payment of such defeased bonds, including any insufficiency therein caused by the failure of such paying agent (or other financial institution permitted by applicable law) to receive payment when due on the Defeasance Securities. The District has additionally reserved the right, subject to satisfying the requirements of (1) and (2) above, to substitute other Defeasance Securities originally deposited, to reinvest the uninvested moneys on deposit for such defeasance and to withdraw for the benefit of the District moneys in excess of the amount required for such defeasance. The Order provides that "Defeasance Securities" means any securities and obligations now or hereafter authorized by State law that are eligible to discharge obligations such as the Bonds. The Pricing Officer may restrict such eligible Defeasance Securities as deemed appropriate. Current State law permits defeasance with the following types of securities: (a) direct, noncallable obligations of the United States of America, including obligations that are unconditionally

guaranteed by the United States of America, (b) noncallable obligations of an agency or instrumentality of the United States of America, including obligations that are unconditionally guaranteed or insured by the agency or instrumentality and that, on the date the governing body of the District authorizes the defeasance, are rated as to investment quality by a nationally recognized investment rating firm not less than AAA or its equivalent, and (c) noncallable obligations of a state or an agency or a county, municipality, or other political subdivision of a state that on the date the governing body of the District adopts or approves the proceedings authorizing the financial arrangements have been refunded and are rated as to investment quality by a nationally recognized investment rating firm not less than AAA or its equivalent. There is no assurance that the current law will not be changed in a manner which would permit investments other than those described above to be made with amounts deposited to defease the Bonds. Because the Order does not contractually limit such investments, registered owners will be deemed to have consented to defeasance with such other investments, notwithstanding the fact that such investments may not be of the same investment quality as those currently permitted under State law. There is no assurance that the ratings for U.S. Treasury securities used for defeasance purposes or that for any other Defeasance Security will be maintained at any particular rating category.

Upon such deposit as described above, such Bonds shall no longer be regarded to be outstanding or unpaid. After firm banking and financial arrangements for the discharge and final payment of the Bonds have been made as described above, all rights of the District to initiate proceedings to call the Bonds for redemption or take any other action amending the terms of the Bonds are extinguished; provided, however, the District has reserved the option, to be exercised at the time of the defeasance of the Bonds, to call for redemption at an earlier date those Bonds which have been defeased to their maturity date, if the District (i) in the proceedings providing for the firm banking and financial arrangements, expressly reserves the right to call the Bonds for redemption, (ii) gives notice of the reservation of that right to the owners of the Bonds immediately following the making of the firm banking and financial arrangements, and (iii) directs that notice of the reservation be included in any redemption notices that it authorizes.

Defeasance of the Bonds will automatically cancel the Permanent School Fund Guarantee with respect to those defeased Bonds.

Sources and Uses of Funds

The proceeds from the sale of the Bonds will be applied approximately as follows:

Sources	
Par Amount of Bonds	\$
Accrued Interest	
Reoffering Premium	
Total Sources of Funds	\$ <u> </u>
Uses	
Deposit to Construction Fund	\$
Costs of Issuance	
Underwriters' Discount	
Deposit to Interest and Sinking Fund	
Total Uses of Funds	\$ <u> </u>

REGISTERED OWNERS' REMEDIES

The Order establishes specific events of default with respect to the Bonds and provides that if the District defaults in the payment of principal or interest on the Bonds when due, or defaults in the observation or performance of any other covenants, conditions, or obligations set forth in the Order, and the continuation thereof for a period of 60 days after notice of default is given by the District by any registered owner, the registered owners may seek a writ of mandamus to compel District officials to carry out their legally imposed duties with respect to the Bonds, if there is no other available remedy at law to compel performance of the Bonds or the Order covenants and the District's obligations are not uncertain or disputed. The issuance of a writ of mandamus is controlled by equitable principles and rests with the discretion of the court, but may not be arbitrarily refused. There is no acceleration of maturity of the Bonds in the event of default and, consequently, the remedy of mandamus may have to be relied upon from year to year. The Order does not provide for the appointment of a trustee to represent the interest of the bondholders upon any failure of the District to perform in accordance with the terms of the Order, or upon any other condition and accordingly all legal actions to enforce such remedies would have to be undertaken at the initiative of, and be financed by, the registered owners. The Texas Supreme Court ruled in *Tooke v. City of Mexia*, 197 S.W.3d 325 (Tex. 2006), that a waiver of sovereign immunity in a contractual dispute must be provided for by statute in "clear and unambiguous" language. In so ruling, the Court declared that statutory language such as "sue and be sued", in and of itself, did not constitute a clear and unambiguous waiver of sovereign immunity. In *Tooke*, the Court noted the enactment in 2005 of sections 271.151-.160, Texas Local Government Code (the "Local Government Immunity Waiver Act"), which, according to the Court, waives "immunity from suit for contract claims against most local governmental entities in certain circumstances." The Local Government Immunity Waiver Act covers school districts and relates to contracts entered into by school districts for providing goods or services to school districts. The District is not aware of any State court construing the Local Government Immunity Waiver Act in the context of whether contractual undertakings of local governments that relate to their borrowing powers are contracts covered by the Local Government Immunity Waiver Act. Neither the remedy of mandamus nor any other type of injunctive relief was at issue in *Tooke*, and it is unclear whether *Tooke* will be construed to have any effect with respect to the exercise of mandamus, as such remedy has been interpreted by State courts. In general, State courts have held that a writ of mandamus may be issued to require public officials to perform ministerial acts that clearly pertain to their duties. State courts have held that a ministerial act is defined as a legal duty that is prescribed and defined with a precision and certainty that leaves nothing to the exercise of discretion or judgment, though mandamus is not available to enforce purely contractual duties. However, mandamus may be used to require a public officer to perform legally-imposed ministerial duties necessary for the performance of a valid contract to which the State or a political subdivision of the State is a party (including the payment of monies due under a contract). Chapter 1371, which pertains to the issuance of public securities by issuers such as the District, including the Bonds, permits the District to waive sovereign immunity in the proceedings authorizing its bonds, but in connection with the issuance of the Bonds, the District has not waived sovereign immunity, as permitted by Chapter 1371. As a result, bondholders may not be able to bring such a suit against the District for breach of the Bonds or Order covenants. Even if a judgment against the District could be obtained, it could not be enforced by direct levy and execution against the District's property. Further, the registered owners cannot themselves foreclose on property within the District or sell property within the District to enforce the tax lien on taxable property to pay the principal of and interest on the Bonds. Furthermore, the District is eligible to seek relief from its creditors under Chapter 9 of the U.S. Bankruptcy Code ("Chapter 9"). Although Chapter 9 provides for the recognition of a security interest represented by a specifically pledged source of revenues, the pledge of ad valorem taxes in support of a general obligation of a bankrupt entity is not specifically recognized as a security interest under Chapter 9. Chapter 9 also includes an automatic stay provision that would prohibit, without Bankruptcy Court approval, the prosecution of any other legal action by creditors or bondholders of an entity which has sought protection under Chapter 9. Therefore, should the District avail itself of Chapter 9 protection from creditors, the ability to enforce would be subject to the approval of the Bankruptcy Court (which could require that the action be heard in Bankruptcy Court instead of other federal or state court); and the Bankruptcy Code provides for broad discretionary powers of a Bankruptcy Court

in administering any proceeding brought before it. See "APPENDIX E - THE PERMANENT SCHOOL FUND GUARANTEE PROGRAM" herein for a description of the procedures to be followed for payment of the Bonds by the Permanent School Fund in the event the District fails to make a payment on the Bonds when due. The opinion of Bond Counsel will note that all opinions relative to the enforceability of the Order and the Bonds are qualified with respect to the customary rights of debtors relative to their creditors, by general principles of equity which permit the exercise of judicial discretion and by governmental immunity.

BOOK-ENTRY-ONLY SYSTEM

This section describes how ownership of the Bonds is to be transferred and how the principal of, premium, if any, and interest on the Bonds are to be paid to and credited by DTC while the Bonds are registered in its nominee name. The information in this section concerning DTC and the Book-Entry-Only System has been provided by DTC for use in disclosure documents such as this Official Statement. The District, the Financial Advisor and the Underwriters believe the source of such information to be reliable, but take no responsibility for the accuracy or completeness thereof.

The District and the Underwriters cannot and do not give any assurance that (1) DTC will distribute payments of debt service on the Bonds, or redemption or other notices, to Direct Participants, (2) Direct Participants or others will distribute debt service payments paid to DTC or its nominee (as the registered owner of the Bonds) or redemption or other notices, to the Beneficial Owners, or that they will do so on a timely basis, or (3) DTC will serve and act in the manner described in this Official Statement. The current rules applicable to DTC are on file with the United States Securities and Exchange Commission, and the current procedures of DTC to be followed in dealing with Direct Participants are on file with DTC.

DTC will act as securities depository for the Bonds. The Bonds will be issued as fully-registered securities registered in the name of Cede & Co. (DTC's partnership nominee) or such other name as may be requested by an authorized representative of DTC. One fully-registered Bond certificate will be issued for each stated maturity of the Bonds, each in the aggregate principal amount of such maturity, and will be deposited with DTC.

DTC, the world's largest securities depository, is a limited-purpose trust company organized under the New York Banking Law, a "banking organization" within the meaning of the New York Banking Law, a member of the Federal Reserve System, a "clearing corporation" within the meaning of the New York Uniform Commercial Code, and a "clearing agency" registered pursuant to the provisions of Section 17A of the Securities Exchange Act of 1934. DTC holds and provides asset servicing for over 3.5 million issues of U.S. and non-U.S. equity issues, corporate and municipal debt issues, and money market instruments (from over 100 countries) that DTC's participants ("Direct Participants") deposit with DTC. DTC also facilitates the post-trade settlement among Direct Participants of sales and other securities transactions in deposited Securities, through electronic computerized book-entry transfers and pledges between Direct Participants' accounts. This eliminates the need for physical movement of securities certificates. Direct Participants include both U.S. and non-U.S. securities brokers and dealers, banks, trust companies, clearing corporations, and certain other organizations. DTC is a wholly-owned subsidiary of The Depository Trust & Clearing Corporation ("DTCC"). DTCC is the holding company for DTC, National Securities Clearing Corporation and Fixed Income Clearing Corporation, all of which are registered clearing agencies. DTCC is owned by the users of its regulated subsidiaries. Access to the DTC system is also available to others such as both U.S. and non-U.S. securities brokers and dealers, banks, trust companies, and clearing corporations that clear through or maintain a custodial relationship with a Direct Participant, either directly or indirectly ("Indirect Participants"). DTC has a S&P Global Ratings rating of AA+. The DTC Rules applicable to its Participants are on file with the United States Securities and Exchange Commission. More information about DTC can be found at www.dtcc.com.

Purchases of Bonds under the DTC system must be made by or through Direct Participants, which will receive a credit for the Bonds on DTC's records. The ownership interest of each actual purchaser of each Bond ("Beneficial Owner") is in turn to be recorded on the Direct and Indirect Participants' records. Beneficial Owners will not receive written confirmation from DTC of their purchase. Beneficial Owners are, however, expected to receive written confirmations providing details of the transaction, as well as periodic statements of their holdings, from the Direct or Indirect Participant through which the Beneficial Owner entered into the transaction. Transfers of ownership interests in the Bonds are to be accomplished by entries made on the books of Direct and Indirect Participants acting on behalf of Beneficial Owners. Beneficial Owners will not receive certificates representing their ownership interests in Bonds, except in the event that use of the Book-Entry-Only System for the Bonds is discontinued.

To facilitate subsequent transfers, all Bonds deposited by Direct Participants with DTC are registered in the name of DTC's partnership nominee, Cede & Co., or such other name as may be requested by an authorized representative of DTC. The deposit of Bonds with DTC and their registration in the name of Cede & Co. or such other DTC nominee do not effect any change in beneficial ownership. DTC has no knowledge of the actual Beneficial Owners of the Bonds; DTC's records reflect only the identity of the Direct Participants to whose accounts such Bonds are credited, which may or may not be the Beneficial Owners. The Direct and Indirect Participants will remain responsible for keeping account of their holdings on behalf of their customers.

Conveyance of notices and other communications by DTC to Direct Participants, by Direct Participants to Indirect Participants, and by Direct Participants and Indirect Participants to Beneficial Owners will be governed by arrangements among them, subject to any statutory or regulatory requirements as may be in effect from time to time. Beneficial Owners of Bonds may wish to take certain steps to augment the transmission to them of notices of significant events with respect to the Bonds, such as, redemptions, tenders, defaults, and proposed amendments to the Bond documents. For example, Beneficial Owners of Bonds may wish to ascertain that the nominee holding the Bonds for their benefit has agreed to obtain and transmit notices to Beneficial Owners. In the alternative, Beneficial Owners may wish to provide their names and addresses to the registrar and request that copies of notices be provided directly to them.

Redemption notices shall be sent to DTC. If less than all of the Bonds within a maturity are being redeemed, DTC's practice is to determine by lot the amount of the interest of each Direct Participant in such maturity to be redeemed.

Neither DTC nor Cede & Co. (nor any other DTC nominee) will consent or vote with respect to Bonds unless authorized by a Direct Participant in accordance with DTC's procedures. Under its usual procedures, DTC mails an Omnibus Proxy to The District as soon as possible after the record date. The Omnibus Proxy assigns Cede & Co.'s consenting or voting rights to those Direct Participants to whose accounts Bonds are credited on the record date (identified in a listing attached to the Omnibus Proxy).

All payments on the Bonds will be made to Cede & Co., or such other nominee as may be requested by an authorized representative of DTC. DTC's practice is to credit Direct Participants' accounts upon DTC's receipt of funds and corresponding detail information from the District or the Paying Agent/Registrar, on payable date in accordance with their respective holdings shown on DTC's records. Payments by Participants to Beneficial Owners will be governed by standing instructions and customary practices, as is the case with securities held for the accounts of customers in bearer form or registered in "street name," and will be the responsibility of such Participant and not of DTC, the Paying Agent/Registrar, or the District, subject to any statutory or regulatory requirements as may be in effect from time to time. All payments with respect to the Bonds to Cede & Co. (or such other nominee as may be requested by an authorized representative of DTC) are the responsibility of the District or the Paying Agent/Registrar, disbursement of such payments to Direct Participants will be the responsibility of DTC, and disbursement of such payments to the Beneficial Owners will be the responsibility of Direct and Indirect Participants.

DTC may discontinue providing its services as depository with respect to the Bonds at any time by giving reasonable notice to the District or the Paying Agent/Registrar. Under such circumstances, in the event that a successor depository is not obtained, physical Bond certificates are required to be printed and delivered.

The District may decide to discontinue use of the system of book-entry-only transfers through DTC (or a successor securities depository). In that event, physical Bond certificates will be printed and delivered to bond holders.

The information in this section concerning DTC and DTC's Book-Entry-Only System has been obtained from sources that the District believes to be reliable, but none of the District, the Financial Advisor, nor the Underwriters take any responsibility for the accuracy thereof.

Use of Certain Terms in Other Sections of this Official Statement

In reading this Official Statement it should be understood that while the Bonds are in the Book-Entry-Only System, references in other sections of this Official Statement to registered owners should be read to include the person for which the Direct or Indirect Participant acquires an interest in the Bonds, but (i) all rights of ownership must be exercised through DTC and the Book-Entry-Only System, and (ii) except as described above, notices that are to be given to registered owners under the Order will be given only to DTC.

REGISTRATION, TRANSFER AND EXCHANGE

Paying Agent/Registrar

The initial Paying Agent/Registrar for the Bonds is U.S. Bank Trust National Association, Irving, Texas. In the Order, the District covenants to maintain and provide a Paying Agent/Registrar until the Bonds are duly paid.

Successor Paying Agent/Registrar

Provision is made in the Order for replacing the Paying Agent/Registrar. If the District replaces the Paying Agent/Registrar, such Paying Agent/Registrar shall, promptly upon the appointment of a successor, deliver the Paying Agent/Registrar's records to the successor Paying Agent/Registrar, and the successor Paying Agent/Registrar shall act in the same capacity as the previous Paying Agent/Registrar. Any successor Paying Agent/Registrar selected by the District shall be a commercial bank or trust company organized under the laws of the United States or any state or other entity duly qualified and legally authorized to serve and perform the duties of the Paying Agent/Registrar for the Bonds. Upon any change in the Paying Agent/Registrar for the Bonds, the District has agreed to promptly cause a written notice thereof to be sent to each registered owner of the Bonds by United States mail, first-class, postage prepaid, which notice shall also give the address of the new Paying Agent/Registrar.

Initial Registration

Definitive Bonds will be initially registered and delivered only to CEDE & CO., the nominee of DTC pursuant to the Book-Entry-Only System described herein.

Future Registration

In the event the Book-Entry-Only System is discontinued, the Bonds may be transferred, registered and assigned on the registration books only upon presentation and surrender of the Bonds to the Paying Agent/Registrar, and such registration and transfer shall be without expense or service charge to the registered owner, except for any tax or other governmental charges required to be paid with respect to such registration and transfer. A Bond may be assigned by the execution of an assignment form on the Bonds or by other instrument of transfer and assignment acceptable to the Paying Agent/Registrar. A new Bond or Bonds will be delivered by the Paying Agent/Registrar in lieu of the Bond or Bonds being transferred or exchanged at the corporate trust office of the Paying Agent/Registrar, or sent by United States registered mail to the new registered owner at the registered owner's request, risk and expense. To the extent possible, new Bonds issued in an exchange or transfer of Bonds will be delivered to the registered owner or assignee of the registered owner in not more than three (3) business days after the receipt of the Bonds to be canceled in the exchange or transfer and the written instrument of transfer or request for exchange duly executed by the registered owner or his duly authorized agent, in form satisfactory to the Paying Agent/Registrar. New Bonds registered and delivered in an exchange or transfer shall be in authorized denominations and for a like aggregate principal amount as the Bonds surrendered for exchange or transfer.

Record Date For Interest Payment

The record date ("Record Date") for determining the person to whom the interest on the Bonds is payable on any interest payment date means the close of business on the last business day of the next preceding month. In the event of a non-payment of interest on a scheduled payment date, and for 30 days thereafter, a new record date for such interest payment (a "Special Record Date") will be established by the Paying Agent/Registrar, if and when funds for the payment of such interest have been received from the District. Notice of the Special Record Date and of the scheduled payment date of the past due interest (the "Special Payment Date" which shall be 15 days after the Special Record Date) shall be sent at least five business days prior to the Special Record Date by United States mail, first class, postage prepaid, to the address of each registered owner of a Bond appearing on the books of the Paying Agent/Registrar at the close of business on the last business day next preceding the date of mailing of such notice.

Limitation on Transfer of Bonds

The Paying Agent/Registrar shall not be required to make any such transfer, conversion or exchange (i) during the period commencing with the close of business on any Record Date and ending with the opening of business on the next following principal or interest payment date or (ii) with respect to any Bond or any portion thereof called for redemption prior to maturity, within 45 days prior to its redemption date; provided, however, that such limitation shall not apply to uncalled portions of a Bond redeemed in part.

Replacement Bonds

If any Bond is mutilated, destroyed, stolen or lost, a new Bond in the same principal amount as the Bond so mutilated, destroyed, stolen or lost will be issued. In the case of a mutilated Bond, such new Bond will be delivered only upon surrender and cancellation of such mutilated Bond. In the case of any Bond issued in lieu of and substitution for a Bond which has been destroyed, stolen or lost, such new Bond will be delivered only (a) upon filing with the District and the Paying Agent/Registrar a certificate to the effect that such Bond has been destroyed, stolen or lost and proof of the ownership thereof, and (b) upon furnishing the District and the Paying Agent/Registrar with indemnity satisfactory to them. The person requesting the authentication and delivery of a new Bond must pay such expenses as the Paying Agent/Registrar may incur in connection therewith.

THE PERMANENT SCHOOL FUND GUARANTEE PROGRAM

Subject to satisfying certain conditions, the payment of the Bonds will be guaranteed by the corpus of the Permanent School Fund of the State of Texas. In the event of default, registered owners will receive all payments due on the Bonds from the Permanent School Fund, and the Charter District Bond Guarantee Reserve would be the first source to pay debt service if a charter school was unable to make such payment. See "APPENDIX E – THE PERMANENT SCHOOL FUND GUARANTEE

PROGRAM” for pertinent information regarding the Permanent School Fund Guarantee Program. The disclosure regarding the Permanent School Fund Guarantee Program in Appendix E is incorporated herein and made a part hereof for all purposes.

STATE AND LOCAL FUNDING OF SCHOOL DISTRICTS IN TEXAS

Litigation Relating to the Texas Public School Finance System

On seven occasions in the last thirty years, the Texas Supreme Court (the “Court”) has issued decisions assessing the constitutionality of the Texas public school finance system (the “Finance System”). The litigation has primarily focused on whether the Finance System, as amended by the Texas Legislature (the “Legislature”) from time to time (i) met the requirements of article VII, section 1 of the Texas Constitution, which requires the Legislature to “establish and make suitable provision for the support and maintenance of an efficient system of public free schools,” or (ii) imposed a statewide ad valorem tax in violation of article VIII, section 1-e of the Texas Constitution because the statutory limit on property taxes levied by school districts for maintenance and operation purposes had allegedly denied school districts meaningful discretion in setting their tax rates. In response to the Court’s previous decisions, the Legislature enacted multiple laws that made substantive changes in the way the Finance System is funded in efforts to address the prior decisions declaring the Finance System unconstitutional.

On May 13, 2016, the Court issued its opinion in the most recent school finance litigation, *Morath v. The Texas Taxpayer & Student Fairness Coal.*, 490 S.W.3d 826 (Tex. 2016) (“*Morath*”). The plaintiffs and intervenors in the case had alleged that the Finance System, as modified by the Legislature in part in response to prior decisions of the Court, violated article VII, section 1 and article VIII, section 1-e of the Texas Constitution. In its opinion, the Court held that “[d]espite the imperfections of the current school funding regime, it meets minimum constitutional requirements.” The Court also noted that:

Lawmakers decide if laws pass, and judges decide if those laws pass muster. But our lenient standard of review in this policy-laden area counsels modesty. The judicial role is not to second-guess whether our system is optimal, but whether it is constitutional. Our Byzantine school funding “system” is undeniably imperfect, with immense room for improvement. But it satisfies minimum constitutional requirements.

Possible Effects of Changes in Law on District Bonds

The Court’s decision in *Morath* upheld the constitutionality of the Finance System but noted that the Finance System was “undeniably imperfect”. While not compelled by the *Morath* decision to reform the Finance System, the Legislature could enact future changes to the Finance System. Any such changes could benefit or be a detriment to the District. If the Legislature enacts future changes to, or fails adequately to fund the Finance System, or if changes in circumstances otherwise provide grounds for a challenge, the Finance System could be challenged again in the future. In its 1995 opinion in *Edgewood Independent School District v. Meno*, 917 S.W.2d 717 (Tex. 1995), the Court stated that any future determination of unconstitutionality “would not, however, affect the district’s authority to levy the taxes necessary to retire previously issued bonds, but would instead require the Legislature to cure the system’s unconstitutionality in a way that is consistent with the Contract Clauses of the U.S. and Texas Constitutions” (collectively, the “Contract Clauses”), which prohibit the enactment of laws that impair prior obligations of contracts.

Although, as a matter of law, the Bonds, upon issuance and delivery, will be entitled to the protections afforded previously existing contractual obligations under the Contract Clauses, the District can make no representations or predictions concerning the effect of future legislation, or any litigation that may be associated with such legislation, on the District’s financial condition, revenues or operations. While the enactment of future legislation to address school funding in Texas could adversely affect the financial condition, revenues or operations of the District, the District does not anticipate that the security for payment of the Bonds, specifically, the District’s obligation to levy an unlimited debt service tax and any Permanent School Fund guarantee of the Bonds would be adversely affected by any such legislation. See “CURRENT PUBLIC SCHOOL FINANCE SYSTEM”.

CURRENT PUBLIC SCHOOL FINANCE SYSTEM

Overview

The following language constitutes only a summary of the Finance System. The information contained under the captions “CURRENT PUBLIC SCHOOL FINANCE SYSTEM” and “TAX RATE LIMITATIONS” is subject to change, and only reflects the District’s understanding based on information available to the District as of the date of this Official Statement. Voter approval of constitutional amendments submitted to the voters at an election held on November 4, 2025 are noted below. See “– 2025 Legislative Sessions,” below. For a more complete description of school finance and fiscal management in the State, reference is made to Chapters 43 through 49 of the Texas Education Code, as amended. Additionally, prospective investors are encouraged to review the Property Tax Code (as defined herein) for definitive requirements for the levy and collection of ad valorem taxes and the calculation of the defined tax rates.

Local school district funding is derived from collections of ad valorem taxes levied on property located within each school district’s boundaries. School districts are authorized to levy two types of property taxes: a maintenance and operations (“M&O”) tax to pay current expenses and an interest and sinking fund (“I&S”) tax to pay debt service on bonds. School districts are prohibited from levying an M&O tax rate for the purpose of creating a surplus in M&O tax revenues to pay the district’s debt service. Current law also requires school districts to demonstrate their ability to pay debt service on outstanding bonded indebtedness through the levy of an I&S tax at a rate not to exceed \$0.50 per \$100 of taxable value at the time bonds are issued. Once bonds are issued, however, school districts generally may levy an I&S tax sufficient to pay debt service on such bonds unlimited as to rate or amount (see “TAX RATE LIMITATIONS – I&S Tax Rate Limitations” herein). Because property values vary widely among school districts, the amount of local funding generated by school districts with the same I&S tax rate and M&O tax rate is also subject to wide variation; however, the public school finance funding formulas are designed to generally equalize, on a per student basis, local funding generated by a school district’s M&O tax rate.

2025 Legislative Sessions

The regular session of the 89th Texas Legislature (the “Legislature”) commenced on January 14, 2025 and concluded on June 2, 2025 (the “89th Regular Session”). The Legislature meets in regular session in odd numbered years for 140 days. When the Legislature is not in session, the Governor of Texas (the “Governor”) may call one or more special sessions, at the Governor’s discretion, each lasting no more than 30 days, and for which the Governor sets the agenda (any such special sessions, together with the 89th Regular Session, are collectively referred to herein as the “2025 Legislative Sessions”). The Governor called a first special session, which began on July 21, 2025 and ended on August 15, 2025. The Governor called a second special session, which began on August 15, 2025 and ended on September 4, 2025.

During the 89th Regular Session, the Legislature considered a general appropriations act and legislation affecting the Finance System and ad valorem taxation procedures and exemptions, and investments, among other legislation affecting school districts and the administrative agencies that oversee school districts. Pursuant to a Statewide election held on November 4, 2025, and legislation passed by both houses of the Legislature there is an increase: (1) in the State mandated general homestead exemption from \$100,000 to \$140,000, (2) the additional exemption on the residence homesteads of those at least sixty-five (65) years of age or disabled from \$10,000 to \$60,000, and (3) the exemption for tangible personal property used in the “production of income” from \$2,500 to \$125,000. Additionally, both houses of the Legislature passed and the Governor signed legislation that authorizes roughly \$8.5 billion in funding for public schools and provides districts with a \$55 per-student increase to their base funding, as well as

provide districts with additional funding for teacher and staff salaries, educator preparation, special education, safety requirements and early childhood learning. Finally, legislation passed by the Legislature and signed into law by the Governor will create an education savings account program (commonly referred to as vouchers) for students that attend private schools or home school. The legislation became effective September 1, 2025, though families will not receive ESA funds until the 2026-2027 school year. The amount spent for purposes of the program for the 2025-2027 biennium may not exceed \$1 billion. Beginning on September 1, 2027, the legislation requires the Legislature to re-appropriate funds for the program for each subsequent State fiscal biennium. Such program could impact attendance in the District by incentivizing students to homeschool or attend private schools, which could negatively affect the District's attendance based funding.

The District is still in the process of reviewing legislation passed during the 2025 Legislative Sessions. At this time, the District cannot make any representations as to the full impact of such legislation. Further, the District can make no representations or predictions regarding the scope of legislation that may be considered in any special session or the potential impact of such legislation at this time, but it intends to monitor applicable legislation related thereto.

Local Funding for School Districts

A school district's M&O tax rate is composed of two distinct parts: the "Tier One Tax Rate", which is the local M&O tax rate required for a school district to receive any part of the basic level of State funding (referred to herein as "Tier One") under the Foundation School Program, as further described below, and the "Enrichment Tax Rate", which is any local M&O tax effort in excess of its Tier One Tax Rate. Formulas for the State Compression Percentage and Maximum Compressed Tax Rate (each as described below) are designed to compress M&O tax rates in response to year-over-year increases in property values across the State and within a school district, respectively. The discussion in this subcaption "Local Funding For School Districts" is generally intended to describe funding provisions applicable to all school districts; however, there are distinctions in the funding formulas for school districts that generate local M&O tax revenues in excess of the school districts' funding entitlements, as further discussed under the subcaption "CURRENT PUBLIC SCHOOL FINANCE SYSTEM – Local Revenue Level In Excess of Entitlement" herein.

State Compression Percentage

The State Compression Percentage (the "SCP") is a statutorily-defined percentage of the rate of \$1.00 per \$100 that is used to determine a school district's Maximum Compressed Tax Rate (described below). The State Compression Percentage is the lesser of three alternative calculations: (1) 93% or a lower percentage set by appropriation for a school year; (2) a percentage determined by formula if the estimated total taxable property value of the State (as submitted annually to the State Legislature by the State Comptroller) has increased by at least 2.5% over the prior year; and (3) the prior year State Compression Percentage. For any year, the maximum State Compression Percentage is 93%. For the State fiscal year ending in 2026, the State Compression Percentage is set at 63.22%.

Maximum Compressed Tax Rate

The Maximum Compressed Tax Rate (the "MCR") is the tax rate per \$100 of valuation of taxable property at which a school district must levy its Tier One Tax Rate to receive the full amount of the Tier One funding to which the school district is entitled. The MCR is equal to the lesser of two alternative calculations: (1) the school district's year SCP multiplied by \$1.00; or (2) a percentage determined by formula if the school district experienced a year-over-year increase in property value of at least 2.5% (if the increase in property value is less than 2.5%, then MCR is equal to the prior year MCR). However, each year the TEA shall evaluate the MCR for each school district in the State, and for any given year, if a school district's MCR is calculated to be less than 90% of any other school district's MCR for the current year, then the school district's MCR is instead equal to the school district's prior year MCR, until TEA determines that the difference between the school district's MCR and any other school district's MCR is not more than 10%. These compression formulas are intended to more closely equalize local generation of Tier One funding among districts with disparate tax bases and generally reduce the Tier One Tax Rates of school districts as property values increase. During the 2025 Legislative Sessions, the Legislature took action to reduce the MCR for the 2025-2026 school year. The MCR for the 2025-2026 school year is \$0.6322 and the floor is \$0.5689.

Pursuant to voter approval at a Statewide election held on November 4, 2025, the residential homestead exemption under Section 1-b(c), Article VIII, Texas Constitution increases (1) the State mandated general homestead exemption from \$100,000 to \$140,000, and (2) the additional exemption on the residence homesteads of those at least sixty-five (65) years of age or disabled from \$10,000 to \$60,000. These changes take effect for the tax year beginning January 1, 2025.

Tier One Tax Rate

A school district's Tier One Tax Rate is defined as a school district's M&O tax rate levied that does not exceed the school district's MCR.

Enrichment Tax Rate

The Enrichment Tax Rate is the number of cents a school district levies for M&O in excess of the Tier One Tax Rate, up to an additional \$0.17. The Enrichment Tax Rate is divided into two components: (i) "Golden Pennies" which are the first \$0.08 of tax effort in excess of a school district's Tier One Tax Rate; and (ii) "Copper Pennies" which are the next \$0.09 in excess of a school district's Tier One Tax Rate plus Golden Pennies.

School districts may levy an Enrichment Tax Rate at a level of their choice, subject to the limitations described under "TAX RATE LIMITATIONS – Public Hearing and Voter-Approval Tax Rate"; however to levy any of the Enrichment Tax Rate in a given year, a school district must levy a Tier One Tax Rate equal to the school district's MCR. Additionally, a school district's levy of Copper Pennies is subject to compression if the guaranteed yield (i.e., the guaranteed level of local tax revenue and State aid generated for each cent of tax effort) of Copper Pennies is increased from one year to the next (see "CURRENT PUBLIC SCHOOL FINANCE SYSTEM – State Funding for School Districts – Tier Two").

State Funding for School Districts

State funding for school districts is provided through the two-tiered Foundation School Program, which guarantees certain levels of funding for school districts in the State. School districts are entitled to a legislatively appropriated guaranteed yield on their Tier One Tax Rate and Enrichment Tax Rate. When a school district's Tier One Tax Rate and Enrichment Tax Rate generate tax revenues at a level below the respective entitlement, the State will provide "Tier One" funding or "Tier Two" funding, respectively, to fund the difference between the school district's entitlements and the actual M&O revenues generated by the school district's respective M&O tax rates.

The first level of funding, Tier One, is the basic level of funding guaranteed to all school districts based on a school district's Tier One Tax Rate. Tier One funding may then be "enriched" with Tier Two funding. Tier Two provides a guaranteed entitlement for each cent of a school district's Enrichment Tax Rate, allowing a school district increase or decrease its Enrichment Tax Rate to supplement Tier One funding at a level of the school district's own choice. While Tier One funding may be used for the payment of

debt service (except for school districts subject to the recapture provisions of Chapter 49 of the Texas Education Code, as discussed herein), and in some instances is required to be used for that purpose (see "TAX RATE LIMITATIONS – I&S Tax Rate Limitations"), Tier Two funding may not be used for the payment of debt service or capital outlay.

The current public school finance system also provides an Existing Debt Allotment ("EDA") to subsidize debt service on eligible outstanding school district bonds, an Instructional Facilities Allotment ("IFA") to subsidize debt service on newly issued bonds, and a New Instructional Facilities Allotment ("NIFA") to subsidize operational expenses associated with the opening of a new instructional facility. IFA primarily addresses the debt service needs of property-poor school districts.

Tier One and Tier Two allotments represent the State's share of the cost of M&O expenses of school districts, with local M&O taxes representing the school district's local share. EDA and IFA allotments supplement a school district's local I&S taxes levied for debt service on eligible bonds issued to construct, acquire and improve facilities, provided that a school district qualifies for such funding and that the State Legislature makes sufficient appropriations to fund the allotments for a State fiscal biennium. Tier One and Tier Two allotments and existing EDA and IFA allotments are generally required to be funded each year by the State Legislature.

Tier One

Tier One funding is the basic level of funding guaranteed to a school district, consisting of a State-appropriated baseline level of funding (the "Basic Allotment") for each student in "Average Daily Attendance" (being generally calculated as the sum of student attendance, other than students in average daily attendance who do not for each State-mandated day of instruction divided by the number of State-mandated days of instruction, defined herein as "ADA"). The Basic Allotment is revised downward if a school district's Tier One Tax Rate is less than the State-determined threshold. The Basic Allotment is supplemented by additional State funds, allotted based upon the unique school district characteristics and demographics of students in ADA, to make up most of a school district's Tier One entitlement under the Foundation School Program.

The Basic Allotment for school districts with a Tier One Tax Rate equal to the school district's MCR, is \$6,160 plus the guaranteed yield increment adjustment (the "GYIA") for each student in ADA and is revised downward for school districts with a Tier One Tax Rate lower than the school district's MCR. The GYIA is established by October 1 of each even-numbered year for the subsequent biennium. For the 2026-27 biennium, the GYIA is set at \$55. The Basic Allotment is then supplemented for all school districts by various weights to account for differences among school districts and their student populations. Such additional allotments include, but are not limited to, increased funds for students in ADA who: (i) attend a qualified special education program, (ii) are diagnosed with dyslexia or a related disorder, (iii) are economically disadvantaged, or (iv) have limited English language proficiency. Additional allotments to mitigate differences among school districts include, but are not limited to: (i) a transportation allotment for mileage associated with transporting students who reside two miles or more from their home campus, (ii) a fast growth allotment (for school districts in the top 25% of enrollment growth relative to other school districts), (iii) a college, career and military readiness allotment to further Texas' goal of increasing the number of students who attain a post-secondary education or workforce credential, and (iv) a teacher incentive allotment to increase teacher compensation retention in disadvantaged or rural school districts. A school district's total Tier One funding, divided by the district's Basic Allotment, is a school district's measure of students in "Weighted Average Daily Attendance" ("WADA"), which serves to calculate Tier Two funding.

The fast growth allotment weights are 0.48 for districts in the top 40% of school districts for growth, 0.33 for districts in the middle 30% of school districts for growth and 0.18 for districts in the bottom 30% of school districts for growth. The fast growth allotment was limited to \$320 million for the 2025-2026 school year.

Tier Two

Tier Two supplements Tier One funding and provides two levels of enrichment with different guaranteed yields (i.e., Golden Pennies and Copper Pennies) depending on the school district's Enrichment Tax Rate. Golden Pennies generate a guaranteed yield equal to the Basic Allotment multiplied by 0.02084. For the 2026-2027 State fiscal biennium, school districts are guaranteed a yield on each Golden Penny levied of \$129.52 per student in WADA. Copper Pennies generate a guaranteed yield per student in WADA equal to the school district's Basic Allotment multiplied by 0.008. For the 2026-2027 State fiscal biennium, school districts are guaranteed a yield of \$49.72 per student in WADA for each Copper Penny levied. For any school year in which the guaranteed yield of Copper Pennies per student in WADA exceeds the guaranteed yield of Copper Pennies per student in WADA for the preceding school year, a school district is required to reduce its Copper Pennies levied so as to generate no more revenue per student in WADA than was available to the school district for the preceding year.

Existing Debt Allotment, Instructional Facilities Allotment, and New Instructional Facilities Allotment

The Foundation School Program also includes facilities funding components consisting of the IFA and the EDA, subject to legislative appropriation each State fiscal biennium. To the extent funded for a biennium, these programs assist school districts in funding facilities by, generally, equalizing a school district's I&S tax effort. The IFA guarantees each awarded school district a specified amount per student (the "IFA Yield") in State and local funds for each cent of I&S tax levied to pay the principal of and interest on eligible bonds issued to construct, acquire, renovate or improve instructional facilities. The IFA Yield has been \$35 since this program first began in 1997. New awards of IFA are only available if appropriated funds are allocated for such purpose by the State Legislature. To receive an IFA award, in years where new IFA awards are available, a school district must apply to the Commissioner in accordance with rules adopted by the TEA before issuing the bonds to be paid with IFA State assistance. The total amount of debt service assistance over a biennium for which a school district may be awarded is limited to the lesser of (1) the actual debt service payments made by the school district in the biennium in which the bonds are issued; or (2) the greater of (a) \$100,000 or (b) \$250 multiplied by the number of students in ADA. The IFA is also available for lease-purchase agreements and refunding bonds meeting certain prescribed conditions. Once a school district receives an IFA award for bonds, it is entitled to continue receiving State assistance for such bonds without reapplying to the Commissioner. The guaranteed level of State and local funds per student percent of local tax effort applicable to the bonds may not be reduced below the level provided for the year in which the bonds were issued. For the 2026-2027 State fiscal biennium, the State Legislature did not appropriate any funds for new IFA awards; however, awards previously granted in years the State Legislature did appropriate funds for new IFA awards will continue to be funded.

State financial assistance is provided for certain existing eligible debt issued by school districts through the EDA program. The EDA guaranteed yield (the "EDA Yield") is the lesser of (i) \$40 per student in ADA or a greater amount for any year provided by appropriation; or (ii) the amount that would result in a total additional EDA of \$60 million more than the EDA to which school districts would have been entitled to if the EDA Yield were \$35. The portion of a school district's local debt service rate that qualifies for EDA assistance is limited to the first \$0.29 of its I&S tax rate (or a greater amount for any year provided by appropriation by the State Legislature). In general, a school district's bonds are eligible for EDA assistance if (i) the school district made payments on the bonds during the final fiscal year of the preceding State fiscal biennium, or (ii) the school district levied taxes to pay the principal of and interest on the bonds for that fiscal year. Each biennium, access to EDA funding is determined by the debt service taxes collected in the final year of the preceding biennium. A school district may not receive EDA funding for the principal and interest on a series of otherwise eligible bonds for which the school district receives IFA funding.

Since future-year IFA awards were not funded by the State Legislature for the 2026-2027 State fiscal biennium and debt service assistance on school district bonds that are not yet eligible for EDA is not available, debt service payments during the 2026-2027 State fiscal biennium on new bonds issued by school districts in the 2026-2027 State fiscal biennium to construct, acquire and improve facilities must be funded solely from local I&S taxes, except to the extent the bonds of a school district are eligible for hold harmless funding from the State for local tax revenue lost as a result of an increase in the mandatory homestead exemption (see "Tax Rate and Funding Equity" below).

A school district may also qualify for a NIFA allotment, which provides assistance to school districts for operational expenses associated with opening new instructional facilities. In the 2025 Legislative Sessions, the State Legislature appropriated funds in the amount of \$150,000,000 for each fiscal year of the 2026-2027 State fiscal biennium for NIFA allotments.

Tax Rate and Funding Equity

The Commissioner may proportionally reduce the amount of funding a school district receives under the Foundation School Program and the ADA calculation if the school district operates on a calendar that provides less than the State-mandated minimum instruction time in a school year. The Commissioner may also adjust a school district's ADA as it relates to State funding where disaster, flood, extreme weather or other calamity has a significant effect on a school district's attendance.

For the 2026-2027 school year, school districts will be held harmless and entitled to additional state aid to the extent that state and local revenue used to service eligible debt is less than the state and local revenue that would have been available to the district under state law providing for state aid to districts to account for increases in the general residence homestead exemption and the elderly or disabled tax ceiling as such state law existed on January 1, 2025, if any increase in a residence homestead exemption under the Texas Constitution, and any additional limitation on tax increases under the elderly or disabled tax ceiling had not occurred.

Local Revenue Level in Excess of Entitlement

A school district that has sufficient property wealth per student in ADA to generate local revenues on the school district's Tier One Tax Rate and Copper Pennies in excess of the school district's respective funding entitlements (a "Chapter 49 school district"), is subject to the local revenue reduction provisions contained in Chapter 49 of Texas Education Code, as amended ("Chapter 49"). Additionally, in years in which the amount of State funds appropriated specifically excludes the amount necessary to provide the guaranteed yield for Golden Pennies, local revenues generated on a school district's Golden Pennies in excess of the school district's respective funding entitlement are subject to the local revenue reduction provisions of Chapter 49. To reduce local revenue, Chapter 49 school districts are generally subject to a process known as "recapture", which requires a Chapter 49 school district to exercise certain options to remit local M&O tax revenues collected in excess of the Chapter 49 school district's funding entitlements to the State (for redistribution to other school districts) or otherwise expending the respective M&O tax revenues for the benefit of students in school districts that are not Chapter 49 school districts, as described in the subcaption "Options for Local Revenue Levels in Excess of Entitlement". Chapter 49 school districts receive their allocable share of funds distributed from the constitutionally-prescribed Available School Fund, but are generally not eligible to receive State aid under the Foundation School Program, although they may continue to receive State funds for certain competitive grants and certain programs that remain outside the Foundation School Program.

Recapture is measured by the "local revenue level" (being the M&O tax revenues generated in a school district) in excess of the entitlements appropriated by the State Legislature each fiscal biennium. Therefore, school districts are now guaranteed that recapture will not reduce revenue below their statutory entitlement.

Options for Local Revenue Levels in Excess of Entitlement

Under Chapter 49, a school district has six options to reduce local revenues to a level that does not exceed the school district's respective entitlements: (1) a school district may consolidate by agreement with one or more school districts to form a consolidated school district; all property and debt of the consolidating school districts vest in the consolidated school district; (2) a school district may detach property from its territory for annexation by a property-poor school district; (3) a school district may purchase attendance credits from the State; (4) a school district may contract to educate nonresident students from a property-poor school district by sending money directly to one or more property-poor school districts; (5) a school district may execute an agreement to provide students of one or more other school districts with career and technology education through a program designated as an area program for career and technology education; or (6) a school district may consolidate by agreement with one or more school districts to form a consolidated taxing school district solely to levy and distribute either M&O taxes or both M&O taxes and I&S taxes. A Chapter 49 school district may also exercise any combination of these remedies. Options (3), (4) and (6) require prior approval by the Chapter 49 school district's voters.

Furthermore, a school district may not adopt a tax rate until its effective local revenue level is at or below the level that would produce its guaranteed entitlement under the Foundation School Program. If a school district fails to exercise a permitted option, the Commissioner must reduce the school district's local revenue level to the level that would produce the school district's guaranteed entitlement, by detaching certain types of property from the school district and annexing the property to a property-poor school district or, if necessary, consolidate the school district with a property-poor school district. Provisions governing detachment and annexation of taxable property by the Commissioner do not provide for assumption of any of the transferring school district's existing debt.

CURRENT PUBLIC SCHOOL FINANCE SYSTEM AS APPLIED TO THE DISTRICT

For the 2025-2026 school year, the District was designated as an "excess local revenue" Chapter 49 school district by TEA. Accordingly, the District is required to exercise one of the permitted wealth equalization options for the 2025-2026 school year. For the 2025-2026 school year, the District entered into a wealth equalization agreement with the Commissioner for the purchase of attendance credits for the 2025-26 school year, for the purpose of implementing permitted wealth equalization options.

A district's "excess local revenues" must be tested for each future school year and, if it exceeds the maximum permitted level, the District must reduce its wealth per student by the exercise of one of the permitted wealth equalization options. Accordingly, if the District's wealth per student should exceed the maximum permitted value in future school years, it will be required to exercise one or more of the permitted wealth equalization options. If the District were to consolidate (or consolidate its tax base for all purposes) with a property-poor district, the outstanding debt of each district could become payable from the consolidated district's combined property tax base, and the District's ration of taxable property to debt could become diluted. If the District were to detach property voluntarily, a portion of its outstanding debt (including the Bonds) could be assumed by the district to which the property is annexed, in which case timely payment of the Bonds could become dependent in part on the financial performance of an annexing district.

For a detailed discussion of State funding for school district see "CURRENT PUBLIC SCHOOL FINANCE SYSTEM – State Funding for School Districts."

AD VALOREM TAX PROCEDURES

The following is a summary of certain provisions of State law as it relates to ad valorem taxation and is not intended to be complete. Prospective investors are encouraged to review Title I of the Texas Tax Code, as amended (the "Property Tax Code"), for identification of property subject to ad valorem taxation, property exempt or which may be exempted from ad valorem taxation if claimed, the appraisal of property for ad valorem tax purposes, and the procedures and limitations applicable to the levy and collection of ad valorem taxes.

Valuation of Taxable Property

The Property Tax Code provides for countywide appraisal and equalization of taxable property values and establishes in each county of the State an appraisal district and an appraisal review board (the "Appraisal Review Board") responsible for appraising property for all taxing units within the county. The appraisal of property within the District is the responsibility of the Hunt County Appraisal District (the "Appraisal District"). Except as generally described below, the Appraisal District is required to appraise all property within the Appraisal District on the basis of 100% of its market value and is prohibited from applying any assessment ratios. In determining market value of property, the Appraisal District is required to consider the cost method of appraisal, the income method of appraisal and the market data comparison method of appraisal, and use the method the chief appraiser of the Appraisal District considers most appropriate. The Property Tax Code requires appraisal districts to reappraise all property in its jurisdiction at least once every three (3) years. A taxing unit may require annual review at its own expense, and is entitled to challenge the determination of appraised value of property within the taxing unit by petition filed with the Appraisal Review Board.

State law requires the appraised value of an owner's principal residence ("homestead" or "homesteads") to be based solely on the property's value as a homestead, regardless of whether residential use is considered to be the highest and best use of the property. State law further limits the appraised value of a homestead to the lesser of (1) the market value of the property or (2) 110% of the appraised value of the property for the preceding tax year plus the market value of all new improvements to the property.

Effective January 1, 2024, an appraisal district is prohibited from increasing the appraised value of real property during the 2024 tax year on certain non-homestead properties (the "Subjected Property") whose appraised values are not more than \$5 million dollars (the "maximum property value") to an amount not to exceed the lesser of: (1) the market value of the Subjected Property for the most recent tax year that the market value was determined by the appraisal office or (2) the sum of: (a) 20 percent of the appraised value of the Subjected Property for the preceding tax year; (b) the appraised value of the Subjected Property for the preceding tax year; and (c) the market value of all new improvements to the Subjected Property (collectively, the "Appraisal Cap"). After the 2024 tax year, through December 31, 2026, the maximum property value may be increased or decreased by the product of the preceding state fiscal year's increase or decrease in the consumer price index, as applicable, to the maximum property value. For the 2025 tax year, the maximum property value was increased to \$5,160,000.

State law provides that eligible owners of both agricultural land and open-space land, including open-space land devoted to farm or ranch purposes or open-space land devoted to timber production, may elect to have such property appraised for property taxation on the basis of its productive capacity. The same land may not be qualified as both agricultural and open-space land.

The appraisal values set by the Appraisal District are subject to review and change by the Appraisal Review Board. The appraisal rolls, as approved by the Appraisal Review Board, are used by taxing units, such as the District, in establishing their tax rolls and tax rates (see "AD VALOREM TAX PROCEDURES – District and Taxpayer Remedies").

State Mandated Homestead Exemptions

Pursuant to voter approval at a Statewide election held on November 4, 2025, legislation passed by both houses of the Legislature during the 89th Regular Session increases: (1) the State mandated general homestead exemption from \$100,000 to \$140,000, and (2) the additional exemption on the residence homesteads of those at least sixty-five (65) years of age or disabled from \$10,000 to \$60,000. Various exemptions are available for disabled veterans and their families, surviving spouses of members of the armed services killed in action and surviving spouses of first responders killed or fatally wounded in the line of duty.

Local Option Homestead Exemptions

The governing body of a taxing unit, including a city, county, school district, or special district, at its option may grant: (1) an exemption of up to 20% of the appraised value of all homesteads (but not less than \$5,000) and (2) an additional exemption of at least \$3,000 of the appraised value of the homesteads of persons sixty-five (65) years of age or older and the disabled. Each taxing unit decides if it will offer the local option homestead exemptions and at what percentage or dollar amount, as applicable. The exemption described in (2), above, may also be created, increased, decreased or repealed at an election called by the governing body of a taxing unit upon presentment of a petition for such creation, increase, decrease, or repeal of at least 20% of the number of qualified voters who voted in the preceding election of the taxing unit. Cities, counties, and school districts are prohibited from repealing or reducing an optional homestead exemption (described in (1) above) that was granted in tax year 2022 through December 31, 2027. See "Appendix A – Financial Information of the District – Assessed Valuation" for the reduction in taxable valuation, if any, attributable to local option homestead exemptions.

State Mandated Freeze on School District Taxes

Except for increases attributable to certain improvements, a school district is prohibited from increasing the total ad valorem tax on the homestead of persons sixty-five (65) years of age or older or of disabled persons above the amount of tax imposed in the year such homestead qualified for such exemption. This freeze is transferable to a different homestead if a qualifying taxpayer moves and, under certain circumstances, is also transferable to the surviving spouse of persons sixty-five (65) years of age or older, but not the disabled. See "Appendix A – Financial Information of the District – Assessed Valuation" for the reduction in taxable valuation attributable to the freeze on taxes for the elderly and disabled.

Personal Property

Tangible personal property (furniture, machinery, supplies, inventories, etc.) used in the "production of income" is taxed based on the property's market value. Taxable personal property includes income-producing equipment and inventory. Intangibles such as goodwill, accounts receivable, and proprietary processes are not taxable. Tangible personal property not held or used for production of income, such as household goods, automobiles or light trucks, and boats, is exempt from ad valorem taxation unless the governing body of a taxing unit elects to tax such property. At a Statewide election held on November 4, 2025, voters approved a constitutional amendment to provide a person with an exemption from taxation by a taxing unit of \$125,000 of the appraised value of tangible personal property the person owns that is held or used for the production of income and has taxable situs at the same location in the taxing unit. A person who leases tangible personal property is also entitled to a tax exemption of \$125,000, regardless of where the property is located in the taxing unit.

Freeport and Goods-In-Transit Exemptions

Certain goods that are acquired in or imported into the State to be forwarded outside the State, and are detained in the State for 175 days or less for the purpose of assembly, storage, manufacturing, processing or fabrication ("Freeport Property") are exempt from ad valorem taxation unless a taxing unit took official action to tax Freeport Property before April 1, 1990 and has not subsequently taken official action to exempt Freeport Property. Decisions to continue taxing Freeport Property may be reversed in the future; decisions to exempt Freeport Property are not subject to reversal.

Certain goods, that are acquired in or imported into the State to be forwarded to another location within or outside the State, stored in a location that is not owned by the owner of the goods and are transported to another location within or outside the State within 175 days ("Goods-in-Transit"), are generally exempt from ad valorem taxation; however, the Property Tax Code permits a taxing unit, on a local option basis, to tax Goods-in-Transit if the taxing unit takes official action, after conducting a public hearing, before January 1 of the first tax year in which the taxing unit proposes to tax Goods-in-Transit. Goods-in-Transit and Freeport Property do not include oil, natural gas or petroleum products, and Goods-in-Transit does not include aircraft or special inventories such as manufactured housing inventory, or a dealer's motor vehicle, boat, or heavy equipment inventory.

A taxpayer may receive only one of the Goods-in-Transit or Freeport Property exemptions for items of personal property. See "Appendix A – Financial Information of the District – Assessed Valuation" for the reduction in taxable valuation, if any, attributable to Goods-in-Transit or Freeport Property exemptions.

Other Exempt Property

Other major categories of exempt property include property owned by the State or its political subdivisions if used for public purposes, property exempt by federal law, property used for pollution control, farm products owned by producers, property of nonprofit corporations used for scientific research or educational activities benefitting a college or university, designated historic sites, solar and wind-powered energy devices, and certain classes of intangible personal property. Beginning with the 2026 tax year, all intangible personal property is exempt from State taxation.

Temporary Exemption for Qualified Property Damaged by a Disaster

The Property Tax Code entitles the owner of certain qualified (i) tangible personal property used for the production of income, (ii) improvements to real property, and (iii) manufactured homes located in an area declared by the Governor to be a disaster area following a disaster and is at least 15 percent damaged by the disaster, as determined by the chief appraiser, to an exemption from taxation of a portion of the appraised value of the property. The amount of the exemption ranges from 15 percent to 100 percent based upon the damage assessment rating assigned by the chief appraiser. For tax years beginning on or after January 1, 2022, the governing body of the taxing unit is not required to take any action in order for the taxpayer to be eligible for the exemption. If a taxpayer qualifies for the exemption after the beginning of the tax year, the amount of the exemption is prorated based on the number of days left in the tax year following the day on which the Governor declares the area to be a disaster area. The Texas Legislature amended Section 11.35, Property Tax Code, to clarify that "damage" for purposes of such statute is limited to "physical damage." For more information on the exemption, reference is made to Section 11.35 of the Tax Code, as amended.

Tax Increment Reinvestment Zones

A city or county, by petition of the landowners or by action of its governing body, may create one or more tax increment reinvestment zones ("TIRZ") within its boundaries. At the time of the creation of the TIRZ, a "base value" for the real property in the TIRZ is established and the difference between any increase in the assessed valuation of taxable real property in the TIRZ in excess of the base value is known as the "tax increment". During the existence of the TIRZ, all or a portion of the taxes levied against the tax increment by a city or county, and all other overlapping taxing units that elected to participate, are restricted to paying only planned project and financing costs within the TIRZ and are not available for the payment of other obligations of such taxing units.

Until September 1, 1999, school districts were able to reduce the value of taxable property reported to the State to reflect any taxable value lost due to TIRZ participation by the school district. The ability of the school district to deduct the taxable value of the tax increment that it contributed prevented the school district from being negatively affected in terms of state school funding. However, due to a change in law, local M&O tax rate revenue contributed to a TIRZ created on or after May 31, 1999 will count toward a school district's Tier One entitlement (reducing Tier One State funds for eligible school districts) and will not be considered in calculating any school district's Tier Two entitlement (see "CURRENT PUBLIC SCHOOL FINANCE SYSTEM – State Funding for School Districts").

Tax Limitation Agreements

The Texas Economic Development Act (Chapter 313, Texas Tax Code, as amended) allowed school districts to grant limitations on appraised property values to certain corporations and limited liability companies to encourage economic development within the school district. Generally, during the last eight (8) years of the ten-year term of a tax limitation agreement, a school district could only levy and collect M&O taxes on the agreed-to limited appraised property value. For the purposes of calculating its Tier One and Tier Two entitlements, the portion of a school district's property that is not fully taxable is excluded from the school district's taxable property values. Therefore, a school district will not be subject to a reduction in Tier One or Tier Two State funds as a result of lost M&O tax revenues due to entering into a tax limitation agreement (see "CURRENT PUBLIC SCHOOL FINANCE SYSTEM – State Funding for School Districts"). The 87th Texas Legislature did not vote to extend this program, which expired by its terms effective December 31, 2022.

Tax Abatement Agreements

Taxing units may also enter into tax abatement agreements to encourage economic development. Under the agreements, a property owner agrees to construct certain improvements on its property. The taxing unit, in turn, agrees not to levy a tax on all or part of the increased value attributable to the improvements until the expiration of the agreement. The abatement agreement could last for a period of up to 10 years.

In the 88th Legislative Session, House Bill 5 ("HB 5" or "The Texas Jobs, Energy, Technology, and Innovation Act") was adopted to create an economic development program, subject to state oversight, which would attract jobs and investment to Texas through school district property tax abatement agreements with businesses. HB5 was codified as Chapter 403, Subchapter T, Texas Government Code ("Chapter 403") and had an effective date of January 1, 2024. Under Chapter 403, a school district may offer a 50% abatement on taxable value for maintenance and operations property taxes for certain eligible projects, except that projects in a federally designated economic opportunity zone receive a 75% abatement. Chapter 403 also provides a 100% abatement of maintenance and operations taxes for eligible property during a project's construction period. Taxable valuation for purposes of the debt service tax securing a series of bonds cannot be abated under Chapter 403. Eligible projects must involve manufacturing, dispatchable power generation facilities, technology research/development facilities, or critical infrastructure projects and projects must create and maintain jobs, as well as meet certain minimum investment requirements. The District is still in the process of reviewing Chapter 403 and cannot make any representations as to what impact, if any, Chapter 403 will have on its finances or operations.

For a discussion of how the various exemptions described above are applied by the District, see “THE PROPERTY TAX CODE AS APPLIED TO THE DISTRICT” herein.

District and Taxpayer Remedies

Under certain circumstances, taxpayers and taxing units, including the District, may appeal the determinations of the Appraisal District by timely initiating a protest with the Appraisal Review Board. Additionally, taxing units such as the District may bring suit against the Appraisal District to compel compliance with the Property Tax Code.

Owners of certain property with a taxable value in excess of the current year “minimum eligibility amount”, as determined by the State Comptroller, and situated in a county with a population of 1.2 million or more, may protest the determinations of an appraisal district directly to a three-member special panel of the appraisal review board, appointed by the chairman of the appraisal review board, consisting of highly qualified professionals in the field of property tax appraisal. The minimum eligibility amount is set at \$61,349,201 for the 2025 tax year and is adjusted annually by the State Comptroller to reflect the inflation rate.

The Property Tax Code sets forth notice and hearing procedures for certain tax rate increases by the District and provides for taxpayer referenda that could result in the repeal of certain tax increases (see “TAX RATE LIMITATIONS – Public Hearing and Voter-Approval Tax Rate”). The Property Tax Code also establishes a procedure for providing notice to property owners of reappraisals reflecting increased property value, appraisals which are higher than renditions, and appraisals of property not previously on an appraisal roll.

Levy and Collection of Taxes

The District is responsible for the collection of its taxes, unless it elects to transfer such functions to another governmental entity. Taxes are due October 1, or when billed, whichever comes later, and become delinquent after January 31 of the following year. A delinquent tax incurs a penalty of six percent (6%) of the amount of the tax for the first calendar month it is delinquent, plus one percent (1%) for each additional month or portion of a month the tax remains unpaid prior to July 1 of the year in which it becomes delinquent. If the tax is not paid by July 1 of the year in which it becomes delinquent, the tax incurs a total penalty of twelve percent (12%) regardless of the number of months the tax has been delinquent and incurs an additional penalty of up to twenty percent (20%) if imposed by the District. The delinquent tax also accrues interest at a rate of one percent (1%) for each month or portion of a month it remains unpaid. The Property Tax Code also makes provision for the split payment of taxes, discounts for early payment and the postponement of the delinquency date of taxes for certain taxpayers. Furthermore, the District may provide, on a local option basis, for the split payment, partial payment, and discounts for early payment of taxes under certain circumstances. The Property Tax Code permits taxpayers owning homes or certain businesses located in a disaster area and damaged as a direct result of the declared disaster to pay taxes imposed in the year following the disaster in four equal installments without penalty or interest, commencing on February 1 and ending on August 1. See “AD VALOREM TAX PROCEDURES – Temporary Exemption for Qualified Property Damaged by a Disaster” for further information related to a discussion of the applicability of this section of the Property Tax Code.

District’s Rights in the Event of Tax Delinquencies

Taxes levied by the District are a personal obligation of the owner of the property. On January 1 of each year, a tax lien attaches to property to secure the payment of all state and local taxes, penalties, and interest ultimately imposed for the year on the property. The lien exists in favor of each taxing unit, including the District, having power to tax the property. The District’s tax lien is on a parity with tax liens of such other taxing units. A tax lien on real property takes priority over the claim of most creditors and other holders of liens on the property encumbered by the tax lien, whether or not the debt or lien existed before the attachment of the tax lien; however, whether a lien of the United States is on a parity with or takes priority over a tax lien of the District is determined by applicable federal law. Personal property, under certain circumstances, is subject to seizure and sale for the payment of delinquent taxes, penalty, and interest.

At any time after taxes on property become delinquent, the District may file suit to foreclose the lien securing payment of the tax, to enforce personal liability for the tax, or both. In filing a suit to foreclose a tax lien on real property, the District must join other taxing units that have claims for delinquent taxes against all or part of the same property.

Collection of delinquent taxes may be adversely affected by the amount of taxes owed to other taxing units, adverse market conditions, taxpayer redemption rights, or bankruptcy proceedings which restrain the collection of a taxpayer’s debt.

Federal bankruptcy law provides that an automatic stay of actions by creditors and other entities, including governmental units, goes into effect with the filing of any petition in bankruptcy. The automatic stay prevents governmental units from foreclosing on property and prevents liens for post-petition taxes from attaching to property and obtaining secured creditor status unless, in either case, an order lifting the stay is obtained from the bankruptcy court. In many cases, post-petition taxes are paid as an administrative expense of the estate in bankruptcy or by order of the bankruptcy court.

TAX RATE LIMITATIONS

M&O Tax Rate Limitations

The District is authorized to levy an M&O tax rate pursuant to the approval of the voters of the District at an election held on February 12, 1960 pursuant to Article 2784e-1, Texas Revised Civil Statutes Annotated, as amended.

The maximum maintenance tax rate per \$100 of taxable value that may be adopted by an independent school district is the sum of \$0.17 and the school district’s MCR. The District’s MCR is, generally, inversely proportional to the change in taxable property values both within the District and the State, and is subject to recalculation annually. For any year, highest possible MCR for an independent school district is \$0.93. Without special authorization, the maximum M&O rate for any district in tax year 2025 is \$0.8022.

Furthermore, a school district cannot annually increase its tax rate in excess of the school district’s Voter-Approval Tax Rate without submitting such tax rate to an election and a majority of the voters voting at such election approving the adopted rate. See “TAX RATE LIMITATIONS – Public Hearing and Voter-Approval Tax Rate” herein.

I&S Tax Rate Limitations

A school district is also authorized to issue bonds and levy taxes for payment of bonds subject to voter approval of one or more propositions submitted to the voters under Section 45.003(b)(1), Texas Education Code, as amended, which provides a tax unlimited as to rate or amount for the support of school district bonded indebtedness (see “THE BONDS – Security”).

Section 45.0031 of the Texas Education Code, as amended, requires a school district to demonstrate to the Texas Attorney General that it has the prospective ability to pay its maximum annual debt service on a proposed issue of bonds and all previously issued bonds, other than bonds approved by voters of a school district at an election held on or before April 1, 1991 and issued before September 1, 1992 (or debt issued to refund such bonds, collectively, “exempt bonds”), from a tax levied at a rate of \$0.50 per \$100 of assessed valuation before bonds may be issued (the “50-cent Test”). In demonstrating the ability to pay debt service at a rate of \$0.50, a school district may take into account EDA and IFA allotments to the school district, which

effectively reduces the school district's local share of debt service, and may also take into account Tier One funds allotted to the school district. If a school district exercises this option, it may not adopt an I&S tax until it has credited to the school district's I&S fund an amount equal to all State allotments provided solely for payment of debt service and any Tier One funds needed to demonstrate compliance with the threshold tax rate test and which is received or to be received in that year. Additionally, a school district may demonstrate its ability to comply with the 50-cent Test by applying the \$0.50 tax rate to an amount equal to 90% of projected future taxable value of property in the school district, as certified by a registered professional appraiser, anticipated for the earlier of the tax year five (5) years after the current tax year or the tax year in which the final payment for the bonds is due. However, if a school district uses projected future taxable values to meet the 50-cent Test and subsequently imposes a tax at a rate greater than \$0.50 per \$100 of valuation to pay for bonds subject to the test, then for subsequent bond issues, the Texas Attorney General must find that the school district has the projected ability to pay principal and interest on the proposed bonds and all previously issued bonds subject to the 50-cent Test from a tax rate of \$0.45 per \$100 of valuation. Once the prospective ability to pay such tax has been shown and the bonds are issued, a school district may levy an unlimited tax to pay debt service. The Bonds are issued as "new money bonds" and are subject to the \$0.50 threshold tax rate test. In connection with prior bond issues, the District has not used State financial assistance and has not used projected property values to satisfy this threshold test.

Public Hearing and Voter-Approval Tax Rate

A school district's total tax rate is the combination of the M&O tax rate and the I&S tax rate. Generally, the highest rate at which a school district may levy taxes for any given year without holding an election to approve the tax rate is the "Voter-Approval Tax Rate", as described below.

A school district is required to adopt its annual tax rate before the later of September 30 or the sixtieth (60th) day after the date the certified appraisal roll is received by the taxing unit, except that a tax rate that exceeds the Voter-Approval Tax Rate must be adopted not later than the seventy-first (71st) day before the next occurring November uniform election date. A school district's failure to adopt a tax rate equal to or less than the Voter-Approval Tax Rate by September 30 or the sixtieth (60th) day after receipt of the certified appraisal roll, will result in the tax rate for such school district for the tax year to be the lower of the "no-new-revenue tax rate" calculated for that tax year or the tax rate adopted by the school district for the preceding tax year. A school district's failure to adopt a tax rate in excess of the Voter-Approval Tax Rate on or prior to the seventy-first (71st) day before the next occurring November uniform election date, will result in the school district adopting a tax rate equal to or less than its Voter-Approval Tax Rate by the later of September 30 or the sixtieth (60th) day after receipt of the certified appraisal roll. "No-new-revenue tax rate" means the rate that will produce the prior year's total tax levy from the current year's total taxable values, adjusted such that lost values are not included in the calculation of the prior year's taxable values and new values are not included in the current year's taxable values.

The Voter-Approval Tax Rate for a school district is the sum of (i) the school district's MCR; (ii) the greater of (a) the school district's Enrichment Tax Rate for the preceding year, less any amount by which the school district is required to reduce its current year Enrichment Tax Rate pursuant to Section 48.202(f), Education Code, as amended, or (b) the rate of \$0.05 per \$100 of taxable value; and (iii) the school district's current I&S tax rate. A school district's M&O tax rate may not exceed the rate equal to the sum of (i) \$0.17 and (ii) the school district's MCR (see "CURRENT PUBLIC SCHOOL FINANCE SYSTEM" herein, for more information regarding the State Compression Percentage, MCR, and the Enrichment Tax Rate).

The governing body of a school district generally cannot adopt a tax rate exceeding the school district's Voter-Approval Tax Rate without approval by a majority of the voters approving the higher rate at an election to be held on the next uniform election date. Further, subject to certain exceptions for areas declared disaster areas, State law requires the board of trustees of a school district to conduct an efficiency audit before seeking voter approval to adopt a tax rate exceeding the Voter-Approval Tax Rate and sets certain parameters for conducting and disclosing the results of such efficiency audit. An election is not required for a tax increase to address increased expenditures resulting from certain natural disasters in the year following the year in which such disaster occurs; however, the amount by which the increased tax rate exceeds the school district's Voter-Approval Tax Rate for such year may not be considered by the school district in the calculation of its subsequent Voter-Approval Tax Rate.

The calculation of the Voter-Approval Tax Rate does not limit or impact the District's ability to set an I&S tax rate in each year sufficient to pay debt service on all of the District's tax-supported debt obligations, including the Bonds.

Before adopting its annual tax rate, a public meeting must be held for the purpose of adopting a budget for the succeeding year. A notice of public meeting to discuss the school district's budget and proposed tax rate must be published in the time, format and manner prescribed in Section 44.004 of the Texas Education Code. Section 44.004(e) of the Texas Education Code provides that a person who owns taxable property in a school district is entitled to an injunction restraining the collection of taxes by the school district if the school district has not complied with such notice requirements or the language and format requirements of such notice as set forth in Section 44.004(b), (c), (c-1), (c-2), and (d), and, if applicable, subsection (i), and if such failure to comply was not in good faith. Section 44.004(e) further provides the action to enjoin the collection of taxes must be filed before the date the school district delivers substantially all of its tax bills. A school district that elects to adopt a tax rate before the adoption of a budget for the fiscal year that begins in the current tax year may adopt a tax rate for the current tax year before receipt of the certified appraisal roll, so long as the chief appraiser of the appraisal district in which the school district participates has certified to the assessor for the school district an estimate of the taxable value of property in the school district. If a school district adopts its tax rate prior to the adoption of its budget, both the no-new-revenue tax rate and the Voter-Approval Tax Rate of the school district shall be calculated based on the school district's certified estimate of taxable value. A school district that adopts a tax rate before adopting its budget must hold a public hearing on the proposed tax rate followed by another public hearing on the proposed budget rather than holding a single hearing on the two items.

A school district must annually calculate and prominently post on its internet website, and submit to the county tax assessor-collector for each county in which all or part of the school district is located its Voter-Approval Tax Rate in accordance with forms prescribed by the State Comptroller.

THE PROPERTY TAX CODE AS APPLIED TO THE DISTRICT

The Appraisal District has the responsibility for appraising property in the District as well as other taxing units in Hunt County. The Appraisal District is governed by a board of directors appointed by members of the governing bodies of various political subdivisions within Hunt County, certain members of which are appointed by the governing bodies of various political subdivisions that participate in the Appraisal District and certain of which are elected by voters within Hunt County.

Property within the District is assessed as of January 1 of each year, taxes become due October 1 of the same year and become delinquent on February 1 of the following year.

The District does not tax personal property not used in the production of income, such as personal automobiles.

The District does collect an additional 20% penalty to defray attorney costs in the collection of delinquent taxes over and above the penalty automatically assessed under the Tax Code.

The District's taxes are collected by the Hunt County Tax Assessor.

The District does not allow split payments and does not give discounts for early payment of taxes.

The District does not participate in a tax increment financing zone. The District has not granted any tax abatements.

The District does not grant a portion of the additional local option exemption of up to 20% of the market value of residence homesteads.

The District has granted the Freeport Property exemption. The District has not taken action to tax Goods-in-Transit.

The District approved a section 313 agreement to provide a tax abatement to a potential business locating in the District. The agreement has been extended beyond its original expiration date, but no development has occurred. When fully complete, the District will grant an abatement to the entity. No potential financial impact can be determined at this date.

EMPLOYEE BENEFIT PLANS AND OTHER POST-EMPLOYMENT BENEFITS

The District's employees participate in a retirement plan (the "Plan") with the State of Texas. The Plan is administered by the Teacher Retirement System of Texas ("TRS"). State contributions are made to cover costs of the Plan up to certain statutory limits. The District is obligated for a portion of TRS costs relating to employee salaries that exceed the statutory limit. For fiscal year ended June 30, 2024, the District made a contribution to TRS on a portion of their employee's salaries that exceeded the statutory minimum. For a discussion of the Plan, see "Note F. Defined Benefits Pension Plan" to the audited financial statements of the District that are attached hereto as Appendix D (the "Financial Statements").

In addition to its participation in the TRS, the District contributes to the Texas Public School Retired Employees Group Insurance Program (the "TRS-Care Retired Plan"), a cost-sharing multiple-employer defined benefit post-employment health care plan. The TRS-Care Retired Plan provides health care coverage for certain persons (and their dependents) who retired under the TRS. Contribution requirements are not actuarially determined but are legally established each biennium by the Texas Legislature. For more detailed information concerning the District's funding policy and contributions in connection with the TRS-Care Retired Plan, see "Note G. Other Post-Employment Defined Benefit Plans" to the Financial Statements.

As a result of its participation in the Plan and the TRS-Care Retired Plan and having no other post-retirement benefit plans, the District has no obligations for other post-employment benefits within the meaning of Governmental Accounting Standards Board Statement 45.

During the year ended June 30, 2024, employees of the District were covered by a fully-insured health insurance plan (the "Health Care Plan"). The District paid premiums of \$325 per month per employee to the Health Care Plan. Employees, at their option, authorize payroll withholdings to pay premiums for dependents. See "Note I. Risk Management – Health Care" of the Financial Statements.

Formal collective bargaining agreements relating directly to wages and other conditions of employment are prohibited by State law, as are strikes by teachers. There are various local, state and national organized employee groups who engage in efforts to better terms and conditions of employment of school employees. Some districts have adopted a policy to consult with employer groups with respect to certain terms and conditions of employment. Some examples of these groups are the Texas State Teachers Association, the Texas Classroom Teachers Association, the Association of Texas Professional Educators and the National Education Association.

RATING

The Bonds are rated "Aaa" by Moody's Investors Service, Inc. ("Moody's") based upon the guaranteed repayment thereof under the Permanent School Fund Guarantee Program of the TEA. (See "APPENDIX E - THE PERMANENT SCHOOL FUND GUARANTEE PROGRAM"). The District's unenhanced, underlying rating, including the Bonds, is "Aa3" by Moody's.

An explanation of the significance of such rating may be obtained from the respective rating company. The rating on the Bonds reflects only the view of the respective rating company at the time the ratings are given, and the District makes no representations as to the appropriateness of the ratings. There is no assurance that the ratings will continue for any given period of time, or that the ratings will not be revised downward or withdrawn entirely by Moody's, if, in the judgment of such rating company, circumstances so warrant.

The above ratings are not a recommendation to buy, sell or hold the Bonds, and such ratings may be subject to revision or withdrawal at any time by the rating agencies. Any downward revision or withdrawal of the ratings may have an adverse effect on the market price or marketability of the Bonds.

LEGAL MATTERS

The District will furnish the Underwriters a complete transcript of proceedings incident to the authorization and issuance of the Bonds, including the unqualified approving legal opinion of the Attorney General of Texas as to the Bonds to the effect that the Bonds are valid and legally binding obligations of the District payable from the proceeds of an annual ad valorem tax levied, without legal limit as to rate or amount, upon all taxable property in the District, and based upon examination of such transcript of proceedings, the approving legal opinion of Bracewell LLP, Bond Counsel to the District ("Bond Counsel"), to like effect and to the effect that the interest on the Bonds will be excludable from gross income for federal income tax purposes under section 103(a) of the Internal Revenue Code, subject to the matters described under "TAX MATTERS" herein. The form of Bond Counsel's opinion is attached hereto as Appendix C. Certain legal matters will be passed upon for the Underwriters by their counsel, McCall, Parkhurst & Horton L.L.P., Dallas, Texas. The legal fee to be paid to the Underwriters' counsel for services rendered in connection with the issuance of the Bonds is contingent upon the sale and delivery of the Bonds.

Though it represents the Financial Advisor and the Underwriters from time to time in matters unrelated to the issuance of the Bonds, Bond Counsel has been engaged by and only represents the District in connection with the issuance of the Bonds. Except as noted below, Bond Counsel was not requested to participate, and did not take part in the preparation of the Official Statement, and such firm has not assumed any responsibility with respect thereto or undertaken independently to verify any of the information contained herein except that in its capacity as Bond Counsel, such firm has reviewed the information appearing under the captions or subcaptions "THE BONDS" (except under the subcaptions "Permanent School Fund Guarantee", "Payment Record", and "Sources and Uses of Funds," as to which no opinion will be expressed), "REGISTRATION, TRANSFER AND EXCHANGE", "STATE AND LOCAL FUNDING OF SCHOOL DISTRICTS IN TEXAS", "CURRENT PUBLIC SCHOOL FINANCE SYSTEM", (except under the subcaption "Possible Effects of Wealth Transfer Provisions on the District's Financial Condition," as to which no opinion will be expressed) "TAX RATE LIMITATIONS" (except for the last sentence of the second paragraph under the subcaption "I&S Tax Rate Limitations"), "LEGAL MATTERS" (except for the last two sentences of the first paragraph thereunder), "TAX MATTERS", "LEGAL INVESTMENTS AND ELIGIBILITY TO SECURE PUBLIC FUNDS IN TEXAS", "REGISTRATION AND QUALIFICATION OF BONDS FOR SALE" and "CONTINUING DISCLOSURE OF INFORMATION" (except under the subcaption "Compliance with Prior Undertakings," as to which no opinion will be expressed) and such firm is of the opinion that the information relating to the Bonds and the Order contained under such captions is a fair

and accurate summary of the information purported to be shown and that the information and descriptions contained under such captions relating to the provisions of applicable state and federal laws are correct as to matters of law.

The various legal opinions to be delivered concurrently with the delivery of the Bonds express the professional judgment of the attorneys rendering the opinions as to the legal issues explicitly addressed therein. In rendering a legal opinion, the attorney does not become an insurer or guarantor of the expression of professional judgment, of the transaction opined upon, or of the future performance of the parties to the transaction. Nor does the rendering of an opinion guarantee the outcome of any legal dispute that may arise out of the transaction.

TAX MATTERS

The following discussion of certain federal income tax considerations is for general information only and is not tax advice. Each prospective purchaser of the Bonds should consult its own tax advisor as to the tax consequences of the acquisition, ownership and disposition of the Bonds.

Tax Exemption

In the opinion of Bracewell LLP, Bond Counsel, under existing law, interest on the Bonds (i) is excludable from gross income for federal income tax purposes under section 103 of the Internal Revenue Code of 1986, as amended (the "Code"), and (ii) is not an item of tax preference for purposes of the alternative minimum tax on individuals.

The Code imposes a number of requirements that must be satisfied for interest on state or local obligations, such as the Bonds, to be excludable from gross income for federal income tax purposes. These requirements include limitations on the use of bond proceeds and the source of repayment of bonds, limitations on the investment of bond proceeds prior to expenditure, a requirement that excess arbitrage earned on the investment of bond proceeds be paid periodically to the United States and a requirement that the issuer file an information report with the Internal Revenue Service (the "Service"). The District has covenanted in the Order that it will comply with these requirements.

Bond Counsel's opinion will assume continuing compliance with the covenants of the Order pertaining to those sections of the Code that affect the excludability of interest on the Bonds from gross income for federal income tax purposes and, in addition, will rely on representations by the District and other parties involved with the issuance of the Bonds with respect to matters solely within the knowledge of the District and such parties, which Bond Counsel has not independently verified. If the District fails to comply with the covenants in the Order or if the foregoing representations are determined to be inaccurate or incomplete, interest on the Bonds could become includable in gross income from the date of delivery of the Bonds, regardless of the date on which the event causing such inclusion occurs.

Bond Counsel will express no opinion as to the amount or timing of interest on the Bonds or, except as stated above, any federal, state or local tax consequences resulting from the receipt or accrual of interest on, or acquisition, ownership or disposition of, the Bonds. Certain actions may be taken or omitted subject to the terms and conditions set forth in the Order upon the advice or with the approving opinion of Bond Counsel. Bond Counsel will express no opinion with respect to Bond Counsel's ability to render an opinion that such actions, if taken or omitted, will not adversely affect the excludability of interest of the Bonds from gross income for federal income tax purposes.

Bond Counsel's opinions are based on existing law, which is subject to change. Such opinions are further based on Bond Counsel's knowledge of facts as of the date thereof. Bond Counsel assumes no duty to update or supplement its opinions to reflect any facts or circumstances that may thereafter come to Bond Counsel's attention or to reflect any changes in any law that may thereafter occur or become effective. Moreover, Bond Counsel's opinions are not a guarantee of result and are not binding on the Service; rather, such opinions represent Bond Counsel's legal judgment based upon its review of existing law and in reliance upon the representations and covenants referenced above that it deems relevant to such opinions. The Service has an ongoing audit program to determine compliance with rules that relate to whether interest on state or local obligations is includable in gross income for federal income tax purposes. No assurance can be given as to whether or not the Service will commence an audit of the Bonds. If an audit is commenced, in accordance with its current published procedures the Service is likely to treat the District as the taxpayer, and the Owners may not have a right to participate in such audit. Public awareness of any future audit of the Bonds could adversely affect the value and liquidity of the Bonds, regardless of the ultimate outcome of the audit.

Additional Federal Income Tax Consequences

Collateral Tax Consequences

Prospective purchasers of the Bonds should be aware that the ownership of tax-exempt obligations may result in collateral federal income tax consequences, including but not limited to those noted below. Therefore, prospective purchasers of the Bonds should consult their own tax advisors as to the tax consequences of the acquisition, ownership and disposition of the Bonds.

An "applicable corporation" (as defined in section 59(k) of the Code) may be subject to a 15% alternative minimum tax imposed under section 55 of the Code on its "adjusted financial statement income" (as defined in section 56A of the Code) for such taxable year. Because interest on tax-exempt obligations, such as the Bonds, is included in a corporation's "adjusted financial statement income," ownership of the Bonds could subject certain corporations to alternative minimum tax consequences.

Ownership of tax-exempt obligations also may result in collateral federal income tax consequences to financial institutions, life insurance and property and casualty insurance companies, certain S corporations with Subchapter C earnings and profits, individual recipients of Social Security or Railroad Retirement benefits, taxpayers who may be deemed to have incurred or continued indebtedness to purchase or carry tax-exempt obligations, low and middle income taxpayers otherwise qualifying for the health insurance premium assistance credit and individuals otherwise qualifying for the earned income tax credit. In addition, certain foreign corporations doing business in the United States may be subject to the "branch profits tax" on their effectively connected earnings and profits, including tax-exempt interest such as interest on the Bonds.

Prospective purchasers of the Bonds should also be aware that, under the Code, taxpayers are required to report on their returns the amount of tax-exempt interest, such as interest on the Bonds, received or accrued during the year.

Tax Accounting Treatment of Original Issue Premium

If the issue price of a maturity of the Bonds exceeds the stated redemption price payable at maturity of such Bonds, such Bonds (the "Premium Bonds") are considered for federal income tax purposes to have "bond premium" equal to the amount of such excess. The basis of a Premium Bond in the hands of an initial owner is reduced by the amount of such excess that is amortized during the period such initial owner holds such Premium Bond in determining gain or loss for federal income tax purposes. This reduction in basis will increase the amount of any gain or decrease the amount of any loss recognized for federal income tax purposes on the sale or other taxable disposition of a Premium Bond by the initial owner. No corresponding deduction is allowed for federal income tax purposes for the reduction in basis resulting from amortizable bond premium. The amount of bond premium on a Premium Bond that is amortizable each year (or shorter period in the event of a sale or disposition of a Premium Bond) is determined using the yield to maturity on the Premium Bond based on the initial offering price of such Premium Bond.

The federal income tax consequences of the purchase, ownership and redemption, sale or other disposition of Premium Bonds that are not purchased in the initial offering at the initial offering price may be determined according to rules that differ from those described above. All owners of Premium Bonds should consult their own tax advisors with respect to the determination for federal, state, and local income tax purposes of amortized bond premium upon the redemption, sale or other disposition of a Premium Bond and with respect to the federal, state, local, and foreign tax consequences of the purchase, ownership, and sale, redemption or other disposition of such Premium Bonds.

Tax Accounting Treatment of Original Issue Discount

If the issue price of a maturity of the Bonds is less than the stated redemption price payable at maturity of such Bonds (the "OID Bonds"), the difference between (i) the amount payable at the maturity of each OID Bond, and (ii) the initial offering price to the public of such OID Bond constitutes original issue discount with respect to such OID Bond in the hands of any owner who has purchased such OID Bond in the initial public offering of the Bonds. Generally, such initial owner is entitled to exclude from gross income (as defined in Section 61 of the Code) an amount of income with respect to such OID Bond equal to that portion of the amount of such original issue discount allocable to the period that such OID Bond continues to be owned by such owner. Because original issue discount is treated as interest for federal income tax purposes, the discussions regarding interest on the Bonds under the captions "TAX MATTERS – Tax Exemption" and "TAX MATTERS – Additional Federal Income Tax Considerations – Collateral Tax Consequences" and "—Tax Legislative Changes" generally apply and should be considered in connection with the discussion in this portion of the Official Statement.

In the event of the redemption, sale or other taxable disposition of such OID Bond prior to stated maturity, however, the amount realized by such owner in excess of the basis of such OID Bond in the hands of such owner (adjusted upward by the portion of the original issue discount allocable to the period for which such OID Bond was held by such initial owner) is includable in gross income.

The foregoing discussion assumes that (i) the Underwriters have purchased the Bonds for contemporaneous sale to the public and (ii) all of the OID Bonds have been initially offered, and a substantial amount of each maturity thereof has been sold, to the general public in arm's-length transactions for a price (and with no other consideration being included) not more than the initial offering prices thereof stated on the inside cover page of this Official Statement. Neither the District nor Bond Counsel has made any investigation or offers any comfort that the OID Bonds will be offered and sold in accordance with such assumptions.

Under existing law, the original issue discount on each OID Bond accrues daily to the stated maturity thereof (in amounts calculated as described below for each six-month period ending on the date before the semiannual anniversary dates of the date of the Bonds and ratably within each such six-month period) and the accrued amount is added to an initial owner's basis for such OID Bond for purposes of determining the amount of gain or loss recognized by such owner upon the redemption, sale or other disposition thereof. The amount to be added to basis for each accrual period is equal to (i) the sum of the issue price and the amount of original issue discount accrued in prior periods multiplied by the yield to stated maturity (determined on the basis of compounding at the close of each accrual period and properly adjusted for the length of the accrual period) less (ii) the amounts payable as current interest during such accrual period on such Bond.

The federal income tax consequences of the purchase, ownership, and redemption, sale or other disposition of OID Bonds that are not purchased in the initial offering at the initial offering price may be determined according to rules that differ from those described above. All owners of OID Bonds should consult their own tax advisors with respect to the determination for federal, state, and local income tax purposes of interest accrued upon redemption, sale or other disposition of such OID Bonds and with respect to the federal, state, local and foreign tax consequences of the purchase, ownership, redemption, sale or other disposition of such OID Bonds.

Tax Legislative Changes

Current law may change so as to directly or indirectly reduce or eliminate the benefit of the excludability of interest on the Bonds from gross income for federal income tax purposes. Any proposed legislation, whether or not enacted, could also affect the value and liquidity of the Bonds. Prospective purchasers of the Bonds should consult with their own tax advisors with respect to any recently-enacted, proposed, pending or future legislation.

Opinion

On the date of initial delivery of the Bonds, McCall, Parkhurst & Horton L.L.P., Dallas, Texas, Bond Counsel to the District, will render its opinion that, in accordance with statutes, regulations, published rulings and court decisions existing on the date thereof ("Existing Law"), (1) interest on the Bonds for federal income tax purposes will be excludable from the "gross income" of the holders thereof and (2) the Bonds will not be treated as "specified private activity bonds" the interest on which would be included as an alternative minimum tax preference item under section 57(a)(5) of the Internal Revenue Code of 1986 (the "Code"). Except as stated above, Bond Counsel will express no opinion as to any other federal, state or local tax consequences of the purchase, ownership or disposition of the Bonds. See Appendix C – Form of Legal Opinion of Bond Counsel.

In rendering its opinion, Bond Counsel will rely upon (a) certain information and representations of the District, including information and representations contained in the District's federal tax certificate, (b) covenants of the District contained in the Bond documents relating to certain matters, including arbitrage and the use of the proceeds of the Bonds and the property financed therewith, and (c) the certificate with respect to arbitrage by the Commissioner of Education regarding the allocation and investment of certain investments in the Permanent School Fund. Failure by the District to observe the aforementioned representations or covenants could cause the interest on the Bonds to become includable in gross income retroactively to the date of issuance.

The Code and the regulations promulgated thereunder contain a number of requirements that must be satisfied subsequent to the issuance of the Bonds in order for interest on the Bonds to be, and to remain, excludable from gross income for federal income tax purposes. Failure to comply with such requirements may cause interest on the Bonds to be included in gross income retroactively to the date of issuance of the Bonds. The opinion of Bond Counsel is conditioned on compliance by the District with such requirements, and Bond Counsel has not been retained to monitor compliance with these requirements subsequent to the issuance of the Bonds.

Bond Counsel's opinion represents its legal judgment based upon its review of Existing Law and the reliance on the aforementioned information, representations and covenants. Bond Counsel's opinion is not a guarantee of a result. Existing Law is subject to change by the Congress and to subsequent judicial and administrative interpretation by the courts and the Department of the Treasury. There can be no assurance that Existing Law or the interpretation thereof will not be changed in a manner which would adversely affect the tax treatment of the purchase, ownership or disposition of the Bonds.

A ruling was not sought from the Internal Revenue Service by the District with respect to the Bonds or the property financed with proceeds of the Bonds. No assurances can be given as to whether the Internal Revenue Service will commence an audit of the Bonds, or as to whether the Internal Revenue Service would agree with the opinion of Bond Counsel. If an Internal Revenue Service audit is commenced, under current procedures the Internal Revenue Service is likely to treat the District as the taxpayer and the Bondholders may have no right to participate in such procedure. No additional interest will be paid upon any determination of taxability.

Federal Income Tax Accounting Treatment of Original Issue Discount

The initial public offering price to be paid for one or more maturities of the Bonds may be less than the maturity amount thereof or one or more periods for the payment of interest on the Bonds may not be equal to the accrual period or be in excess of one year (the "Original Issue Discount Bonds"). In such event, the difference between (i) the "stated redemption price at maturity" of each Original Issue Discount Bond, and (ii) the initial offering price to the public of such Original Issue Discount Bond would constitute original issue discount. The "stated redemption price at maturity" means the sum of all payments to be made on the Bonds less the amount of all periodic interest payments. Periodic interest payments are payments which are made during equal accrual periods (or during any unequal period if it is the initial or final period) and which are made during accrual periods which do not exceed one year.

Under Existing Law, any owner who has purchased such Original Issue Discount Bond in the initial public offering is entitled to exclude from gross income (as defined in section 61 of the Code) an amount of income with respect to such Original Issue Discount Bond equal to that portion of the amount of such original issue discount allocable to the accrual period. For a discussion of certain collateral federal tax consequences, see the discussion set forth below.

In the event of the redemption, sale or other taxable disposition of such Original Issue Discount Bond prior to stated maturity, however, the amount realized by such owner in excess of the basis of such Original Issue Discount Bond in the hands of such owner (adjusted upward by the portion of the original issue discount allocable to the period for which such Original Issue Discount Bond was held by such initial owner) is includable in gross income.

Under Existing Law, the original issue discount on each Original Issue Discount Bond is accrued daily to the stated maturity thereof (in amounts calculated as described below for each six-month period ending on the date before the semiannual anniversary dates of the date of the Bonds and ratably within each such six-month period) and the accrued amount is added to an initial owner's basis for such Original Issue Discount Bond for purposes of determining the amount of gain or loss recognized by such owner upon the redemption, sale or other disposition thereof. The amount to be added to basis for each accrual period is equal to (a) the sum of the issue price and the amount of original issue discount accrued in prior periods multiplied by the yield to stated maturity (determined on the basis of compounding at the close of each accrual period and properly adjusted for the length of the accrual period) less (b) the amounts payable as current interest during such accrual period on such Original Issue Discount Bond.

The federal income tax consequences of the purchase, ownership, redemption, sale or other disposition of Original Issue Discount Bonds which are not purchased in the initial offering at the initial offering price may be determined according to rules which differ from those described above. All owners of Original Issue Discount Bonds should consult their own tax advisors with respect to the determination for federal, state and local income tax purposes of the treatment of interest accrued upon redemption, sale or other disposition of such Original Issue Discount Bonds and with respect to the federal, state, local and foreign tax consequences of the purchase, ownership, redemption, sale or other disposition of such Original Issue Discount Bonds.

Collateral Federal Income Tax Consequences

The following discussion is a summary of certain collateral federal income tax consequences resulting from the purchase, ownership or disposition of the Bonds. This discussion is based on Existing Law, which is subject to change or modification, retroactively.

The following discussion is applicable to investors, other than those who are subject to special provisions of the Code, such as financial institutions, property and casualty insurance companies, life insurance companies, individual recipients of Social Security or Railroad Retirement benefits, individuals allowed an earned income credit, certain S corporations with Subchapter C earnings and profits, foreign corporations subject to the branch profits tax, taxpayers qualifying for the health insurance premium assistance credit and taxpayers who may be deemed to have incurred or continued indebtedness to purchase tax-exempt obligations.

THE DISCUSSION CONTAINED HEREIN MAY NOT BE EXHAUSTIVE. INVESTORS, INCLUDING THOSE WHO ARE SUBJECT TO SPECIAL PROVISIONS OF THE CODE, SHOULD CONSULT THEIR OWN TAX ADVISORS AS TO THE TAX TREATMENT WHICH MAY BE ANTICIPATED TO RESULT FROM THE PURCHASE, OWNERSHIP AND DISPOSITION OF TAX-EXEMPT OBLIGATIONS BEFORE DETERMINING WHETHER TO PURCHASE THE BONDS.

Under section 6012 of the Code, holders of tax-exempt obligations, such as the Bonds, may be required to disclose interest received or accrued during each taxable year on their returns of federal income taxation.

Interest on the Bonds may be includable in certain corporations' "adjusted financial statement income" determined under section 56A of the Code to calculate the alternative minimum tax imposed by section 55 of the Code.

Section 1276 of the Code provides for ordinary income tax treatment of gain recognized upon the disposition of a tax-exempt obligation, such as the Bonds, if such obligation was acquired at a "market discount" and if the fixed maturity of such obligation is equal to, or exceeds, one year from the date of issue. Such treatment applies to "market discount bonds" to the extent such gain does not exceed the accrued market discount of such bonds; although for this purpose, a de minimis amount of market discount is ignored. A "market discount bond" is one which is acquired by the holder at a purchase price which is less than the stated redemption price at maturity or, in the case of a bond issued at an original issue discount, the "revised issue price" (i.e., the issue price plus accrued original issue discount). The "accrued market discount" is the amount which bears the same ratio to the market discount as the number of days during which the holder holds the obligation bears to the number of days between the acquisition date and the final maturity date.

State, Local and Foreign Taxes

Investors should consult their own tax advisors concerning the tax implications of the purchase, ownership or disposition of the Bonds under applicable state or local laws. Foreign investors should also consult their own tax advisors regarding the tax consequences unique to investors who are not United States persons.

Information Reporting and Backup Withholding

Subject to certain exceptions, information reports describing interest income, including original issue discount, with respect to the Bonds will be sent to each registered holder and to the Internal Revenue Service. Payments of interest and principal may be subject to backup withholding under section 3406 of the Code if a recipient of the payments fails to furnish to the payor such owner's social security number or other taxpayer identification number ("TIN"), furnishes an incorrect TIN, or otherwise fails to establish an exemption from the backup withholding tax. Any amounts so withheld would be allowed as a credit against the recipient's federal income tax. Special rules apply to partnerships, estates and trusts, and in certain circumstances, and in respect of foreign investors, certifications as to foreign status and other matters may be required to be provided by partners and beneficiaries thereof.

Future and Proposed Legislation

Tax legislation, administrative actions taken by tax authorities, or court decisions, whether at the Federal or state level, may adversely affect the tax-exempt status of interest on the Bonds under federal or state law and could affect the market price or marketability of the Bonds. Any such proposal could limit the value of certain deductions and exclusions, including the exclusion for tax-exempt interest. The likelihood of any such proposal being enacted cannot be predicted. Prospective purchasers of the Bonds should consult their own tax advisors regarding the foregoing matters.

INVESTMENT POLICIES

Investments

The District invests its funds in investments authorized by Texas law in accordance with investment policies approved by the Board of the District. Both State law and the District's investment policies are subject to change.

Legal Investments

Under State law, the District is authorized to invest in: (1) obligations, including letters of credit, of the United States or its agencies and instrumentalities, including the Federal Home Loan Banks; (2) direct obligations of the State or its agencies and instrumentalities; (3) collateralized mortgage obligations issued by a federal agency or instrumentality of the United States, the underlying security for which is guaranteed by an agency or instrumentality of the United States; (4) other obligations, the principal and interest of which are unconditionally guaranteed or insured by, or backed by the full faith and credit of, the State or the United States or their respective agencies and instrumentalities, including obligations that are fully guaranteed or insured by the Federal Deposit Insurance Corporation (the "FDIC") or by the explicit full faith and credit of the United States; (5) obligations of states, agencies, counties, cities, and other political subdivisions of any state rated as to investment quality by a nationally recognized investment rating firm not less than A or its equivalent; (6) bonds issued, assumed, or guaranteed by the State of Israel; (7) interest-bearing banking deposits that are guaranteed or insured by the FDIC or the National Credit Union Share Insurance Fund (the "NCUSIF") or their respective successors; (8) interest-bearing banking deposits, other than those described in clause (7), that (i) are invested through a broker or institution with a main office or branch office in this state and selected by the District in compliance with the PFIA, (ii) the broker or institution arranges for the deposit of the funds in one or more federally insured depository institutions, wherever located, for the District's account, (iii) the full amount of the principal and accrued interest of the banking deposits is insured by the United States or an instrumentality of the United States, and (iv) the District appoints as its custodian of the banking deposits, in compliance with the PFIA, the institution in clause (8)(i) above, a bank, or a broker-dealer; (9) certificates of deposit and share certificates meeting the requirements of the PFIA (i) that are issued by an institution that has its main office or a branch office in the State and are guaranteed or insured by the FDIC or the NCUSIF, or their respective successors, or are secured as to principal by obligations described in clauses (1) through (8), above, or secured in accordance with Chapter 2257, Texas Government Code, or in any other manner and amount provided by law for District deposits, or (ii) where (a) the funds are invested by the District through a broker or institution that has a main office or branch office in the State and selected by the District in compliance with the PFIA, (b) the broker or institution arranges for the deposit of the funds in one or more federally insured depository institutions, wherever located, for the account of the District, (c) the full amount of the principal and accrued interest of each of the certificates of deposit is insured by the United States or an instrumentality of the United States; and (d) the District appoints, in compliance with the PFIA, the institution in clause (9)(ii)(a) above, a bank, or broker-dealer as custodian for the District with respect to the certificates of deposit; (10) fully collateralized repurchase agreements that have a defined termination date, are secured by a combination of cash and obligations described by clauses (1) or (12), which are pledged to the District, held in the District's name, and deposited at the time the investment is made with the District or with a third party selected and approved by the District, and are placed through a primary government securities dealer, as defined by the Federal Reserve, or a financial institution doing business in the State; (11) certain bankers' acceptances with a stated maturity of 270 days or less, if the short-term obligations of the accepting bank, or of the holding company of which the bank is the largest subsidiary, are rated not less than A-1 or P-1 or the equivalent by at least one nationally recognized credit rating agency; (12) commercial paper with a stated maturity of 365 days or less that is rated at least A-1 or P-1 or an equivalent by either (i) two nationally recognized credit rating agencies, or (ii) one nationally recognized credit rating agency if the commercial paper is fully secured by an irrevocable letter of credit issued by a United States or state bank; (13) no-load money market mutual funds registered with and regulated by the Securities and Exchange Commission and complies with Securities and Exchange Commission Rule 2a-7; (14) no-load mutual funds that are registered and regulated by the Securities and Exchange Commission that have a weighted maturity of less than two years and either (i) have a duration of one year or more and are invested exclusively in obligations approved in this paragraph, or (ii) have a duration of less than one year and the investment portfolio is limited to investment grade securities, excluding asset backed securities; (15) guaranteed investment contracts that have a defined termination date and are secured by obligations described in clause (1), excluding obligations which the District is explicitly prohibited from investing in, and in an amount at least equal to the amount of bond proceeds invested under such contract; and (16) securities lending programs if (i) the securities loaned under the program are 100% collateralized, including accrued income, (ii) a loan made under the program allows for termination at any time, (iii) a loan made under the program is either secured by (a) obligations described in clauses (1) through (8) above, (b) irrevocable letters of credit issued by a state or national bank that is continuously rated by a nationally recognized investment rating firm at not less than A or its equivalent, or (c) cash invested in obligations described in clauses (1) through (8) above, clauses (12) through (14) above, or an authorized investment pool, (iv) the terms of a loan made under the program require that the securities being held as collateral be pledged to the District, held in the District's name, and deposited at the time the investment is made with the District or with a third party designated by the District, (v) a loan made under the program is placed through either a primary government securities dealer or a financial institution doing business in the State, and (vi) the agreement to lend securities has a term of one year or less.

As a school district that qualifies as an "issuer" under Chapter 1371, the District is also authorized to purchase, sell, and invest its funds in corporate bonds, but only if the District has formally amended its investment policy to authorize such investments. Texas law defines "corporate bonds" as senior secured debt obligations issued by a domestic business entity and rated not lower than "AA-" or the equivalent by a nationally recognized investment rating firm. The term does not include a bond that is convertible into stocks or shares in the entity issuing the bond (or an affiliate or subsidiary thereof) or any unsecured debt. Corporate bonds must finally mature not later than 3 years from their date of purchase by the school district. A school district may not (1) invest more than 15% of its monthly average fund balance (excluding bond proceeds, reserves, and other funds held for the payment of debt service) in corporate bonds; or (2) invest more than 25% of the funds invested in corporate bonds in any one domestic business entity (including subsidiaries and affiliates thereof).

The District may invest in such obligations directly or through government investment pools that invest solely in such obligations provided that the pools are rated no lower than "AAA" or "AAAm" or an equivalent by at least one nationally recognized rating service.

The District is specifically prohibited from investing in: (1) obligations whose payment represents the coupon payments on the outstanding principal balance of the underlying mortgage-backed security collateral and pays no principal; (2) obligations whose payment represents the principal stream of cash flow from the underlying mortgage-backed security and bears no interest;

(3) collateralized mortgage obligations that have a stated final maturity of greater than 10 years; and (4) collateralized mortgage obligations the interest rate of which is determined by an index that adjusts opposite to the changes in a market index.

Under State law, the District may contract with an investment management firm registered under the Investment Advisers Act of 1940 (15 U.S.C. Section 80b-1 et seq.) or with the State Securities Board to provide for the investment and management of its public funds or other funds under its control for a term of up to two years, but the District retains ultimate responsibility as fiduciary of its assets. In order to renew or extend such a contract, the District must do so by order, ordinance or resolution. The District has not contracted with, and has no present intention of contracting with, any such investment management firm or the Texas Securities Board to provide such services.

Investment Policies

Under State law, the District is required to invest its funds under written investment policies that primarily emphasize safety of principal and liquidity; that address investment diversification, yield, maturity, and the quality and capability of investment management; and that includes a list of authorized investments for District funds, maximum allowable stated maturity of any individual investment owned by the District and the maximum average dollar-weighted maturity allowed for pooled fund groups. All District funds must be invested consistent with a formally adopted "Investment Strategy Statement" that specifically addresses each fund's investment. Each Investment Strategy Statement will describe its objectives concerning: (1) suitability of investment type, (2) preservation and safety of principal, (3) liquidity, (4) marketability of each investment, (5) diversification of the portfolio, and (6) yield.

State law also requires that District investments must be made "with judgment and care, under prevailing circumstances, that a person of prudence, discretion, and intelligence would exercise in the management of the person's own affairs, not for speculation, but for investment, considering the probable safety of capital and the probable income to be derived". At least quarterly the investment officers of the District shall submit an investment report detailing: (1) the investment position of the District, (2) that all investment officers jointly prepared and signed the report, (3) the beginning market value, any additions and changes to market value and the ending value of each pooled fund group, (4) the book value and market value of each separately listed asset at the beginning and end of the reporting period, (5) the maturity date of each separately invested asset, (6) the account or fund or pooled fund group for which each individual investment was acquired, and (7) the compliance of the investment portfolio as it relates to: (a) adopted investment strategy statements and (b) State law. No person may invest District funds without express written authority from the Board.

Additional Provisions

Under State law, the District is additionally required to: (1) annually review its adopted policies and strategies, (2) adopt a rule, order, ordinance or resolution stating that it has reviewed its investment policy and investment strategies and records any changes made to either its investment policy or investment strategy in the respective rule, order, ordinance or resolution, (3) require any investment officers with personal business relationships or relatives with firms seeking to sell securities to the entity to disclose the relationship and file a statement with the Texas Ethics Commission and the Board; (4) require the qualified representative of firms offering to engage in an investment transaction with the District to: (a) receive and review the District's investment policy, (b) acknowledge that reasonable controls and procedures have been implemented to preclude investment transactions conducted between the District and the business organization that are not authorized by the District's investment policy (except to the extent that this authorization is dependent on an analysis of the makeup of the District's entire portfolio or requires an interpretation of subjective investment standards), and (c) deliver a written statement in a form acceptable to the District and the business organization attesting to these requirements; (5) perform an annual audit of the management controls on investments and adherence to the District's investment policy; (6) provide specific investment training for the Treasurer, Chief Financial Officer and investment officers; (7) restrict reverse repurchase agreements to not more than 90 days and restrict the investment of reverse repurchase agreement funds to no greater than the term of the reverse purchase agreement; (8) restrict the investment in no-load mutual funds in the aggregate to no more than 15% of the District's monthly average fund balance, excluding bond proceeds and reserves and other funds held for debt service; (9) require local government investment pools to conform to the new disclosure, rating, net asset value, yield calculation, and advisory board requirements, and (10) at least annually review, revise, and adopt a list of qualified brokers that are authorized to engage in investment transactions with the District.

Current Investments

As of September 30, 2025, the District had approximately \$19,479,160 (unaudited) invested in government investment pools that generally have the characteristics of a money-market mutual fund, \$1,345,443 (unaudited) invested in Municipal Bonds, \$5,676,252 (unaudited) invested at a local bank, and \$250,000 (unaudited) invested in Certificates of Deposit at a local bank. The market value of such investments (as determined by the District by reference to published quotations, dealer bids, and comparable information) is approximately 100% of the book value. No funds of the District are invested in derivative securities, i.e., securities whose rate of return is determined by reference to some other instrument, index, or commodity.

REGISTRATION AND QUALIFICATION OF BONDS FOR SALE

No registration statement relating to the Bonds has been filed with the SEC under the Securities Act of 1933, as amended, in reliance upon the exemption provided thereunder by Section 3(a)(2). The Bonds have not been approved or disapproved by the SEC, nor has the SEC passed upon the accuracy or adequacy of the Official Statement. The Bonds have not been registered or qualified under the Securities Act of Texas in reliance upon various exemptions contained therein; nor have the Bonds been registered or qualified under the securities acts of any other jurisdiction. The District assumes no responsibility for registration or qualification of the Bonds under the securities laws of any jurisdiction in which the Bonds may be sold, assigned, pledged, hypothecated or otherwise transferred. This disclaimer of responsibility for registration or qualification for sale or other disposition of the Bonds shall not be construed as an interpretation of any kind with regard to the availability of any exemption from securities registration or qualification provisions.

CYBERSECURITY RISK MANAGEMENT

The District's operations are increasingly dependent on information technologies and services, which are exposed to cybersecurity risks and cyber incidents or attacks. While the District continually assesses and monitors its cybersecurity risks, the District may be in the future subject to cyber-attacks from time to time. In response to such assessments and monitoring, the District takes actions it deems appropriate in response to cybersecurity risks, including, but not limited to, implementing cybersecurity training programs, obtaining technology improvements to mitigate cybersecurity risks, and taking other similar measures. To date, the District has not been the victim of any cyber-attack that has had a material adverse effect on its operations or financial condition. However, no assurance can be given that the District will fully prevent or successfully remediate the operational and/or financial impact of any cybersecurity incursions or incidents arising from events wholly or partially beyond the District's control, including electrical telecommunications outages, natural disasters or cyber-attacks initiated by criminal activities of individuals or organizations. Any such occurrence could materially and adversely affect the District's operations and/or financial condition.

FINANCIAL ADVISOR

SAMCO Capital Markets, Inc. (the "Financial Advisor") is employed as Financial Advisor to the District to assist in the issuance of the Bonds. In this capacity, the Financial Advisor has compiled certain data relating to the Bonds that is contained in this Official Statement. The Financial Advisor has not independently verified any of the data contained herein or conducted a detailed investigation of the affairs of the District to determine the accuracy or completeness of this Official Statement. Because of their limited participation, the Financial Advisor assumes no responsibility for the accuracy or completeness of any of the information contained herein. The fee of the Financial Advisor for services with respect to the Bonds is contingent upon the issuance and sale of the Bonds. In the normal course of business, the Financial Advisor may from time to time sell investment securities to the District for the investment of bond proceeds or other funds of the District upon the request of the District.

The Financial Advisor has provided the following sentence for inclusion in this Official Statement. The Financial Advisor has reviewed the information in this Official Statement in accordance with, and as part of, its responsibilities to the District and, as applicable, to investors under the federal securities laws as applied to the facts and circumstances of this transaction, but the Financial Advisor does not guarantee the accuracy or completeness of such information.

LEGAL INVESTMENTS AND ELIGIBILITY TO SECURE PUBLIC FUNDS IN TEXAS

Section 1201.041 of the Public Securities Procedures Act (Chapter 1201, Texas Government Code) provides that the Bonds are negotiable instruments governed by Chapter 8, Texas Business and Commerce Code, and are legal and authorized investments for insurance companies, fiduciaries, and trustees, and for the sinking funds of municipalities or other political subdivisions or public agencies of the State. With respect to investment in the Bonds by municipalities or other political subdivisions or public agencies of the State, the Public Funds Investment Act, Chapter 2256, Texas Government Code, requires that the Bonds be assigned a rating of not less than "A" or its equivalent as to investment quality by a national rating agency. See "RATING" herein. In addition, various provisions of the Texas Finance Code provide that, subject to a prudent investor standard, the Bonds are legal investments for state banks, savings banks, trust companies with at least \$1 million of capital, and savings and loan associations. The Bonds are eligible to secure deposits of any public funds of the State, its agencies, and its political subdivisions, and are legal security for those deposits to the extent of their market value.

The District has made no investigation of other laws, rules, regulations or investment criteria which might apply to such institutions or entities or which might limit the suitability of the Bonds for any of the foregoing purposes or limit the authority of such institutions or entities to purchase or invest in the Bonds for such purposes. The District has made no review of laws in other states to determine whether the Bonds are legal investments for various institutions in those states.

AUDITED FINANCIAL STATEMENTS

Excerpts from the District's Annual Comprehensive Financial Report for the fiscal year ended June 30, 2024, are included in this Official Statement in APPENDIX D. The District currently expects to adopt its Annual Comprehensive Financial Report for fiscal year ended June 30, 2025 (the "2025 Annual Report") in January 2026. Once accepted by the Board, the District expects to update the 2025 Annual Report with EMMA in accordance with its existing continuing disclosure undertakings and associate the 2025 Annual Report with the Bonds on EMMA. The 2025 Annual Report is hereby incorporated by reference into this Preliminary Official Statement. If the 2025 Annual Report is available prior the date of the final Official Statement, the 2025 Annual Report will be included in the final Official Statement in APPENDIX D. District officials do not anticipate that the 2025 Annual Report will contain any information that would materially adversely affect the District's financial condition.

After the District amends the filing of the 2025 Annual Report with EMMA, it may be obtained by accessing EMMA at <https://emma.msrb.org/IssuerHomePage/Issuer?id=5A3032F1DD4984F84E542464CC6C8301> or by using the EMMA Advanced Search function and entering the term "Greenville ISD" in the Issuer Name field within the Security Information search field filter. A copy of the 2025 Annual Report may also be obtained by written request from the District's Financial Advisor, 5800 Granite Parkway, Suite 210, Plano, Texas 75024.

CONTINUING DISCLOSURE OF INFORMATION

In the Order, the District has made the following agreement for the benefit of the holders and Beneficial Owners of the Bonds. The District is required to observe the agreement for so long as it remains obligated to advance funds to pay the Bonds. Under the agreement, the District will be obligated to provide certain updated financial information and operating data annually, and timely notice of specified events, to the Municipal Securities Rulemaking Board ("MSRB"). For a description of the continuing disclosure obligations of the TEA, see "APPENDIX E - THE PERMANENT SCHOOL FUND GUARANTEE PROGRAM." The information provided to the MSRB will be available to the public free of charge via the MSRB's Electronic Municipal Market Access System at www.emma.msrb.org.

Annual Reports

The District will provide certain updated financial information and operating data annually to the MSRB. The information to be updated includes financial information and operating data with respect to the District of the general type included in this Official Statement in Appendix A (such information being the "Annual Operating Report"). The District will additionally provide financial statements of the District (the "Financial Statements"), that will be (i) prepared in accordance with the accounting principles described in Appendix D or such other accounting principles as the District may be required to employ from time to time pursuant to State law or regulation and shall be in substantially the form included in Appendix D and (ii) audited, if the District commissions an audit of such Financial Statements and the audit is completed within the period during which they must be provided. The District will update and provide the Annual Operating Report within six months after the end of each fiscal year and the Financial Statements within 12 months of the end of each fiscal year, in each case beginning with the fiscal year ending in and after 2025. The District may provide the Financial Statements earlier, including at the time it provides its Annual Operating Report, but if the audit of such Financial Statements is not complete within 12 months after any such fiscal year end, then the District shall file unaudited Financial Statements within such 12-month period and audited Financial Statements for the applicable fiscal year, when and if the audit report on such Financial Statements becomes available.

The District may provide updated information in full text or may incorporate by reference certain other publicly available documents, as permitted by Rule 15c2-12.

The District's current fiscal year end is June 30. Accordingly, the Annual Operating Report must be provided by the last day of December in each year, and the Financial Statements must be provided by June 30 of each year, unless the District changes its fiscal year. If the District changes its fiscal year, it will notify the MSRB of the change.

Notice of Certain Events

The District will also provide notice of any of the following events with respect to the Bonds to the MSRB in a timely manner (but not in excess of ten business days after the occurrence of the event): (1) principal and interest payment delinquencies; (2) non-payment related defaults, if material; (3) unscheduled draws on debt service reserves reflecting financial difficulties; (4)

unscheduled draws on credit enhancements reflecting financial difficulties; (5) substitution of credit or liquidity providers, or their failure to perform; (6) adverse tax opinions, the issuance by the Internal Revenue Service of proposed or final determinations of taxability, Notices of Proposed Issue (IRS Form 5701-TEB), or other material notices or determinations with respect to the tax status of the Bonds, or other material events affecting the tax status of the Bonds; (7) modifications to rights of holders of the Bonds, if material; (8) Bond calls, if material, and tender offers; (9) defeasances; (10) release, substitution, or sale of property securing repayment of the Bonds, if material; (11) rating changes; (12) bankruptcy, insolvency, receivership, or similar event of the District, which shall occur as described below; (13) the consummation of a merger, consolidation, or acquisition involving the District or the sale of all or substantially all of its assets, other than in the ordinary course of business, the entry into a definitive agreement to undertake such an action or the termination of a definitive agreement relating to any such actions, other than pursuant to its terms, if material; (14) appointment of a successor or additional trustee or the change of name of a trustee, if material; (15) incurrence of a financial obligation of the District, if material, or agreement to covenants, events of default, remedies, priority rights, or other similar terms of a financial obligation of the District, any of which affect security holders, if material; and (16) default, event of acceleration, termination event, modification of terms, or other similar events under the terms of a financial obligation of the District, any of which reflect financial difficulties. In the Order, the District will adopt policies and procedures to ensure timely compliance of its continuing disclosure undertakings. In addition, the District will provide timely notice of any failure by the District to provide annual financial information in accordance with their agreement described above under "Annual Reports". The District will provide each notice described in this paragraph to the MSRB. Neither the Bonds nor the Order make any provision for a bond trustee, debt service reserves, credit enhancement (except for the Permanent School Fund guarantee), or liquidity enhancement.

For these purposes, any event described in clause (12) of the immediately preceding paragraph is considered to occur when any of the following occur: the appointment of a receiver, fiscal agent, or similar officer for the District in a proceeding under the United States Bankruptcy Code or in any other proceeding under state or federal law in which a court or governmental authority has assumed jurisdiction over substantially all of the assets or business of the District, or if such jurisdiction has been assumed by leaving the existing governing body and officials or officers in possession but subject to the supervision and orders of a court or governmental authority, or the entry of an order confirming a plan of reorganization, arrangement, or liquidation by a court or governmental authority having supervision or jurisdiction over substantially all of the assets or business of the District. For the purposes of the above described event notices (15) and (16), the term "financial obligation" means a (i) debt obligation, (ii) derivative instrument entered into in connection with, or pledged as security or a source of payment for, an existing or planned debt obligation, or (iii) a guarantee of (i) or (ii); provided however, that a "financial obligation" shall not include municipal securities as to which a final official statement (as defined in Rule 15c2-12) has been provided to the MSRB consistent with Rule 15c2-12.

Limitations and Amendments

The District has agreed to update information and to provide notices of events only as described above. The District has not agreed to provide other information that may be relevant or material to a complete presentation of its financial results of operations, condition, or prospects or agreed to update any information that has been provided except as described above. The District makes no representation or warranty concerning such information or concerning its usefulness to a decision to invest in or sell Bonds at any future date. The District disclaims any contractual or tort liability for damages resulting in whole or in part from any breach of its continuing disclosure agreement or from any statement made pursuant to its agreement, although holders of Bonds may seek a writ of mandamus to compel the District to comply with its agreement.

The District may amend its continuing disclosure agreement to adapt to changed circumstances that arise from a change in legal requirements, a change in law, or a change in the identity, nature, status, or type of operations of the District, if, but only if, (1) the agreement, as so amended, would have permitted an underwriter to purchase or sell Bonds in the initial primary offering in compliance with Rule 15c2-12, taking into account any amendments or interpretations of Rule 15c2-12 to the date of such amendment, as well as such changed circumstances, and (2) either (a) the holders of a majority in aggregate principal amount of the outstanding Bonds consent to the amendment or (b) any qualified person unaffiliated with the District (such as nationally recognized bond counsel) determines that the amendment will not materially impair the interests of the holders and beneficial owners of the Bonds. If the District amends its agreement, it has agreed to include with the financial information and operating data next provided, in accordance with its agreement described above under "Annual Reports" an explanation, in narrative form, of the reasons for the amendment and of the impact of any change in the type of information and operating data so provided.

Compliance with Prior Undertakings

The District is of the view that during the past five years it has complied in all material respects with all continuing disclosure agreements made by it in accordance with the Rule 15c2-12.

LITIGATION

In the opinion of District officials, except as may be described in this Official Statement, the District is not a party to any litigation or other proceeding pending or to their knowledge threatened, in any court, agency or other administrative body (either state or federal) which, if decided adversely to the District, would have a material adverse effect on the financial condition of the District.

At the time of the initial delivery of the Bonds, the District will provide the Underwriters with a certificate to the effect that no litigation of any nature has been filed or is then pending challenging the issuance of the Bonds or that affects the payment and security of the Bonds or in any other manner questioning the issuance, sale or delivery of the Bonds.

FORWARD-LOOKING STATEMENTS

The statements contained in this Official Statement, and in any other information provided by the District, that are not purely historical, are forward-looking statements, including statements regarding the District's expectations, hopes, intentions, or strategies regarding the future. Readers should not place undue reliance on forward-looking statements. All forward-looking statements included in this Official Statement are based on information available to the District on the date hereof, and the District assumes no obligation to update any such forward-looking statements. It is important to note that the District's actual results could differ materially from those in such forward-looking statements.

The forward-looking statements herein are necessarily based on various assumptions and estimates and are inherently subject to various risks and uncertainties, including risks and uncertainties relating to the possible invalidity of the underlying assumptions and estimates and possible changes or developments in social, economic, business, industry, market, legal and regulatory circumstances and conditions and actions taken or omitted to be taken by third parties, including customers, suppliers, business partners and competitors, and legislative, judicial and other governmental authorities and officials. Assumptions related to the foregoing involve judgments with respect to, among other things, future economic, competitive, and market conditions and future business decisions, all of which are difficult or impossible to predict accurately and many of which are beyond the control of the District. Any of such assumptions could be inaccurate and, therefore, there can be no assurance that the forward-looking statements included in this Official Statement would prove to be accurate.

UNDERWRITING

The Underwriters have agreed, subject to certain customary conditions, to purchase the Bonds at a price equal to the initial offering prices to the public, as shown on the inside cover page hereof, less an Underwriters' discount of \$_____ plus accrued interest from the Dated Date to the Date of Delivery. The Underwriters' obligations are subject to certain conditions precedent, and the Underwriters will be obligated to purchase all of the Bonds, if any Bonds are purchased. The Bonds may be offered and sold to certain dealers and others at prices lower than such public offering prices, and such public prices may be changed, from time to time, by the Underwriters.

The Underwriters have provided the following sentence for inclusion in this Official Statement. The Underwriters have reviewed the information in this Official Statement pursuant to their respective responsibilities to investors under the federal securities laws, but the Underwriters do not guarantee the accuracy or completeness of such information.

Jefferies LLC ("Jefferies"), one of the underwriters of the Bonds, and its affiliates are full service financial institutions engaged in various activities, which may include sales and trading, commercial and investment banking, advisory, investment management, investment research, principal investment, hedging, market making, brokerage and other financial and non-financial activities and services. Under certain circumstances, Jefferies and its affiliates may have certain creditor and/or other rights against the District and its affiliates in connection with such activities. In the course of their various business activities, Jefferies and its affiliates, officers, directors and employees may purchase, sell or hold a broad array of investments and actively trade securities, derivatives, loans, commodities, currencies, credit default swaps and other financial instruments for their own account and for the accounts of their customers, and such investment and trading activities may involve or relate to assets, securities and/or instruments of the District (directly, as collateral securing other obligations or otherwise) and/or persons and entities with relationships with the District. Jefferies and its affiliates may also communicate independent investment recommendations, market color or trading ideas and/or publish or express independent research views in respect of such assets, securities or instruments and may at any time hold, or recommend to the clients that they should acquire, long and/or short positions in such assets, securities and instruments.

Effective August 2, 2024, Texas State Bankshares, Inc., the registered bank holding company for Texas Regional Bank (collectively, "TRB"), completed its acquisition of Dallas-based investment banking group Estrada Hinojosa & Company, Inc. ("Estrada Hinojosa"). Estrada Hinojosa operates under TRB Capital Markets, LLC, a wholly-owned subsidiary of TRB, using the assumed name of "Estrada Hinojosa."

The Underwriters and their respective affiliates are full service financial institutions engaged in various activities, which may include securities trading, commercial and investment banking, financial advisory, investment management, principal investment, hedging, financing and brokerage activities. The Underwriters and their respective affiliates have, from time to time, performed, and may in the future perform, various investment banking services for the District for which they received or will receive customary fees and expenses.

In the ordinary course of their various business activities, the Underwriters and their respective affiliates may make or hold a broad array of investments and actively trade debt and equity securities (or related derivative securities) and financial instruments (which may include bank loans and/or credit default swaps) for their own account and for the accounts of their customers and may at any time hold long and short positions in such securities and instruments. Such investment and securities activities may involve securities and instruments of the District.

CONCLUDING STATEMENT

No person has been authorized to give any information or to make any representations other than those contained in this Official Statement, and if given or made, such other information or representations must not be relied upon as having been authorized by the District. This Official Statement does not constitute an offer to sell or solicitation of an offer to buy in any state in which such offer or solicitation is not authorized or in which the person making such offer or solicitation is not qualified to do so or to any person to whom it is unlawful to make such offer or solicitation.

The information set forth herein has been obtained from the District's records, audited financial statements and other sources which the District considers to be reliable. There is no guarantee that any of the assumptions or estimates contained herein will ever be realized. All of the summaries of the statutes, documents and the Order contained in this Official Statement are made subject to all of the provisions of such statutes, documents, and the Order. These summaries do not purport to be complete statements of such provisions and reference is made to such summarized documents for further information. Reference is made to official documents in all respects.

References to web site addresses presented herein are for informational purposes only and may be in the form of a hyperlink solely for the reader's convenience. Unless specified otherwise, such web sites and the information or links contained therein are not incorporated into, and are not part of, this Official Statement for purposes of, and as that term is defined in Rule 15c2-12.

The Bond Order authorized the Pricing Officer to approve the form and content of this Official Statement and any addenda, supplement or amendment thereto and authorized its further use in the re-offering of the Bonds by the Underwriters. This Official Statement will be approved by the Pricing Officer of the District for distribution in accordance with the provisions of Rule 15c2-12.

/s/

Pricing Officer

APPENDIX A

FINANCIAL INFORMATION OF THE DISTRICT

GREENVILLE INDEPENDENT SCHOOL DISTRICT

Financial Information

ASSESSED VALUATION ⁽¹⁾

2025/26 Total Valuation.....		\$ 6,648,258,836
Less Exemptions & Deductions ⁽²⁾ :		
State Homestead Exemption	\$ 908,226,826	
State Over-65 Exemption	130,294,868	
Disabled Homestead Exemption Loss	34,329,057	
Veterans Exemption Loss	2,693,103	
Surviving Spouse Disabled Veteran Exemption	2,098,895	
Freeport Exemption	122,864,151	
Pollution Control Exemption Loss	2,241,880	
Solar & Wind Power Exemption	2,010,238	
Productivity Loss	847,956,226	
Homestead Cap Loss	133,684,407	
Non-Homestead Cap Loss	66,545,823	
	<u>\$ 2,252,945,474</u>	
2025/26 Certified Net Taxable Valuation		\$ 4,395,313,362

(1) Source: Certified values from the Hunt County Appraisal District as of July 23, 2025. The 2025/26 Certified Values reflect the increased homestead exemption from \$100,000 to \$140,000. See "CURRENT PUBLIC SCHOOL FINANCE SYSTEM - 2025 Legislative Sessions" in this Official Statement for a discussion of the increase in the general State mandated homestead exemption from \$100,000 to \$140,000 and the increase in the State mandated homestead exemption of persons 65 years of age or older and the disabled from \$10,000 to \$60,000.

(2) Excludes the values on which property taxes are frozen for persons 65 years of age or older and disabled taxpayers which totaled \$222,676,285 in 2024/25.

VOTED GENERAL OBLIGATION DEBT

Unlimited Tax Bonds Outstanding ⁽¹⁾	\$ 33,635,000
Plus: The Bonds ⁽²⁾	150,000,000
Total Unlimited Tax Bonds ^{(1) (2)}	<u>183,635,000</u>
Less: Interest & Sinking Fund Balance (As of June 30, 2025) ⁽³⁾	(1,625,995)
Net General Obligation Debt	<u>\$ 182,009,005</u>
Ratio of Net G.O. Debt to Net Taxable Valuation ⁽⁴⁾	4.14%
2026 Population Estimate ⁽⁵⁾	37,776
Per Capita Net Taxable Valuation	\$116,352
Per Capita Net G.O. Debt	\$4,818

(1) Excludes the General Fund Obligations, which are not voted unlimited tax debt.

(2) Preliminary, subject to change.

(3) Source: Greenville ISD Draft Unaudited Financial Statements as of June 30, 2025.

(4) See "CURRENT PUBLIC SCHOOL FINANCE SYSTEM" in this Official Statement and "DEBT SERVICE REQUIREMENTS" in this appendix and see the "Audited Financial Report Fiscal Year Ended June 30, 2024" in Appendix D for more information relative to the District's outstanding obligations.

(5) Source: Municipal Advisory Council of Texas.

PROPERTY TAX RATES AND COLLECTIONS

Fiscal Year	Net Taxable Valuation	Tax Rate	% Collections ⁽⁷⁾	
			Current ⁽⁸⁾	Total ⁽⁸⁾
2006/07	\$ 1,197,523,067 ⁽¹⁾	\$ 1.5144 ⁽⁹⁾	97.51%	99.13%
2007/08	1,275,071,117 ⁽¹⁾	1.1884 ⁽⁹⁾	97.27%	99.99%
2008/09	1,460,425,630 ⁽¹⁾	1.1925	97.00%	99.44%
2009/10	1,528,537,925 ⁽¹⁾	1.1844	96.96%	99.49%
2010/11	1,613,376,565 ⁽¹⁾	1.1948	97.39%	99.77%
2011/12	1,622,807,580 ⁽¹⁾	1.1816	97.50%	100.11%
2012/13	1,701,161,582 ⁽¹⁾	1.1737	97.87%	99.98%
2013/14	1,631,811,852 ⁽¹⁾	1.1804	97.92%	99.92%
2014/15	1,800,863,150 ⁽¹⁾	1.3550	98.37%	99.94%
2015/16	1,830,251,019 ^{(1) (2)}	1.3482	97.99%	99.50%
2016/17	1,983,160,275 ^{(1) (2)}	1.3092	97.98%	99.59%
2017/18	2,138,707,366 ^{(1) (2)}	1.3085	98.30%	99.83%
2018/19	2,331,905,891 ^{(1) (2)}	1.2985	97.69% ⁽¹¹⁾	99.04% ⁽¹¹⁾
2019/20	2,546,390,249 ^{(1) (2)}	1.2285 ⁽¹⁰⁾	97.32%	99.53%
2020/21	2,818,304,241 ^{(1) (2)}	1.1687	97.23%	99.83%
2021/22	3,126,319,046 ^{(1) (2)}	1.1205	97.11%	99.66%
2022/23	3,714,275,235 ^{(1) (3)}	1.1031	96.76%	98.91%
2023/24	4,083,040,890 ^{(1) (4)}	0.9692	97.01%	99.85%
2024/25	4,367,719,651 ^{(1) (4)}	0.9669	96.30% ⁽¹²⁾	98.09% ⁽¹²⁾
2025/26	4,395,313,362 ^{(5) (6)}	0.9669		

(1) Source: Comptroller of Public Accounts - Property Tax Division. See the Assessed Valuation section in this Appendix for additional information.

(2) The passage of a Texas constitutional amendment on November 3, 2015 increased the homestead exemption from \$15,000 to \$25,000.

(3) The passage of a Texas constitutional amendment on May 7, 2022 increased the homestead exemption from \$25,000 to \$40,000.

(4) The passage of a Texas constitutional amendment on November 7, 2023 increased the homestead exemption from \$40,000 to \$100,000.

(5) The passage of a Texas constitutional amendment on November 4, 2025 increased the homestead exemption from \$100,000 to \$140,000.

(6) Source: Certified values from the Hunt County Appraisal District as of July 23, 2025.

(7) Source: Greenville ISD Audited Financial Statements.

(8) Excludes penalties and interest.

(9) The declines in the District's Maintenance & Operation Tax for the 2006/07 and 2007/08 fiscal years are a function of House Bill 1 adopted by the Texas Legislature in May 2006.

See "STATE AND LOCAL FUNDING OF SCHOOL DISTRICTS IN TEXAS" and "CURRENT PUBLIC SCHOOL FINANCE SYSTEM" in this Official Statement.

(10) The decline in the District's Maintenance & Operation Tax from the 2018/19 fiscal year to the 2025/26 fiscal year is a function of House Bill 3 adopted by the Texas Legislature in June 2019. See "STATE AND LOCAL FUNDING OF SCHOOL DISTRICTS IN TEXAS" and "CURRENT PUBLIC SCHOOL FINANCE SYSTEM" in this Official Statement.

(11) For the Ten Months ending June 30, 2019. The District elected to change its fiscal year end from August 31st to June 30th effective June 30, 2019.

(12) Source: Greenville ISD Draft Unaudited Financial Statements as of June 30, 2025.

TAX RATE DISTRIBUTION ⁽¹⁾

	2021/22	2022/23	2023/24	2024/25	2025/26
Maintenance & Operations ⁽²⁾	\$0.8820	\$0.8646	\$0.6792	\$0.6769	\$0.6769
Debt Service	\$0.2385	\$0.2385	\$0.2900	\$0.2900	\$0.2900
Total Tax Rate	\$1.1205	\$1.1031	\$0.9692	\$0.9669	\$0.9669

(1) On November 6, 2018, the voters of the District approved a maintenance and operations tax rate of \$1.06 at a tax ratification election.

(2) The decline in the District's Maintenance & Operations Tax from the 2018/19 fiscal year to the 2025/26 fiscal year is a function of House Bill 3 adopted by the Texas Legislature in June 2019.

VALUATION AND FUNDED DEBT HISTORY

Fiscal Year	Net Taxable Valuation	Bond Debt Outstanding ⁽¹⁾	Ratio Debt to A.V. ⁽²⁾
2006/07	\$ 1,197,523,067	\$ 25,544,998	2.13%
2007/08	1,275,071,117	24,214,998	1.90%
2008/09	1,460,425,630	22,839,998	1.56%
2009/10	1,528,537,925	21,690,923	1.42%
2010/11	1,613,376,565	21,415,000	1.33%
2011/12	1,622,807,580	21,170,000	1.30%
2012/13	1,701,161,582	20,010,000	1.18%
2013/14	1,631,811,852	83,120,000	5.09%
2014/15	1,800,863,150	81,790,000	4.54%
2015/16	1,830,251,019	78,105,000	4.27%
2016/17	1,983,160,275	76,690,000	3.87%
2017/18	2,138,707,366	75,165,000	3.51%
2018/19	2,331,905,891	74,780,000	3.21%
2019/20	2,546,390,249	72,150,000	2.83%
2020/21	2,818,304,241	69,925,000	2.48%
2021/22	3,126,319,046	68,255,000	2.18%
2022/23	3,714,275,235	66,635,000	1.79%
2023/24	4,083,040,890	49,850,000	1.22%
2024/25	4,367,719,651	33,635,000	0.77%
2025/26	4,395,313,362 ⁽³⁾	182,665,000 ⁽⁴⁾	4.16%

(1) Illustrated on the State of Texas fiscal year end of August 31st, although the District's fiscal year ends June 30th. Excludes the General Fund Obligations, which are not voted unlimited tax debt.

(2) See "CURRENT PUBLIC SCHOOL FINANCE SYSTEM" in this Official Statement and "DEBT SERVICE REQUIREMENTS" in this Appendix and see the "Audited Financial Report Fiscal Year Ended June 30, 2024" in Appendix D for more information.

(3) Source: Certified values from the Hunt County Appraisal District as of July 23, 2025. The passage of a Texas constitutional amendment on November 4, 2025 increased the homestead exemption from \$100,000 to \$140,000.

(4) Includes the Bonds. Preliminary, subject to change.

ESTIMATED OVERLAPPING DEBT STATEMENT

Taxing Body	Amount	Percent Overlapping	Amount Overlapping
Campbell, City of	\$ 290,000	6.82%	\$ 19,778
Greenville, City of	151,749,038	99.95%	151,673,163
Hunt County	9,125,000	34.17%	3,118,013
Hunt Memorial Hospital District	28,510,000	34.17%	9,741,867
Total Overlapping Debt ⁽¹⁾			\$ 164,552,820
Greenville Independent School District ⁽²⁾			182,009,005
Total Direct & Overlapping Debt ⁽¹⁾⁽²⁾			\$ 346,561,825
Ratio of Net Direct & Overlapping Debt to Net Taxable Valuation		7.88%	
Per Capita Direct & Overlapping Debt		\$9,174	

(1) Equals gross-debt less self-supporting debt.

(2) Includes the Bonds. Preliminary, subject to change.

Source: Municipal Advisory Council of Texas. The District has not independently verified the accuracy or completeness of such information (except for the amounts relating to the District), and no person should rely upon such information as being accurate or complete.

PRINCIPAL TAXPAYERS**2025/26 Top Ten Taxpayers ⁽¹⁾**

Name of Taxpayer	Type of Business	Taxable Value	% of Net Valuation
L-3 Communications Integrated Sys. LP	Industrial Manufacturing	\$ 151,182,268	3.44%
Cytec Engineered Materials Inc.	Industrial Manufacturing	64,751,380	1.47%
Sabert	Industrial Manufacturing	41,897,170	0.95%
Rock-Tenn Converting Co. #2433	Retail	33,264,880	0.76%
STN Realty Texas LLC	Industrial Manufacturing	32,000,000	0.73%
Weatherford Artificial Lift/US LP	Industrial Manufacturing	29,015,110	0.66%
Overkill Properties Ltd.	Industrial Manufacturing	27,834,460	0.63%
Atmos Energy/Mid-Tex Distribution	Natural Gas Utility	25,661,430	0.58%
GVD Cross Timbers LLC	Apartments	25,000,000	0.57%
5500 Industrial Drive Greenville Texas LLC	Storage Units/Warehouses	24,047,330	0.55%
		<u>\$ 454,654,028</u>	<u>10.34%</u>

2024/25 Top Ten Taxpayers ⁽²⁾

Name of Taxpayer	Type of Business	Taxable Value	% of Net Valuation
L-3 Communications Integrated Sys. LP	Industrial Manufacturing	\$ 169,529,740	3.88%
Cytec Engineered Materials Inc.	Industrial Manufacturing	65,445,280	1.50%
Weatherford Artificial Lift/US LP	Industrial Manufacturing	34,529,620	0.79%
Rock-Tenn Converting Co. #2433	Retail	34,524,640	0.79%
STN Realty Texas LLC	Industrial Manufacturing	31,643,820	0.72%
Overkill Properties Ltd.	Industrial Manufacturing	28,201,310	0.65%
Sabert	Industrial Manufacturing	27,318,270	0.63%
5500 Industrial Drive Greenville Texas LLC	Storage Units/Warehouses	26,893,370	0.62%
GVD Cross Timbers LLC	Apartments	22,900,000	0.52%
Shelby 7121 Partnership LLC	Industrial Manufacturing	22,331,860	0.51%
		<u>\$ 463,317,910</u>	<u>10.61%</u>

2023/24 Top Ten Taxpayers ⁽²⁾

Name of Taxpayer	Type of Business	Taxable Value	% of Net Valuation
L-3 Communications Integrated Sys. LP	Industrial Manufacturing	\$ 176,366,530	4.32%
Cytec Engineered Materials Inc.	Industrial Manufacturing	61,532,020	1.51%
Weatherford Artificial Lift/US LP	Industrial Manufacturing	37,057,740	0.91%
STN Realty Texas LLC	Industrial Manufacturing	33,970,260	0.83%
Overkill Properties Ltd.	Industrial Manufacturing	29,817,830	0.73%
Rock-Tenn Converting Co. #2433	Retail	28,719,790	0.70%
5500 Industrial Drive Greenville Texas LLC	Storage Units/Warehouses	27,503,630	0.67%
Shelby 7121 Partnership LLC	Industrial Manufacturing	24,220,120	0.59%
Majors Place LP	Apartments	22,165,820	0.54%
Masonite Corp.	Industrial Manufacturing	21,396,190	0.52%
		<u>\$ 462,749,930</u>	<u>11.33%</u>

(1) Source: Hunt County Appraisal District.

(2) Source: Comptroller of Public Accounts - Property Tax Division.

CLASSIFICATION OF ASSESSED VALUATION BY USE CATEGORY

<u>Category</u>	<u>2025/26</u> ⁽¹⁾	<u>% of</u> <u>Total</u>	<u>2024/25</u> ⁽²⁾	<u>% of</u> <u>Total</u>	<u>2023/24</u> ⁽²⁾	<u>% of</u> <u>Total</u>
Real, Residential, Single-Family	\$ 2,471,087,151	37.17%	\$ 2,280,100,918	37.01%	\$ 2,137,285,416	36.68%
Real, Residential, Multi-Family	314,234,744	4.73%	296,086,058	4.81%	277,208,464	4.76%
Real, Vacant Lots/Tracts	156,304,287	2.35%	142,868,840	2.32%	137,224,498	2.36%
Real, Qualified Land & Improvements	868,746,406	13.07%	798,427,041	12.96%	773,840,582	13.28%
Real, Non-Qualified Land & Improvements	732,594,347	11.02%	690,187,199	11.20%	642,125,136	11.02%
Real, Commercial & Industrial	1,048,015,337	15.76%	973,069,250	15.79%	943,555,657	16.19%
Oil & Gas	-	0.00%	-	0.00%	-	0.00%
Utilities	125,024,610	1.88%	103,637,453	1.68%	83,461,360	1.43%
Tangible Personal, Commercial	261,068,891	3.93%	238,762,545	3.88%	227,203,160	3.90%
Tangible Personal, Industrial	583,032,740	8.77%	577,773,900	9.38%	560,804,680	9.62%
Tangible Personal, Mobile Homes & Other	39,362,657	0.59%	23,575,026	0.38%	18,658,178	0.32%
Tangible Personal, Residential Inventory	26,855,886	0.40%	15,037,910	0.24%	2,684,720	0.05%
Tangible Personal, Special Inventory	21,931,780	0.33%	21,148,240	0.34%	22,745,080	0.39%
Total Appraised Value	\$ 6,648,258,836	100.00%	\$ 6,160,674,380	100.00%	\$ 5,826,796,931	100.00%
Less:						
Homestead Cap Adjustment	\$ 133,684,407		\$ 177,906,591		\$ 244,755,037	
Non-Homestead (23.231) Cap Adjustment	66,545,823		20,408,152		-	
Productivity Loss	847,956,226		776,978,923		749,376,631	
Exemptions	1,204,759,018 ⁽³⁾		817,661,063 ⁽⁴⁾		749,624,373 ⁽⁴⁾	
Total Exemptions/Deductions ⁽⁷⁾	<u>\$ 2,252,945,474</u>		<u>\$ 1,792,954,729</u>		<u>\$ 1,743,756,041</u>	
Net Taxable Assessed Valuation	\$ 4,395,313,362		\$ 4,367,719,651		\$ 4,083,040,890	

<u>Category</u>	<u>2022/23</u> ⁽²⁾	<u>% of</u> <u>Total</u>	<u>2021/22</u> ⁽²⁾	<u>% of</u> <u>Total</u>	<u>2020/21</u> ⁽²⁾	<u>% of</u> <u>Total</u>
Real, Residential, Single-Family	\$ 1,785,408,699	36.65%	\$ 1,359,533,284	35.84%	\$ 1,178,017,093	33.79%
Real, Residential, Multi-Family	231,149,522	4.74%	167,957,064	4.43%	161,199,686	4.62%
Real, Vacant Lots/Tracts	108,649,202	2.23%	78,909,547	2.08%	63,302,403	1.82%
Real, Qualified Land & Improvements	583,816,180	11.98%	329,825,647	8.70%	295,395,663	8.47%
Real, Non-Qualified Land & Improvements	535,329,961	10.99%	419,988,028	11.07%	371,196,926	10.65%
Real, Commercial & Industrial	793,154,972	16.28%	642,701,171	16.94%	618,021,869	17.73%
Oil & Gas	-	0.00%	-	0.00%	-	0.00%
Utilities	64,595,983	1.33%	58,939,120	1.55%	57,451,200	1.65%
Tangible Personal, Commercial	269,546,129	5.53%	240,457,693	6.34%	212,419,049	6.09%
Tangible Personal, Industrial	455,669,070	9.35%	460,873,370	12.15%	491,725,430	14.11%
Tangible Personal, Mobile Homes & Other	14,752,691	0.30%	11,632,258	0.31%	11,415,041	0.33%
Tangible Personal, Residential Inventory	4,120,980	0.08%	447,010	0.01%	355,150	0.01%
Tangible Personal, Special Inventory	25,310,160	0.52%	21,680,810	0.57%	25,404,710	0.73%
Total Appraised Value	\$ 4,871,503,549	100.00%	\$ 3,792,945,002	100.00%	\$ 3,485,904,220	100.00%
Less:						
Homestead Cap Adjustment	\$ 215,027,414		\$ 91,859,632		\$ 82,256,286	
Non-Homestead (23.231) Cap Adjustment	-		-		-	
Productivity Loss	561,525,482		313,922,687		280,615,397	
Exemptions	380,675,418 ⁽⁵⁾		260,843,637 ⁽⁶⁾		304,728,296 ⁽⁶⁾	
Total Exemptions/Deductions ⁽⁷⁾	<u>\$ 1,157,228,314</u>		<u>\$ 666,625,956</u>		<u>\$ 667,599,979</u>	
Net Taxable Assessed Valuation	\$ 3,714,275,235		\$ 3,126,319,046		\$ 2,818,304,241	

(1) Source: Certified values from the Hunt County Appraisal District as of July 23, 2025.

(2) Source: Comptroller of Public Accounts - Property Tax Division.

(3) The passage of a Texas constitutional amendment on November 4, 2025 increased the homestead exemption from \$100,000 to \$140,000.

(4) The passage of a Texas constitutional amendment on November 7, 2023 increased the homestead exemption from \$40,000 to \$100,000.

(5) The passage of a Texas constitutional amendment on May 7, 2022 increased the homestead exemption from \$25,000 to \$40,000.

(6) The passage of a Texas constitutional amendment on November 3, 2015 increased the homestead exemption from \$15,000 to \$25,000.

(7) Excludes values on which property taxes are frozen for persons 65 years of age or older and disabled taxpayers.

NON-VOTED GENERAL FUND MAINTENANCE TAX NOTES PRINCIPAL REPAYMENT SCHEDULE

Fiscal Year Ending 6/30	Outstanding Maintenance Tax Notes	Principal Unpaid At Year End	Percent of Principal Retired
2026	\$ 780,000.00	\$ 7,295,000.00	9.66%
2027	890,000.00	6,405,000.00	20.68%
2028	925,000.00	5,480,000.00	32.14%
2029	960,000.00	4,520,000.00	44.02%
2030	1,000,000.00	3,520,000.00	56.41%
2031	1,130,000.00	2,390,000.00	70.40%
2032	1,170,000.00	1,220,000.00	84.89%
2033	1,220,000.00	-	100.00%
Total	<u>\$ 8,075,000.00</u>		

NON-VOTED GENERAL FUND MAINTENANCE TAX NOTES DEBT SERVICE REQUIREMENTS ⁽¹⁾

Fiscal Year Ending 6/30	Outstanding Maintenance Tax Notes Debt Service	Less: QSCB Direct Pay Subsidy ⁽²⁾	Combined Total ⁽²⁾
2026	\$ 1,103,190.00	\$ 7,723.17	\$ 1,095,466.83
2027	1,181,800.00	-	1,181,800.00
2028	1,181,200.00	-	1,181,200.00
2029	1,179,200.00	-	1,179,200.00
2030	1,180,800.00	-	1,180,800.00
2031	1,270,800.00	-	1,270,800.00
2032	1,265,600.00	-	1,265,600.00
2033	1,268,800.00	-	1,268,800.00
	<u>\$ 9,631,390.00</u>	<u>\$ 7,723.17</u>	<u>\$ 9,623,666.83</u>

(1) General Fund Obligations are payable solely from the limited maintenance and operations tax or other lawfully available funds of the District.

(2) The Direct Pay Subsidy represents 94.3% of the interest cost on the Qualified School Construction Maintenance Tax Notes, Taxable Series 2010. The sequester reduction percentage for fiscal year 2020 was 5.9% and has been lowered to 5.7% in 2021. This percentage is assumed for illustration purposes to carry forward through maturity of the outstanding Qualified School Construction Bonds.

NON-VOTED GENERAL FUND BUS LOANS DEBT SERVICE REQUIREMENTS ⁽¹⁾

Fiscal Year Ending 6/30	ANB Bus Loan			ANB Bus Loan 2		
	Principal	Interest	Total	Principal	Interest	Total
2026	\$ 81,249.65	\$ 2,843.74	\$ 84,093.39	\$ 63,197.43	\$ 23,712.79	\$ 86,910.22
2027	-	-	-	67,355.91	19,554.31	86,910.22
2028	-	-	-	71,788.02	15,122.20	86,910.22
2029	-	-	-	76,483.29	10,426.93	86,910.22
2030	-	-	-	81,544.44	5,365.78	86,910.22
Total	<u>\$ 81,249.65</u>	<u>\$ 2,843.74</u>	<u>\$ 84,093.39</u>	<u>\$ 360,369.09</u>	<u>\$ 74,182.01</u>	<u>\$ 434,551.10</u>

(1) General Fund Obligations are payable solely from the limited maintenance and operations tax or other lawfully available funds of the District.

VOTED UNLIMITED TAX BOND PRINCIPAL REPAYMENT & DEBT SERVICE REQUIREMENTS ⁽¹⁾

Fiscal Year Ending 8/31	Outstanding Voted Bond Debt Service	Plus: The Bonds ⁽²⁾			Combined Total ^{(2) (3)}	Voted Bonds Unpaid At Year End	Percent of Principal Retired
		Principal	Interest	Total			
2026	\$ 970,000.00	\$ -	\$ 4,091,438.02	\$ 4,091,438.02	\$ 5,061,438.02	\$ 182,665,000.00	0.53%
2027	2,795,000.00	10,450,000.00	6,752,643.76	17,202,643.76	19,997,643.76	169,420,000.00	7.74%
2028	2,830,000.00	2,670,000.00	6,424,643.76	9,094,643.76	11,924,643.76	163,920,000.00	10.74%
2029	2,870,000.00	595,000.00	6,343,018.76	6,938,018.76	9,808,018.76	160,455,000.00	12.62%
2030	2,915,000.00	1,385,000.00	6,293,518.76	7,678,518.76	10,593,518.76	156,155,000.00	14.96%
2031	2,960,000.00	2,275,000.00	6,202,018.76	8,477,018.76	11,437,018.76	150,920,000.00	17.82%
2032	3,010,000.00	2,390,000.00	6,085,393.76	8,475,393.76	11,485,393.76	145,520,000.00	20.76%
2033	3,060,000.00	2,515,000.00	5,962,768.76	8,477,768.76	11,537,768.76	139,945,000.00	23.79%
2034	3,120,000.00	2,645,000.00	5,833,768.76	8,478,768.76	11,598,768.76	134,180,000.00	26.93%
2035	3,180,000.00	2,780,000.00	5,698,143.76	8,478,143.76	11,658,143.76	128,220,000.00	30.18%
2036	3,245,000.00	2,920,000.00	5,555,643.76	8,475,643.76	11,720,643.76	122,055,000.00	33.53%
2037	2,680,000.00	3,325,000.00	5,399,518.76	8,724,518.76	11,404,518.76	116,050,000.00	36.80%
2038	-	3,820,000.00	5,220,893.76	9,040,893.76	9,040,893.76	112,230,000.00	38.88%
2039	-	4,020,000.00	5,024,893.76	9,044,893.76	9,044,893.76	108,210,000.00	41.07%
2040	-	4,225,000.00	4,818,768.76	9,043,768.76	9,043,768.76	103,985,000.00	43.37%
2041	-	4,440,000.00	4,602,143.76	9,042,143.76	9,042,143.76	99,545,000.00	45.79%
2042	-	4,670,000.00	4,374,393.76	9,044,393.76	9,044,393.76	94,875,000.00	48.34%
2043	-	4,910,000.00	4,134,893.76	9,044,893.76	9,044,893.76	89,965,000.00	51.01%
2044	-	5,160,000.00	3,883,143.76	9,043,143.76	9,043,143.76	84,805,000.00	53.82%
2045	-	5,425,000.00	3,618,518.76	9,043,518.76	9,043,518.76	79,380,000.00	56.77%
2046	-	5,705,000.00	3,340,268.76	9,045,268.76	9,045,268.76	73,675,000.00	59.88%
2047	-	5,995,000.00	3,047,768.76	9,042,768.76	9,042,768.76	67,680,000.00	63.14%
2048	-	6,305,000.00	2,740,268.76	9,045,268.76	9,045,268.76	61,375,000.00	66.58%
2049	-	6,595,000.00	2,446,621.88	9,041,621.88	9,041,621.88	54,780,000.00	70.17%
2050	-	6,875,000.00	2,168,803.13	9,043,803.13	9,043,803.13	47,905,000.00	73.91%
2051	-	7,165,000.00	1,879,228.13	9,044,228.13	9,044,228.13	40,740,000.00	77.81%
2052	-	7,470,000.00	1,572,712.50	9,042,712.50	9,042,712.50	33,270,000.00	81.88%
2053	-	7,795,000.00	1,248,331.25	9,043,331.25	9,043,331.25	25,475,000.00	86.13%
2054	-	8,135,000.00	909,818.75	9,044,818.75	9,044,818.75	17,340,000.00	90.56%
2055	-	8,485,000.00	556,643.75	9,041,643.75	9,041,643.75	8,855,000.00	95.18%
2056	-	8,855,000.00	188,168.75	9,043,168.75	9,043,168.75	-	100.00%
	<u>\$ 33,635,000.00</u>	<u>\$ 150,000,000.00</u>	<u>\$ 126,418,803.88</u>	<u>\$ 276,418,803.88</u>	<u>\$ 310,053,803.88</u>		

(1) Debt service for the Bonds is illustrated on the State of Texas fiscal year end of August 31st, although the District's fiscal year ends on June 30th.

(2) Preliminary, subject to change.

(3) Based on it's wealth per student, the District does not expect to receive state financial assistance for the payment of debt service for the fiscal year 2025/26. The amount of state financial assistance for debt service, if any, may differ substantially each year depending on a variety of factors, including the amount, if any, appropriated for that purpose by the state legislature and a school district's wealth per student. See "CURRENT PUBLIC SCHOOL FINANCE SYSTEM" in this Official Statement.

TAX ADEQUACY WITH RESPECT TO THE DISTRICT'S BONDS

Projected Maximum Debt Service Requirement ⁽¹⁾	\$ 19,997,643.76
Projected State Financial Assistance for Hold Harmless of Increased Homestead Exemption ⁽²⁾	170,000.00
Projected Net Debt Service Requirement	\$ 19,827,643.76
 \$0.46032 Tax Rate @ 98% Collections Produces	 \$ 19,827,643.76
 2025/26 Certified Net Taxable Valuation ⁽³⁾	 \$ 4,395,313,362

(1) Includes the Bonds. Preliminary, subject to change.

(2) The amount of state financial assistance for debt service, if any, may differ substantially each year depending on a variety of factors, including the amount, if any, appropriated for that purpose by the state legislature and a school district's wealth per student. The District will not receive any Instructional Facilities Allotment nor Existing Debt Allotment state aid in 2025/26, and will not receive any additional state aid for the increase in the homestead exemption which took effect in 2015/16, 2022/23, 2023/24 and 2025/26.

(3) Source: Certified values from the Hunt County Appraisal District as of July 23, 2025. The passage of a Texas constitutional amendment on November 4, 2025 increased the homestead exemption from \$100,000 to \$140,000.

AUTHORIZED BUT UNISSUED BONDS

Following the issuance of the Bonds, the District will have \$249,000,000 (preliminary, subject to change) authorized but unissued ad valorem tax bonds from the November 4, 2025 election. The District may incur other financial obligations payable from its collection of taxes and other sources of revenue, including public property finance contractual obligations, delinquent tax notes, and leases for various purposes payable from State appropriations and surplus maintenance taxes.

COMPARATIVE STATEMENT OF GENERAL FUND REVENUES AND EXPENDITURES ⁽¹⁾

	Fiscal Year Ended June 30				
	2021	2022	2023	2024	2025 ⁽²⁾
Beginning Fund Balance	\$ 17,843,426	\$ 23,748,476	\$ 24,542,245	\$ 23,654,117	\$ 23,136,899
Revenues:					
Local and Intermediate Sources	\$ 26,291,859	\$ 26,891,443	\$ 32,197,200	\$ 27,167,299	\$ 29,020,982
State Program Revenues	25,772,235	24,405,380	20,492,071	28,459,307	32,092,098
Federal Sources & Other	1,043,098	1,122,292	1,826,888	892,773	955,457
Total Revenues	\$ 53,107,192	\$ 52,419,115	\$ 54,516,159	\$ 56,519,379	\$ 62,068,537
Expenditures:					
Instruction	\$ 24,453,620	\$ 24,377,050	\$ 25,244,695	\$ 27,081,964	\$ 28,601,231
Instructional Resources & Media Services	143,009	45,545	32,970	32,184	36,859
Curriculum & Instructional Staff Development	1,278,611	954,120	932,924	1,793,758	1,676,105
Instructional Leadership	721,760	693,803	929,249	1,046,314	822,643
School Leadership	3,130,230	3,381,093	3,205,444	3,320,548	3,494,057
Guidance, Counseling & Evaluation Services	1,735,835	1,500,573	2,144,079	2,629,760	2,882,240
Social Work Services	72,783	69,648	83,373	85,000	87,806
Health Services	469,910	461,533	539,150	456,731	641,013
Student (Pupil) Transportation	1,718,673	2,299,707	2,585,716	2,191,966	2,391,474
Food Services	-	-	94	-	110,642
Cocurricular/Extracurricular Activities	1,515,807	1,918,098	1,851,631	2,028,145	2,093,009
General Administration	2,167,921	2,297,297	2,441,327	3,226,978	3,052,489
Plant Maintenance and Operations	5,201,321	6,326,501	6,373,772	6,543,658	7,741,218
Security and Monitoring Services	354,020	630,529	1,395,295	1,521,900	1,744,919
Data Processing Services	2,046,219	2,858,458	2,744,153	2,591,299	2,789,612
Community Services	5,349	3,268	63,631	70,445	84,041
Principal on Long-Term Debt	323,387	283,591	560,517	681,258	759,851
Interest on Long-Term Debt	67,770	67,381	81,468	402,830	413,098
Debt Issuance Costs and Fees	1,056	806	8,681	806	806
Capital Outlay	-	-	4,114,555	35,265	-
Payments to Shared Service Agreements	58,937	87,178	100	14,609	14,700
Other Intergovernmental Charges	603,722	663,217	729,469	804,428	806,500
Total Expenditures	\$ 46,069,940	\$ 48,919,396	\$ 56,062,293	\$ 56,559,846	\$ 60,244,313
Excess (Deficiency) of Revenues over Expenditures	\$ 7,037,252	\$ 3,499,719	\$ (1,546,134)	\$ (40,467)	\$ 1,824,224
Other Resources and (Uses):					
Issuance of Non-Current Debt	\$ 393,571	\$ -	\$ 487,520	\$ -	\$ -
Right of Use Lease Proceeds	-	644,050	278,390	-	-
Subscription Proceeds	-	-	-	424,734	56,591
Transfers In	298,387	-	-	-	-
Transfers Out	(1,824,160)	(3,350,000)	(107,904)	(102,053)	(27,962)
Total Other Resources (Uses)	\$ (1,132,202)	\$ (2,705,950)	\$ 658,006	\$ 322,681	\$ 28,629
Excess (Deficiency) of Revenues and Other Sources over Expenditures and Other Uses	\$ 5,905,050	\$ 793,769	\$ (888,128)	\$ 282,214	\$ 1,852,853
Prior Period Adjustment	\$ -	\$ -	\$ -	\$ (799,433) ⁽²⁾	\$ -
Ending Fund Balance	\$ 23,748,476	\$ 24,542,245	\$ 23,654,117	\$ 23,136,898	\$ 24,989,752

(1) Please see the Audited Financial Statements for additional information.

(2) The prior period adjustment in 2024 is due to the implementation of the ASC 250 to correct an overstatement of receivables and federal revenue associated with the Head Start grant program.

(3) Source: Greenville ISD Draft Unaudited Financial Statements as of June 30, 2025.

CHANGE IN NET ASSETS ⁽¹⁾

	Fiscal Year Ended June 30				
	2021	2022	2023	2024	2025 ⁽⁴⁾
Revenues:					
Program Revenues:					
Charges for Services	\$ 571,597	\$ 861,871	\$ 914,398	\$ 880,649	\$ 487,434
Operating Grants and Contributions	13,167,548	19,393,942	17,559,609	19,878,107	15,069,830
General Revenues:					
Property Taxes Levied for General Purposes	25,150,829	26,370,863	31,020,869	25,672,094	27,927,315
Property Taxes Levied for Debt Service	6,434,413	7,087,144	8,547,746	11,010,313	11,923,481
State Aid - Formula Grants	-	-	-	-	29,207,709
Grants and Contributions Not Restricted	23,538,072	22,159,977	18,016,013	25,677,351	-
Investment Earnings	171,237	79,935	1,102,298	1,790,652	1,433,935
Miscellaneous	794,014	269,176	356,465	1,632,486	258,653
	<u>\$ 69,827,710</u>	<u>\$ 76,222,908</u>	<u>\$ 77,517,398</u>	<u>\$ 86,541,652</u>	<u>\$ 86,308,357</u>
Expenses:					
Instruction	\$ 31,707,334	\$ 32,406,101	\$ 35,151,157	\$ 39,090,751	\$ 32,679,818
Instruction Resources & Media Services	310,673	222,310	202,999	217,450	203,893
Curriculum & Staff Development	2,927,720	3,741,909	2,696,411	3,475,949	2,156,775
Instructional Leadership	744,175	710,752	957,865	1,047,404	855,075
School Leadership	3,458,071	3,179,843	3,188,145	3,641,369	3,127,174
Guidance, Counseling & Evaluation Services	2,413,875	2,093,519	2,334,665	3,024,936	2,578,864
Social Work Services	74,342	241,188	78,585	84,126	74,646
Health Services	551,699	498,821	559,109	627,944	609,040
Student Transportation	1,526,356	1,933,261	2,324,332	2,648,994	2,695,238
Food Service	1,731,017	3,099,233	4,167,210	3,971,369	3,868,790
Cocurricular/Extracurricular Activities	2,044,137	2,314,604	2,550,869	2,711,033	2,317,625
General Administration	2,326,401	2,111,257	2,386,293	2,832,654	2,953,830
Plant Maintenance & Operations	5,251,479	6,521,030	6,590,901	7,482,788	7,186,899
Security and Monitoring Services	571,582	615,357	1,410,619	2,052,892	1,743,179
Data Processing Services	2,137,654	2,753,442	2,516,552	2,811,284	2,376,733
Community Services	177,758	190,007	215,765	229,020	205,689
Debt Service - Interest on Long-Term Debt	1,704,228	1,657,067	1,606,459	1,595,440	2,909,032
Debt Service - Bond Issuance Cost and Fees	550,670	5,080	210,637	174,915	2,271,153
Capital Outlay	436,241	1,498,178	2,884,021	226,657	338,514
Payments to Shared Service Agreements	269,135	477,443	263,001	316,056	311,055
Other Intergovernmental Charges	603,722	663,217	729,469	804,428	806,500
Total Expenditures	<u>\$ 61,518,269</u>	<u>\$ 66,933,619</u>	<u>\$ 73,025,064</u>	<u>\$ 79,067,459</u>	<u>\$ 72,269,522</u>
Change in Net Assets	\$ 8,309,441	\$ 9,289,289	\$ 4,492,334	\$ 7,474,193	\$ 14,038,835
Beginning Net Assets	\$ 1,049,704	\$ 9,359,145	\$ 18,649,032	\$ 23,141,366	\$ 29,816,126
Prior Period Adjustment	\$ -	\$ 598 ⁽²⁾	\$ -	\$ (799,433) ⁽³⁾	\$ -
Ending Net Assets	<u>\$ 9,359,145</u>	<u>\$ 18,649,032</u>	<u>\$ 23,141,366</u>	<u>\$ 29,816,126</u>	<u>\$ 43,854,961</u>

(1) The foregoing information represents government-wide financial information provided in accordance with GASB 34, which the District adopted in the 2002 fiscal year.

(2) The prior period adjustment in 2022 is due to the implementation of the GASB 87, Leases.

(3) The prior period adjustment in 2024 is due to the implementation of the ASC 250 to correct an overstatement of receivables and federal revenue associated with the Head Start grant program.

(4) Source: Greenville ISD Draft Unaudited Financial Statements as of June 30, 2025.

APPENDIX B

GENERAL INFORMATION REGARDING THE DISTRICT AND ITS ECONOMY

GREENVILLE INDEPENDENT SCHOOL DISTRICT

General and Economic Information

Greenville Independent School District (the "District") is located in central Hunt County and includes the City of Greenville, the county seat and principal commercial center located at the intersection of U.S. Highways 69 and 380, 45 miles northeast of downtown Dallas. The District's current population estimate is 37,776.

Hunt County (the "County") is a northeast Texas county, traversed by Interstate 30, U.S. Highways 67, 69, and 380, State Highways 24, 34, 224, and fifteen farm-to-market roads. Commercial and residential development along Lake Tawakoni contributes to the county's economy. The county was the fifth largest producing county of soybeans in Texas in 2016. The County seat is Greenville.

Source: Texas Municipal Report for Greenville ISD and Hunt County

Enrollment Statistics

<u>Year Ending 8/31</u>	<u>Enrollment</u>
2016	5,218
2017	5,360
2018	5,477
2019	5,492
2020	5,364
2021	5,277
2022	5,325
2023	5,210
2024	5,308
2025	5,538
Current	5,441

District Staff

Teachers	389
Teachers' Aides & Secretaries	565
Auxiliary Personnel	200
Administrators	47
Other	162
Total	1,363

Facilities

<u>Campus</u>	<u>Grades</u>	<u>Current Enrollment</u>	<u>Capacity</u>	<u>Year Built</u>	<u>Year of Addition/ Renovation</u>
LP Water Early Childhood	PK	371	475	1951	1993
Bowie Elementary	K-4	573	745	2015	-
Carver Elementary	K-4	607	732	2002	-
Lamar Elementary	K-4	524	773	2002	-
Crockett Elementary	K-4	288	608	1954	1995/2015
Travis Intermediate	5-6	750	824	1968	1971/2015/2023
Greenville Middle School	7-8	739	801	1951	1967/2003
New Horizons High School	9-12	59	209	1982	2017
Greenville High School	9-12	1,530	1,826	1982	2002/2015

Principal Employers within the District

<u>Name of Company</u>	<u>Type of Business</u>	<u>Number of Employees</u>
L-3 Communications	Aircraft Systems Integration	6,500
Greenville Independent School District	Public Education	1,363
Hunt Regional Medical Center	Municipal Hospital & Healthcare System	1,100
McKesson	Medical Backoffice Support	500
Hunt County	County Government/Public Administration	350
Solvay	Specialty Composite Materials	350
City of Greenville	Municipal Government/Public Administration	301

Source: Greenville Economic Development Website

Unemployment Rates

	September <u>2023</u>	September <u>2024</u>	September <u>2025</u>
Hunt County	4.1%	4.1%	4.5%
State of Texas	4.0%	4.1%	4.4%

Source: Texas Workforce Commission

APPENDIX C

FORM OF LEGAL OPINION OF BOND COUNSEL

BRACEWELL

February __, 2026

\$ _____
GREENVILLE INDEPENDENT SCHOOL DISTRICT
UNLIMITED TAX SCHOOL BUILDING BONDS
SERIES 2026

We have represented the Greenville Independent School District (the “District”), as its bond counsel, in connection with the bonds hereinafter described (the “Bonds”):

GREENVILLE INDEPENDENT SCHOOL DISTRICT UNLIMITED TAX SCHOOL BUILDING BONDS, SERIES 2026, dated January 15, 2026, in the aggregate principal amount of \$ _____.

The Bonds mature, bear interest, are subject to redemption prior to maturity, and may be transferred and exchanged as set out in the Bonds and in the order (the “Bond Order”) adopted by the Board of Trustees of the District on December 15, 2025, authorizing their issuance, and the pricing certificate (the “Pricing Certificate”) executed pursuant to the terms of the Bond Order (the Bond Order and the Pricing Certificate are collectively referred to as the “Order”).

We have acted as bond counsel for the sole purpose of rendering our opinion with respect to the legality and validity of the Bonds under the Constitution and laws of the State of Texas and with respect to the excludability of interest on the Bonds from gross income for federal income tax purposes. We have not investigated or verified original proceedings, records, data or other material, but have relied solely upon the transcript of proceedings described in the following paragraph. We have not assumed any responsibility with respect to the financial condition or capabilities of the District or the disclosure thereof in connection with the sale of the Bonds. Our role in connection with the District’s Official Statement prepared for use in connection with the sale of the Bonds has been limited as described therein.

In our capacity as bond counsel, we have participated in the preparation of and have examined a transcript of proceedings pertaining to the Bonds, on which we have relied in giving our opinion. The transcript contains certified copies of certain proceedings of the District; customary certificates of officers, agents and representatives of the District and other public officials; and other certified showings relating to the authorization and issuance of the Bonds. We have also analyzed such laws, regulations, guidance, documents and other materials as we have deemed necessary to render the

Bracewell LLP

T: +1.214.468.3800 F: +1.800.404.3970
1445 Ross Avenue, Suite 3800, Dallas, Texas 75202-2724
bracewell.com

AUSTIN CONNECTICUT DALLAS DUBAI HOUSTON LONDON NEW YORK SAN ANTONIO SEATTLE WASHINGTON, DC

BRACEWELL

February __, 2026

Page 2

opinions herein. Moreover, we have also examined executed Bond No. 1 of this issue. Capitalized terms used herein, unless otherwise defined, have the meanings set forth in the Order.

In providing the opinions set forth herein, we have relied on representations and certifications of the District and other parties involved with the issuance of the Bonds with respect to matters solely within the knowledge of the District and such parties, which we have not independently verified. In addition, we have assumed for purposes of this opinion continuing compliance with the covenants in the Order, including, but not limited to, covenants relating to the tax-exempt status of the Bonds.

BASED ON SUCH EXAMINATION AND IN RELIANCE ON SUCH REPRESENTATIONS, CERTIFICATIONS, AND ASSUMPTIONS, IT IS OUR OPINION THAT:

- (A) The transcript of proceedings evidences complete legal authority for the issuance of the Bonds in full compliance with the Constitution and laws of the State of Texas presently effective, and therefore, the Bonds constitute valid and legally binding obligations of the District;
- (B) A continuing ad valorem tax, without limit as to rate or amount, has been levied on all taxable property in the District and pledged irrevocably to the payment of the principal of and interest on the Bonds; and
- (C) Interest on the Bonds is excludable from gross income for federal income tax purposes under section 103 of the Internal Revenue Code of 1986, as amended. In addition, interest on the Bonds is not an item of tax preference for purposes of the alternative minimum tax on individuals, but we observe that such interest is taken into account in computing the alternative minimum tax on certain corporations.

The rights of the Owners of the Bonds are subject to the applicable provisions of the federal bankruptcy laws and any other similar laws affecting the rights of creditors of political subdivisions generally, and may be limited by general principles of equity which permit the exercise of judicial discretion.

We express no opinion as to the amount or timing of interest on the Bonds or, except as stated above, to any federal, state or local tax consequences resulting from the receipt or accrual of interest on, or the acquisition, ownership or disposition of, the Bonds. This opinion is specifically limited to the laws of the State of Texas and, to the extent applicable, the law of the United State of America. Further, in the event that the representations or certifications of the District and other parties upon which we have relied are determined to be inaccurate or incomplete or the District fails to comply with the covenants of the Order, interest on the Bonds could become includable in gross income for federal income tax purposes from the date of the original delivery of the Bonds, regardless of the date on which the event causing such inclusion occurs.

BRACEWELL

February __, 2026

Page 2

Our opinions are based on existing law and our knowledge of facts as of the date hereof and may be affected by certain actions that may be taken or omitted on a later date. We assume no duty to update or supplement our opinions, and this opinion letter may not be relied upon in connection with any changes to the law or facts, or actions taken or omitted, after the date hereof.

APPENDIX D

**AUDITED FINANCIAL REPORT
FISCAL YEAR ENDED JUNE 30, 2024**

**GREENVILLE INDEPENDENT
SCHOOL DISTRICT**

ANNUAL FINANCIAL REPORT

YEAR ENDED JUNE 30, 2024

RUTHERFORD, TAYLOR & COMPANY, P.C.

Certified Public Accountants

3500 Joe Ramsey Blvd. E.

Greenville, Texas 75401

(903) 455-6252

GREENVILLE INDEPENDENT SCHOOL DISTRICT
ANNUAL FINANCIAL REPORT
YEAR ENDED JUNE 30, 2024

TABLE OF CONTENTS

	<u>Page</u>	<u>Exhibits</u>
INTRODUCTORY SECTION		
Certificate of Board	3	
FINANCIAL SECTION		
<u>Independent Auditor's Reports:</u>		
Report on Basic Financial Statements	5	
Report on Internal Control and Compliance (<i>Government Auditing Standards</i>)	8	
Report on Compliance and Internal Control over Compliance in Accordance with OMB Circular A-133	10	
Schedule of Findings and Questioned Costs	12	
Management's Discussion and Analysis (Required Supplementary Information)	17	
<u>Basic Financial Statements:</u>		
Government-wide Financial Statements:		
Statement of Net Position	26	A-1
Statement of Activities	27	B-1
Fund Financial Statements:		
Balance Sheet – Governmental Funds	28	C-1
Reconciliation of the Governmental Funds		
Balance Sheet to the Statement of Net Position	29	C-2
Statement of Revenues, Expenditures and Changes in		
Fund Balances of Governmental Funds	30	C-3
Reconciliation of the Statement of Revenues, Expenditures and Changes in		
Fund Balances of Governmental Funds to the Statement of Activities	31	C-4
Statement of Net Position – Proprietary Funds	32	D-1
Statement of Revenues, Expenses and Changes in		
Fund Net Position – Proprietary Funds	33	D-2
Statement of Cash Flows – Proprietary Funds	34	D-3
Statement of Fiduciary Net Position – Fiduciary Funds	35	E-1
Statement of Changes in Fiduciary Net Position – Fiduciary Funds	36	E-2
Notes to the Basic Financial Statements	37	
<u>Required Supplementary Information:</u>		
Budgetary Comparison Schedule – General Fund	63	G-1
Schedule of District's Proportionate Share of the Net Pension Liability	64	G-2
Schedule of District Net Pension Contributions	65	G-3
Schedule of District's Proportionate Share of the OPEB Liability	66	G-4
Schedule of District OPEB Contributions	67	G-5
Notes to Required Supplementary Information	68	G-6
<u>Other Information Section:</u>		
Schedule of Delinquent Taxes Receivable	70	J-1
Budgetary Comparison Schedules Required by the Texas Education Agency:		
School Breakfast and National School Lunch Program	71	J-3
Debt Service Fund	72	J-4
Schedule of Required Responses to Selected School FIRST Indicators	73	J-5
Schedule of Required Responses to State Mandated Program Requirements	74	J-6
FEDERAL AWARDS SECTION		
Schedule of Expenditures of Federal Awards	76	K-1
Notes to Schedule of Expenditures of Federal Awards	78	K-2

CERTIFICATE OF BOARD

Greenville Independent School District
Name of School District

Hunt
County

116-905
Co.-Dist. Number

We, the undersigned, certify that the attached auditor's report of the above-named school district was reviewed and ✓
approved/ _____ **disapproved** for the year ended June 30, 2024, at a meeting of the board of school trustees of such
school district on November 22, 2024


Signature of Board Secretary


Signature of Board President

If the auditor's report was checked above as disapproved, the reasons(s) therefore is/are (attach list if necessary):

FINANCIAL SECTION

INDEPENDENT AUDITOR'S REPORT

Members of the Board
Greenville Independent School District

Report on the Financial Statements

Opinions

We have audited the accompanying financial statements of the governmental activities, each major fund, and the aggregate remaining fund information of the Greenville Independent School District (District), as of and for the year ended June 30, 2024, and the related notes to the financial statements, which collectively comprise the District's basic financial statements as listed in the table of contents.

In our opinion, the financial statements referred to above present fairly, in all material respects, the respective financial position of the governmental activities, each major fund, and the aggregate remaining fund information of the Greenville Independent School District as of June 30, 2024, and the respective changes in financial position and, where applicable, cash flows thereof for the year then ended in accordance with accounting principles generally accepted in the United States of America.

Basis for Opinions

We conducted our audit in accordance with auditing standards generally accepted in the United States of America and the standards applicable to financial audits contained in *Government Auditing Standards*, issued by the Comptroller General of the United States. Our responsibilities under those standards are further described in the Auditor's Responsibilities for the Audit of the Financial Statements section of our report. We are required to be independent of the District and to meet our other ethical responsibilities, in accordance with the relevant ethical requirements relating to our audit. We believe that the audit evidence we have obtained is sufficient and appropriate to provide a basis for our audit opinions.

Responsibilities of Management for the Financial Statements

Management is responsible for the preparation and fair presentation of these financial statements in accordance with accounting principles generally accepted in the United States of America, and for the design, implementation, and maintenance of internal control relevant to the preparation and fair presentation of financial statements that are free from material misstatement, whether due to fraud or error.

In preparing the financial statements, management is required to evaluate whether there are conditions or events, considered in the aggregate, that raise substantial doubt about the District's ability to continue as a going concern for twelve months beyond the financial statement date, including any currently known information that may raise substantial doubt shortly thereafter.

Auditor's Responsibilities for the Audit of the Financial Statements

Our objectives are to obtain reasonable assurance about whether the financial statements as a whole are free from material misstatement, whether due to fraud or error, and to issue an auditor's report that includes our opinions. Reasonable assurance is a high level of assurance but is not absolute assurance and therefore is not a guarantee that an audit conducted in accordance with generally accepted auditing standards and *Government Auditing Standards* will always detect a material misstatement when it exists. The risk of not detecting a material misstatement resulting from fraud is higher than for one resulting from error, as fraud may involve collusion, forgery, intentional omissions, misrepresentations, or the override of internal control. Misstatements are considered material if there is a substantial likelihood that, individually or in the aggregate, they would influence the judgement made by a reasonable user based on the financial statements.

In performing an audit in accordance with generally accepted auditing standards and *Government Auditing Standards*, we:

- Exercise professional judgement and maintain professional skepticism throughout the audit.
- Identify and assess the risks of material misstatement of the financial statements, whether due to fraud or error, and design and perform audit procedures responsive to those risks. Such procedures including examining, on a test basis, evidence regarding the amounts and disclosures in the financial statements.
- Obtain an understanding of internal control relevant to the audit in order to design audit procedures that are appropriate in the circumstances, but not for the purpose of expressing an opinion on the effectiveness of the District's internal control. Accordingly, no such opinion is expressed.
- Evaluate the appropriateness of accounting policies used and the reasonableness of significant accounting estimates made by management, as well as evaluate the overall presentation of the financial statements.
- Conclude whether, in our judgement, there are conditions or events, considered in the aggregate, that raise substantial doubt about the District's ability to continue as a going concern for a reasonable period of time.

We are required to communicate with those charged with governance regarding, among other matters, the planned scope and timing of the audit, significant audit findings, and certain internal control-related matters that we identified during the audit.

Required Supplementary Information

Accounting principles generally accepted in the United States of America require that the management's discussion and analysis, budgetary comparison information and schedules related to pension and other post-employment benefit activities be presented to supplement the basic financial statements. Such information is the responsibility of management and, although not a part of the basic financial statements, is required by the Governmental Accounting Standards Board who considers it to be an essential part of financial reporting for placing the basic financial statements in an appropriate operational, economic, or historical context. We have applied certain limited procedures to the required information in accordance with auditing standards generally accepted in the United States of America, which consisted of inquiries of management about the methods of preparing the information and comparing the information for consistency with management's responses to our inquiries, the basic financial statements, and other knowledge we obtained during our audit of the basic financial statements. We do not express an opinion or provide any assurance on the information because the limited procedures do not provide us with sufficient evidence to express an opinion or provide any assurance.

Supplementary Information

Our audit was conducted for the purpose of forming opinions on the financial statements that collectively comprise the District's basic financial statements. The schedule of expenditures of federal awards, as required by Title 2 U.S. *Code of Federal Regulations* Part 200, *Uniform Administrative Requirements, Cost Principles, and Audit Requirements for Federal Awards*, is presented for purposes of additional analysis and is not a required part of the basic financial statements. Such information is the responsibility of management and was derived from and relates directly to the underlying accounting and other records used to prepare the basic financial statements. The information has been subjected to the auditing procedures applied in the audit of the basic financial statements and certain additional procedures, including comparing and reconciling such information directly to the underlying accounting and other records used to prepare the basic financial statements or to the basic financial statements themselves, and other additional procedures in accordance with auditing standards generally accepted in the United States of America. In our opinion, the schedule of expenditures of federal awards is fairly stated, in all material respects, in relation to the basic financial statements as a whole.

Independent Auditor's Report – Continued

Other Information

Management is responsible for the other information included in the annual report. The other information comprises the other information section of exhibits presented in the table of contents but does not include the basic financial statements and our auditor's report thereon. Our opinions on the basic financial statements do not cover the other information, and we do not express an opinion or any form of assurance thereon.

In connection with our audit of the basic financial statements, our responsibility is to read the other information and consider whether a material inconsistency exists between the other information and the basic financial statements, or the other information otherwise appears to be materially misstated. If, based on the work performed, we conclude that an uncorrected material misstatement of the other information exists, we are required to describe it in our report.

Other Reporting Required by Government Auditing Standards

In accordance with *Government Auditing Standards*, we have also issued our report dated November 15, 2024, on our consideration of the District's internal control over financial reporting and on our tests of its compliance with certain provisions of laws, regulations, contracts, and grant agreements and other matters. The purpose of that report is solely to describe the scope of our testing of internal control over financial reporting and compliance and the results of that testing, and not to provide an opinion on the effectiveness of the District's internal control over financial reporting or on compliance. That report is an integral part of an audit performed in accordance with *Government Auditing Standards* in considering the District's internal control over financial reporting and compliance.

A handwritten signature in blue ink that reads "Rutherdale, Taylor & Company PC". The signature is written in a cursive, flowing style.

November 15, 2024
Greenville, Texas

RUTHERFORD,
TAYLOR &
COMPANY, P.C.
Certified Public Accountants

3500 Joe Ramsey Blvd.

Greenville, Texas 75401

(903) 455-6252

Fax (903) 455-6667

INDEPENDENT AUDITOR'S REPORT ON INTERNAL CONTROL OVER FINANCIAL REPORTING AND ON
COMPLIANCE AND OTHER MATTERS BASED ON AN AUDIT OF FINANCIAL STATEMENTS
PERFORMED IN ACCORDANCE WITH *GOVERNMENT AUDITING STANDARDS*

Members of the Board
Greenville Independent School District

We have audited, in accordance with the auditing standards generally accepted in the United States of America and the standards applicable to financial audits contained in *Government Auditing Standards* issued by the Comptroller General of the United States, the financial statements of the governmental activities, each major fund, and the aggregate remaining fund information of the Greenville Independent School District (District), as of and for the year ended June 30, 2024, and the related notes to the financial statements, which collectively comprise the District's basic financial statements, and have issued our report thereon dated November 15, 2024.

Report on Internal Control over Financial Reporting

In planning and performing our audit of the financial statements, we considered the District's internal control over financial reporting (internal control) as a basis for designing audit procedures that are appropriate in the circumstances for the purpose of expressing our opinions on the financial statements, but not for the purpose of expressing an opinion on the effectiveness of the District's internal control. Accordingly, we do not express an opinion on the effectiveness of the District's internal control.

A *deficiency in internal control* exists when the design or operation of a control does not allow management or employees, in the normal course of performing their assigned functions, to prevent, or detect and correct, misstatements on a timely basis. A *material weakness* is a deficiency, or a combination of deficiencies, in internal control, such that there is a reasonable possibility that a material misstatement of the entity's financial statements will not be prevented, or detected and corrected, on a timely basis. A *significant deficiency* is a deficiency, or a combination of deficiencies, in internal control that is less severe than a material weakness, yet important enough to merit attention by those charged with governance.

Our consideration of internal control was for the limited purpose described in the first paragraph of this section and was not designed to identify all deficiencies in internal control that might be material weaknesses or, significant deficiencies. Given these limitations, during our audit we did not identify any deficiencies in internal control that we consider to be material weaknesses. However, material weaknesses or significant deficiencies may exist that were not identified.

Report on Compliance and Other Matters

As part of obtaining reasonable assurance about whether the District's financial statements are free from material misstatement, we performed tests of its compliance with certain provisions of laws, regulations, contracts, and grant agreements, noncompliance with which could have a direct and material effect on the financial statements. However, providing an opinion on compliance with those provisions was not an objective of our audit, and accordingly, we do not express such an opinion. The results of our tests disclosed no instances of noncompliance or other matters that are required to be reported under *Government Auditing Standards*.

Report on Internal Control – Continued

Purpose of This Report

The purpose of this report is solely to describe the scope of our testing of internal control and compliance and the results of that testing, and not to provide an opinion on the effectiveness of the entity's internal control or on compliance. This report is an integral part of an audit performed in accordance with *Government Auditing Standards* in considering the entity's internal control and compliance. Accordingly, this communication is not suitable for any other purpose.

Rutherford, Taylor & Company PC

November 15, 2024
Greenville, Texas

INDEPENDENT AUDITOR'S REPORT ON COMPLIANCE FOR EACH MAJOR PROGRAM
AND ON INTERNAL CONTROL OVER COMPLIANCE REQUIRED BY THE UNIFORM GUIDANCE

Members of the Board
Greenville Independent School District

Report on Compliance for Each Major Federal Program

Opinion on Each Major Federal Program

We have audited Greenville Independent School District's (District) compliance with the types of compliance requirements identified as subject to audit in the OMB *Compliance Supplement* that could have a direct and material effect on each of the District's major federal programs for the year ended June 30, 2024. The District's major federal programs are identified in the summary of auditor's results section of the accompanying schedule of findings and questioned costs.

In our opinion, the District complied, in all material respects, with the type of compliance requirements referred to above that could have a direct and material effect on each of its major federal programs for the year ended June 30, 2024.

Basis for Opinion on Each Major Federal Program

We conducted our audit of compliance in accordance with auditing standards generally accepted in the United States of America; the standards applicable to financial audits contained in *Government Auditing Standards*, issued by the Comptroller General of the United States; and the audit requirements of Title 2 U.S. *Code of Federal Regulations* Part 200, *Uniform Administrative Requirements, Cost Principles, and Audit Requirements for Federal Awards* (Uniform Guidance). Our responsibilities under those standards and the Uniform Guidance are further described in the Auditor's Responsibilities for the Audit of Compliance section of our report.

We are required to be independent of the District and to meet our other ethical responsibilities, in accordance with relevant ethical requirements relating to our audit. We believe that the audit evidence we have obtained is sufficient and appropriate to provide a basis for our opinion on compliance for each major federal program. Our audit does not provide a legal determination of the District's compliance with the compliance requirements referred to above.

Responsibilities of Management for Compliance

Management is responsible for compliance with the requirements referred to above and for the design, implementation, and maintenance of effective internal control over compliance with the requirements of laws, statutes, regulations, rules, and provisions of contracts or grant agreements applicable to the District's federal programs.

Auditor's Responsibilities for the Audit of Compliance

Our objectives are to obtain reasonable assurance about whether material noncompliance with the compliance requirements referred to above occurred, whether due to fraud, or error, and express an opinion on the District's compliance based on our audit. Reasonable assurance is a high level of assurance but is not absolute assurance and therefore is not a guarantee that an audit conducted in accordance with generally accepted auditing standards, *Government Auditing Standards*, and the Uniform Guidance will always detect material noncompliance when it exists. The risk of not detecting material noncompliance resulting from fraud is

Internal Control over Compliance with the Uniform Guidance – Continued

higher than for that resulting from error, as fraud may involve collusion, forgery, intentional omissions, misrepresentation, or the override of internal control. Noncompliance with the compliance requirements referred to above is considered material if there is a substantial likelihood that, individually or in the aggregate, it would influence the judgement made by a reasonable user of the report on compliance about the District's compliance with the requirements of each major federal program as a whole.

In performing an audit in accordance with generally accepted auditing standards, *Government Auditing Standards*, and the Uniform Guidance, we:

- Exercise professional judgement and maintain professional skepticism throughout the audit.
- Identify and assess the risks of material noncompliance, whether due to fraud or error, and design and perform audit procedures responsive to those risks. Such procedures include examining, on a test basis, evidence regarding the District's compliance with the compliance requirements referred to above and performing such other procedures as we considered necessary in the circumstances.
- Obtain an understanding of the District's internal control over compliance relevant to the audit in order to design audit procedures that are appropriate in the circumstances and to test and report on internal control over compliance in accordance with the Uniform Guidance, but not for the purpose of expressing an opinion on the effectiveness of the District's internal control over compliance. Accordingly, no such opinion is expressed.

We are required to communicate with those charged with governance regarding, among other matters, the planned scope and timing of the audit and any significant deficiencies and material weaknesses in internal control over compliance that we identified during the audit.

Report on Internal Control over Compliance

A *deficiency in internal control over compliance* exists when the design or operation of a control over compliance does not allow management or employees, in the normal course of performing their assigned functions, to prevent, or detect and correct, noncompliance with a type of compliance requirement of a federal program on a timely basis. A *material weakness in internal control over compliance* is a deficiency, or a combination of deficiencies, in internal control over compliance, such that there is a reasonable possibility that material noncompliance with a type of compliance requirement of a federal program will not be prevented, or detected and corrected, on a timely basis. A *significant deficiency in internal control over compliance* is a deficiency, or a combination of deficiencies, in internal control over compliance with a type of compliance requirement of a federal program that is less severe than a material weakness in internal control over compliance, yet important enough to merit attention by those charged with governance.

Our consideration of internal control over compliance was for the limited purpose described in the Auditor's Responsibilities for the Audit of Compliance section above and was not designed to identify all deficiencies in internal control over compliance that might be material weaknesses or significant deficiencies in internal control over compliance. Given these limitations, during our audit we did not identify any deficiencies in internal control over compliance that we consider to be material weakness, as defined above. However, material weaknesses or significant deficiencies in internal control over compliance may exist that were not identified.

Our audit was not designed for the purpose of expressing an opinion on the effectiveness of internal control over compliance. Accordingly, no such opinion is expressed.

Purpose of This Report

The purpose of this report on internal control over compliance is solely to describe the scope of our testing of internal control over compliance and the results of that testing based on the requirements of the Uniform Guidance. Accordingly, this report is not suitable for any other purpose.



November 15, 2024
Greenville, Texas

GREENVILLE INDEPENDENT SCHOOL DISTRICT
SCHEDULE OF FINDINGS AND QUESTIONED COST
YEAR ENDED JUNE 30, 2024

Summary of Auditor's Results

Financial Statements –

Type of auditor's report issued	Unmodified Opinion
---------------------------------	--------------------

Internal Control over Financial Reporting:

Material weaknesses identified	No
--------------------------------	----

Significant deficiencies identified that are not considered to be material weaknesses	None reported
---	---------------

Noncompliance material to the financial statements noted	None
--	------

Federal Awards –

Material weaknesses identified	None
--------------------------------	------

Significant deficiencies identified that are not considered to be material weaknesses	None reported
---	---------------

Type of Auditor's report issued on compliance for major programs	Unmodified opinion
--	--------------------

Any audit findings disclosed that are required to be reported in accordance with the Uniform Guidance	None
---	------

Identification of major programs	Education Stabilization Fund Cluster: ESSER – II (84.425d) ESSER – III (84.425a) ESSER – TCLAS (84.425u) TCLAS – High Quality After School(84.425u) Title IV Part B – 21 st Century Community Learning (84.358b) Head Start (93.600)
----------------------------------	---

Dollar threshold used to distinguish between Type A and Type B programs	\$ 750,000
---	------------

Entity qualified as a low risk auditee	Yes
--	-----

Pass-through Entities	Texas Education Agency
-----------------------	------------------------

GREENVILLE INDEPENDENT SCHOOL DISTRICT
SCHEDULE OF FINDINGS AND QUESTIONED COSTS
YEAR ENDED JUNE 30, 2024

Financial Statement Findings (Section II)

NONE

GREENVILLE INDEPENDENT SCHOOL DISTRICT
SCHEDULE OF FINDINGS AND QUESTIONED COSTS
YEAR ENDED JUNE 30, 2024

Federal Award Findings and Questioned Costs (Section III)

NONE

GREENVILLE INDEPENDENT SCHOOL DISTRICT
SCHEDULE OF FINDINGS AND QUESTIONED COSTS
YEAR ENDED JUNE 30, 2024

Prior Year Findings (Section IV)

NONE

GREENVILLE INDEPENDENT SCHOOL DISTRICT
SCHEDULE OF FINDINGS AND QUESTIONED COSTS
YEAR ENDED JUNE 30, 2024

Corrective Action Plans (Section V)

NONE

GREENVILLE INDEPENDENT SCHOOL DISTRICT MANAGEMENT'S DISCUSSION AND ANALYSIS YEAR ENDED JUNE 30, 2024

This section of Greenville Independent School District's annual financial report presents our discussion and analysis of the District's financial performance during the year ended June 30, 2024. Please read it in conjunction with the District's basic financial statements, which follow this section.

FINANCIAL HIGHLIGHTS

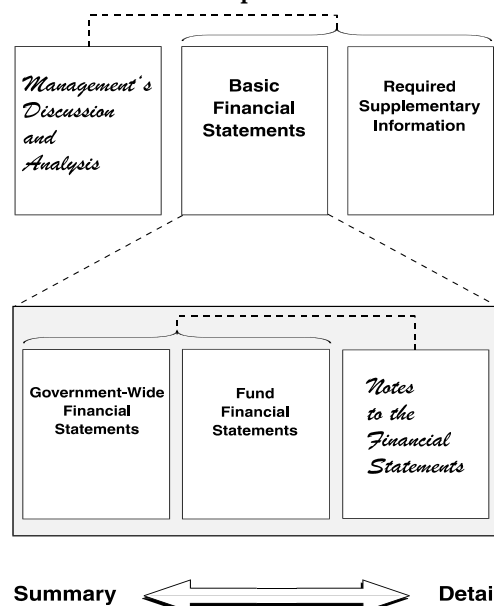
- The District's total combined net position was \$ 29,816,126 at June 30, 2024.
- During the year, the District's expenses were \$ 7,474,193 less than the \$ 86,541,652 generated in local property taxes and other revenues for governmental activities.
- The General Fund reported a fund balance this year of \$ 23,136,898, an increase of \$ 282,212 from the prior year amount.
- The District executed subscription-based information technology agreement to provide online document support throughout the facilities.

OVERVIEW OF THE FINANCIAL STATEMENTS

This annual report consists of three parts—management's discussion and analysis (this section), the basic financial statements, and required supplementary information. The basic financial statements include two kinds of statements that present different views of the District:

- The first two statements are government-wide financial statements that provide both long-term and short-term information about the District's overall financial status.
- The remaining statements are fund financial statements that focus on individual parts of the government, reporting the District's operations in more detail than the government-wide statements.
- The governmental funds statements tell how general government services were financed in the short term as well as what remains for future spending.
- Proprietary fund statements offer short- and long-term financial information about the activities the government operates like businesses, such as a print shop.
- Fiduciary fund statements provide information about the financial relationships in which the District acts solely as a trustee or agent for the benefit of others, to whom the resources in question belong.

Figure A-1, Required Components of the District's Annual Financial Report



The basic financial statements also include notes that explain some of the information in the basic financial statements and provide more detailed data. The statements are followed by a section of required supplementary information that further explains and supports the information in the basic financial statements. Figure A-1 shows how the required parts of this annual report are arranged and related to one another.

GREENVILLE INDEPENDENT SCHOOL DISTRICT MANAGEMENT'S DISCUSSION AND ANALYSIS YEAR ENDED JUNE 30, 2024

Figure A-2 summarizes the major features of the District's basic financial statements, including the portion of the District government they cover and the types of information they contain. The remainder of this overview section of management's discussion and analysis explains the structure and contents of each of the statements.

GOVERNMENT-WIDE STATEMENTS

The government-wide statements report information about the District as a whole using accounting methods similar to those used by private-sector companies. The statement of net position includes all of the government's assets and liabilities. All of the current year's revenues and expenses are accounted for in the statement of activities regardless of when cash is received or paid.

The two government-wide statements report the District's net position and how they have changed. Net position—the difference between the District's assets and liabilities—is one way to measure the District's financial health or position.

- Over time, increases or decreases in the District's net position are an indicator of whether its financial health is improving or deteriorating, respectively.
- To assess the overall health of the District, one needs to consider additional nonfinancial factors such as changes in the District's tax base and student population.

The government-wide financial statements of the District include the governmental activities. Most of the District's basic services are included here, such as instruction, extracurricular activities, curriculum and staff development, health services and general administration. Property taxes and grants finance most of these activities.

FUND FINANCIAL STATEMENTS

The fund financial statements provide more detailed information about the District's most significant funds—not the District as a whole. Funds are accounting devices that the District uses to keep track of specific sources of funding and spending for particular purposes.

- Some funds are required by State law and by bond covenants.
- The Board of Trustees establishes other funds to control and manage money for particular purposes or to show that it is properly using certain taxes and grants.

The District has the following kinds of funds:

- Governmental funds—Most of the District's basic services are included in governmental funds, which focus on (1) how cash and other financial assets that can readily be converted to cash flow in and out and (2) the balances left at year-end that are available for spending. Consequently, the governmental fund statements provide a detailed short-term view that helps you determine whether there are more or fewer financial resources that can be spent in the near future to finance the District's programs. Because this information does not encompass the additional long-term focus of the government-wide statements, we provide additional information on the subsequent page that explain the relationship (or differences) between them.

Figure A-2. Major Features of the District's Government-wide and Fund Financial Statements

<i>Type of Statements</i>	Fund Statements			
	Government-wide	Governmental Funds	Proprietary Funds	Fiduciary Funds
<i>Scope</i>	Entire Agency's government (except fiduciary funds) and the Agency's component units	The activities of the district that are not proprietary or fiduciary	Activities the district operates similar to private businesses: self insurance	Instances in which the district is the trustee or agent for someone else's resources
<i>Required financial statements</i>	<ul style="list-style-type: none"> • Statement of net assets • Statement of activities 	<ul style="list-style-type: none"> • Balance sheet • Statement of revenues, expenditures & changes in fund balances 	<ul style="list-style-type: none"> • Statement of net assets • Statement of revenues, expenses and changes in fund net assets • Statement of cash flows 	<ul style="list-style-type: none"> • Statement of fiduciary net assets • Statement of changes in fiduciary net assets
<i>Accounting basis and measurement focus</i>	Accrual accounting and economic resources focus	Modified accrual accounting and current financial resources focus	Accrual accounting and economic resources focus	Accrual accounting and economic resources focus
<i>Type of asset/liability information</i>	All assets and liabilities, both financial and capital, short-term and long-term	Only assets expected to be used up and liabilities that come due during the year or soon thereafter; no capital assets included	All assets and liabilities, both financial and capital, and short-term and long-term	All assets and liabilities, both short-term and long-term; the Agency's funds do not currently contain capital assets, although they can
<i>Type of inflow/outflow information</i>	All revenues and expenses during year, regardless of when cash is received or paid	Revenues for which cash is received during or soon after the end of the year; expenditures when goods or services have been received and payment is due during the year or soon thereafter	All revenues and expenses during year, regardless of when cash is received or paid	All revenues and expenses during year, regardless of when cash is received or paid

**GREENVILLE INDEPENDENT SCHOOL DISTRICT
MANAGEMENT'S DISCUSSION AND ANALYSIS
YEAR ENDED JUNE 30, 2024**

- **Proprietary funds**—Services for which the District charges customers a fee are generally reported in proprietary funds. Proprietary funds, like the government-wide statements, provide both long-term and short-term financial information. We use internal service funds to report activities that provide supplies and services for the District's other programs and activities.
- **Fiduciary funds**—The District is the trustee, or fiduciary, for certain funds. The District is responsible for ensuring that the assets reported in these funds are used for their intended purposes. All of the District's fiduciary activities are reported in a separate statement of fiduciary net position. We exclude these activities from the District's government-wide financial statements because the District cannot use these assets to finance its operations.

FINANCIAL ANALYSIS OF THE DISTRICT AS A WHOLE

The District's combined net position was \$ 29,816,126 at June 30, 2024.

Greenville Independent School District's Net Position			Table A-1
	Governmental Activities		Total Percentage Change 2023-2024
	2024	2023	
Assets:			
Cash and Investments	\$ 28,091,526	\$ 42,150,713	-33.35%
Other Assets	13,625,441	10,098,843	34.92%
Capital Assets less Accumulated Depreciation	91,502,870	88,071,433	3.90%
Total Assets	\$ 133,219,837	\$ 140,320,989	-5.06%
Total Deferred Outflows of Resources	\$ 23,929,104	\$ 29,339,374	-18.44%
Liabilities:			
Current Liabilities	\$ 7,118,845	\$ 5,791,801	22.91%
Long-term Liabilities	100,668,579	118,917,448	-15.35%
Total Liabilities	\$ 107,787,424	\$ 124,709,249	-13.57%
Total Deferred Inflows of Resources	\$ 19,545,391	\$ 21,809,748	-10.38%
Net Position:			
Net Investment in Capital Assets	\$ 18,878,503	\$ 10,871,320	73.65%
Restricted	4,716,314	9,921,003	-52.46%
Unrestricted	6,221,309	2,349,043	164.84%
Total Net Position	\$ 29,816,126	\$ 23,141,366	-28.84%

Approximately \$ 2,984,844 of the District's restricted net position represent funds for debt retirement. Unrestricted net position represents resources available to fund the programs of the District next year.

CHANGES IN NET POSITION

The District's total revenues were \$ 86,541,652. 42% of the District's revenue comes from property taxes (See Table A-3). 53% comes from state aid and federal grants, while only 3% relates to charges for services and other miscellaneous revenues, including investment earnings.

The total cost of all programs and services was \$ 79,067,459. 54% of these costs are for instruction and instructional related staff and student services.

The District's base tax collection percentage rate (current and delinquent – base tax only) was 96.65%. The total tax collection percentage rate (base tax and penalty and interest) was 98.26%

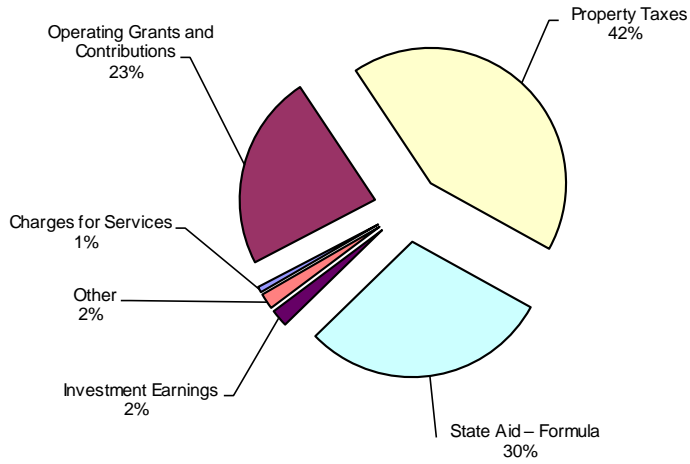
GREENVILLE INDEPENDENT SCHOOL DISTRICT
MANAGEMENT'S DISCUSSION AND ANALYSIS
YEAR ENDED JUNE 30, 2024

GOVERNMENTAL ACTIVITIES

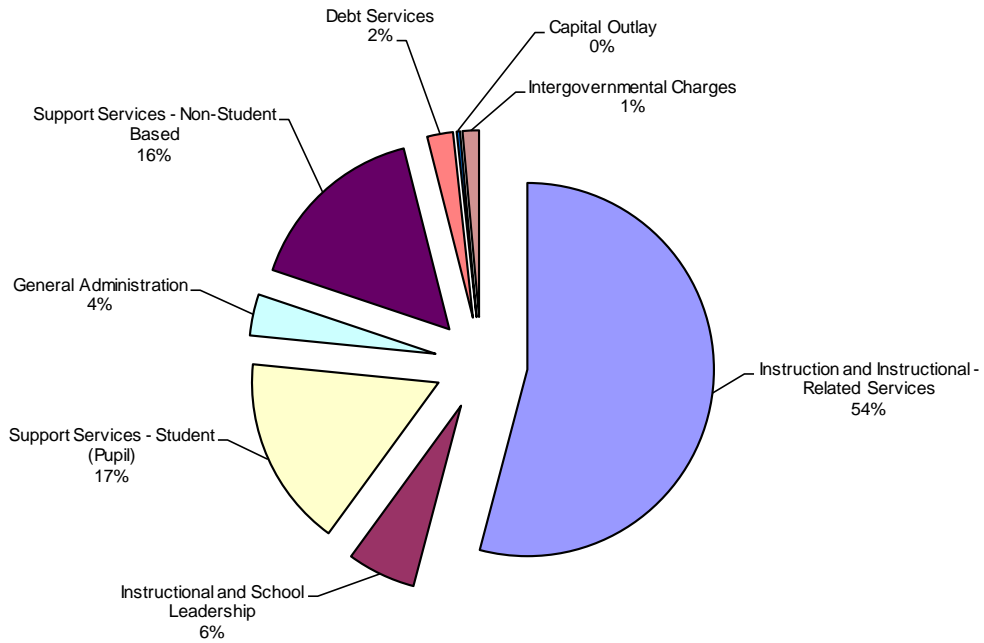
Changes in Greenville Independent School District's Net Position			Table A-2
	Governmental Activities		Total Percentage Change 2023-2024
	2024	2023	
Program Revenues:			
Charges for Services	\$ 594,407	\$ 914,398	-34.99%
Operating Grants and Contributions	20,164,349	17,559,609	14.83%
General Revenues:			
Property Taxes	36,682,407	39,568,615	-7.29%
State Aid – Formula	25,677,351	18,016,013	42.53%
Investment Earnings	1,790,652	1,102,298	62.45%
Other	1,632,486	356,465	357.97%
Total Revenues	<u>\$ 86,541,652</u>	<u>\$ 77,517,398</u>	11.64%
Expenses:			
Instruction	\$ 39,090,751	\$ 35,151,157	11.21%
Instructional Resources and Media Services	217,450	202,999	7.12%
Curriculum and Staff Development	3,475,949	2,696,411	28.91%
Instructional Leadership	1,047,404	957,865	9.35%
School Leadership	3,641,369	3,188,145	14.22%
Guidance, Counseling and Evaluation Services	3,024,936	2,334,665	29.57%
Social Work Services	84,126	78,585	7.05%
Health Services	627,944	559,109	12.31%
Student (Pupil) Transportation	2,648,994	2,324,332	13.97%
Food Services	3,971,369	4,167,210	-4.70%
Cocurricular/Extracurricular Activities	2,711,033	2,550,869	6.28%
General Administration	2,832,654	2,386,293	18.71%
Plant Maintenance and Operations	7,482,788	6,590,901	13.53%
Security and Monitoring Services	2,052,892	1,410,619	45.53%
Data Processing Services	2,811,284	2,516,552	11.71%
Community Services	229,020	215,765	6.14%
Debt Service	1,770,355	1,817,096	-2.57%
Capital Outlay	226,657	2,884,021	-92.14%
Payments for Shared Service Arrangements	316,056	263,001	20.17%
Other Intergovernmental Charges	804,428	729,469	10.28%
Total Expenses	<u>\$ 79,067,459</u>	<u>\$ 73,025,064</u>	8.27%
Excess (Deficiency) Before Other Resources, Uses and Transfers	<u>\$ 7,474,193</u>	<u>\$ 4,492,334</u>	66.38%
Increase (Decrease) in Net Position	<u>\$ 7,474,193</u>	<u>\$ 4,492,334</u>	66.38%
Net Position - Beginning (July 1)	\$ 23,141,366	\$ 18,649,032	24.09%
Prior Period Adjustment	(799,433)	-	0.00%
Net Position, Beginning, restated	<u>\$ 22,341,933</u>	<u>\$ 18,649,032</u>	-19.80%
Net Position - Ending (June 30)	<u>\$ 29,816,126</u>	<u>\$ 23,141,366</u>	28.84%

GREENVILLE INDEPENDENT SCHOOL DISTRICT
MANAGEMENT'S DISCUSSION AND ANALYSIS
YEAR ENDED JUNE 30, 2024

Sources of Revenue for Fiscal Year 2024 - See Table A-2



Functional Expenses for Fiscal Year 2024 - See Table A-2



GREENVILLE INDEPENDENT SCHOOL DISTRICT
MANAGEMENT'S DISCUSSION AND ANALYSIS
YEAR ENDED JUNE 30, 2024

- Table A-3 presents the cost of selected functions as well as each function's net cost (total cost less fees generated by the activities and intergovernmental aid). The net cost reflects what was funded by state revenues as well as local tax dollars.
- The cost of all governmental activities this year was \$ 79,067,461.
- However, the amount that our taxpayers paid for these activities through property taxes was \$ 36,682,407.
- Some of the cost was paid by those who directly benefited from the programs, \$ 880,649 or
- By grants and contributions, \$ 19,878,107.

Greenville Independent School District Net Cost of Selected District Functions						Table A-3
	Total Cost of Services		% Change Change	Net Cost of Services		% Change Change
	2024	2023		2024	2023	
Instruction	\$ 39,090,751	\$ 35,151,157	11.21%	\$ 27,178,301	\$ 23,762,088	14.38%
School Leadership	3,641,369	3,188,145	14.22%	3,141,104	3,054,117	2.85%
General Administration	2,832,654	2,386,293	18.71%	2,711,590	2,366,307	14.59%
Facilities Maintenance and Operations	7,482,788	6,590,901	13.53%	7,047,055	6,358,401	10.83%
Debt Service	1,770,355	1,817,096	-2.57%	1,316,653	1,589,094	-17.14%

FINANCIAL ANALYSIS OF THE DISTRICT'S FUNDS

Revenues in the governmental funds totaled \$ 87,882,551. This represents an increase of \$ 8,389,440 from the prior year revenues of \$ 79,493,111. The change represents an increase in local and state revenues mostly due to changes in state funding procedures along with additional federal funding for pandemic related learning loss.

Expenditures in the governmental funds totaled \$ 87,630,790. This represents an increase of \$ 6,608,775 from the prior year expenditures of \$ 81,022,015. This increase includes generic operating cost increase as well as continued facility maintenance costs and improvements. Federal program expansion related to learning loss due to the pandemic continued to consume available resources.

GENERAL FUND BUDGETARY HIGHLIGHTS

Over the course of the year, the District revised its General Fund budget several times. With these adjustments, actual expenditures were \$ 127,353 below final budget amounts. The most significant positive variance resulted from reduced expenditures in the cocurricular/extracurricular with less than anticipated expenditures during the current year.

Resources available were \$ 2,571,991 more than the final General Fund budgeted amount. The most favorable variance was the result of more than anticipated state aid related to enrollment and attendance.

GREENVILLE INDEPENDENT SCHOOL DISTRICT
MANAGEMENT'S DISCUSSION AND ANALYSIS
YEAR ENDED JUNE 30, 2024

CAPITAL ASSETS AND DEBT ADMINISTRATION

CAPITAL ASSETS

At year-end, the District had invested \$ 168,027,712 in a broad range of capital assets, including land, equipment, buildings and vehicles (See Table A-4).

Greenville Independent School District's Capital Assets			Table A-4
	Governmental Activities		Total Percentage Change
	2024	2023	2023-2024
Land	\$ 1,592,652	\$ 1,592,652	0.00%
Construction in Progress	5,653,020	3,226,792	75.19%
Buildings and Improvements	145,097,224	141,543,845	2.51%
Vehicles	7,469,831	6,005,411	24.39%
Equipment	6,605,466	6,122,977	7.88%
Subscription Assets	424,734	-	100.00%
Right of Use Lease Assets	1,184,785	1,184,785	0.00%
Totals at Historical Cost	\$ 168,027,712	\$ 159,676,462	5.23%
Less Accumulated Depreciation	(76,524,842)	(71,605,029)	6.87%
Net Capital Assets	<u>\$ 91,502,870</u>	<u>\$ 88,071,433</u>	3.90%

DEBT

At year-end the District had \$ 65,806,923 in debt outstanding as shown in Table A-5. More detailed information about the District's debt is presented in the notes to the basic financial statements.

Bond Ratings -
The District's bonds presently carry "AAA" ratings.

Greenville Independent School District's Debt			Table A-5
	2024	2023	Total Percentage Change
	2024	2023	2023-2024
Bonds Payable	\$ 49,850,000	\$ 68,125,000	-26.83%
Direct Borrowings Payable	8,861,411	9,213,466	-3.82%
Right of Use Lease Payable	375,283	648,356	-42.12%
Other Debt Payable	6,720,229	7,048,291	-4.65%
Total Debt Payable	<u>\$ 65,806,923</u>	<u>\$ 85,035,113</u>	-22.61%

GREENVILLE INDEPENDENT SCHOOL DISTRICT
MANAGEMENT'S DISCUSSION AND ANALYSIS
YEAR ENDED JUNE 30, 2024

ECONOMIC FACTORS AND NEXT YEAR'S BUDGET AND RATES

The District's property valuation has continued to increase as economic conditions have improved following the Covid pandemic. This has provided stable tax revenues to the District. Local property tax rates for maintenance and operations are restricted by statute to \$.97, without local elections. In prior years, the State Legislature passed House Bill 2 (HB2) which included various changes to the property tax rate structure limiting school districts' opportunities for tax modifications and requires compressing the rates charged to taxpayers. During the latest special session of the Texas Legislature, the bodies passed Senate Bill 2 (SB2) which provides a mandatory increase in the homestead exemption to \$100,000. The measure was approved and implemented in the 2024 fiscal year. This and additional changes required under SB2 could impact the District's financial operations, including cash flows.

The State has increased funding levels for the 2023 - 2025 biennium, which will affect the revenue levels of the District. The level of funding per attendance credits increased but the tax rate compression and expanded homestead exemption will reduce the local effort for revenues. This reduction is to be funded by the State in its annual foundation support. With these changes in funding, the District anticipates monitoring expenditure levels to ensure financial stability remains strong.

Student population has remained at a steady historical growth rate in the District. The economic outlook for the area is for growth to be fairly stable, as indicated by property value increases in prior years. Housing has not expanded at the rate of other north central Texas communities but is in a geographic position to see population growth. These economic conditions should allow the District to maintain constant funding and staffing levels in future years.

The State failed to modify the funding plan adopted along with HB2 in the 87th legislature. As a result, increased spending for personnel salaries and other operating costs has increased putting continued pressure on the finances of all school districts across the state. The District is monitoring these conditions and will continue to seek options to control spending and maintaining educational programs for its student population.

CONTACTING THE DISTRICT'S FINANCIAL MANAGEMENT

This financial report is designed to provide our citizens, taxpayers, customers, and investors and creditors with a general overview of the District's finances and to demonstrate the District's accountability for the money it receives. Questions concerning any of the information provided in this report or requests for additional information should be addressed to: Coy Martin, Chief Financial Officer, PO Box 1022, Greenville, TX 75401.

BASIC FINANCIAL STATEMENTS

GREENVILLE INDEPENDENT SCHOOL DISTRICT
STATEMENT OF NET POSITION
JUNE 30, 2024

Data Control Codes		1
		Governmental Activities
	ASSETS	
1110	Cash and Investments	\$ 28,091,526
1225	Property Taxes Receivable, Net	2,539,659
1240	Due from Other Governments	10,875,179
1290	Other Receivables, Net	185,229
1300	Inventories	25,374
	Capital Assets:	
1510	Land	1,592,652
1520	Buildings and Improvements, Net	77,992,987
1530	Furniture and Equipment, Net	5,320,240
1550	Right of Use Assets, Net	943,971
1580	Construction in Progress	5,653,020
1000	Total Assets	\$ 133,219,837
	DEFERRED OUTFLOWS OF RESOURCES	
1701	Deferred Outflows - Refunding	\$ 5,821,262
1705	Deferred Outflows - Pensions	11,191,494
1706	Deferred Outflows - OPEB	6,916,348
1700	Total Deferred Outflows of Resources	\$ 23,929,104
	LIABILITIES	
2110	Accounts Payable	\$ 2,038,829
2140	Interest Payable	406,319
2165	Accrued Liabilities	4,277,977
2180	Due to Other Governments	56,235
2300	Unearned Revenue	339,485
	Noncurrent Liabilities:	
2501	Due within one year	1,705,483
2502	Due in more than one year	64,251,440
2540	Net Pension Liability	24,329,267
2545	Net OPEB Liability	10,382,389
2000	Total Liabilities	\$ 107,787,424
	DEFERRED INFLOWS OF RESOURCES	
2605	Deferred Inflows - Pensions	\$ 1,834,098
2606	Deferred Inflows - OPEB	17,711,293
2600	Total Deferred Inflows of Resources	\$ 19,545,391
	NET POSITION	
3200	Net Investments in Capital Assets	\$ 18,878,503
	Restricted For:	
3820	Federal and State Programs	835,627
3850	Debt Service	2,984,844
3890	Other Purposes	895,843
3900	Unrestricted	6,221,309
3000	Total Net Position	\$ 29,816,126

The accompanying notes are an integral part of this statement.

GREENVILLE INDEPENDENT SCHOOL DISTRICT
STATEMENT OF ACTIVITIES
YEAR ENDED JUNE 30, 2024

		1	3	4	
					Net (Expense) Revenue and Changes in Net Position
			Program Revenues		
Data				Operating	
Control			Charges for	Grants and	Governmental
Codes	Functions/Programs	Expenses	Services	Contributions	Activities
	Governmental Activities:				
11	Instruction	\$ 39,090,751	\$ 149,890	\$ 11,762,560	\$ (27,178,301)
12	Instructional Resources and Media Services	217,450	97	108,174	(109,179)
13	Curriculum and Staff Development	3,475,949	5,382	878,723	(2,591,844)
21	Instructional Leadership	1,047,404	3,142	51,295	(992,967)
23	School Leadership	3,641,369	9,974	490,291	(3,141,104)
31	Guidance, Counseling and Evaluation Services	3,024,936	7,896	506,752	(2,510,288)
32	Social Work Services	84,126	258	5,111	(78,757)
33	Health Services	627,944	1,370	90,996	(535,578)
34	Student Transportation	2,648,994	6,590	888,356	(1,754,048)
35	Food Services	3,971,369	286,242	2,926,945	(758,182)
36	Cocurricular/Extracurricular Activities	2,711,033	359,773	130,675	(2,220,585)
41	General Administration	2,832,654	8,411	112,653	(2,711,590)
51	Facilities Maintenance and Operations	7,482,788	29,265	406,468	(7,047,055)
52	Security and Monitoring Services	2,052,892	4,480	404,348	(1,644,064)
53	Data Processing Services	2,811,284	7,622	204,342	(2,599,320)
61	Community Services	229,020	209	155,005	(73,806)
72	Interest on Long-term Debt	1,595,440	-	453,702	(1,141,738)
73	Debt Issuance Costs and Fees	174,915	-	-	(174,915)
81	Capital Outlay	226,657	-	-	(226,657)
93	Payments for Shared Service Arrangements	316,056	48	301,711	(14,297)
99	Other Intergovernmental Charges	804,428	-	-	(804,428)
TG	Total Governmental Activities	\$ 79,067,459	\$ 880,649	\$ 19,878,107	\$ (58,308,703)
TP	Total Primary Government	\$ 79,067,459	\$ 880,649	\$ 19,878,107	\$ (58,308,703)
General Revenues:					
MT	Property Taxes, Levied for General Purpose				\$ 25,672,094
DT	Property Taxes, Levied for Debt Service				11,010,313
IE	Investment Earnings				1,790,652
GC	Grant and Contributions Not Restricted to Specific Programs				25,677,351
MI	Miscellaneous				1,632,486
TR	Total General Revenues				\$ 65,782,896
CN	Change in Net Position				\$ 7,474,193
NB	Net Position - Beginning (July 1)				23,141,366
PA	Prior Period Adjustment				(799,433)
NB	Net Position - Beginning, restated				22,341,933
NE	Net Position - Ending (June 30)				\$ 29,816,126

The accompanying notes are an integral part of this statement.

GREENVILLE INDEPENDENT SCHOOL DISTRICT
BALANCE SHEET - GOVERNMENTAL FUNDS
JUNE 30, 2024

Data Control Codes	10 General Fund	50 Debt Service Fund	60 Capital Projects Funds	Other Governmental Funds	98 Total Governmental Funds
ASSETS					
1110 Cash and Investments	\$ 20,087,426	\$ 2,639,824	\$ 4,043,772	\$ -	\$ 26,771,022
1225 Property Taxes Receivable, Net	1,909,582	630,077	-	-	2,539,659
1240 Due from Other Governments	7,511,341	10,378	-	3,353,461	10,875,180
1290 Other Receivables	129,766	55,463	-	-	185,229
1300 Inventories	25,374	-	-	-	25,374
1000 Total Assets	\$ 29,663,489	\$ 3,335,742	\$ 4,043,772	\$ 3,353,461	\$ 40,396,464
LIABILITIES					
Current Liabilities:					
2110 Accounts Payable	\$ 836,011	\$ -	\$ 984,713	\$ 338,116	\$ 2,158,840
2160 Accrued Wages Payable	3,780,998	-	-	496,979	4,277,977
2180 Due to Other Governments	-	-	-	56,235	56,235
2300 Unearned Revenues	-	-	-	339,485	339,485
2000 Total Liabilities	\$ 4,617,009	\$ -	\$ 984,713	\$ 1,230,815	\$ 6,832,537
DEFERRED INFLOWS OF RESOURCES					
2610 Deferred Property Taxes	\$ 1,909,582	\$ 630,077	\$ -	\$ -	\$ 2,539,659
2600 Total Deferred Inflows of Resources	\$ 1,909,582	\$ 630,077	\$ -	\$ -	\$ 2,539,659
FUND BALANCES					
Nonspendable Fund Balances:					
3410 Inventories	\$ 25,374	\$ -	\$ -	\$ -	\$ 25,374
Restricted Fund Balances:					
3450 Federal/State Funds Grants	-	-	-	1,087,952	1,087,952
3480 Retirement of Long-Term Debt	-	2,705,665	-	-	2,705,665
3490 Other Restrictions of Fund Balance	-	-	3,059,059	742,719	3,801,778
Committed Fund Balance:					
3545 Other Committed Fund Balance	-	-	-	291,975	291,975
Assigned Fund Balances:					
3590 Other Assigned Fund Balance	2,000,000	-	-	-	2,000,000
3600 Unassigned	21,111,524	-	-	-	21,111,524
3000 Total Fund Balances	\$ 23,136,898	\$ 2,705,665	\$ 3,059,059	\$ 2,122,646	\$ 31,024,268
4000 Total Liabilities, Deferred Inflows of Resources and Fund Balances	\$ 29,663,489	\$ 3,335,742	\$ 4,043,772	\$ 3,353,461	\$ 40,396,464

The accompanying notes are an integral part of this statement.

GREENVILLE INDEPENDENT SCHOOL DISTRICT
RECONCILIATION OF THE BALANCE SHEET (GOVERNMENTAL FUNDS)
TO THE STATEMENT OF NET POSITION
JUNE 30, 2024

Total fund balances - Balance Sheet (governmental funds)	\$	31,024,268
--	----	------------

Amounts reported for governmental activities in the statement
of net position are different because:

Capital assets used in governmental activities are not reported in the funds.	90,558,899
Property taxes receivable unavailable to pay for current period expenditures are deferred in the funds.	2,539,659
The assets and liabilities of internal service fund are included in governmental activities in the SNP.	1,440,515
Payables for bond principal which are not due in the current period are not reported in the funds.	(50,000,000)
Payables for right of use leases which are not due in the current period are not reported in the funds.	(375,283)
Payables for bond interest which are not due in the current period are not reported in the funds.	(406,319)
Payable for direct borrowings which are not due in the current period are not reported in the funds.	(8,861,411)
Other long-term assets are not available to pay for current period expenditures and are deferred in the funds.	5,821,262
Recognition of the District's proportionate share of the net pension liability is not reported in the funds.	(24,329,267)
Deferred Resource Inflows related to the pension plan are not reported in the funds.	(1,834,098)
Deferred Resource Outflows related to the pension plan are not reported in the funds.	11,191,494
Bond premiums are amortized in the SNA but not in the funds.	(6,475,138)
Recognition of the District's proportionate share of the net OPEB liability is not reported in the funds.	(10,382,389)
Deferred Resource Inflows related to the OPEB plan are not reported in the funds.	(17,711,293)
Deferred Resource Outflows related to the OPEB plan are not reported in the funds.	6,916,348
Right-to-use lease assets used in governmental activities are not reported in the funds.	578,228
Subscription assets used in the governmental activities are not report in the funds.	365,743
Payables for subscriptions which are not due in the current period are not report in the funds.	<u>(245,092)</u>

Net position of governmental activities - Statement of Net Position	\$	<u>29,816,126</u>
---	----	-------------------

The accompanying notes are an integral part of this statement.

GREENVILLE INDEPENDENT SCHOOL DISTRICT
STATEMENT OF REVENUES, EXPENDITURES AND CHANGES
IN FUND BALANCES - GOVERNMENTAL FUNDS
YEAR ENDED JUNE 30, 2024

Data Control Codes	10 General Fund	50 Debt Service Fund	60 Capital Projects Funds	Other Governmental Funds	98 Total Governmental Funds
REVENUES					
5700 Local and Intermediate Sources	\$ 27,167,299	\$ 11,212,995	\$ 459,955	\$ 809,505	\$ 39,649,754
5800 State Program Revenues	28,459,307	453,702	-	863,753	29,776,762
5900 Federal Program Revenues	892,773	-	-	17,563,262	18,456,035
5020 Total Revenues	\$ 56,519,379	\$ 11,666,697	\$ 459,955	\$ 19,236,520	\$ 87,882,551
EXPENDITURES					
Current:					
0011 Instruction	\$ 27,081,964	\$ -	\$ -	\$ 9,700,824	\$ 36,782,788
0012 Instructional Resources and Media Services	32,184	-	-	109,261	141,445
0013 Curriculum and Staff Development	1,793,758	-	-	1,682,234	3,475,992
0021 Instructional Leadership	1,046,314	-	-	20,591	1,066,905
0023 School Leadership	3,320,548	-	-	331,847	3,652,395
0031 Guidance, Counseling and Evaluation Services	2,629,760	-	-	421,254	3,051,014
0032 Social Work Services	85,000	-	-	1,222	86,222
0033 Health Services	456,731	-	-	163,702	620,433
0034 Student Transportation	2,191,966	-	657,350	766,260	3,615,576
0035 Food Services	-	-	-	3,860,589	3,860,589
0036 Cocurricular/Extracurricular Activities	2,028,145	-	-	307,736	2,335,881
0041 General Administration	3,226,978	-	-	7,685	3,234,663
0051 Facilities Maintenance and Operations	6,543,658	-	-	1,025,261	7,568,919
0052 Security and Monitoring Services	1,521,900	-	12,750	507,630	2,042,280
0053 Data Processing Services	2,591,299	-	184,452	96,847	2,872,598
0061 Community Services	70,445	-	-	156,975	227,420
0071 Principal on Long-term Debt	681,258	2,790,000	-	130,991	3,602,249
0072 Interest on Long-term Debt	402,830	1,498,945	-	-	1,901,775
0073 Debt Issuance Cost and Fees	806	174,109	-	-	174,915
0081 Capital Outlay	35,265	-	6,160,982	-	6,196,247
0093 Payments for Shared Service Arrangements	14,609	-	-	301,447	316,056
0099 Other Intergovernmental Charges	804,428	-	-	-	804,428
6030 Total Expenditures	\$ 56,559,846	\$ 4,463,054	\$ 7,015,534	\$ 19,592,356	\$ 87,630,790
1100 Excess (Deficiency) of Revenues Over Expenditures	\$ (40,467)	\$ 7,203,643	\$ (6,555,579)	\$ (355,836)	\$ 251,761
OTHER FINANCING SOURCES (USES)					
7949 Subscription Proceeds	\$ 424,734	\$ -	\$ -	\$ -	\$ 424,734
7915 Transfers In	-	-	-	102,053	102,053
8911 Transfers Out	(102,053)	-	-	-	(102,053)
8849 Other Uses	-	(12,493,565)	-	-	(12,493,565)
7080 Net Other Financing Sources (Uses)	\$ 322,681	\$ (12,493,565)	\$ -	\$ 102,053	\$ (12,068,831)
1200 Net Changes in Fund Balances	\$ 282,214	\$ (5,289,922)	\$ (6,555,579)	\$ (253,783)	\$ (11,817,070)
Fund Balances - Beginning (July 1)	\$ 23,654,117	\$ 7,995,587	\$ 9,614,638	\$ 2,376,429	\$ 43,640,771
Prior Period Adjustment	(799,433)	-	-	-	(799,433)
0100 Fund Balances - Beginning, restated	\$ 22,854,684	\$ 7,995,587	\$ 9,614,638	\$ 2,376,429	\$ 42,841,338
3000 Fund Balances - Ending (June 30)	\$ 23,136,898	\$ 2,705,665	\$ 3,059,059	\$ 2,122,646	\$ 31,024,268

The accompanying notes are an integral part of this statement.

GREENVILLE INDEPENDENT SCHOOL DISTRICT
RECONCILIATION OF THE STATEMENT OF REVENUES, EXPENDITURES
AND CHANGES IN FUND BALANCE OF GOVERNMENTAL FUNDS
TO THE STATEMENT OF ACTIVITIES
YEAR ENDED JUNE 30, 2024

Net change in fund balances - total governmental funds \$ (11,817,070)

Amounts reported for governmental activities in the statement
of activities are different because:

Capital outlays are not reported as expenses in the SOA.	8,351,248
The depreciation of capital assets used in governmental activities is not reported in the funds.	(4,919,813)
Certain property tax revenues are deferred in the funds. This is the change in these amounts this period.	47,685
Expenses not requiring the use of current financial resources are not reported as expenditures on the funds.	12,585,314
Repayment of bond principal is an expenditure in the funds but is not an expense in the SOA.	2,790,000
Repayment of right of use lease principal is an expenditure in the funds but is not an expense in the SOA.	273,073
Repayment of direct borrowings principal is an expenditure in the funds but is not an expense in the SOA.	352,055
Repayment of subscription principal is an expenditure in the funds but is not an expense in the SOA.	179,643
(Increase) decrease in accrued interest expense from beginning of period to end of period.	222,064
The net revenue (expense) of internal service funds is reported with governmental activities.	487,123
Proceeds of subscriptions do not provide revenue in the SOA, But are reported as current resources in the funds.	(424,734)
Pension contributions in the CY are de-expended and recorded as deferred resources outflows.	1,474,063
Pension contributions deferred in the PY are expended in the CY.	(1,537,288)
Pension Expense is recorded in the SOA but not in the funds,	(2,834,982)
OPEB contributions in the CY are de-expended and recorded as deferred resource outflows.	327,564
OPEB contributions deferred in the PY are expended in the CY.	(341,341)
OPEB Expense is recorded in the SOA but not in the funds.	<u>2,259,589</u>
Change in net position of governmental activities - Statement of Activities	<u>\$ 7,474,193</u>

The accompanying notes are an integral part of this statement.

GREENVILLE INDEPENDENT SCHOOL DISTRICT
STATEMENT OF NET POSITION - PROPRIETARY FUNDS
JUNE 30, 2024

Data Control Codes		Nonmajor Internal Service Fund Insurance Fund
	ASSETS	
	Current Assets:	
1110	Cash and Investments	\$ 1,556,546
	Total Current Assets	\$ 1,556,546
1000	Total Assets	\$ 1,556,546
	LIABILITIES	
	Current Liabilities:	
2110	Accounts Payable	\$ 116,031
	Total Current Liabilities	\$ 116,031
2000	Total Liabilities	\$ 116,031
	NET POSITION	
3900	Unrestricted Net Position	\$ 1,440,515
3000	Total Net Position	\$ 1,440,515

The accompanying notes are an integral part of this statement.

GREENVILLE INDEPENDENT SCHOOL DISTRICT
STATEMENT OF REVENUES, EXPENDITURES AND CHANGES
IN NET POSITION - PROPRIETARY FUNDS
YEAR ENDED JUNE 30, 2024

<u>Data Control Codes</u>		Nonmajor Internal Service Fund <u>Insurance Fund</u>
	OPERATING REVENUES	
5700	Local and Intermediate Sources	<u>\$ 621,868</u>
5020	Total Revenues	<u>\$ 621,868</u>
	OPERATING EXPENSES	
6400	Other Operating Costs	<u>\$ 134,745</u>
6030	Total Expenses	<u>\$ 134,745</u>
1300	Change in Net Position	\$ 487,123
0100	Net Position - Beginning (July 1)	<u>953,392</u>
3000	Net Position - Ending (June 30)	<u><u>\$ 1,440,515</u></u>

The accompanying notes are an integral part of this statement.

GREENVILLE INDEPENDENT SCHOOL DISTRICT
STATEMENT OF CASH FLOWS - PROPRIETARY FUNDS
YEAR ENDED JUNE 30, 2024

	Nonmajor Internal Service Fund <u>Insurance Fund</u>
Cash Flows from Operating Activities:	
Cash Receipts from Quasi External Interfund Trasfers	\$ 621,868
Cash Payments for Reinsurance and Administration	(64,991)
Cash Payments for Claims	<u>(213,536)</u>
Net Cash Provided by (Used for) Operating Activities	<u>\$ 343,341</u>
Cash Flows from Capital and Other Related Financing Activities:	
NONE	
Cash Flows from Noncapital Financing Activities:	
NONE	
Cash Flows from Investing Activities:	
NONE	
Net Increase (Decrease) in Cash and Investments	\$ 343,341
Cash and Investments - Beginning (July 1)	<u>1,213,205</u>
Cash and Investments - Ending (June 30)	<u><u>\$ 1,556,546</u></u>
Reconciliation of Operating Income to Net Cash Provided by Operating Activities	
Operating Income (Loss)	\$ 487,123
Adjustments to Reconcile Operating Income to Net Cash Provided by Operating Activities:	
Increase (Decrease) in Claims Payable	<u>(143,782)</u>
Net Cash Provided by (Used for) Operating Activities	<u><u>\$ 343,341</u></u>

The accompanying notes are an integral part of this statement.

GREENVILLE INDEPENDENT SCHOOL DISTRICT
STATEMENT OF FIDUCIARY NET POSITION - FIDUCIARY FUNDS
JUNE 30, 2024

Data Control Codes		Private-Purpose	
		Trust	Custodial
		Funds	Funds
		Scholarship	Student
		Funds	Activity
	ASSETS		
1110	Cash and Investments	\$ 104,668	\$ 114,907
1800	Restricted Assets	181,640	-
1000	Total Assets	\$ 286,308	\$ 114,907
	LIABILITIES		
	Current Liabilities:		
2110	Accounts Payable	\$ -	\$ -
2000	Total Liabilities	\$ -	\$ -
	NET POSITION		
3800	Held in Trust	\$ 286,308	\$ -
	Restricted for:		
3900	Student Groups	-	114,907
3000	Total Net Position	\$ 286,308	\$ 114,907

The accompanying notes are an integral part of this statement.

GREENVILLE INDEPENDENT SCHOOL DISTRICT
STATEMENT OF CHANGES IN FIDUCIARY NET POSITION - FIDUCIARY FUNDS
YEAR ENDED JUNE 30, 2024

	Private-Purpose Trust Funds Scholarship Funds	Custodial Funds Student Activity
ADDITIONS		
Investment Earnings - Interest Revenue	\$ 13,293	\$ -
Fundraising Activities	<u>-</u>	<u>152,579</u>
Total Additions	<u>\$ 13,293</u>	<u>\$ 152,579</u>
DEDUCTIONS		
Student Activities	\$ -	\$ 156,418
Benevolence	<u>-</u>	<u>-</u>
Total Deductions	<u>\$ -</u>	<u>\$ 156,418</u>
Changes in Net Position	\$ 13,293	\$ (3,839)
Net Position - Beginning (July 1)	<u>273,015</u>	<u>118,746</u>
Net Position - Ending (June 30)	<u><u>\$ 286,308</u></u>	<u><u>\$ 114,907</u></u>

The accompanying notes are an integral part of this statement.

GREENVILLE INDEPENDENT SCHOOL DISTRICT
NOTES TO THE BASIC FINANCIAL STATEMENTS
YEAR ENDED JUNE 30, 2024

A. Summary of Significant Accounting Policies

The basic financial statements of the Greenville Independent School District (District) have been prepared in conformity with accounting principles generally accepted in the United States of America (GAAP) applicable to governmental units in conjunction with the Texas Education Agency's *Financial Accountability System Resource Guide (Guide)*. The Governmental Accounting Standards Board (GASB) is the accepted standard setting body for establishing governmental accounting and financial reporting principles.

1. Reporting Entity

The Board of School Trustees (Board), a seven member group, has governance responsibilities over all activities related to public elementary and secondary education within the jurisdiction of the District. The Board is elected by the public and as a body corporate has the exclusive power and duty to govern and oversee the management of the public schools of the District. All powers and duties not specifically delegated by statute to the Texas Education Agency (Agency) or to the State Board of Education are reserved for the Board, and the Agency may not substitute its judgment for the lawful exercise of those powers and duties by the Board. The District is not included in any other governmental "reporting entity" as defined by GASB in its Statement No. 14, "The Financial Reporting Entity." There are no component units included within the reporting entity.

The District receives funding from local, state, and federal government sources and must comply with the requirements of these funding source entities.

2. Basis of Presentation – Basis of Accounting

a. Basis of Presentation

Government-wide Statements – The statement of net position (SNA) and the statement of activities include the financial activities of the overall government, except for fiduciary activities. Eliminations have been made to minimize the double-counting of internal activities. Governmental activities generally are financed through taxes, intergovernmental revenues, and other nonexchange transactions.

The statement of activities (SOA) presents a comparison between direct expenses and program revenues for each function of the District's governmental activities. Direct expenses are those that are specifically associated with a program or function and, therefore, are clearly identifiable to a particular function. The District does not allocate indirect expenses in the statement of activities. Program revenues include (a) fees, fines, and charges paid by the recipients of goods or services offered by the programs and (b) grants and contributions that are restricted to meeting the operational or capital requirements of a particular program. Revenues that are not classified as program revenues, including all taxes, are presented as general revenues.

Fund Financial Statements – The fund financial statements provide information about the District's funds, with separate statements presented for each fund category. The emphasis of fund financial statements is on major governmental funds, each displayed in a separate column. All remaining governmental funds are aggregated and reported as nonmajor funds.

Proprietary fund operating revenues, such as charges for services, result from exchange transactions associated with the principal activity of the fund. Exchange transactions are those in which each party receives and gives up essentially equal values. Nonoperating revenues, such as subsidies and investment earnings, result from nonexchange transactions or ancillary activities.

The District reports the following major governmental funds:

General Fund – This is the District's primary operating fund. It accounts for all financial resources of the District except those required to be accounted for in another fund.

Debt Service Fund – This fund is used to account for the accumulation of resources for, and the payment of general long-term Debt principal, interest, and related costs.

GREENVILLE INDEPENDENT SCHOOL DISTRICT
NOTES TO THE BASIC FINANCIAL STATEMENTS
YEAR ENDED JUNE 30, 2024

A. Summary of Significant Accounting Policies (Continued)

Capital Projects Fund- This fund accounts for local funds set aside by the Board and are committed for future construction and improvement projects.

In addition, the District reports the following fund types:

Special Revenue Funds – The District accounts for resources restricted to or designated for specific purposes by the District or a grantor in a special revenue fund. Most Federal and some State financial assistance is accounted for in a special revenue fund, and sometimes unused balances must be returned to the grantor at the close of specified project years. The Board can commit specific types of resources to specific purposes which are included as special revenue funds.

Internal Service Funds – These funds are proprietary type funds. These funds are used to account for revenues and expenses related to services provided to parties inside the District. These funds facilitate distribution of support costs to the users of support services on a cost-reimbursement basis. Because the principal users of the internal services are the District's governmental activities, this fund type is included in the "Governmental Activities" column of the government-wide financial statements. The District uses internal service funds for self insured workers compensation activities.

Custodial Funds – These funds are reported in the fiduciary fund financial statements. These funds are used to report student activity funds and other resources held in a custodial capacity. Custodial funds typically involve only the receipt, temporary investment, and remittance of fiduciary resources to individuals, private organizations, or other governments

b. Measurement Focus – Basis of Accounting

Government-wide, Proprietary, and Fiduciary Fund Financial Statements – These financial statements are reported using the economic resources measurement focus. The government-wide and proprietary fund financial statements are reported using the accrual basis of accounting. Revenues are recorded when earned and expenses are recorded at the time liabilities are incurred, regardless of when the related cash flows take place. Nonexchange transactions, in which the District gives (or receives) value without directly receiving (or giving) equal value in exchange, include property taxes, grants, entitlements, and donations. On an accrual basis, revenue from property taxes is recognized in the fiscal year for which the taxes are levied. Revenue from grants, entitlements, and donations is recognized in the fiscal year in which all eligibility requirements have been satisfied.

Governmental Fund Financial Statements – Governmental funds are reported using the current financial resources measurement focus and the modified accrual basis of accounting. Under this method, revenues are recognized when measurable and available.

The District considers all revenues reported in the governmental funds to be available if the revenues are collected within sixty days after year-end. Revenues from local sources consist primarily of property taxes. Property tax revenues and revenues received from the State are recognized under the susceptible-to-accrual concept. Miscellaneous revenues are recorded as revenue when received in cash because they are generally measurable until actually received. Investment earnings are recorded as earned, since they are both measurable and available. Expenditures are recorded when the related fund liability is incurred, except for principal and interest on long-term debt, which are recognized as expenditures to the extent they have matured. Capital asset acquisitions are reported as expenditures in governmental funds. Proceeds of long-term debt and acquisitions under capital lease are reported as other financing sources.

When the District incurs an expenditure or expense for which both restricted and unrestricted resources may be used, it is the District's policy to use restricted resources first, then unrestricted resources.

GREENVILLE INDEPENDENT SCHOOL DISTRICT
NOTES TO THE BASIC FINANCIAL STATEMENTS
YEAR ENDED JUNE 30, 2024

A. Summary of Significant Accounting Policies (Continued)

3. Budgetary Data

The official budget was prepared for adoption for the general, food service and debt service funds. The following procedures are followed in establishing the budgetary data reflected in the basic financial statements:

- a. Prior to June 20 of the preceding fiscal year, the District prepares a budget for the next succeeding fiscal year beginning July 1.
- b. A meeting of the Board is called for the purpose of adopting the proposed budget with public notice given at least 10 days prior to the meeting.
- c. Prior to the expenditure of funds, the budget is adopted by the Board.

After adoption, the budget may be amended through action by the Board. Budget amendments are approved at the functional expenditure level. All amendments are before the fact and reflected in the official minutes of the Board. Budgets are controlled at the function level by personnel responsible for organizational financial reporting. All budget appropriations lapse at the year end. Budget amendments throughout the year were not significant.

4. Encumbrance Accounting

Encumbrances for goods or purchased services are documented by purchase orders or contracts. Under Texas law, appropriations lapse at June 30, and encumbrances outstanding at that time are to be either canceled or appropriately provided for in the subsequent year's budget.

End-of-year outstanding encumbrances that were provided for in the subsequent year's budget are:

General Fund	\$	-0-
Special Revenue Fund		-0-
Debt Service Fund		-0-
		<hr/>
Total	\$	<u>-0-</u>

4. Financial Statement Amounts

Cash and Investments

The District pools cash resources of its various funds in order to facilitate the management of cash. Cash applicable to a particular fund is readily identifiable. The balance in the pooled accounts is available to meet current operating requirements. Cash in excess of current requirements is invested in various interest-bearing securities and disclosed as a part of the District's cash and temporary investments.

For the purpose of the statement of cash flows, highly liquid investments are considered to be cash equivalents if they have a maturity of three months or less when purchased.

Fund Balance

Governmental funds utilize a fund balance presentation for equity. Fund balance is categorized as nonspendable, restricted, committed, assigned or unassigned.

Nonspendable fund balance – represents amounts that cannot be spent because they are either not in spendable form (such as inventory or prepaids) or legally required to remain intact (such as notes receivable or principal of a permanent fund).

Restricted fund balance – represents amounts with external constraints placed on the use of these resources (such as debt covenants, grantors, other governments, etc.) or imposed by enabling legislation. Restrictions may be changed or lifted only with the consent of resource providers.

Committed fund balance – represents amounts that can only be used for specific purposes imposed by a formal action of the District's highest level of decision-making authority, the Board. Committed resources cannot be used for any other purpose unless the Board removes or changes the specific use by taking the same formal action that imposed the constraint originally.

Assigned fund balance – represents amounts the District intends to use for specific purposes as expressed by the Board or an official delegated the authority. The Board has delegated the authority to assign fund balances to the Superintendent.

GREENVILLE INDEPENDENT SCHOOL DISTRICT
NOTES TO THE BASIC FINANCIAL STATEMENTS
YEAR ENDED JUNE 30, 2024

A. Summary of Significant Accounting Policies (Continued)

Unassigned fund balance – represents the residual classification for the general fund or deficit balances in other funds.

In circumstances where an expenditure is to be made for a purpose for which amounts are available in multiple fund balance classifications, the order in which resources will be expended is as follows: restricted fund balance, followed by committed fund balance, assigned fund balance, and lastly, unassigned fund balance.

The following schedule provides information about the specific fund balance classification by fund:

	General	Debt Service	Capital Projects	Other Governmental	Total
Nonspendable					
Inventory	\$ 25,374	\$ -	\$ -	\$ -	\$ 25,374
Restricted					
Child Nutrition Program	-	-	-	835,627	835,627
Retirement of Long Term Debt	-	2,705,665	-	-	2,705,665
Capital Projects	-	-	3,059,059	-	3,059,059
Deaf Education SSA	-	-	-	916,684	916,684
Dyslexia and Autism Grant	-	-	-	78,360	78,360
Committed					
Campus Activity Funds	-	-	-	291,975	291,975
Assigned					
Future Construction	2,000,000	-	-	-	2,000,000
Unassigned	21,111,524	-	-	-	21,111,524
Totals	<u>\$ 23,136,898</u>	<u>\$ 2,705,665</u>	<u>\$ 3,059,059</u>	<u>\$ 2,122,646</u>	<u>\$ 31,024,268</u>

Inventories

On government-wide financial statements, inventories are presented at cost using the weighted average method and are expensed when used. On fund financial statements, inventories of governmental funds are valued at cost. For all funds, cost is determined using the weighted average method, and are determined by physical count. Inventory in governmental funds consists of expendable supplies held for consumption. The cost is recorded as an expenditure at the time of purchase. Reported inventories in these funds are equally offset by a fund balance reserve, which indicates they do not represent available spendable resources.

Prepaid Items

Certain payments to vendors reflect cost applicable to future accounting years and are recorded as prepaid items. Prepaid items are recorded as expenditures when the items are consumed or occur.

Capital Assets

Purchased or constructed capital assets are reported at cost or estimated historical cost. Donated capital assets are recorded at their estimated fair value at the date of the donation. The cost of normal maintenance and repairs that do not add to the value of the asset or materially extend assets' lives are not capitalized. A capitalization threshold of \$ 10,000 is used.

Capital assets are being depreciated using the straight-line method over the following estimated useful lives:

Asset Class	Estimated Useful Lives
Buildings and Improvements	15-50
Vehicles	5-10
Other Equipment	3-15

Right of Use Assets and Liabilities

GASB Statement 87, *Leases* created new financial statement accounts "Right of Use" assets and similar offsetting liabilities. A "right of use" asset accounts for the net present value of future payments attached to a leased asset. Common examples of "Right of Use" assets are copiers, printers and other types of equipment that the District does not take ownership of but uses under the lease agreement. The assets value will be amortized over the life of the lease using a straight line method. The liability offsetting the "Right of Use" assets is presented as lease payable.

GREENVILLE INDEPENDENT SCHOOL DISTRICT
NOTES TO THE BASIC FINANCIAL STATEMENTS
YEAR ENDED JUNE 30, 2024

A. Summary of Significant Accounting Policies (Continued)

Subscription-Based Information Technology Arrangements (SBITA)

GASB Statement 96, *Subscription-Based Information Technology Arrangements* created new financial statement assets and offsetting liabilities. A SBITA asset accounts for the net present value of future payments required for right of use subscription assets. To the extent relevant, the standards for SIBTA's are based on the standards established by GASB Statement 87, *Leases*. A SBITA is defined as a contract that conveys control of the right of use of another party's information technology (software) as specified in the contract for a period of time in an exchange or exchange-like transaction. The asset will be amortized over the life of the contract allowing the use of the information technology over a straight line method. The asset is included in the financial statement caption right of use asset with the offsetting liability identified as SBITA payable.

Unearned Revenues

Unearned revenues include state funds received but have not been earned in the year. The balance will be earned in the future year and not returned as liabilities.

5. Deferred Outflows and Inflows of Resources

The District implemented GASB Statement Number 68, *Accounting and Financial Reporting for Pensions* and GASB Statement Number 75, *Accounting and Financial Reporting for Postemployment Benefits and Other Pensions*. In addition to assets and liabilities, the government-wide Statement of Net Position and governmental fund Balance Sheet report separate sections for deferred outflows and deferred inflows of resources. Deferred outflows of resources represent a consumption of net position/fund balance that applies to a future year and will not be recognized as an outflow of resources (expense/expenditure) until then. Deferred inflows of resources represent the acquisition of net position/fund balance that applies to a future year and will not be recognized as an inflow of resources (revenue) until that time. The District reports certain deferred inflows and outflows related to pensions on the government-wide Statement of Net Position. At the governmental fund level, earned but unavailable revenue is reported as a deferred inflow of resources.

The District also implemented GASB Statement Number 71, *Pension Transition for Contributions Made Subsequent to the Measurement Date*, which amends the transition provisions of GASB 68. GASB 71 requires that, at transition, governments recognize a beginning deferred outflow of resource for pension contributions made subsequent to the measurement date of the beginning Net Pension Liability. Implementation is reflected in the financial statements and the prior year adjustment.

6. Receivable and Payable Balances

The District believes that sufficient detail of receivable and payable balances is provided in the financial statements to avoid the obscuring of significant components by aggregation. Therefore, no disclosure is provided which disaggregates those balances.

There are no significant receivables which are not scheduled for collection within one year of year end.

7. Interfund Activities

Interfund activity results from loans, service provided, reimbursements or transfers between funds. Loans are reported as interfund receivables and payables as appropriate and are subject to elimination upon consolidation. Services provided, deemed to be at market or near market rates, are treated as revenues and expenditures or expenses. Reimbursements occur when one fund incurs a cost, charges the appropriate benefiting fund, and reduces its related cost as a reimbursement. All other interfund transactions are treated as transfers. Transfers In and Transfers Out are netted and presented as a single "Transfer" line on the government-wide statement of activities. Similarly, interfund receivables and payables are netted and presented as a single "Internal Balances" line of the government-wide statement of net position.

8. Vacation, Sick Leave, and Other Compensated Absences

District employees are entitled to certain compensated absences based on their length of employment. Sick leave accrues at various rates established by the State and adopted by the Board of Trustees. Sick leave vests, accumulates, and is recorded as expense as it is incurred. Sick leave is paid upon separation from the District.

GREENVILLE INDEPENDENT SCHOOL DISTRICT
NOTES TO THE BASIC FINANCIAL STATEMENTS
YEAR ENDED JUNE 30, 2024

A. Summary of Significant Accounting Policies (Continued)

9. Pensions

The fiduciary net position of the Teacher Retirement System of Texas (TRS) has been determined using the flow of economic resources measurement focus and full accrual basis of accounting. For purposes of measuring the net pension liability, deferred outflows of resources and deferred inflows of resources related to pensions, and pension expense, information about the fiduciary net position of the Teacher Retirement System of Texas (TRS) and additions to/ deductions from TRS's fiduciary net position have been determined on the same basis as they are reported by TRS. For this purpose, benefit payments (including refunds of employee contributions) are recognized when due and payable in accordance with the benefit terms. Investments are reported at fair value.

10. Other Post-Employment Benefits (OPEB)

The fiduciary net position of the Teacher Retirement System of Texas (TRS) TRS Care Plan has been determined using the flow of economic resources measurement focus and full accrual basis of accounting. This includes for purposes of measuring the net OPEB liability, deferred outflows of resources and deferred inflows of resources related to OPEB, OPEB expenses, and information about assets, liabilities and additions to/deductions from TRS Care's fiduciary net position. Benefit payments are recognized when due and payable in accordance with the benefit term. There are no investments as this a pay-as-you-go plan and all cash is held in a cash account.

11. Use of Estimates

The preparation of financial statements in conformity with GAAP requires the use of management's estimates and assumptions that affect certain reported amounts and disclosures. Accordingly, actual results could vary from these estimates.

12. New Accounting Pronouncements

The Governmental Accounting Standards Board (GASB) has issued various new accounting standards to better meet the information needed for users of financial statements by improving accounting and financial reporting. The GASB does this by issuing statements that cover various issues identified as needing additional clarification or direction to maintain standardization and comparability of financial information. During the year, the GASB issued no new standards. The following statements with varying effective dates noted are to be implemented in the coming periods:

Statement 99: *Omnibus 2024* (Effective upon issuance with some effective FY beginning after June 15, 2024)

Statement 100: *Accounting Changes and Error Corrections* (Effective FY beginning after June 15, 2024)

Statement 101: *Compensated Absences* (Effective FY beginning after December 15, 2024)

Statement 102: *Certain Risk Disclosures* (Effective FY beginning after June 15, 2024)

Statement 103: *Financial Reporting Model Improvements* (Effective FY beginning after June 15, 2025)

13. Data Control Codes

Data control codes refer to the account code structure prescribed by the Agency in the *Guide*. The Agency requires the District to display these codes in its financial statements filed with the Agency in order to ensure accuracy in building a statewide database for policy development and funding plans.

14. Accounting System

In accordance with Texas Education Code, Chapter 44, Subchapter A, the District adopted and implemented an accounting system which at least meets the minimum requirements prescribed by the State Board of Education and approved by the State Auditor. The District's accounting system uses codes and the code structure presented in the accounting code section of the *Guide*. Mandatory codes are utilized in the form provided in that section.

GREENVILLE INDEPENDENT SCHOOL DISTRICT
NOTES TO THE BASIC FINANCIAL STATEMENTS
YEAR ENDED JUNE 30, 2024

B. Deposits, Securities and Investments

Cash Deposits

The District's funds are deposited and invested under the terms of a depository contract. The contract requires the depository to pledge approved securities in an amount significant to protect the District's day-to-day balances. The pledge is waived only to the extent of the dollar amount of Federal Deposit Insurance District (FDIC) insurance. At year end, all District cash deposits appear to have been adequately covered by FDIC insurance or by pledged collateral held by the District or the depository in the District's name. The District's deposits appear to have been properly secured throughout the year.

Investments

The District's investment policies and types of investments are governed by the Public Funds Investment Act (PFIA). The Act requires specific training, reporting and establishment of local policies. The District appears to be in compliance with all the requirements of the Act.

The PFIA (Government Code Chapter 256) contains specific provisions in the areas of investment practices, management reports, and establishment of appropriate policies. Among other things, it requires a governmental entity to adopt, implement and publicize an investment policy. That policy must address the following areas (1) safety of principal and liquidity, (2) portfolio diversifications, (3) allowable investments, (4) acceptable risk level, (5) expected rates of return, (6) maximum allowable stated maturity of portfolio investments, (7) maximum average dollar-weighted maturity allowed based on the state maturity date of portfolio, (8) investment staff quality and capabilities, (9) and bid solicitation preference for certificates of deposit. Statutes authorize the District to invest in (1) obligations of the U.S. Treasury, certain U.S. agencies, and the State of Texas, (2) certificates of deposit, (3) certain municipal securities, (4) money market savings accounts, (5) repurchase agreements, (6) banker's acceptances, (7) mutual funds, (8) investment pools, (9) guaranteed investment contracts, (10) and common trust funds. The PFIA governs the District's investment policies and types of investments.

The District's management believes that it complies with the requirements of the PFIA and the District's investment policies.

District investments include investments in Certificates of Deposit, Lone Star Investment Pool, Texas CLASS and Municipal Bonds with TD Ameritrade. All investments are reported at fair value and are presented as cash and investments.

The following table lists the District's investments at year end:

	Fair Value/ Amortized Costs	Weighted Average Maturity (Days)	Credit Rating
Governmental Activities			
Investments:			
Money Market (Depository)	\$ 5,392,202	N/A	
Lone Star Investment Pool	17,908,031	27	
Texas CLASS	2,582,611	38	
Certificates of Deposit	250,000	N/A	
TD Ameritrade	<u>1,252,246</u>	N/A	Aaa
Total	<u>\$ 27,385,090</u>		

Lone Star Investment Pool

The Lone Star Investment Pool (Lone Star) is a public funds investment pool created pursuant to the Interlocal Cooperation Act, Texas Government Code, Chapter 791, and the PFIA, Texas Government Code, Chapter 2256. Lone Star is administered by First Public, a subsidiary of the Texas Association of School Boards (TASB), with Standish and American Beacon Advisors managing the investment and reinvestment of Lone Star's assets. State Street Bank provides custody and valuation services to Lone Star. All of the board of trustees' eleven members are Lone Star participants by either being employees or elected officials of a participant. Lone Star has established an advisory board composed of both pool members and non-members. Lone Star is rated AAAM by Standard and Poor's. Lone Star has no limitations or restrictions on withdrawals. The District is invested in the Corporate Overnight Plus Fund of Lone Star. Lone Star has 3 different funds: Government Overnight, Corporate Overnight and Corporate Overnight Plus. Government and Corporate Overnight maintain a net asset value of one dollar and the Corporate Overnight Plus maintains a net Asset value of 50 cents. The Government Overnight and Corporate Overnight Funds value all investments at amortized cost and are operated in accordance with GASB 79. The Corporate Overnight Plus Fund values all investments at fair value and is operated in accordance with GASB 72.

GREENVILLE INDEPENDENT SCHOOL DISTRICT
NOTES TO THE BASIC FINANCIAL STATEMENTS
YEAR ENDED JUNE 30, 2024

B. Deposits, Securities and Investments (Continued)

Texas CLASS

In accordance with FASB guidance, Texas CLASS utilizes ASC "Fair Value Measurement and Disclosure" to define fair value, establish a framework for measuring fair value, and expand disclosure requirements regarding fair value measurements. ASC 820 does not require new fair value measurements, but is applied to the extent that other accounting pronouncements require or permit fair value measurements. This standard emphasizes what participants would use in pricing an asset or liability. Various inputs are used in determining the value of Texas CLASS's portfolio investments defined pursuant to this standard. All investments are categorized as Level 2 for the fair value hierarchy. Level 2 inputs are prices determined using other significant observable inputs. Observable inputs are inputs that reflect the assumptions market participants would use in pricing a security and are developed based on market data obtained from sources independent of the reporting entity.

TD Ameritrade

The District's investments with TD Ameritrade consists of certificates of deposits, municipal bonds, and FHLB-agency bonds. The municipal bonds are categorized as Level 2 for the fair value hierarchy. The fair value is obtained via a pricing method used by Bloomberg Professional Services whereby bonds with similar credit qualities, coupons, maturities, state locations, etc. are used to obtain a value for the portfolio bonds, as many of the bonds do not trade on a regular basis.

GASB Statement No. 40 requires a determination as to whether the District was exposed to the following specific investment risks at year end and if so, the reporting of certain related disclosures:

a. Credit Risk

Credit risk is the risk that an issuer or other counterparty to an investment will not fulfill its obligations. The ratings of securities by nationally recognized agencies are designed to give an indication of credit risk. At year end, the District was not significantly exposed to credit risk.

b. Custodial Credit Risk

Deposits are exposed to custodial credit risk if they are not covered by depository insurance and the deposits are uncollateralized, collateralized with securities held by the pledging financial institution, or collateralized with securities held by the pledging financial institution's trust department or agent but not in the District's name.

Investment securities are exposed to custodial risk if the securities are uninsured, are not registered in the name of the government, and are held by either the counterparty or the counterparty's trust department or agent but not in the Districts' name. At year end, the District was not exposed to custodial credit risk.

The largest combined balances of cash, saving and time deposit accounts amounted to \$ 10,259,522 and occurred in October 2023. The market value of bonds or other securities used to secure cash on the date of the highest combined cash balance was \$ 15,089,970. The total amount of FDIC coverage at the time of the highest combined balance was \$ 500,000. American National Bank of Texas, Terrell, Texas, is the District's depository.

c. Concentration of Credit Risk

This risk is the risk of loss attributed to the magnitude of a government's investment in a single issuer. At year end, the District was not exposed to concentration of credit risk.

d. Interest Rate Risk

This is the risk that changes in interest rates will adversely affect the fair value of an investment. District investments are limited to short term maturities to limit any potential interest rate risk. At year end, the District was not exposed to interest rate risk.

e. Foreign Currency Risk

This is the risk that exchange rates will adversely affect the fair value of an investment. State statutes do not allow for foreign investments thus eliminating foreign currency rate risk. The District was not exposed to foreign currency risk.

GREENVILLE INDEPENDENT SCHOOL DISTRICT
NOTES TO THE BASIC FINANCIAL STATEMENTS
YEAR ENDED JUNE 30, 2024

B. Deposits, Securities and Investments (Continued)

f. Fair Value Measurements

The District categorizes its fair value measurements with the fair value hierarchy established by generally accepted accounting principles. The hierarchy is based on the valuation inputs used to measure the fair value of the assets. Level 1 inputs are quoted prices in active markets for identical assets; Level 2 inputs are significant other observable inputs; Level 3 inputs are significant unobservable inputs. Investments that are measured at fair value using the net asset value per share (or equivalent) as practical expedient are not classified in the fair value hierarchy below.

In instances where inputs used to measure fair value fall into different levels in the above fair value hierarchy, fair value measurements in their entirety are categorized based on the lowest level input that is significant to the valuation. The District's assessment of the significance of particular inputs to these fair value measurements require judgement and considers factors specific to each asset or liability.

C. Property Taxes

Property taxes are levied by October 1, in conformity with Subtitle E, Texas Property Tax Code. Taxes are due on receipt of the tax bill and are delinquent if not paid before February 1 of the year following the October 1 levy date. On January 1 of each year, a tax lien attaches to property to secure the payment of all taxes, penalties and interest ultimately imposed. Property tax revenues are considered available when collected within the current year or expected to be collected soon enough thereafter to be used to pay liabilities of the current year.

Property taxes are prorated between maintenance and debt service based on rates adopted for the year of the levy. Allowances for uncollectibles within the General and Debt Service Funds are based upon historical experience in collecting property taxes. Section 33.05, Property Tax Code, requires the tax collector for the District to cancel and remove from the delinquent tax rolls a tax on real property that has been delinquent for more than 20 years or a tax on personal property that has been delinquent for more than 10 years. Delinquent taxes meeting these criteria may not be canceled if litigation concerning these taxes is pending.

The District levied taxes on property within the District at \$ 0.6792 to fund general operations and \$ 0.2900 for the payment of principal and interest on long-term debt. The rates were levied on property assessed totaling \$ 3,846,293,232. The District contracts with a tax attorney for the collection of all delinquent taxes. Delinquent taxes are subject to both penalty and interest plus a 20% delinquent tax attorney collection fee.

D. Capital Assets

Capital asset activities during the year were as follows:

	Beginning Balances	Increases	Decreases	Ending Balances
<u>Governmental Activities:</u>				
Capital Assets not being depreciated:				
Land	\$ 1,592,652	\$ -	\$ -	\$ 1,592,652
Construction in Progress	3,226,792	5,653,020	3,226,792	5,653,020
Total Capital Assets not being depreciated	\$ 4,819,444	\$ 5,653,020	\$ 3,226,792	\$ 7,245,672
Capital Assets being depreciated:				
Buildings and Improvements	\$ 141,543,845	\$ 3,553,379	\$ -	\$ 145,097,224
Vehicles	6,005,411	1,464,420	-	7,469,831
Equipment	6,122,977	482,489	-	6,605,466
Right of Use Lease Assets	1,184,785	-	-	1,184,785
Subscription Assets	-	424,734	-	424,734
Total Capital Assets being depreciated	\$ 154,857,018	\$ 5,925,022	\$ -	\$ 160,782,040
Less Accumulated Depreciation for:				
Buildings and Improvements	\$ 63,307,334	\$ 3,796,903	\$ -	\$ 67,104,237
Vehicles	3,987,800	431,461	-	4,419,261
Equipment	3,982,423	353,373	-	4,335,796
Right of Use Lease Assets	327,472	279,085	-	606,557
Subscription Assets	-	58,991	-	58,991
Total Accumulated Depreciation	\$ 71,605,029	\$ 4,919,813	\$ -	\$ 76,524,842
Total Capital Assets being depreciated, net	\$ 83,251,989	\$ 1,005,209	\$ -	\$ 84,257,198
Governmental Activities Capital Assets, net	\$ 88,071,433	\$ 6,658,229	\$ 3,226,792	\$ 91,502,870

GREENVILLE INDEPENDENT SCHOOL DISTRICT
NOTES TO THE BASIC FINANCIAL STATEMENTS
YEAR ENDED JUNE 30, 2024

D. Capital Assets (Continued)

Depreciation and amortization was charged to governmental activities functions as follows:

Instruction	\$ 3,200,938
Guidance, Counseling and Evaluation Services	141,805
Health Services	19,748
Student (Pupil) Transportation	392,281
Food Services	290,875
Co-curricular/Extracurricular Activities	404,746
General Administration	73,848
Plant Maintenance and Operations	303,719
Security and Monitoring Services	69,076
Data Processing	22,777
Total	<u>\$ 4,919,813</u>

E. Long-term Obligations

Long-term Obligation Activity

Long-term obligation activities during the year were as follows:

	Beginning Balance	Increases	Decreases	Ending Balance	Amounts Due Within One Year
<u>Governmental Activities:</u>					
General Obligation Bonds	\$ 68,125,000	\$ -	\$ 18,275,000	\$ 49,850,000	\$ 955,000
Direct Borrowings Payable	9,213,466	-	352,055	8,861,411	341,213
Right of Use Lease Payable	648,356	-	273,073	375,283	287,478
Subscription Payable	-	424,734	179,643	245,091	121,792
Bond Premium (Discount)	7,048,291	-	573,153	6,475,138	-
Total Governmental Activities	<u>\$ 85,035,113</u>	<u>\$ 424,734</u>	<u>\$ 19,652,924</u>	<u>\$ 65,806,923</u>	<u>\$ 1,705,483</u>

Bonds

The District has issued various series of general obligation bonds to fund facility construction and improvements. Bonds mature at various times with varying rates of interest. The bonds issued require the District to levy an ad valorem tax annually to retire the current maturities. The District is required to make semi-annual interest payments along with annual principal payments.

The following bonded debt issues are outstanding at year end:

Description	Interest Rate	Original Amount	Outstanding Balance
Unlimited Tax Refunding Bonds, Series 2020	2.147%	\$ 62,535,000	<u>\$ 49,850,000</u>
Totals			<u>\$ 49,850,000</u>

Maturity requirements on bonded debt at year end are as follows:

Year Ending June 30	Principal	Interest	Total Requirements
2025	\$ 955,000	\$ 935,728	\$ 1,890,728
2026	970,000	928,040	1,898,040
2027	2,795,000	918,340	3,713,340
2028	2,830,000	887,595	3,717,595
2029	2,870,000	849,758	3,719,758
2030-2034	15,065,000	3,562,361	18,627,361
2035-2039	16,600,000	2,079,366	18,679,366
2040-2044	7,765,000	310,598	8,075,598
Totals	<u>\$ 49,850,000</u>	<u>\$ 10,471,786</u>	<u>\$ 60,321,786</u>

GREENVILLE INDEPENDENT SCHOOL DISTRICT
NOTES TO THE BASIC FINANCIAL STATEMENTS
YEAR ENDED JUNE 30, 2024

E. Long-term Obligations (Continued)

There are a number of limitations and restrictions contained in the general obligation bond indentures. The District appears to be in compliance with all significant limitations and restrictions as of year end.

Direct Borrowings

The District issued various agreements identified here as direct borrowings. Direct borrowings include loans, leases that transfer ownership, maintenance tax notes and other financing arrangements.

The terms included in the agreements require annual payments of principal and interest at the rate presented below. Generally, the terms are for a maximum of 10 years with some agreements less. All agreements will mature and be retired before the 2034 fiscal period.

The following schedule lists personal property acquired through direct borrowings:

Description	Interest Date	Agreement Date	Original Amount	Outstanding Balance
Maintenance Tax Notes, Series 2010	5.46%	10/15/2010	\$ 3,050,000	\$ 400,000
American National Bank - Buses	3.50%	8/25/2020	395,971	166,800
American National Bank - Buses	6.586%	1/27/2023	487,520	419,611
Maintenance Tax Notes - Series 2023	4.00%	6/22/2023	7,875,000	7,875,000
Totals				<u>\$8,861,411</u>

Maturity requirement on the direct borrowings at year end are as follows:

Year Ending June 30	Principal	Interest	Total Requirements
2025	\$ 341,213	\$ 367,680	\$ 708,893
2026	928,041	349,933	1,277,974
2027	957,340	311,370	1,268,710
2028	996,775	271,335	1,268,110
2029	1,036,502	229,608	1,266,110
2030-2034	4,601,540	471,371	5,072,911
Totals	<u>\$ 8,861,411</u>	<u>\$ 2,001,297</u>	<u>\$ 10,862,708</u>

Right of Use Leases

The District executed various agreements identified here as leases. Leases are obligations that represent the net present value of the obligations to be paid over a specified term and do not transfer ownership.

The District executed agreements for the use of copiers at various locations throughout the District. The various agreements require monthly payments over the term of the agreement. The lease obligations incur an implicit rate of interest as noted below. The detailed schedule of the life and outstanding lease obligations are presented below:

Description	Interest Date	Agreement Date	Term	Original Amount	Outstanding Balance
Xerox Financial - Copiers	11.75%	8/5/2022	48 Months	\$ 278,390	\$ 215,729
Insight Investments - Chromebooks	3.10%	6/1/2022	3 years	866,467	159,554
Totals					<u>\$ 375,283</u>

GREENVILLE INDEPENDENT SCHOOL DISTRICT
NOTES TO THE BASIC FINANCIAL STATEMENTS
YEAR ENDED JUNE 30, 2024

E. Long-term Obligations (Continued)

Maturity requirements on right of use lease liabilities at year end are as follows:

Year Ending June 30	Principal	Interest	Total Requirements
2025	\$ 287,478	\$ 21,654	\$ 309,132
2026	80,649	6,065	86,714
2027	7,156	-	7,156
Totals	<u>\$ 375,283</u>	<u>\$ 27,719</u>	<u>\$ 403,002</u>

Subscription – Based Information Technology Arrangements

The District executed various subscription – based information technology arrangements (SBITA) as defined by GASB Statement 96. The arrangements require annual payments for technology arrangements where the District utilized the products provided by the vendor. The District utilizes the items but has no ownership of the technology. The debt recorded is the net present value of the required payments over the life of the arrangements. The following schedule provides information on the subscription arrangements including interest rate, maturity date and outstanding balance:

Description	Interest Date	Agreement Date	Term	Original Amount	Outstanding Balance
Docunav - Laserfiche	9.00%	4/15/2024	36 Months	\$ 424,734	<u>\$ 245,091</u>
Totals					<u>\$ 245,091</u>

Maturity requirements on the subscription liabilities at year end are as follows:

Year Ending June 30	Principal	Interest	Total Requirements
2025	\$ 121,792	\$ 22,058	\$ 143,850
2026	123,299	11,097	134,396
Totals	<u>\$ 245,091</u>	<u>\$ 33,155</u>	<u>\$ 278,246</u>

F. Defined Benefits Pension Plan

1. Plan Description

The District participates in a cost-sharing multiple-employer defined benefit pension that has a special funding situation. The plan is administered by the Teacher Retirement System of Texas (TRS). It is a defined benefit pension plan established and administered in accordance with the Texas Constitution, Article XVI, Section 67 and Texas Government Code, Title 8, Subtitle C. The pension trust fund is a qualified pension trust under Section 401(a) of the Internal Revenue Code. The Texas Legislature establishes benefits and contribution rates within the guidelines of the Texas Constitution. The pension's Board of Trustees does not have the authority to establish or amend benefit terms.

All employees of public, state-supported educational institutions in Texas who are employed for one-half or more of the standard workload and who are not exempted from membership under Texas Government Code, Title 8, Section 822.002 are covered by the system.

GREENVILLE INDEPENDENT SCHOOL DISTRICT
NOTES TO THE BASIC FINANCIAL STATEMENTS
YEAR ENDED JUNE 30, 2024

F. Defined Benefits Pension Plan (Continued)

2. *Pension Plan Fiduciary Net Position*

Detailed information about the System's fiduciary net position is available in a separately issued Annual Comprehensive Financial Report(ACFR) that includes financial statements and required information. That report may be obtained on the internet at <http://www.trs.texas.gov/pages/about/publications.aspx>; by writing to TRS at 1000 Red River Street, Austin, TX 78701-2698; or by calling (512) 542-6592. The information provided in the Notes to the Financial Statements in the 2023 ACFR for TRS provides the following information regarding the Pension Plan fiduciary net position as of August 31, 2023, and 2022.

Net Pension Liability	2023	2022
Total Pension Liability	\$ 255,860,886,500	\$ 243,553,045,455
Less: Plan Fiduciary Net Position	<u>(187,170,535,558)</u>	<u>(184,185,617,196)</u>
Net Pension Liability	<u>\$ 68,690,350,942</u>	<u>\$ 59,367,428,259</u>
Net Position as percentage of Net Pension Liability	73.15%	75.62%

3. *Benefits Provided*

TRS provides service and disability retirement, as well as death and survivor benefits, to eligible employees (and their beneficiaries) of public and higher education in Texas. The pension formula is calculated using 2.3 percent (multiplier) times the average of the five highest annual creditable salaries times years of credited service to arrive at the annual standard annuity except for members who are grandfathered, the three highest annual salaries are used. The normal service retirement is at age 65 with 5 years of credited service or when the sum of the member's age and years of credited service equals 80 or more years. Early retirement is at age 55 with 5 years of service credit or earlier than 55 with 30 years of service credit. There are additional provisions for early retirement if the sum of the member's age and years of service credit total at least 80, but the member is less than age 60 or 62 depending on date of employment, or if the member was grandfathered in under a previous rule. There are no automatic post-employment benefit changes; including automatic COLAs. Ad hoc post-employment benefit changes, including ad hoc COLAs can be granted by the Texas Legislature as noted in the Plan description in (1) above.

Texas Government Code Section 821.006 prohibits benefit improvements, if, as a result of the particular action, the time required to amortize TRS' unfunded actuarial liabilities would be increased to a period that exceeds 31 years, or, if the amortization period already exceeds 31 years, the period would be increased by such action. Actuarial implications of the funding provided in the manner are determined by the TRS's actuary.

In May 2019, the 86th Texas Legislature approved the TRS Pension Reform Bill (Senate Bill 12) that provides for gradual contribution increases from the state, participating employers, and active employees to make the pension fund actuarially sound. This action causing the pension fund to be actuarially sound, allowed the legislature to approve funding for a 13th check in September 2019. All eligible members retired as of December 31, 2018, received an extra annuity check in either the matching amount of their monthly annuity or \$ 2,000, whichever was less.

4. *Contributions*

Contribution requirements are established or amended pursuant to Article 16, section 67 of the Texas Constitution which requires the Texas legislature to establish a member contribution rate of not less than 6% of the member's annual compensation and a state contribution rate of not less than 6% and not more than 10% of the aggregate annual compensation paid to members of the system during the fiscal year.

Employee contribution rates are set in state statute, Texas Government Code, Section 825.402. The TRS Pension Reform Bill (Senate Bill 12) of the 86th Texas Legislature amended Texas Government Code Section 825.402 for member contributions and increased employee and employer contribution rates for fiscal years 2020 thru 2025.

	<u>Contribution Rates</u>	
	<u>2023</u>	<u>2024</u>
Member	8.00%	8.25%
Non-Employer Contributing Entity (State)	8.00%	8.25%
Employers	8.00%	8.25%
Current Year Employer Contributions		\$ 1,752,537
Current Year Member Contributions		\$ 3,433,313
Measurement Year NECE On-Behalf Contributions		\$ 2,037,526

GREENVILLE INDEPENDENT SCHOOL DISTRICT
NOTES TO THE BASIC FINANCIAL STATEMENTS
YEAR ENDED JUNE 30, 2024

F. Defined Benefits Pension Plan (Continued)

Contributors to the plan include members, employers and the State of Texas (State) as the only non-employer contributing entity. The State contributes to the plan in accordance with state statutes and the General Appropriations Act (GAA).

As the non-employer contributing entity for public education, the State of Texas contributes to the retirement system an amount equal to the current employer contribution rate times the aggregate annual compensation of all participating members of the pension trust fund during that fiscal year reduced by the amounts described below which are paid by the employers. Employers including public schools are required to pay the employer contribution rate in the following instances:

- On the portion of the member's salary that exceeds the statutory minimum for members entitled to the statutory minimum under Section 21.402 of the Texas Education Code.
- During a new member's first 90 days of employment.
- When any or all of an employee's salary is paid by federal funding sources, a privately sponsored source, from non-educational and general, or local funds.

In addition to the employer contributions listed above, there are two additional surcharges an employer is subject to:

- When employing a retiree of the Teacher Retirement System, the employer shall pay both the member contribution and the state contribution as an employment after retirement surcharge.
- A Public Education Employer contribution surcharge of 1.7% of the member's salary beginning in fiscal year 2023, gradually increasing to 2% in fiscal year 2025 on all covered payroll.

5. *Actuarial Assumptions*

The total pension liability in the August 31, 2023, actuarial valuation was determined using the following actuarial assumptions:

Valuation Date	August 31, 2022 rolled forward to August 31, 2023
Actuarial Cost Method	Individual Entry Age Normal
Asset Valuation Method	Fair Value
Single Discount Rate	7.00%
Long-term expected Investment Rate	7.00%
Municipal Bond Rate as of August 31, 2022	4.13% - The source for the rate is the Fixed Income Market Data/Yield Curve?Data Municipal bonds with 20 years to maturity that include only federal tax-exempt municipal bonds as reported in Fidelity Index's "20-Year Municipal GO AA Index"
Last year ending August 31 in Projection Period (100 year)	2122
Inflation	2.30%
Salary Increases including inflation	2.95% to 8.95% including inflation
Ad hoc post-employment benefit changes	None

The actuarial methods and assumptions used in the determination of the total pension liability are the same assumptions used in the actuarial valuation as of August 31, 2021. For full description of these assumption please see the actuarial valuation report dated November 22, 2022.

The long-term rate of return on pension plan investments is 7.00%. The long-term expected rate of return on pension plan investments was determined using a building-block method in which best estimates ranges of expected future real rates of return (expected returns, net pension plan investment expense and inflation) are developed for each major asset class. These ranges are combined to produce the long-term rate of return by weighing the expected future real rates of return by the target asset allocation percentage and by adding expected inflation. Best estimates of geometric real rates of return for each major asset class included in the System's target asset allocation as of August 31, 2023 are summarized below:

GREENVILLE INDEPENDENT SCHOOL DISTRICT
NOTES TO THE BASIC FINANCIAL STATEMENTS
YEAR ENDED JUNE 30, 2024

F. Defined Benefits Pension Plan (Continued)

Asset Class*	Target Allocation %**	Long -Term Expected Geometric Real Rate of Return***	Expected Contribution to Long- Term Portfolio Returns
Global Equity			
USA	18.00%	4.00%	1.00%
Non-US Developed	13.00%	4.50%	0.90%
Emerging Markets	9.00%	4.80%	0.75%
Private Equity	14.00%	7.00%	1.50%
Stable Value			
Government Bonds	16.00%	2.50%	0.50%
Absolute Return*	0.00%	3.60%	0.00%
Stable Value Hedge Funds	5.00%	4.10%	0.20%
Real Return			
Real Estate	15.00%	4.90%	1.10%
Energy, Natural Resources & Infrastructure	6.00%	4.80%	0.40%
Commodities	0.00%	4.40%	0.00%
Risk Parity	8.00%	4.50%	0.40%
Asset Allocation Leverage			
Cash	2.00%	3.70%	0.00%
Asset Allocation Leverage	(6.00%)	4.40%	(0.10%)
Inflation Expectation			2.30%
Volatility Drag****			(0.90%)
Expected Return	<u>100%</u>		<u>8.00%</u>

* Absolute Return includes Credit Sensitive Investments.

** Target allocations are based on the FY2023 policy model.

*** Capital Market Assumptions come from Aon Hewitt (as of 6/30/2023)

**** The volatility drag results from the conversion between arithmetic and geometric mean returns.

For the fiscal year ended August 31, 2023, the annual money-weighted rate of return on pension plan investments was 3.84%. The annual money-weighted rate of return expresses investment performance, net of investment expense, adjusted for the changing amounts actually invested.

Discount Rate

A single discount rate of 7.00% was used to measure the total pension liability. The single discount rate was based on the expected rate of return on plan investments of 7.00%. The projection of cash flows used to determine this single discount rate assumed that contributions from active members, employers and the non-employer contributing entity will be made at the rates set by the legislature during the 2019 session. It is assumed that future employer and state contributions will be 9.5% of payroll in fiscal year 2024 gradually increasing to 9.56% of payroll in fiscal year 2025. This includes all employer and state contributions for active and rehired retirees.

Based on those assumptions, the pension plan's fiduciary net position was projected to be available to make all future benefit payments of current plan members. Therefore, the long-term expected rate of return on pension plan investments was applied to all periods of projected benefit payments to determine the total pension liability.

6. *Discount Rate Sensitivity Analysis*

The following presents the District's share of the net pension liability of the plan using the discount rate of 7.00% as well as what the District's share of the net pension liability would be if it were calculated using a discount rate that is 1 – percentage point lower (6.00%) or 1 – percentage point higher (8.00%) than the current rate:

	1% Decrease	Discount Rate	1% Increase
District's proportionate share of the net pension liability	\$ 36,373,601	\$ 24,329,267	\$ 14,314,396

GREENVILLE INDEPENDENT SCHOOL DISTRICT
NOTES TO THE BASIC FINANCIAL STATEMENTS
YEAR ENDED JUNE 30, 2024

F. Defined Benefits Pension Plan (Continued)

7. *Pension Liabilities, Pension Expense, and Deferred Outflows of Resources and Deferred Inflows of Resources Related to Pensions*

At year end, the District reported a liability of \$ 24,329,267 for its proportionate share of the System's net pension liability. This liability reflects a reduction for State pension support provided to the District. The amount recognized by the District as its proportionate share of the net pension liability, the related State support, and the total portion of the net pension liability that was associated with the District were as follows:

District's proportionate share of the collective net pension liability	\$ 24,329,267
State's proportionate share that is associated with the District	<u>27,227,988</u>
Total	<u>\$ 51,557,255</u>

The net pension liability was measured as of August 31, 2022 and rolled to August 31, 2023 and the total pension liability used to calculate the net pension liability was determined by an actuarial valuation as of that date. The employer's proportion of the net pension liability was based on the employer's contribution to the pension plan relative to the contributions of all employers to the plan for the period September 1, 2022 thru August 31, 2023.

At August 31, 2023, the employer's proportion of the collective net pension liability was 0.0354187544%, which was an decrease of 0.0018968745% from its proportion measured as of August 31, 2022.

Changes Since the Prior Actuarial Valuation

The actuarial assumptions and methods are the same as used in the determination of the prior year's Net Pension Liability.

Changes in Benefit Provisions Since Prior Measurement Date

The Texas 2023 Legislature passed legislation that provides a one-time stipend to certain retired teachers. The stipend was paid to retirees beginning in September of 2023. The Legislature appropriated funds to pay for this one-time stipend so there will be no impact on the Net Pension Liability of TRS. In addition, the legislature also provided for a cost of living adjustment (COLA) to retirees which was approved during the November 2023 election which was paid in January 2024. Therefore, this contingent liability was not reflected as of August 31, 2023.

Pension Expense

For the current year, the District recognized pension expense of \$ 8,483,461 and revenue of \$ 4,111,191 for support provided by the State.

The District reported its proportionate share of the system's deferred outflows of resources and deferred inflows of resources related to pensions from the following sources at year end:

	<u>Deferred Outflows of Resources</u>	<u>Deferred Inflows of Resources</u>
Differences between expected and actual actuarial experiences	\$ 866,860	\$ 294,601
Changes of actuarial assumptions	2,301,072	563,125
Differences between projected and actual investment earnings	3,540,499	-
Changes in proportion and differences between the employer's contributions and the proportionate share of contributions	<u>3,009,000</u>	<u>976,372</u>
Total as of August 31, 2023 measurement date	\$ 9,717,431	\$ 1,834,098
Contributions paid to TRS subsequent to the measurement date	<u>1,474,063</u>	<u>-</u>
Total at fiscal year end	<u>\$ 11,191,494</u>	<u>\$ 1,834,098</u>

GREENVILLE INDEPENDENT SCHOOL DISTRICT
NOTES TO THE BASIC FINANCIAL STATEMENTS
YEAR ENDED JUNE 30, 2024

F. Defined Benefits Pension Plan (Continued)

The net amounts of the employer's balances of deferred outflows and inflows of resources related to pensions will be recognized in pension expense as follows:

Year Ending June 30	Amount
2025	\$ 1,762,975
2026	1,299,137
2027	3,565,385
2028	1,268,163
2029	(12,326)
Thereafter	(1)

G. Other Post-Employment Defined Benefit Plans

1. *Plan Description*

The District participates in the Texas Public School Retired Employees Group Insurance Program (TRS-Care). It is a multiple-employer, cost-sharing defined Other Post-Employment Benefit (OPEB) plan that has a special funding situation. The TRS-Care program was established in 1986 by the Texas Legislature.

The TRS Board of Trustees administers the TRS-Care program and the related fund in accordance with Texas Insurance Code Chapter 1575. The Board of Trustees is granted the authority to establish basic and optional group health insurance coverage for participants as well as to amend benefit terms as needed under Chapter 1575.052. The Board may adopt rules, plans, procedures, and orders reasonably necessary to administer the program, including minimum benefits and financing standards.

2. *OPEB Plan Fiduciary Net Position*

Detail Information about the TRS-Care's fiduciary net position is available in the separately issued TRS Annual Comprehensive Financial Report (ACFR) that includes financial statements and required information. That report may be obtained on the internet at <http://www.trs.texas.gov/pages/about/publications.aspx>; by writing to TRS at 1000 Red River Street, Austin, TX 78701-2698; or by calling (512) 542-6592.

The components of the Net OPEB Liability of the TRS-Care plan as of August 31, 2023, and 2022 are as follows:

Net OPEB Liability	2023	2022
Total OPEB Liability	\$ 26,028,070,267	\$ 27,061,942,520
Less: Plan Fiduciary Net Position	(3,889,765,203)	(3,117,937,218)
Net OPEB Liability	<u>\$ 22,138,305,064</u>	<u>\$ 23,944,005,302</u>
Net Position as percentage of Net OPEB Liability	14.94%	11.52%

3. *Benefits Provided*

TRS-Care provides a basic health insurance coverage (TRS-Care 1), at no cost to all retirees from public schools, charter schools, regional education service centers and other educational districts who are members of the TRS pension plan. Optional dependent coverage is available for an additional fee.

Eligible non-Medicare retirees and their dependents may enroll in TRS-Care Standard, a high deductible health plan. Eligible Medicare retirees and their dependents may enroll in the TRS-Care Medicare Advantage medical plan and the TRS-Care Medicare Rx prescription drug plan. To qualify for TRS-Care coverage, a retiree must have at least 10 years of service credit in the TRS pension system. The Board of Trustees is granted the authority to establish basic and optional group insurance coverage for participants as well as to amend benefit terms as needed under Chapter 1575.052. There are no automatic post-employment benefit changes, including automatic COLAs.

GREENVILLE INDEPENDENT SCHOOL DISTRICT
NOTES TO THE BASIC FINANCIAL STATEMENTS
YEAR ENDED JUNE 30, 2024

G. Other Post-Employment Defined Benefit Plans (Continued)

4. *Contributions*

Contribution rates for the TRS-Care plan are established in state statute by the Texas Legislature, and there is no continuing obligation to provide benefits beyond each fiscal year. The TRS-Care plan is currently funded on a pay-as-you-go basis and is subject to change based on available funding. Funding for TRS-Care is provided by retiree premium contributions and contributions from the state, active employees, and school districts based upon public school district payroll. The TRS Board of Trustees does not have the authority to set or amend contribution rates.

Texas Insurance Code, Section 1575.202 establishes the state's contribution rate which is 1.25% of the employee's salary. Section 1575.203 establishes the active employee's rate which is 0.65% of pay. Section 1575.204 establishes an employer (public school) contribution rate of not less than 0.25% or not more than 0.75% of the salary of each active employee of the employer. The actual employer contribution rate is prescribed by the State Legislature in the General Appropriations Act. The following table shows contribution rates and amounts provided to the TRS-Care plan by type of contributor.

	Contribution Rates	
	2023	2024
Active Employee	0.65%	0.65%
Non-Employer Contributing Entity (State)	1.25%	1.25%
Employers	0.75%	0.75%
Federal/Private Funding remitted by Employers	1.25%	1.25%
Current Year Employer Contributions		\$ 391,964
Current Year Member Contributions		\$ 271,837
Measurement Year NECE On-Behalf Contributions		\$ 490,899

In addition to the employer contributions listed above, there is an additional surcharge all TRS employers are subject to (regardless of whether or not they participate in the TRS-Care OPEB program). When employers hire a TRS retiree, employers are required to pay TRS-Care a monthly surcharge of \$ 535 per retiree.

A supplemental appropriation was received in 2023 for \$ 21.3 million provided by Rider 14 of the Senate Bill GAA of the 87th legislature. These amounts were re-appropriated from amounts received by the pension and TRS-Care funds in excess of the state's actual obligation and then transferred to TRS-Care. The premium rates for retirees are reflected in the following table.

TRS-Care Monthly Premium Rates		
	Medicare	Non Medicare
Retiree or Surviving Spouse	\$ 135	\$ 200
Retiree and Spouse	529	689
Retiree or Surviving Spouse and Children	468	408
Retiree and Family	1,020	999

5. *Actuarial Assumptions*

The actuarial valuation was performed as of August 31, 2022. Updated procedures were used to roll forward the total OPEB liability to August 31, 2023. The actuarial valuation was determined using the following actuarial assumptions.

GREENVILLE INDEPENDENT SCHOOL DISTRICT
NOTES TO THE BASIC FINANCIAL STATEMENTS
YEAR ENDED JUNE 30, 2024

G. Other Post-Employment Defined Benefit Plans (Continued)

The actuarial valuation of TRS-Care is similar to the actuarial valuation performed for the pension plan, except that the OPEB valuation is more complex. All of the demographic assumptions, rates of retirement, termination, and disability including general inflation and salary increases are identical to those used in the respective TRS Pension valuation. These assumptions were developed in the experience study performed for TRS for the measurement period ended August 31, 2021. The following assumptions and other inputs used for members of TRS-Care are based on an established pattern of practice and are identical to the assumptions used in the August 31, 2022 TRS pension actuarial valuation that was rolled forward to August 31, 2023:

Rates of Mortality	General Inflation
Rates of Retirement	Wage Inflation
Rates of Termination	Salary Increases
Rates of Disability	

The active mortality rates were based on PUB (2010) Amount-Weighted, Below-Median Income, Teacher male and female tables (with a two year set forward for males). The post-retirement mortality rates for healthy lives were based on the 2021 TRS of Texas Healthy Pensioner Mortality Tables, with full generational projection using the ultimate improvement rates from mortality projection scale U-MP – 2021.

Additional Actuarial Methods and Assumptions:

Valuation Date	August 31, 2022 rolled forward to August 31, 2023
Actuarial Cost Method	Individual Entry Age Normal
Inflation	2.30%
Discount Rate	4.13% as of August 31, 2023
Aging Factors	Based on plan specific experience
Expenses	Third-party administrative expenses related to the delivery of health care benefits are included in the age-adjusted claims costs.
Salary Increases	2.95% to 8.95%, including inflation
Ad hoc post-employment benefit changes	None

Health Care Trend Rates

The initial medical trend rates were 7.75% for Medicare retirees and 7.00% for Non-Medicare retirees. There was an initial prescription drug trend rate of 7.75% for all retirees. The initial trend rates decrease to an ultimate trend rate of 4.25% over a period of 12 years.

Discount Rate

A single discount rate of 4.13% was used to measure the total OPEB liability. There was an increase of 0.22% in the discount rate since the previous year. Because the plan is essentially a “pay-as-you-go” plan, the single discount rate is equal to the prevailing municipal bond rate.

6. *Discount Rate Sensitivity Analysis*

The following schedule shows the impact of the net OPEB liability if the discount rate used was 1% greater than the discount rate that was used (4.13%) in measuring the net OPEB liability as well as what the net OPEB liability would be if it were calculated using a discount rate of 1% less than the rate used.

	1% Decrease	Discount Rate	1% Increase
District's proportionate share of the net OPEB liability	\$ 1,228,292	\$ 10,382,389	\$ 8,876,088

GREENVILLE INDEPENDENT SCHOOL DISTRICT
NOTES TO THE BASIC FINANCIAL STATEMENTS
YEAR ENDED JUNE 30, 2024

G. Other Post-Employment Defined Benefit Plans (Continued)

7. *Healthcare Cost Trend Rates Sensitivity Analysis*

The following presents the net OPEB liability of the plan using the assumed healthcare cost trend rate (8.25%), as well as what the net OPEB liability would be if it were calculated using a trend rate that is one-percentage point lower or one-percentage point higher than the assumed healthcare cost trend rate.

	1% Decrease	Current Healthcare Cost Trend Rate	1% Increase
District's proportionate share of the net OPEB liability	\$ 8,549,378	\$ 10,382,389	\$ 12,740,564

8. *OPEB Liabilities, OPEB Expense, and Deferred Outflows of Resources and Deferred Inflows of Resources Related to OPEB*

At year end, the District reported a liability of \$ 10,382,389 for its proportionate share of the TRS's net OPEB liability. This liability reflects a reduction for State OPEB support provided to the District. The amount recognized by the District as its proportionate share of the net OPEB liability, the related State support, and the total portion of the net OPEB liability that was associated with the District were as follows:

District's proportionate share of the collective net OPEB liability	\$ 10,382,389
State's proportionate share that is associated with the District	<u>12,527,948</u>
Total	<u>\$ 22,910,337</u>

The net OPEB liability was measured as of August 31, 2022 and rolled forward to August 31, 2023 and the total OPEB Liability used to calculate the net OPEB liability was determined by an actuarial valuation as of that date. The District's proportion of the net OPEB Liability was based on the employer's contributions to the OPEB plan relative to the contributions of all employers to the plan for the period September 1, 2022 thru August 31, 2023.

At August 31, 2023, the District's proportion of the collective net OPEB liability was 0.0468978495%, which was an decrease of 0.0020872962% from its proportion measured as of August 31, 2022.

Change Since the Prior Actuarial Valuation

The following were changed to the actuarial assumptions or other inputs that affected measurement of the Total OPEB liability since the prior measurement period:

- The discount rate changed from 3.91% as of August 31, 2022 to 4.13% as of August 31, 2023, accompanied by revised demographic and economic assumptions based on the TRS experience study.

Changes of Benefit Terms Since the Prior Measurement Date

There were no changes in benefit terms since the prior measurement date.

OPEB Expense

The amount of OPEB expense recognized by the District in the reporting period was \$ (4,596,459) and revenue of \$ (2,678,211) for support provided by the State.

GREENVILLE INDEPENDENT SCHOOL DISTRICT
NOTES TO THE BASIC FINANCIAL STATEMENTS
YEAR ENDED JUNE 30, 2024

G. Other Post-Employment Defined Benefit Plans (Continued)

At year end the District reported its proportionate share of TRS-Care's deferred outflows of resources and deferred inflows of resources related to other post-employment benefits from the following sources at year:

	<u>Deferred Outflows of Resources</u>	<u>Deferred Inflows of Resources</u>
Differences between expected and actual actuarial experiences	\$ 469,724	\$ 8,734,814
Changes in actuarial assumptions	1,417,120	6,357,412
Differences between projected and actual investment earnings	4,486	-
Changes in proportion and differences between the employer's contributions and the proportionate share of contributions	<u>4,697,454</u>	<u>2,619,067</u>
Total as of August 31, 2023 measurement date	\$ 6,588,784	\$ 17,711,293
Contributions paid to TRS subsequent to the measurement date	<u>327,564</u>	<u>-</u>
Total at fiscal year end	<u>\$ 6,916,348</u>	<u>\$ 17,711,293</u>

The net amounts of the employer's balances of deferred outflows and inflows of resources related to OPEB will be recognized in OPEB expenses as follows:

<u>Year Ending June 30</u>	<u>Amount</u>
2025	\$ (2,716,929)
2026	(2,240,737)
2027	(1,596,054)
2028	(1,811,256)
2029	(1,227,888)
Thereafter	(1,529,645)

H. Medicare Part D Coverage

The Medicare Prescription Drug, Improvement and Modernization Act of 2003 established prescription drug coverage for Medicare beneficiaries known as Medicare Part D. Under Medicare Part D, TRS-Care receives retiree drug subsidy payments from the federal government to offset certain prescription drug expenditures for eligible TRS-Care participants. For the years ended June 30, 2024, 2023 and 2022, the subsidy payments received by TRS-Care on behalf of the District were \$ 227,047, \$ 222,900 and \$ 162,693 respectively. These payments are recorded as equal revenues and expenditures in the governmental funds financial statement of the District.

I. Risk Management

Health Care

During the year, employees of the District were covered by a health insurance plan (the Plan). The District paid premiums of \$ 325 per month per employee and employees, at their option, authorized payroll withholdings to provide dependents coverage under the Plan. All premiums were paid to a licensed insurer. The Plan was authorized by Article 3.51-2, Texas Insurance Code and was documented by contractual agreement.

The contract between the District and Blue Cross Blue Shield of Texas is renewable September 1 of each year and terms of coverage and premium costs are included in the contractual provisions.

Latest financial statements for Blue Cross Blue Shield of Texas are available for the year ended December 31, 2023 and have been filed with the Texas State Board of Insurance, Austin, Texas, and are public records

GREENVILLE INDEPENDENT SCHOOL DISTRICT
NOTES TO THE BASIC FINANCIAL STATEMENTS
YEAR ENDED JUNE 30, 2024

I. Risk Management (Continued)

Workers Compensation

The District participates in the East Texas Educational Insurance Association Workers Compensation Self Insurance Joint Fund. The District is partially self-funded to a loss fund maximum of \$ 176,092 for the 23-24 fiscal year. Additionally, the District incurred fixed costs of \$ 64,069 for their share of claims administration, loss control, record keeping, and cost of excess insurance.

Claims administration is provided by Claims Administrative Services, Inc. Reinsurance is provided for aggregate claim losses exceeding \$ 225,000. The fixed cost charge is based on total payroll paid by the District. Increases or decreases in the fixed costs will adjust subsequent year charges.

The accrued liability for workers' compensation self-insurance of \$ 115,356 includes \$ 98,450 of incurred but not reported claims. This liability is based on the requirements of GASB Statement No. 10, "Accounting and Financial Reporting for Risk Financing and Related Insurance Issues," which require that a liability for claims be reported if information indicates that it is probable that a liability has been incurred and the amount of loss can be reasonably estimated. The liability recorded is an undiscounted actuarial calculation.

Changes in the workers' compensation claims liability amounts in the years of 2024 and 2023 are represented below:

	2024	2023
Beginning Claims Liability	\$ 259,486	\$ 99,007
Claims Incurred (Reduced)	(63,991)	377,717
Claims Payments	(80,139)	(217,238)
Ending Claims Liability	<u>\$ 115,356</u>	<u>\$ 259,486</u>

Unemployment Compensation Pool

During the current year, the District provided unemployment compensation coverage to its employees through participation in the TASB Risk Management Fund (the Fund). The Fund was created and is operated under the provisions of the Interlocal Cooperation Act, Chapter 791 of the Texas Government Code. The Fund's Unemployment Compensation Program is authorized by Section 22.005 of the Texas Education Code and Chapter 172 of the Texas Local Government Code. All members participating in the Fund execute interlocal agreements that define the responsibilities of the parties.

The Fund meets its quarterly obligation to the Texas Workforce Commission. Expenses are accrued each month until the quarterly payment has been made. Expenses can be reasonably estimated; therefore, there is no need for specific or aggregate stop loss coverage for Unemployment Compensation pool.

The Fund engages the services of an independent auditor to conduct a financial audit after the close of each plan year on August 31. The audit is accepted by the Fund's Board of Trustees in February of the following year. The Fund's audited financial statements as of August 31, 2023 are available at the TASB offices and have been filed with the Texas Department of Insurance in Austin.

Other Risk Management

The District is exposed to various risks of loss related to torts; theft of, damage to and destruction of assets; errors and omissions; injuries to employees; and natural disasters. During the fiscal year, the District purchased commercial insurance to cover these liabilities. There were not significant reductions in coverage in the past fiscal year, and there were no settlements exceeding insurance coverage for each of the past three fiscal years.

J. Litigation

The District appears to have no pending litigation as of June 30, 2024.

GREENVILLE INDEPENDENT SCHOOL DISTRICT
NOTES TO THE BASIC FINANCIAL STATEMENTS
YEAR ENDED JUNE 30, 2024

K. Commitments and Contingencies

The District participates in numerous state and federal grant programs which are governed by various rules and regulations of the grantor agencies. Costs charged to the respective grant programs are subject to audit and adjustment by the grantor agencies; therefore, to the extent that the District has not complied with the rules and regulations governing the grants, if any, refunds of any money received may be required and the collectability of any related receivable at year end, may be impaired. In the opinion of the District, there are no significant contingent liabilities relating to compliance with the rules and regulations governing the respective grants; therefore, no provision has been recorded in the accompanying combined financial statements for such contingencies.

The effects of the coronavirus-19 (COVID-19) pandemic continues to affect the District's operations including funding for student attendance and operating programs and cost. Continued funding allowances including additional federal funding will cease in future periods. The operational costs associated with these additional revenues will be evaluated along with the need for these services. The cost of the additional federal funded programs may exceed the available resources and require the District to either eliminate or curtail their existence.

The District approved a section 313 agreement to provide a tax abatement to a potential business locating in the District. The agreement has been extended beyond its original expiration date, but no development has occurred. When fully complete, the District will grant an abatement to the entity. No potential financial impact can be determined at this date.

L. Shared Service Arrangements

The District participates in cooperative programs with other local districts. The District does not account for revenue or expenditures of these programs and does not disclose them in these financial statements.

<u>Shared Service Agreement</u>	<u>Fiscal Agent</u>	<u>Service</u>
Regional Day School for the Deaf	Greenville Independent School District	Deaf Education
Block Grant SSA	Education Service Center, Region X	ESSA Title II ESSA Title VI ESSA Title III

M. Revenue from Local and Intermediate Sources

During the year, the District received revenue from local and intermediate in the District's major funds and aggregate non major funds consisting of the following:

	General	Debt Service	Capital Projects	Other Governmental	Total
Property Tax Collections	\$ 25,764,374	\$ 10,870,347	\$ -	\$ -	\$ 36,634,721
Investment Income	988,050	342,648	459,955	-	1,790,653
Tuition and Fees	6,400	-	-	-	6,400
Food Service Income	-	-	-	286,243	286,243
Gifts and Bequest	-	-	-	21,900	21,900
Services to Other Districts	-	-	-	176,702	176,702
Co-curricular Activities	93,107	-	-	324,660	417,767
Rent	9,671	-	-	-	9,671
Other	305,695	-	-	-	305,695
Totals	\$ 27,167,297	\$ 11,212,995	\$ 459,955	\$ 809,505	\$ 39,649,752

GREENVILLE INDEPENDENT SCHOOL DISTRICT
NOTES TO THE BASIC FINANCIAL STATEMENTS
YEAR ENDED JUNE 30, 2024

N. Receivables

Receivables at year end, for the District's individual major funds and aggregate nonmajor funds, including any applicable allowances for uncollectible accounts are as follows:

	General	Debt Service	Capital Projects	Other Governmental	Total
Due from Other Governments	\$ 7,511,341	\$ 10,378	\$ -	\$ 3,353,450	\$ 10,875,169
Property Taxes	2,121,758	700,086	-	-	2,821,844
Less Allowance for Uncollectible Property Taxes	(212,176)	(70,009)	-	-	(282,185)
Net Receivables	<u>\$ 9,420,923</u>	<u>\$ 640,455</u>	<u>\$ -</u>	<u>\$ 3,353,450</u>	<u>\$ 13,414,828</u>

O. Subsequent Events

Management has evaluated all events or transactions that occurred after June 30, 2024 up through November 15, 2024, the date the financial statements were issued.

P. State Aid Reconciliation

The State provides various types of funding for local school districts as provided for in state statute. The following reconciliation presents funding earned by the District in each category presented. Because of the State's delay in reconciling the funding to local districts, the summary below represents an estimate of earnings. The settle up with the State will occur some 9 to 10 months following the fiscal year end.

Funding is earned for: 1) Available – annual allocation based on prior year enrollment; 2) Foundation – annual allocation based on student attendance, property tax collections and valuations, and special student population; 3) Instructional Facilities Allotment – based on property wealth; and 4) Existing Debt Allotment – based on eligible debt, student attendance and property wealth. Various other sources are received but not reconciled here as these are the major sources of funding.

	Available	Foundation	IFA	EDA
CY Summary of Finances (SOF)	\$ 2,005,802	\$ 23,153,968	Not	\$ 421,770
Prior Year Settle Ups	-	517,581	Eligible	31,932
Financial Statement Earnings	<u>\$ 2,005,802</u>	<u>\$ 23,671,549</u>	<u>\$ -</u>	<u>\$ 453,702</u>
Financial Statement Amounts				
Receivables - Scheduled Payments	\$ 365,290	\$ 6,393,855	\$ -	\$ 8,538
Settle Up Amounts				
Receivable (Overpayments)	-	752,251	-	1,840
Net Receivable (Unearned Revenue)	<u>\$ 365,290</u>	<u>\$ 7,146,106</u>	<u>\$ -</u>	<u>\$ 10,378</u>

* Overpayments are represented in the financial statements as Unearned Revenue (government-wide and governmental).

Q. Interfund Balances and Activities

Transfers Between Funds

Transfers between funds during the year consisted of the following:

Transfers From	Transfers To	Amount	Reason
General Fund	Child Nutrition Fund	\$ 102,053	Cover unpaid charges
	Total	<u>\$ 102,053</u>	

GREENVILLE INDEPENDENT SCHOOL DISTRICT
NOTES TO THE BASIC FINANCIAL STATEMENTS
YEAR ENDED JUNE 30, 2024

R. Compliance, Stewardship, and Accountability

Expenditures over Appropriations

The following individual funds incurred expenditures more than appropriations at functional expenditure levels.

	<u>Budget</u>	<u>Actual</u>	<u>Excess</u>
General Fund			
Instruction	\$ 27,049,060	\$ 27,081,964	\$ 32,904
School Leadership	3,300,000	3,320,548	20,548
Guidance, Counseling, and			
Evaluation Services	2,600,000	2,629,760	29,760
General Administration	2,750,000	3,226,978	476,978
Facilities Maintenance and Operation	6,400,000	6,543,658	143,658
Community Services	68,000	70,445	2,445
Debt Service	778,812	1,084,894	306,082

S. Prior Period Adjustment

In accordance with ASC 250, the District has made a prior period adjustment to correct an overstatement of receivables and federal revenue associated with the Head Start grant for the fiscal years ended June 30, 2023, and earlier. This error resulted from inaccuracies in the billing and recognition of grant reimbursements, leading to an overstatement of both receivables and federal revenue in the previously audited financial statements. As a result, the beginning equity of the District for the fiscal year ending June 30, 2024, has been decreased by \$799,433 to reflect the correction of this error. This prior period adjustment ensures that the financial statements now accurately reflect the District's true financial position as of the beginning of the 2024 fiscal year and are in compliance with generally accepted accounting principles (GAAP), as well as the applicable federal grant regulations governing the Head Start program.

REQUIRED SUPPLEMENTARY INFORMATION

GREENVILLE INDEPENDENT SCHOOL DISTRICT
GENERAL FUND
BUDGETARY COMPARISON SCHEDULE
YEAR ENDED JUNE 30, 2024

Data Control Codes				Variance with Final Budget Positive (Negative)
Budgeted Amounts				
		Original	Final	Actual
REVENUES				
5700	Local and Intermediate Sources	\$ 32,301,840	\$ 27,889,441	\$ 27,167,299
5800	State Program Revenues	21,400,000	24,332,947	28,459,307
5900	Federal Program Revenues	1,725,000	1,725,000	892,773
5020	Total Revenues	\$ 55,426,840	\$ 53,947,388	\$ 56,519,379
EXPENDITURES				
Instruction and Instructional Related Services:				
0011	Instruction	\$ 29,613,296	\$ 27,049,060	\$ 27,081,964
0012	Instructional Resources and Media Services	54,432	34,000	32,184
0013	Curriculum and Staff Development	1,441,562	1,800,000	1,793,758
	Total Instruction and Instr. Related Services	\$ 31,109,290	\$ 28,883,060	\$ 28,907,906
Instructional and School Leadership:				
0021	Instructional Leadership	\$ 873,001	\$ 1,050,000	\$ 1,046,314
0023	School Leadership	3,688,560	3,300,000	3,320,548
	Total Instructional and School Leadership	\$ 4,561,561	\$ 4,350,000	\$ 4,366,862
Support Services - Student (Pupil):				
0031	Guidance, Counseling and Evaluation Services	\$ 2,062,842	\$ 2,600,000	\$ 2,629,760
0032	Social Work Services	83,560	85,000	85,000
0033	Health Services	621,594	461,788	456,731
0034	Student Transportation	1,584,907	2,200,000	2,191,966
0036	Cocurricular/Extracurricular Activities	1,435,606	2,826,760	2,028,145
	Total Support Services - Student (Pupil)	\$ 5,788,509	\$ 8,173,548	\$ 7,391,602
Administrative Support Services:				
0041	General Administration	\$ 2,860,538	\$ 2,750,000	\$ 3,226,978
	Total Administrative Support Services	\$ 2,860,538	\$ 2,750,000	\$ 3,226,978
Support Services - Nonstudent Based:				
0051	Facilities Maintenance and Operations	\$ 6,281,864	\$ 6,400,000	\$ 6,543,658
0052	Security and Monitoring Services	1,569,959	1,607,761	1,521,900
0053	Data Processing Services	2,982,468	2,821,144	2,591,299
	Total Support Services - Nonstudent Based	\$ 10,834,291	\$ 10,828,905	\$ 10,656,857
Ancillary Services:				
0061	Community Services	\$ 47,906	\$ 68,000	\$ 70,445
	Total Ancillary Services	\$ 47,906	\$ 68,000	\$ 70,445
Debt Service:				
0071	Principal on Long-term Debt	\$ 492,378	\$ 581,920	\$ 681,258
0072	Interest on Long-term Debt	195,000	193,892	402,830
0073	Debt Issuance Costs and Fees	3,000	3,000	806
	Total Debt Service	\$ 690,378	\$ 778,812	\$ 1,084,894
Capital Outlay:				
0081	Capital Outlay	\$ -	\$ 35,265	\$ 35,265
	Total Capital Outlay	\$ -	\$ 35,265	\$ 35,265
Intergovernmental Charges:				
0093	Payments for Shared Service Arrangements	\$ 150,000	\$ 14,609	\$ 14,609
0099	Other Intergovernmental Charges	543,218	805,000	804,428
	Total Intergovernmental Charges	\$ 693,218	\$ 819,609	\$ 819,037
6030	Total Expenditures	\$ 56,585,691	\$ 56,687,199	\$ 56,559,846
1100	Excess (Deficiency) of Revenues Over Expenditures	\$ (1,158,851)	\$ (2,739,811)	\$ (40,467)
OTHER FINANCING SOURCES (USES)				
7949	Subscription Proceeds	\$ -	\$ -	\$ 424,734
8911	Transfers Out	-	-	(102,053)
	Net Other Financial Sources (Uses)	\$ -	\$ -	\$ 322,681
1200	Net Change in Fund Balance	\$ (1,158,851)	\$ (2,739,811)	\$ 282,214
0100	Fund Balance - Beginning (July 1)	\$ 23,654,117	\$ 23,654,117	\$ 23,654,117
	Prior Period Adjustment	-	-	(799,433)
0100	Fund Balance - Beginning Restated	\$ 23,654,117	\$ 23,654,117	\$ 22,854,684
3000	Fund Balance - Ending (June 30)	\$ 22,495,266	\$ 20,914,306	\$ 23,136,898

GREENVILLE INDEPENDENT SCHOOL DISTRICT
SCHEDULES OF THE DISTRICT'S PROPORTIONATE SHARE OF THE NET PENSION LIABILITY
TEACHER RETIREMENT SYSTEM OF TEXAS
YEAR ENDED JUNE 30, 2024

	2023*	2022*	2021*	2020*	2019*	2018*	2017*	2016*	2015*	2014*
District's proportion of the net pension liability	0.0354187544%	0.0373156289%	0.0273136190%	0.0267420915%	0.0281124891%	0.0276034382%	0.0289254873%	0.0289072966%	0.0289191000%	0.0188226000%
District's proportionate share of the net pension liability	\$ 24,329,267	\$ 22,153,329	\$ 6,955,812	\$ 14,322,519	\$ 14,613,751	\$ 15,193,602	\$ 9,248,816	\$ 10,923,638	\$ 10,222,517	\$ 5,027,777
State's proportionate share of the net pension liability associated with the District	27,227,988	22,556,374	11,170,232	25,093,476	22,607,271	29,110,475	16,695,163	18,501,144	17,084,658	14,915,939
Total	\$ 51,557,255	\$ 44,709,703	\$ 18,126,044	\$ 39,415,995	\$ 37,221,022	\$ 44,304,077	\$ 25,943,979	\$ 29,424,782	\$ 27,307,175	\$ 19,943,716
District's covered-employee payroll (for Measurement Year)	\$ 40,975,340	\$ 38,446,292	\$ 34,045,210	\$ 34,265,161	\$ 31,227,761	\$ 33,394,485	\$ 32,430,857	\$ 29,982,493	\$ 27,792,451	\$ 27,286,099
District's proportionate share of the net pension liability as a percentage of it's covered-employee payroll	59.38%	57.62%	20.43%	41.80%	46.80%	45.50%	28.52%	36.43%	36.78%	18.43%
Plan fiduciary net position as a percentage of the total pension liability	73.15%	75.62%	88.79%	75.54%	75.24%	73.74%	82.17%	78.00%	78.43%	83.25%

* The years above present data for the measurement period ending date. The measurement period represents the period for which the pensions plan prepares its reports which provides a 12 month delay for financial reporting in accordance with GASB 68.

GREENVILLE INDEPENDENT SCHOOL DISTRICT
SCHEDULE OF DISTRICT CONTRIBUTIONS
TEACHER RETIREMENT SYSTEM OF TEXAS
YEAR ENDED JUNE 30, 2024

	2024	2023	2022	2021	2020	2019	2018	2017	2016	2015
Contractually required contributions	\$ 1,752,537	\$ 1,803,120	\$ 1,563,416	\$ 1,019,695	\$ 1,096,974	\$ 968,175	\$ 929,825	\$ 947,927	\$ 918,458	\$ 856,308
Contributions in relations to the contractual required contributions	(1,752,537)	(1,803,120)	(1,563,416)	(1,019,695)	(1,096,974)	(968,175)	(929,825)	(947,927)	(918,458)	(856,308)
Contribution deficiency (excess)	\$ -	\$ -	\$ -	\$ -	\$ -	\$ -	\$ -	\$ -	\$ -	\$ -
District's covered employee payroll	\$ 41,820,826	\$ 40,589,397	\$ 38,098,418	\$ 33,527,586	\$ 33,930,886	\$ 31,297,945	\$ 33,394,485	\$ 32,430,857	\$ 29,982,493	\$ 27,792,451
Contributions as a percentage of covered employee payroll	4.19%	4.44%	4.10%	3.04%	3.23%	3.09%	2.78%	2.92%	3.06%	3.08%

GREENVILLE INDEPENDENT SCHOOL DISTRICT
SCHEDULES OF THE DISTRICT'S PROPORTIONATE SHARE OF THE NET OPEB LIABILITY
TEACHER RETIREMENT SYSTEM OF TEXAS
YEAR ENDED JUNE 30, 2024

	2023*	2022*	2021*	2020*	2019*	2018*	2017*
District's proportion of the Net OPEB Liability (Asset)	0.0468978495%	0.0489851457%	0.0391009214%	0.0399513271%	0.0398074917%	0.0442493111%	0.0440185629%
District's proportionate share of the Net OPEB Liability (Asset)	\$ 10,382,389	\$ 11,729,006	\$ 15,082,973	\$ 15,187,304	\$ 18,825,450	\$ 22,094,086	\$ 19,142,002
State's proportionate share of the Net OPEB Liability (Asset) associated with the District	12,527,948	14,307,544	20,207,822	20,408,085	25,014,813	27,040,711	23,938,842
Total	<u>\$ 22,910,337</u>	<u>\$ 26,036,550</u>	<u>\$ 35,290,795</u>	<u>\$ 35,595,399</u>	<u>\$ 43,840,263</u>	<u>\$ 49,134,797</u>	<u>\$ 43,080,844</u>
District's covered-employee payroll (for Measurement Year)	\$ 40,975,340	\$ 38,446,292	\$ 34,045,210	\$ 34,265,161	\$ 31,227,761	\$ 33,394,485	\$ 32,430,857
District's proportionate share of the Net OPEB Liability as a percentage of it's covered-employee payroll	25.34%	30.51%	44.30%	44.32%	60.28%	66.16%	59.02%
Plan fiduciary net position as a percentage of the Total OPEB Liability	14.94%	11.52%	6.18%	4.99%	2.66%	1.57%	0.91%

Note: Only seven years of data is presented in accordance with GASB 75 paragraph 245. *The information for all periods for the 10-year schedules that are required to be presented as required supplementary information may not be available initially. In these cases, during the transition period, that information should be presented for as many years as are available. The schedules should not include information that is not measured in accordance with the requirements of this Statement.*

* The years above present data for the measurement period ending date. The measurement period represents the period for which the pension plan prepares its reports which provides a 10 month delay for financial reporting in accordance with GASB 75.

GREENVILLE INDEPENDENT SCHOOL DISTRICT
SCHEDULE OF DISTRICT'S OPEB CONTRIBUTIONS
TEACHER RETIREMENT SYSTEM OF TEXAS
YEAR ENDED JUNE 30, 2024

	2024	2023	2022	2021	2020	2019	2018
Contractually required contributions	\$ 391,964	\$ 403,555	\$ 396,405	\$ 297,037	\$ 301,144	\$ 282,674	\$ 305,223
Contributions in relations to the contractual required contributions	(391,964)	(403,555)	(396,405)	(297,037)	(301,144)	(282,674)	(305,223)
Contribution deficiency (excess)	\$ -	\$ -	\$ -	\$ -	\$ -	\$ -	\$ -
District's covered employee payroll	\$ 41,820,826	\$ 40,589,397	\$ 38,098,418	\$ 33,527,586	\$ 33,930,886	\$ 31,297,945	\$ 33,394,485
Contributions as a percentage of covered employee payroll	0.94%	0.99%	1.04%	0.89%	0.89%	0.90%	0.91%

Note: Only seven years of data is presented in accordance with GASB 75, paragraph 245. "The information for all periods for the 10-year schedules that are required to be presented as required supplementary information may not be available initially. In these cases, during the transition period, that information should be presented for as many years as are available. The schedules should not include information that is not measured in accordance with the requirements of this Statement."

GREENVILLE INDEPENDENT SCHOOL DISTRICT
NOTES TO REQUIRED SUPPLEMENTARY INFORMATION
YEAR ENDED JUNE 30, 2024

A. Budget

The official budget was prepared for adoption for all Government Fund Types. The budget was prepared in accordance with accounting practices generally accepted in the United States of America. The following procedures are followed in establishing the budgetary data reflected in the basic financial statements:

1. Prior to June 20 of the preceding fiscal year, the District prepares a budget for the next succeeding fiscal year beginning July 1. The operating budget includes proposed expenditures and the means of financing them.
2. A meeting of the Board is then called for the purpose of adopting the proposed budget after ten days' public notice of the meeting has been given.
3. Prior to July 1, the budget is legally enacted through passage of a resolution by the Board.

Once a budget is approved, it can be amended at function and fund level only by approval of a majority of the members of the Board. Amendments are presented to the Board at its regular meetings.

Each amendment must have Board approval. Such amendments are made before the fact, are reflected in the official minutes of the Board and are not made after fiscal year end as required by law.

Each amendment is controlled by the budget coordinator at the revenue and expenditure function/object level. Budgeted amounts are as amended by the Board. All budget appropriations lapse at year end.

Encumbrances for goods or purchased services are documented by purchase orders or contracts. Under Texas law, appropriations lapse on June 30, and encumbrances outstanding at the time are to be either cancelled or appropriately provided for in the subsequent year's budget. There were no end-of-year outstanding encumbrances that were provided for in the subsequent year's budget.

B. Defined Benefit Pension Plan

1. Changes of Assumptions Since the Prior Measurement Date

No actuarial assumptions and methods have been modified since the determination of the prior year net pension liability.

2. Changes of Benefit Terms Since the Prior Measurement Date

There were no changes of benefit terms that affected measurement of the total pension liability during the measurement period.

C. OPEB Healthcare Plan

1. Changes of Assumptions Since the Prior Measurement Date

The single discount rate changed from 3.91% as of last year to 4.13% at August 31, 2023.

2. Changes of Benefit Terms Since the Prior Measurement Date

There were no changes of benefit terms that affected measurement of the total OPEB liability since the prior measurement date.

OTHER SUPPLEMENTARY INFORMATION

GREENVILLE INDEPENDENT SCHOOL DISTRICT
SCHEDULE OF DELINQUENT TAXES RECEIVABLE
YEAR ENDED JUNE 30, 2024

Tax Roll Year	Last Ten Years Ended 6/30/2024	1		2	Assessed/Appraised Value For School Tax Purposes	10	20	30		30a	40	50	Section 26,115 Tax Refunds	
		Tax Rates						Current Year's						Entire Year's
		Maintenance	Debt Service			Beginning Balance 7/1/2023	Total Levy	Maintenance Tax Collections	Debt Service Tax Collections		Adjustments	Ending Balance 6/30/2024		
XXXX	2015 and Prior Years	Various	Various		Various	\$ 517,977	\$ -	\$ 10,104	\$ 1,515	\$ (84,472)	\$ 421,886	\$ -		
2015	2016	1.040000	0.308210		1,775,582,092	54,195	-	1,328	394	(10)	52,463	-		
2016	2017	1.040000	0.269170		1,920,664,770	63,989	-	1,798	465	(1)	61,725	-		
2017	2018	1.040000	0.268481		2,060,938,820	82,660	-	841	217	(9,138)	72,464	-		
2018	2019	1.060000	0.238481		2,236,797,443	93,449	-	6,441	1,449	(8,410)	77,149	-		
2019	2020	0.990000	0.238481		2,439,685,499	134,419	-	12,235	2,947	(4,172)	115,065	-		
2020	2021	0.903200	0.238481		2,760,450,001	200,510	-	795	210	(42,667)	156,838	-		
2021	2022	0.882000	0.238481		2,979,931,565	354,211	-	27,711	7,493	(70,187)	248,820	-		
2022	2023	0.864600	0.238481		4,069,878,560	1,267,450	-	308,339	85,048	(354,524)	519,539	-		
2023	2024	0.679200	0.290000		3,846,293,232	-	37,278,274	24,920,275	10,640,290	(621,814)	1,095,895	992,340		
1000 TOTALS														
						\$ 2,768,860	\$ 37,278,274	\$ 25,289,867	\$ 10,740,028	\$ (1,195,395)	\$ 2,821,844	\$ 992,340		

GREENVILLE INDEPENDENT SCHOOL DISTRICT
SCHOOL BREAKFAST AND NATIONAL SCHOOL LUNCH PROGRAM
BUDGETARY COMPARISON SCHEDULE
YEAR ENDED JUNE 30, 2024

Data Control Codes				Variance with Final Budget Positive (Negative)	
Budgeted Amounts					
	Original	Final	Actual		
REVENUES					
5700	Local and Intermediate Sources	\$ 300,000	\$ 300,000	\$ 286,243	\$ (13,757)
5800	State Program Revenues	20,000	20,000	41,713	21,713
5900	Federal Program Revenues	4,000,000	4,000,000	2,899,069	(1,100,931)
5020	Total Revenues	\$ 4,320,000	\$ 4,320,000	\$ 3,227,025	\$ (1,092,975)
EXPENDITURES					
Current:					
Support Services - Student (Pupil):					
0035	Food Service	\$ 4,250,000	\$ 4,250,014	\$ 3,860,589	\$ 389,425
	Total Support Services - Student (Pupil)	\$ 4,250,000	\$ 4,250,014	\$ 3,860,589	\$ 389,425
6030	Total Expenditures	\$ 4,250,000	\$ 4,250,014	\$ 3,860,589	\$ 389,425
1100	Excess (Deficiency) of Revenues Over Expenditures	\$ 70,000	\$ 69,986	\$ (633,564)	\$ (703,550)
OTHER FINANCING SOURCES (USES)					
7915	Transfers In	\$ -	\$ -	\$ 102,053	\$ 102,053
7080	Net Other Financing Sources (Uses)	\$ -	\$ -	\$ 102,053	\$ 102,053
1200	Net Change in Fund Balance	\$ 70,000	\$ 69,986	\$ (531,511)	\$ (601,497)
0100	Fund Balance - Beginning (July 1)	1,367,138	1,367,138	1,367,138	-
3000	Fund Balance - Ending (June 30)	\$ 1,437,138	\$ 1,437,124	\$ 835,627	\$ (601,497)

GREENVILLE INDEPENDENT SCHOOL DISTRICT
DEBT SERVICE FUND
BUDGETARY COMPARISON SCHEDULE
YEAR ENDED JUNE 30, 2024

Data Control Codes		Budgeted Amounts		Actual	Variance with Final Budget Positive (Negative)
		Original	Final		
REVENUES					
5700	Local and Intermediate Sources	\$ 9,754,107	\$ 10,135,449	\$ 11,212,995	\$ 1,077,546
5800	State Program Revenues	-	-	453,702	453,702
5020	Total Revenues	\$ 9,754,107	\$ 10,135,449	\$ 11,666,697	\$ 1,531,248
EXPENDITURES					
Debt Service:					
0071	Principal on Long-Term Debt	\$ 8,609,395	\$ 8,609,395	\$ 2,790,000	\$ 5,819,395
0072	Interest on Long-Term Debt	1,498,945	1,498,945	1,496,945	2,000
0073	Bond Issuance Costs and Fees	27,109	27,109	174,109	(147,000)
	Total Debt Service	\$ 10,135,449	\$ 10,135,449	\$ 4,461,054	\$ 5,674,395
6030	Total Expenditures	\$ 10,135,449	\$ 10,135,449	\$ 4,461,054	\$ 5,674,395
1100	Excess (Deficiency) of Revenues Over Expenditures	\$ (381,342)	\$ -	\$ 7,205,643	\$ 7,205,643
OTHER FINANCING SOURCES (USES)					
8949	Other Uses	\$ -	\$ -	\$(12,493,565)	(12,493,565)
7080	Net Other Financing Sources (Uses)	\$ -	\$ -	\$(12,493,565)	\$(12,493,565)
1200	Net Change in Fund Balance	\$ (381,342)	\$ -	\$ (5,287,922)	\$ (5,287,922)
0100	Fund Balance - Beginning (July 1)	7,995,587	7,995,587	7,995,587	-
3000	Fund Balance - Ending (June 30)	\$ 7,614,245	\$ 7,995,587	\$ 2,707,665	\$ (5,287,922)

GREEVILLE INDEPENDENT SCHOOL DISTRICT
SCHEDULE OF REQUIRED RESPONSES TO SELECTED SCHOOL FIRST INDICATORS
YEAR ENDED JUNE 30, 2024

<u>Data Control Codes</u>		<u>Response</u>
SF1	Was there an unmodified opinion in the Annual Financial Report on the financial statements as a whole?	Yes
SF2	Were there any disclosures in the Annual Financial Report and / other sources of information concerning nonpayment of any terms of any debt agreement at fiscal year end?	No
SF3	Did the school district make timely payments to the Teacher Retirement System (TRS), Texas Workforce Commission (TWC), Internal Revenue Service (IRS), and other government agencies?	Yes
	Payments to the TRS and TWC are considered timely if a warrant hold that was issued in connection to the untimely payment was cleared within 30 days from the date the warrant hold was issued.	
	Payments to the IRS are considered timely if a penalty or delinquent payment notice was cleared within 30 days from the date the notice was issued.	
SF4	Was the school district issued a warrant hold? Even if the issue surrounding the initial hold was resolved and cleared within 30 days, the school district is considered to have been issued a warrant hold.	No
SF5	Did the Annual Financial Report disclose any instances of material weaknesses in internal controls over financial reporting and compliance for local, state, or federal funds?	No
SF6	Was there any disclosure in the Annual Financial Report of material noncompliance for grants, contracts, and laws related to local, state or federal funds?	No
SF7	Did the school post the required financial information on its website in accordance with Government Code, Local Government Code, Texas Administrative Code and other statutes, laws and rules that were in effect at the school district's fiscal year-end?	Yes
SF8	Did the school board members discuss the school district's property value at a board meeting within 120 days before the school district adopted its budget?	Yes
SF9	Total accumulated accretion on CABs included in government-wide financial statements at fiscal year-end.	\$ -

GREENVILLE INDEPENDENT SCHOOL DISTRICT
SCHEDULE OF REQUIRED RESPONSES TO
STATE MANDATED PROGRAM REQUIREMENTS
YEAR ENDED JUNE 30, 2024

<u>Data Control Codes</u>		<u>Response</u>
<u>Section A: Compensatory Education Programs</u>		
<u>AP1</u>	Did your District expend any state compensatory education program state allotment funds during the district's fiscal year?	Yes
<u>AP2</u>	Does the District have written policies and procedures for its state compensatory education program?	Yes
<u>AP3</u>	List the total state allotment funds received for state compensatory education programs during the district's fiscal year.	\$ 6,874,290
<u>AP4</u>	List the actual direct program expenditures for state compensatory education programs during the District's fiscal year. (PICs 24, 26, 28, 29)	\$ 1,367,022
<u>Section B: Bilingual Education Programs</u>		
<u>AP5</u>	Did your District expend any bilingual education program state allotment funds during the District's fiscal year?	Yes
<u>AP6</u>	Does the District have written policies and procedures for its bilingual education program?	Yes
<u>AP7</u>	List the total state allotment funds received for bilingual education programs during the District's fiscal year.	\$ 986,141
<u>AP8</u>	List the actual direct program expenditures for bilingual education programs during the District's fiscal year. (PIC's 25)	\$ 2,505,518

FEDERAL AWARDS SECTION

GREENVILLE INDEPENDENT SCHOOL DISTRICT
SCHEDULE OF EXPENDITURES OF FEDERAL AWARDS
YEAR ENDED JUNE 30, 2024

(01) Federal Grantor/ Pass Through Grantor/ Program Title	(02) Federal ALN Number	(02A) Pass-Through Identifying Grant Number	(03) Federal Expenditures
<u>U.S. DEPARTMENT OF EDUCATION</u>			
Passed through the Texas Education Agency:			
ESSA Title I Part A - Improving Basic Programs	84.010a	24610101116905	\$ 2,324,234
ESSA Title I Part A - Improving Basic Programs	84.010a	23610101116905	68,938
ESSA Title I, 1003 ESF Focused Support Grant	84.010a	246101397110073	179,414
ESSA Title I Part A - School Improvement	84.010a	23610141116905	461
<i>Total ALN 84.010</i>			<u>2,573,047</u>
IDEA-B Preschool - B	84.173	246610011169056610	51,413
<i>Total ALN 84.173</i>			<u>51,413</u>
IDEA-B Formula - B	84.027	246600011169056000	976,345
IDEA-B Formula - B	84.027	236600011169056000	515,208
IDEA-B Discretionary - Deaf - B	84.027	246600111169056673	222,480
IDEA-B Discretionary - Deaf - B	84.028	236600111169056673	349
<i>Total ALN 84.027</i>			<u>1,714,382</u>
IDEA - C, Early Intervention - B	84.181	233911011169053000	543
<i>Total ALN 84.181</i>			<u>543</u>
Carl Perkins - Perkins V	84.048	24420006116905	56,718
<i>Total ALN 84.048</i>			<u>56,718</u>
ESSA Title II Part A - Supporting Effective Education	84.367a	24694501116905	209,773
ESSA Title II Part A - Supporting Effective Education	84.367	23694501116905	27,590
Educator Assessment	84.367	69451971	500
<i>Total ALN 84.367</i>			<u>237,863</u>
ESSA Title III Part A - English Language Acquisition	84.365a	24671003116905	142,452
<i>Total ALN 84.365</i>			<u>142,452</u>
21st Century Grant*	84.287c	246950307110024	1,554,750
21st Century Grant*	84.287c	236950307110024	54,868
<i>Total ALN 84.287</i>			<u>1,609,618</u>
ESSA Title V Part B - Rural & Low Income School	84.358b	23696001116905	40,181
<i>Total ALN 84.358</i>			<u>40,181</u>
TCLAS - High Quality After School - D*	84.425d	215280587110064	516,011
Elementary and Secondary School Emergency Relief - II - D*	84.425d	21521001212909	3,897,712
Elementary and Secondary School Emergency Relief - III - D*	84.425u	21528001116905	1,875,637
TCLAS - Elementary and Secondary Schools Emerg. Relief - III - D*	84.425u	215280587110064	127,500
<i>Total ALN 84.425</i>			<u>6,416,860</u>
ESSA Title IV Part A - Student Support & Academic Achievement	84.424a	24680101116905	143,331
<i>Total ALN 84.424</i>			<u>143,331</u>
Teacher Leadership Incentive	84.374a	116-905	419,284
<i>Total ALN 84.374</i>			<u>419,284</u>
Summer School LEP	84.369	69552302	4,408
Total passed through the Texas Education Agency			<u>13,410,100</u>
Total Department of Education			<u>\$ 13,410,100</u>

GREENVILLE INDEPENDENT SCHOOL DISTRICT
SCHEDULE OF EXPENDITURES OF FEDERAL AWARDS
YEAR ENDED JUNE 30, 2024

(01) Federal Grantor/ Pass Through Grantor/ Program Title	(02) Federal ALN Number	(02A) Pass-Through Identifying Grant Number	(03) Federal Expenditures
<u>U.S. DEPARTMENT OF HEALTH AND HUMAN SERVICES</u>			
Direct Program:			
Head Start*	93.600	06CH01062106	1,423,697
<i>Total ALN 93.600</i>			<u>1,423,697</u>
Passed through the Texas Education Agency :			
COVID School Health Support	93.323	22393503116905	2,913
			<u>2,913</u>
Total Department of Health and Human Services			<u>1,426,610</u>
<u>U.S. DEPARTMENT OF AGRICULTURE</u>			
Passed through the Texas Department of Agriculture:			
School Breakfast Program - A	10.553	00622	600,510
National School Lunch Program - A	10.555	00622	2,334,927
State Administration Expenses	10.560	00622	20,393
USDA Commodity Food Distribution	10.565	00622	194,362
			<u>3,150,192</u>
Total Department of Agriculture			<u>3,150,192</u>
Total Expenditure of Federal Awards			<u>\$ 17,986,902</u>

* Denotes Major Programs

A - Child Nutrition Cluster - Total Cluster - \$ 2,935,437

B - Special Education Cluster - Total Cluster - \$ 1,766,338

D - Education Stabilization Fund Cluster - Cluster Total \$ 6,416,860

The accompanying notes to the Schedule of Expenditures of Federal Awards are an integral part of this statement

GREENVILLE INDEPENDENT SCHOOL DISTRICT
NOTES TO SCHEDULE OF EXPENDITURES OF FEDERAL AWARDS
YEAR ENDED JUNE 30, 2024

A. Basis of Presentation

The accompanying Schedule of Expenditures of Federal Awards (Schedule) includes the federal activity of the Greenville Independent School District and is presented on the modified accrual basis of accounting. Expenditures are recognized in the accounting period in which a fund liability occurs. Funds are considered earned to the extent of expenditures made.

The information in the Schedule is presented in accordance with the requirements of Title 2 U.S. *Code of Federal Regulations* (CFR) Part 200, *Uniform Administrative Requirements, Cost Principles, and Audit Requirements for Federal Awards* (Uniform Guidance). Because the Schedule presents only a selected portion of the operations of the District, it is not intended to and does not present the financial position or changes in net position of the District. Therefore, some amounts presented in this schedule may differ from amounts presented in or used in the preparation of the basic financial statements.

B. Summary of Significant Accounting Policies

The accounting and financial reporting treatment applied to a fund is determined by its measurement focus. The governmental fund types are accounted for using a current financial resources measurement focus. All federal expenditures were accounted for in the General Fund and Special Revenue Funds which are governmental fund types. Such expenditures are recognized following the cost principles contained in the Uniform Guidance, wherein certain types of expenditures are not allowed or are limited as to reimbursement. No federal financial assistance has been provided to a subrecipient.

Federal grants are considered to be earned to the extent of expenditures made under the provisions of the grant.

C. Food Distribution

Nonmonetary assistance is reported in the Schedule at the fair market value of the commodities received and used. No provision has been made for amounts on hand on June 30, 2024.

D. Subrecipients

The District provided federal awards to subrecipients in the Head Start program as follows:

Commerce Independent School District	\$	157,075
Quinlan Independent School District		144,372
Total	\$	<u>301,447</u>

E. Indirect Cost

The District has elected not to use the 10% de minimis indirect cost rate as allowed under the Uniform Guidance.

F. Reconciliation of Federal Revenue with Financial Statements

The District records amounts received from the federal government or other recipients of federal grant as federal revenue in the financial statements. This reconciliation identifies the difference between the financial statement revenues and the schedule of expenditures of federal awards:

Total Federal Expenditures (Exhibit K-1)	\$	17,986,902
School Health and Related Services		368,624
Technology E-rate		<u>100,509</u>
Federal Revenue (Exhibit C-3)	\$	<u>18,456,035</u>

APPENDIX E

THE PERMANENT SCHOOL FUND GUARANTEE PROGRAM

THE PERMANENT SCHOOL FUND GUARANTEE PROGRAM

This disclosure statement provides information relating to the program (the "Guarantee Program") administered by the Texas Education Agency (the "TEA") with respect to the Texas Permanent School Fund guarantee of tax-supported bonds issued by Texas school districts and the guarantee of revenue bonds issued by or for the benefit of Texas charter districts. The Guarantee Program was authorized by an amendment to the Texas Constitution in 1983 and is governed by Subchapter C of Chapter 45 of the Texas Education Code, as amended (the "Act"). While the Guarantee Program applies to bonds issued by or for both school districts and charter districts, as described below, the Act and the program rules for the two types of districts have some distinctions. For convenience of description and reference, those aspects of the Guarantee Program that are applicable to school district bonds and to charter district bonds are referred to herein as the "School District Bond Guarantee Program" and the "Charter District Bond Guarantee Program," respectively.

Some of the information contained in this Section may include projections or other forward-looking statements regarding future events or the future financial performance of the Texas Permanent School Fund (the "PSF" or the "Fund"). Actual results may differ materially from those contained in any such projections or forward-looking statements.

The regular session of the 89th Texas Legislature (the "Legislature") convened on January 14, 2025, and is scheduled to conclude on June 2, 2025. As of the date of this disclosure, the regular session is underway. The Texas Governor may call one or more special sessions at the conclusion of the regular session. During this time, the Legislature may enact laws that materially change current law as it relates to the Guarantee Program, the TEA, the State Board of Education (the "SBOE"), the Permanent School Fund Corporation (the "PSF Corporation"), the Act, and Texas school finance generally. No representation is made regarding any actions the Legislature has taken or may take, but the TEA, SBOE, and PSF Corporation monitor and analyze legislation for any developments applicable thereto.

History and Purpose

The PSF supports the State's public school system in two major ways: distributions to the constitutionally established Available School Fund (the "ASF"), as described below, and the guarantee of school district and charter district issued bonds through the Guarantee Program. The PSF was created in 1845 and received its first significant funding with a \$2,000,000 appropriation by the Legislature in 1854 expressly for the benefit of the public schools of Texas, with the sole purpose of assisting in the funding of public education for present and future generations. The Constitution of 1876 described that the PSF would be "permanent," and stipulated that certain lands and all proceeds from the sale of these lands should also constitute the PSF. Additional acts later gave more public domain land and rights to the PSF. In 1953, the U.S. Congress passed the Submerged Lands Act that relinquished to coastal states all rights of the U.S. navigable waters within state boundaries. If the State, by law, had set a larger boundary prior to or at the time of admission to the Union, or if the boundary had been approved by Congress, then the larger boundary applied. After three years of litigation (1957-1960), the U.S. Supreme Court on May 31, 1960, affirmed Texas' historic three marine leagues (10.35 miles) seaward boundary. Texas proved its submerged lands property rights to three leagues into the Gulf of Mexico by citing historic laws and treaties dating back to 1836. All lands lying within that limit belong to the PSF. The proceeds from the sale and the mineral-related rental of these lands, including bonuses, delay rentals and royalty payments, become the corpus of the Fund. Prior to the approval by the voters of the State of an amendment to the constitutional provision under which the Fund was established and administered, which occurred on September 13, 2003 (the "Total Return Constitutional Amendment"), and which is further described below, only the income produced by the PSF could be used to complement taxes in financing public education, which primarily consisted of income from securities, capital gains from securities transactions, and royalties from the sale of oil and natural gas. The Total Return Constitutional Amendment provides that interest and dividends produced by Fund investments will be additional revenue to the PSF.

On November 8, 1983, the voters of the State approved a constitutional amendment that provides for the guarantee by the PSF of bonds issued by school districts. On approval by the State Commissioner of Education (the "Education Commissioner"), bonds properly issued by a school district are fully guaranteed by the PSF. See "The School District Bond Guarantee Program."

In 2011, legislation was enacted that established the Charter District Bond Guarantee Program as a new component of the Guarantee Program. That legislation authorized the use of the PSF to guarantee revenue bonds issued by or for the benefit of certain open-enrollment charter schools that are designated as "charter districts" by the Education Commissioner. On approval by the Education Commissioner, bonds properly issued by a charter district participating in the Guarantee Program are fully guaranteed by the PSF. The Charter District Bond Guarantee Program became effective on March 3, 2014. See "The Charter District Bond Guarantee Program."

State law also permits charter schools to be chartered and operated by school districts and other political subdivisions, but bond financing of facilities for school district-operated charter schools is subject to the School District Bond Guarantee Program, not the Charter District Bond Guarantee Program.

While the School District Bond Guarantee Program and the Charter District Bond Guarantee Program relate to different types of bonds issued for different types of Texas public schools, and have different program regulations and requirements, a bond guaranteed under either part of the Guarantee Program has the same effect with respect to the guarantee obligation of the Fund thereto, and all guaranteed bonds are aggregated for purposes of determining the capacity of the Guarantee Program (see "Capacity Limits for the Guarantee Program"). The Charter District Bond Guarantee Program as enacted by State law has not been reviewed by any court, nor has the Texas Attorney General (the "Attorney General") been requested to issue an opinion, with respect to its constitutional validity.

Audited financial information for the PSF is provided annually through the PSF Corporation's Annual Comprehensive Financial Report (the "Annual Report"), which is filed with the Municipal Securities Rulemaking Board ("MSRB"). The Texas School Land Board's (the "SLB") land and real assets investment operations, which are part of the PSF as described below, are also included in the annual financial report of the Texas General Land Office (the "GLO") that is included in the annual comprehensive report of the State of Texas. The Annual Report includes the Message From the Chief Executive Officer of the PSF Corporation (the "Message") and the Management's Discussion and Analysis ("MD&A"). The Annual Report for the year ended August 31, 2024, as filed with the MSRB in accordance with the PSF undertaking and agreement made in accordance with Rule 15c2-12 ("Rule 15c2-12") of the United States Securities and Exchange Commission (the "SEC"), as described below, is hereby incorporated by reference into this disclosure. Information included herein for the year ended August 31, 2024, is derived from the audited financial statements of the PSF, which are included in the Annual Report as it is filed and posted. Reference is made to the Annual Report for the complete Message and MD&A for the year ended August 31, 2024, and for a description of the financial results of the PSF for the year ended August 31, 2024, the most recent year for which audited financial information regarding the Fund is available. The 2024 Annual Report speaks only as of its date and the PSF Corporation has

not obligated itself to update the 2024 Annual Report or any other Annual Report. The PSF Corporation posts (i) each Annual Report, which includes statistical data regarding the Fund as of the close of each fiscal year, (ii) the most recent disclosure for the Guarantee Program, (iii) the PSF Corporation's Investment Policy Statement (the "IPS"), and (iv) monthly updates with respect to the capacity of the Guarantee Program (collectively, the "Web Site Materials") on the PSF Corporation's web site at <https://texaspsf.org> and with the MSRB at www.emma.msrb.org. Such monthly updates regarding the Guarantee Program are also incorporated herein and made a part hereof for all purposes. In addition to the Web Site Materials, the Fund is required to make quarterly filings with the SEC under Section 13(f) of the Securities Exchange Act of 1934. Such filings, which consist of a list of the Fund's holdings of securities specified in Section 13(f), including exchange-traded (e.g., NYSE) or NASDAQ-quoted stocks, equity options and warrants, shares of closed-end investment companies and certain convertible debt securities, are available from the SEC at www.sec.gov/edgar. A list of the Fund's equity and fixed income holdings as of August 31 of each year is posted to the PSF Corporation's web site and filed with the MSRB. Such list excludes holdings in the Fund's securities lending program. Such list, as filed, is incorporated herein and made a part hereof for all purposes.

Management and Administration of the Fund

The Texas Constitution and applicable statutes delegate to the SBOE and the PSF Corporation the authority and responsibility for investment of the PSF's financial assets. The SBOE consists of 15 members who are elected by territorial districts in the State to four-year terms of office. The PSF Corporation is a special-purpose governmental corporation and instrumentality of the State entitled to sovereign immunity, and is governed by a nine-member board of directors (the "PSFC Board"), which consists of five members of the SBOE, the Land Commissioner, and three appointed members who have substantial background and expertise in investments and asset management, with one member being appointed by the Land Commissioner and the other two appointed by the Governor with confirmation by the Senate.

The PSF's non-financial real assets, including land, mineral and royalty interests, and individual real estate holdings, are held by the GLO and managed by the SLB. The SLB is required to send PSF mineral and royalty revenues to the PSF Corporation for investment, less amounts specified by appropriation to be retained by the SLB.

The Texas Constitution provides that the Fund shall be managed through the exercise of the judgment and care under the circumstances then prevailing which persons of ordinary prudence, discretion, and intelligence exercise in the management of their own affairs, not in regard to speculation, but in regard to the permanent disposition of their funds, considering the probable income therefrom as well as the probable safety of their capital (the "Prudent Person Standard"). In accordance with the Texas Constitution, the SBOE views the PSF as a perpetual endowment, and the Fund is managed as an endowment fund with a long-term investment horizon. For a detailed description of the PSFC Board's investment objectives, as well as a description of the PSFC Board's roles and responsibilities in managing and administering the Fund, see the IPS and Board meeting materials (available on the PSF Corporation's website).

As described below, the Total Return Constitutional Amendment restricts the annual pay-out from the Fund to both (i) 6% of the average of the market value of the Fund, excluding real property, on the last day of each of the sixteen State fiscal quarters preceding the Regular Session of the Legislature that begins before that State fiscal biennium, and (ii) the total-return on all investment assets of the Fund over a rolling ten-year period.

By law, the Education Commissioner is appointed by the Governor, with Senate confirmation, and assists the SBOE, but the Education Commissioner can neither be hired nor dismissed by the SBOE. The PSF Corporation has also engaged outside counsel to advise it as to its duties with respect to the Fund, including specific actions regarding the investment of the PSF to ensure compliance with fiduciary standards, and to provide transactional advice in connection with the investment of Fund assets in non-traditional investments. TEA's General Counsel provides legal advice to the SBOE but will not provide legal advice directly to the PSF Corporation.

The Total Return Constitutional Amendment shifted administrative costs of the Fund from the ASF to the PSF, providing that expenses of managing the PSF are to be paid "by appropriation" from the PSF. In January 2005, the Attorney General issued a legal opinion, Op. Tex. Att'y Gen. No. GA-0293 (2005), stating that the Total Return Constitutional Amendment does not require the SBOE to pay from such appropriated PSF funds the indirect management costs deducted from the assets of a mutual fund or other investment company in which PSF funds have been invested.

The Act requires that the Education Commissioner prepare, and the SBOE approve, an annual status report on the Guarantee Program (which is included in the Annual Report). The State Auditor or a certified public accountant audits the financial statements of the PSF, which are separate from other financial statements of the State. Additionally, not less than once each year, the PSFC Board must submit an audit report to the Legislative Budget Board ("LBB") regarding the operations of the PSF Corporation. The PSF Corporation may contract with a certified public accountant or the State Auditor to conduct an independent audit of the operations of the PSF Corporation, but such authorization does not affect the State Auditor's authority to conduct an audit of the PSF Corporation in accordance with State laws.

For each biennium, beginning with the 2024-2025 State biennium, the PSF Corporation is required to submit a legislative appropriations request ("LAR") to the LBB and the Office of the Governor that details a request for appropriation of funds to enable the PSF Corporation to carry out its responsibilities for the investment management of the Fund. The requested funding, budget structure, and riders are sufficient to fully support all operations of the PSF Corporation in state fiscal years 2026 and 2027. As described therein, the LAR is designed to provide the PSF Corporation with the ability to operate as a stand-alone state entity in the State budget while retaining the flexibility to fulfill its fiduciary duty and provide oversight and transparency to the Legislature and Governor.

The Total Return Constitutional Amendment

The Total Return Constitutional Amendment requires that PSF distributions to the ASF be determined using a "total-return-based" approach that provides that the total amount distributed from the Fund to the ASF: (1) in each year of a State fiscal biennium must be an amount that is not more than 6% of the average of the market value of the Fund, excluding real property (the "Distribution Rate"), on the last day of each of the sixteen State fiscal quarters preceding the Regular Session of the Legislature that begins before that State fiscal biennium, in accordance with the rate adopted by: (a) a vote of two-thirds of the total membership of the SBOE, taken before the Regular Session of the Legislature convenes or (b) the Legislature by general law or appropriation, if the SBOE does not adopt a rate as provided by clause (a); and (2) over the ten-year period consisting of the current State fiscal year and the nine preceding State fiscal years may not exceed the total return on all investment assets of the Fund over the same ten-year period (the "Ten Year Total Return"). In April

2009, the Attorney General issued a legal opinion, Op. Tex. Att’y Gen. No. GA-0707 (2009) (“GA-0707”), with regard to certain matters pertaining to the Distribution Rate and the determination of the Ten Year Total Return. In GA-0707 the Attorney General opined, among other advice, that (i) the Ten Year Total Return should be calculated on an annual basis, (ii) a contingency plan adopted by the SBOE, to permit monthly transfers equal in aggregate to the annual Distribution Rate to be halted and subsequently made up if such transfers temporarily exceed the Ten Year Total Return, is not prohibited by State law, provided that such contingency plan applies only within a fiscal year time basis, not on a biennium basis, and (iii) the amount distributed from the Fund in a fiscal year may not exceed 6% of the average of the market value of the Fund or the Ten Year Total Return. In accordance with GA-0707, in the event that the Ten Year Total Return is exceeded during a fiscal year, transfers to the ASF will be halted. However, if the Ten Year Total Return subsequently increases during that biennium, transfers may be resumed, if the SBOE has provided for that contingency, and made in full during the remaining period of the biennium, subject to the limit of 6% in any one fiscal year. Any shortfall in the transfer that results from such events from one biennium may not be paid over to the ASF in a subsequent biennium as the SBOE would make a separate payout determination for that subsequent biennium.

In determining the Distribution Rate, the SBOE has adopted the goal of maximizing the amount distributed from the Fund in a manner designed to preserve “intergenerational equity.” The definition of intergenerational equity that the SBOE has generally followed is the maintenance of purchasing power to ensure that endowment spending keeps pace with inflation, with the ultimate goal being to ensure that current and future generations are given equal levels of purchasing power in real terms. In making this determination, the SBOE takes into account various considerations, and relies upon PSF Corporation and TEA staff and external investment consultants, which undertake analysis for long-term projection periods that includes certain assumptions. Among the assumptions used in the analysis are a projected rate of growth of student enrollment State-wide, the projected contributions and expenses of the Fund, projected returns in the capital markets and a projected inflation rate.

The Texas Constitution also provides authority to the GLO or another entity (described in statute as the SLB or the PSF Corporation) that has responsibility for the management of revenues derived from land or other properties of the PSF to determine whether to transfer an amount each year to the ASF from the revenue derived during the current year from such land or properties. The Texas Constitution limits the maximum transfer to the ASF to \$600 million in each year from the revenue derived during that year from the PSF from the GLO, the SBOE or another entity to the extent such entity has the responsibility for the management of revenues derived from such land or other properties. Any amount transferred to the ASF pursuant to this constitutional provision is excluded from the 6% Distribution Rate limitation applicable to SBOE transfers.

The following table shows amounts distributed to the ASF from the portions of the Fund administered by the SBOE (the “PSF(SBOE)”), the PSF Corporation (the “PSF(CORP)”), and the SLB (the “PSF(SLB)”).

Annual Distributions to the Available School Fund¹

<u>Fiscal Year Ending</u>	<u>2015</u>	<u>2016</u>	<u>2017</u>	<u>2018</u>	<u>2019</u>	<u>2020</u>	<u>2021</u>	<u>2022</u>	<u>2023²</u>	<u>2024</u>
PSF(CORP) Distribution	\$ -	\$ -	\$ -	\$ -	\$ -	\$ -	\$ -	\$ -	\$2,076	\$2,156
PSF(SBOE) Distribution	839	1,056	1,056	1,236	1,236	1,102	1,102	1,731	-	-
PSF(SLB) Distribution	-	-	-	-	300	600	600 ³	415	115	-
Per Student Distribution	173	215	212	247	306	347	341	432	440	430

¹ In millions of dollars. Source: Annual Report for year ended August 31, 2024.

² Reflects the first fiscal year in which distributions were made by the PSF Corporation.

³ In September 2020, the SBOE approved a special, one-time transfer of \$300 million from the portion of the PSF managed by the SBOE to the portion of the PSF managed by the SLB, which amount is to be transferred to the ASF by the SLB in fiscal year 2021. In approving the special transfer, the SBOE determined that the transfer was in the best interest of the PSF due to the historic nature of the public health and economic circumstances resulting from the COVID-19 pandemic and its impact on the school children of Texas.

In November 2024, the SBOE approved a \$3.6 billion distribution to the ASF for State fiscal biennium 2026-2027. In making its determination of the 2026-2027 Distribution Rate, the SBOE took into account the planned distribution to the ASF by the PSF Corporation of \$1.2 billion for the biennium.

Efforts to achieve the intergenerational equity objective, as described above, result in changes in the Distribution Rate for each biennial period. The following table sets forth the Distribution Rates announced by the SBOE in the fall of each even-numbered year to be applicable for the following biennium.

<u>State Fiscal Biennium</u>	<u>2010-11</u>	<u>2012-13</u>	<u>2014-15</u>	<u>2016-17</u>	<u>2018-19</u>	<u>2020-21</u>	<u>2022-23</u>	<u>2024-25</u>	<u>2026-27</u>
<u>SBOE Distribution Rate¹</u>	2.5%	4.2%	3.3%	3.5%	3.7%	2.974%	4.18%	3.32%	3.45%

¹ Includes only distributions made to the ASF by the SBOE; see the immediately preceding table for amounts of direct SLB distributions to the ASF. In addition, the PSF Corp approved transfers of \$600 million per year directly to the ASF for fiscal biennium 2026-27.

PSF Corporation Strategic Asset Allocation

The PSFC Board sets the asset allocation policy for the Fund, including determining the available asset classes for investment and approving target percentages and ranges for allocation to each asset class, with the goal of delivering a long-term risk adjusted return through all economic and market environments. The IPS includes a combined asset allocation for all Fund assets (consisting of assets transferred for management to the PSF Corporation from the SBOE and the SLB). The IPS provides that the Fund’s investment objectives are as follows:

- Generate distributions for the benefit of public schools in Texas;
- Maintain the purchasing power of the Fund, after spending and inflation, in order to maintain intergenerational equity with respect to distributions from the Fund;

- Provide a maximum level of return consistent with prudent risk levels, while maintaining sufficient liquidity needed to support Fund obligations; and
- Maintain a AAA credit rating, as assigned by a nationally recognized securities rating organization.

The table below sets forth the current strategic asset allocation of the Fund that was adopted September 2024 (which is subject to change from time to time):

Asset Class	Strategic Asset Allocation	Range	
		Min	Max
Cash	2.0%	0.0%	n/a
Core Bonds	10.0%	5.0%	15.0%
High Yield	2.0%	0.0%	7.0%
Bank Loans	4.0%	0.0%	9.0%
Treasury Inflation Protected Securities	2.0%	0.0%	7.0%
Large Cap Equity	14.0%	9.0%	19.0%
Small/Mid-Cap Equity	6.0%	1.0%	11.0%
Non-US Developed Equity	7.0%	2.0%	12.0%
Absolute Return	3.0%	0.0%	8.0%
Real Estate	12.0%	7.0%	17.0%
Private Equity	20.0%	10.0%	30.0%
Private Credit	8.0%	3.0%	13.0%
Natural Resources	5.0%	0.0%	10.0%
Infrastructure	5.0%	0.0%	10.0%

The table below sets forth the comparative investments of the PSF for the fiscal years ending August 31, 2023 and 2024, as set forth in the Annual Report for the 2024 fiscal year. As of January 1, 2023, the assets of the PSF(SBOE) and the PSF(SLB) were generally combined (referred to herein as the PSF(CORP)) for investment management and accounting purposes.

Comparative Investment Schedule – PSF(CORP)

Fair Value (in millions) August 31, 2024 and 2023				
ASSET CLASS	August 31, 2024	August 31, 2023	Amount of Increase (Decrease)	Percent Change
EQUITY				
Domestic Small Cap	\$3,651.3	\$ 2,975.1	\$ 676.2	22.7%
Domestic Large Cap	8,084.6	7,896.5	188.1	2.4%
Total Domestic Equity	11,735.9	10,871.6	864.3	8.0%
International Equity	4,131.1	7,945.5	(3,814.4)	-48.0%
TOTAL EQUITY	15,867.0	18,817.1	(2,950.1)	-15.7%
FIXED INCOME				
Domestic Fixed Income	-	5,563.7	-	-
US Treasuries	-	937.5	-	-
Core Bonds	8,151.6	-	-	-
Bank Loans	2,564.1	-	-	-
High Yield Bonds	2,699.5	1,231.6	1,467.9	119.2%
Emerging Market Debt	-	869.7	-	-
TOTAL FIXED INCOME	13,415.2	8,602.5	4,812.7	55.9%
ALTERNATIVE INVESTMENTS				
Absolute Return	3,106.0	3,175.8	(69.8)	-2.2%
Real Estate	6,101.0	6,525.2	(424.2)	-6.5%
Private Equity	8,958.8	8,400.7	558.1	6.6%
Emerging Manager Program	-	134.5	-	-
Real Return	-	1,663.7	-	-
Private Credit	2,257.9	-	-	-
Real Assets	4,648.1	4,712.1	(64.0)	-1.4%
TOT ALT INVESTMENTS	25,071.8	24,612.0	459.8	1.9%

UNALLOCATED CASH	<u>2,583.2</u>	<u>348.2</u>	<u>2,235</u>	<u>641.9%</u>
TOTAL PSF(CORP) INVESTMENTS	56,937.2	\$ 52,379.8	\$ 4,557.4	8.7%

Source: Annual Report for year ended August 31, 2024.

The table below sets forth the investments of the PSF(SLB) for the year ended August 31, 2024.

Investment Schedule - PSF(SLB)¹

Fair Value (in millions) August 31, 2024

	<u>As of</u> <u>8-31-24</u>
Investment Type	
Investments in Real Assets	
Sovereign Lands	\$ 277.47
Discretionary Internal Investments	457.01
Other Lands	153.15
Minerals ^{(2), (3)}	<u>4,540.61</u> ⁽⁶⁾
Total Investments ⁽⁴⁾	5,428.23
Cash in State Treasury ⁽⁵⁾	0
Total Investments & Cash in State Treasury	\$ 5,428.23

¹ Unaudited figures from Table 5 in the FY 2024 Unaudited Annual Financial Report of the Texas General Land Office and Veterans Land Board.

² Historical Cost of investments at August 31, 2024 was: Sovereign Lands \$838,730.24; Discretionary Internal Investments \$318,902,420.97; Other Lands \$37,290,818.76; and Minerals \$13,437,063.73.

³ Includes an estimated 1,000,000.00 acres in freshwater rivers.

⁴ Includes an estimated 1,747,600.00 in excess acreage.

⁵ Cash in State Treasury is managed by the Treasury Operations Division of the Comptroller of Public Accounts of the State of Texas.

⁶ Future Net Revenues discounted at 10% and then adjusted for risk factors. A mineral reserve report is prepared annually by external third-party petroleum engineers.

The asset allocation of the Fund's financial assets portfolio is subject to change by the PSF Corporation from time to time based upon a number of factors, including recommendations to the PSF Corporation made by internal investment staff and external consultants. Fund performance may also be affected by factors other than asset allocation, including, without limitation, the general performance of the securities markets and other capital markets in the United States and abroad, which may be affected by different levels of economic activity; decisions of political officeholders; significant adverse weather events; development of hostilities in and among nations; cybersecurity threats and events; changes in international trade policies or practices; application of the Prudent Person Standard, which may eliminate certain investment opportunities for the Fund; management fees paid to external managers and embedded management fees for some fund investments; and PSF operational limitations impacted by Texas law or legislative appropriation. The Guarantee Program could also be impacted by changes in State or federal law or regulations or the implementation of new accounting standards.

The School District Bond Guarantee Program

The School District Bond Guarantee Program requires an application be made by a school district to the Education Commissioner for a guarantee of its bonds. If the conditions for the School District Bond Guarantee Program are satisfied, the guarantee becomes effective upon approval of the bonds by the Attorney General and remains in effect until the guaranteed bonds are paid or defeased, by a refunding or otherwise.

In the event of default, holders of guaranteed school district bonds will receive all payments as and when may become due from the corpus of the PSF. Following a determination that a school district will be or is unable to pay maturing or matured principal or interest on any guaranteed bond, the Act requires the school district to notify the Education Commissioner not later than the fifth day before the stated maturity date of such bond or interest payment. Immediately following receipt of such notice, the Education Commissioner must cause to be transferred from the appropriate account in the PSF to the Paying Agent/Registrar an amount necessary to pay the maturing or matured principal and interest, as applicable. Upon receipt of funds for payment of such principal or interest, the Paying Agent/Registrar must pay the amount due and forward the canceled bond or evidence of payment of the interest to the State Comptroller of Public Accounts (the "Comptroller"). The Education Commissioner will instruct the Comptroller to withhold the amount paid, plus interest, from the first State money payable to the school district. The amount withheld pursuant to this funding "intercept" feature will be deposited to the credit of the PSF. The Comptroller must hold such canceled bond or evidence of payment of the interest on behalf of the PSF. Following full reimbursement of such payment by the school district to the PSF with interest, the Comptroller will cancel the bond or evidence of payment of the interest and forward it to the school district. The Act permits the Education Commissioner to order a school district to set a tax rate sufficient to reimburse the PSF for any payments made with respect to guaranteed bonds, and also sufficient to pay future payments on guaranteed bonds, and provides certain enforcement mechanisms to the Education Commissioner, including the appointment of a board of managers or annexation of a defaulting school district to another school district.

If a school district fails to pay principal or interest on a bond as it is stated to mature, other amounts not due and payable are not accelerated and do not become due and payable by virtue of the district's default. The School District Bond Guarantee Program does not apply to the payment of principal and interest upon redemption of bonds, except upon mandatory sinking fund redemption, and does not

apply to the obligation, if any, of a school district to pay a redemption premium on its guaranteed bonds. The guarantee applies to all matured interest on guaranteed school district bonds, whether the bonds were issued with a fixed or variable interest rate and whether the interest rate changes as a result of an interest reset provision or other bond order provision requiring an interest rate change. The guarantee does not extend to any obligation of a school district under any agreement with a third party relating to guaranteed bonds that is defined or described in State law as a "bond enhancement agreement" or a "credit agreement," unless the right to payment of such third party is directly as a result of such third party being a bondholder.

In the event that two or more payments are made from the PSF on behalf of a district, the Education Commissioner shall request the Attorney General to institute legal action to compel the district and its officers, agents and employees to comply with the duties required of them by law in respect to the payment of guaranteed bonds.

Generally, the regulations that govern the School District Bond Guarantee Program (the "SDBGP Rules") limit guarantees to certain types of notes and bonds, including, with respect to refunding bonds issued by school districts, a requirement that the bonds produce debt service savings. The SDBGP Rules include certain accreditation criteria for districts applying for a guarantee of their bonds, and limit guarantees to districts that have less than the amount of annual debt service per average daily attendance that represents the 90th percentile of annual debt service per average daily attendance for all school districts, but such limitation will not apply to school districts that have enrollment growth of at least 25% over the previous five school years. The SDBGP Rules are codified in the Texas Administrative Code at 19 TAC section 33.6 and are available at <https://tea.texas.gov/finance-and-grants/state-funding/facilities-funding-and-standards/bond-guarantee-program>.

The Charter District Bond Guarantee Program

The Charter District Bond Guarantee Program became effective March 3, 2014. The SBOE published final regulations in the Texas Register that provide for the administration of the Charter District Bond Guarantee Program (the "CDBGP Rules"). The CDBGP Rules are codified at 19 TAC section 33.7 and are available at <https://tea.texas.gov/finance-and-grants/state-funding/facilities-funding-and-standards/bond-guarantee-program>.

The Charter District Bond Guarantee Program has been authorized through the enactment of amendments to the Act, which provide that a charter holder may make application to the Education Commissioner for designation as a "charter district" and for a guarantee by the PSF under the Act of bonds issued on behalf of a charter district by a non-profit corporation. If the conditions for the Charter District Bond Guarantee Program are satisfied, the guarantee becomes effective upon approval of the bonds by the Attorney General and remains in effect until the guaranteed bonds are paid or defeased, by a refunding or otherwise.

Pursuant to the CDBGP Rules, the Education Commissioner annually determines the ratio of charter district students to total public school students, for the 2025 fiscal year, the ratio is 7.86%. At February 27, 2025, there were 188 active open-enrollment charter schools in the State and there were 1,222 charter school campuses authorized under such charters, though as of such date, 264 of such campuses are not currently serving students for various reasons; therefore, there are 958 charter school campuses actively serving students in Texas. Section 12.101, Texas Education Code, limits the number of charters that the Education Commissioner may grant to a total number of 305 charters. While legislation limits the number of charters that may be granted, it does not limit the number of campuses that may operate under a particular charter. For information regarding the capacity of the Guarantee Program, see "Capacity Limits for the Guarantee Program." The Act provides that the Education Commissioner may not approve the guarantee of refunding or refinanced bonds under the Charter District Bond Guarantee Program in a total amount that exceeds one-half of the total amount available for the guarantee of charter district bonds under the Charter District Bond Guarantee Program.

In accordance with the Act, the Education Commissioner may not approve charter district bonds for guarantee if such guarantees will result in lower bond ratings for public school district bonds that are guaranteed under the School District Bond Guarantee Program. To be eligible for a guarantee, the Act provides that a charter district's bonds must be approved by the Attorney General, have an unenhanced investment grade rating from a nationally recognized investment rating firm, and satisfy a limited investigation conducted by the TEA.

The Charter District Bond Guarantee Program does not apply to the payment of principal and interest upon redemption of bonds, except upon mandatory sinking fund redemption, and does not apply to the obligation, if any, of a charter district to pay a redemption premium on its guaranteed bonds. The guarantee applies to all matured interest on guaranteed charter district bonds, whether the bonds were issued with a fixed or variable interest rate and whether the interest rate changes as a result of an interest reset provision or other bond resolution provision requiring an interest rate change. The guarantee does not extend to any obligation of a charter district under any agreement with a third party relating to guaranteed bonds that is defined or described in State law as a "bond enhancement agreement" or a "credit agreement," unless the right to payment of such third party is directly as a result of such third party being a bondholder.

In the event of default, holders of guaranteed charter district bonds will receive all payments as and when they become due from the corpus of the PSF. Following a determination that a charter district will be or is unable to pay maturing or matured principal or interest on any guaranteed bond, the Act requires a charter district to notify the Education Commissioner not later than the fifth day before the stated maturity date of such bond or interest payment and provides that immediately following receipt of notice that a charter district will be or is unable to pay maturing or matured principal or interest on a guaranteed bond, the Education Commissioner is required to instruct the Comptroller to transfer from the Charter District Reserve Fund to the district's paying agent an amount necessary to pay the maturing or matured principal or interest, as applicable. If money in the Charter District Reserve Fund is insufficient to pay the amount due on a bond for which a notice of default has been received, the Education Commissioner is required to instruct the Comptroller to transfer from the PSF to the district's paying agent the amount necessary to pay the balance of the unpaid maturing or matured principal or interest, as applicable. If a total of two or more payments are made under the Charter District Bond Guarantee Program on charter district bonds and the Education Commissioner determines that the charter district is acting in bad faith under the program, the Education Commissioner may request the Attorney General to institute appropriate legal action to compel the charter district and its officers, agents, and employees to comply with the duties required of them by law in regard to the guaranteed bonds. As is the case with the School District Bond Guarantee Program, the Act provides a funding "intercept" feature that obligates the Education Commissioner to instruct the Comptroller to withhold the amount paid with respect to the Charter District Bond Guarantee Program, plus interest, from the first State money payable to a charter district that fails to make a guaranteed payment on its bonds. The amount withheld will be deposited, first, to the credit of the PSF, and then to restore any amount drawn from the Charter District Reserve Fund as a result of the non-payment.

The CDBG Rules provide that the PSF may be used to guarantee bonds issued for the acquisition, construction, repair, or renovation of an educational facility for an open-enrollment charter holder and equipping real property of an open-enrollment charter school and/or to refinance promissory notes executed by an open-enrollment charter school, each in an amount in excess of \$500,000 the proceeds of which loans were used for a purpose described above (so-called new money bonds) or for refinancing bonds previously issued for the charter school that were approved by the Attorney General (so-called refunding bonds). Refunding bonds may not be guaranteed under the Charter District Bond Guarantee Program if they do not result in a present value savings to the charter holder.

The CDBG Rules provide that an open-enrollment charter holder applying for charter district designation and a guarantee of its bonds under the Charter District Bond Guarantee Program satisfy various provisions of the regulations, including the following: It must (i) have operated at least one open-enrollment charter school with enrolled students in the State for at least three years; (ii) agree that the bonded indebtedness for which the guarantee is sought will be undertaken as an obligation of all entities under common control of the open-enrollment charter holder, and that all such entities will be liable for the obligation if the open-enrollment charter holder defaults on the bonded indebtedness, provided, however, that an entity that does not operate a charter school in Texas is subject to this provision only to the extent it has received state funds from the open-enrollment charter holder; (iii) have had completed for the past three years an audit for each such year that included unqualified or unmodified audit opinions; and (iv) have received an investment grade credit rating within the last year. Upon receipt of an application for guarantee under the Charter District Bond Guarantee Program, the Education Commissioner is required to conduct an investigation into the financial status of the applicant charter district and of the accreditation status of all open-enrollment charter schools operated under the charter, within the scope set forth in the CDBG Rules. Such financial investigation must establish that an applying charter district has a historical debt service coverage ratio, based on annual debt service, of at least 1.1 for the most recently completed fiscal year, and a projected debt service coverage ratio, based on projected revenues and expenses and maximum annual debt service, of at least 1.2. The failure of an open-enrollment charter holder to comply with the Act or the applicable regulations, including by making any material misrepresentations in the charter holder's application for charter district designation or guarantee under the Charter District Bond Guarantee Program, constitutes a material violation of the open-enrollment charter holder's charter.

From time to time, TEA has limited new guarantees under the Charter District Bond Guarantee Program to conform to capacity limits specified by the Act. The Charter District Bond Guarantee Program Capacity (the "CDBG Capacity") is made available from the capacity of the Guarantee Program but is not reserved exclusively for the Charter District Bond Guarantee Program. See "Capacity Limits for the Guarantee Program." Other factors that could increase the CDBG Capacity include Fund investment performance, future increases in the Guarantee Program multiplier, changes in State law that govern the calculation of the CDBG Capacity, as described below, changes in State or federal law or regulations related to the Guarantee Program limit, growth in the relative percentage of students enrolled in open-enrollment charter schools to the total State scholastic census, legislative and administrative changes in funding for charter districts, changes in level of school district or charter district participation in the Guarantee Program, or a combination of such circumstances.

Capacity Limits for the Guarantee Program

The capacity of the Fund to guarantee bonds under the Guarantee Program is limited to the lesser of that imposed by State law (the "State Capacity Limit") and that imposed by regulations and a notice issued by the IRS (the "IRS Limit", with the limit in effect at any given time being the "Capacity Limit"). From 2005 through 2009, the Guarantee Program twice reached capacity under the IRS Limit, and in each instance the Guarantee Program was closed to new bond guarantee applications until relief was obtained from the IRS. The most recent closure of the Guarantee Program commenced in March 2009 and the Guarantee Program reopened in February 2010 after the IRS updated regulations relating to the PSF and similar funds.

Prior to 2007, various legislation was enacted modifying the calculation of the State Capacity limit; however, in 2007, Senate Bill 389 ("SB 389") was enacted, providing for increases in the capacity of the Guarantee Program, and specifically providing that the SBOE may by rule increase the capacity of the Guarantee Program from two and one-half times the cost value of the PSF to an amount not to exceed five times the cost value of the PSF, provided that the increased limit does not violate federal law and regulations and does not prevent bonds guaranteed by the Guarantee Program from receiving the highest available credit rating, as determined by the SBOE. SB 389 further provided that the SBOE shall at least annually consider whether to change the capacity of the Guarantee Program. Additionally, on May 21, 2010, the SBOE modified the SDBG Rules, and increased the State Capacity Limit to an amount equal to three times the cost value of the PSF. Such modified regulations, including the revised capacity rule, became effective on July 1, 2010. The SDBG Rules provide that the Education Commissioner will estimate the available capacity of the PSF each month and may increase or reduce the State Capacity Limit multiplier to prudently manage fund capacity and maintain the AAA credit rating of the Guarantee Program but also provide that any changes to the multiplier made by the Education Commissioner are to be ratified or rejected by the SBOE at the next meeting following the change. See "Valuation of the PSF and Guaranteed Bonds" below.

Since September 2015, the SBOE has periodically voted to change the capacity multiplier as shown in the following table.

<u>Changes in SBOE-determined multiplier for State Capacity Limit</u>	
<u>Date</u>	<u>Multiplier</u>
Prior to May 2010	2.50
May 2010	3.00
September 2015	3.25
February 2017	3.50
September 2017	3.75
February 2018 (current)	3.50

Since December 16, 2009, the IRS Limit was a static limit set at 500% of the total cost value of the assets held by the PSF as of December 16, 2009; however, on May 10, 2023, the IRS released Notice 2023-39 (the "IRS Notice"), stating that the IRS would issue regulations amending the existing regulations to amend the calculation of the IRS limit to 500% of the total cost value of assets held by the PSF as of the date of sale of new bonds, effective as of May 10, 2023.

The IRS Notice changed the IRS Limit from a static limit to a dynamic limit for the Guarantee Program based upon the cost value of Fund assets, multiplied by five. As of January 31, 2025 the cost value of the Guarantee Program was \$48,560,433,760 (unaudited), thereby producing an IRS Limit of \$242,802,168,800 in principal amount of guaranteed bonds outstanding.

As of January 31, 2025, the estimated State Capacity Limit is \$169,961,518,160, which is lower than the IRS Limit, making the State Capacity Limit the current Capacity Limit for the Fund.

Since July 1991, when the SBOE amended the Guarantee Program Rules to broaden the range of bonds that are eligible for guarantee under the Guarantee Program to encompass most Texas school district bonds, the principal amount of bonds guaranteed under the Guarantee Program has increased sharply. In addition, in recent years a number of factors have caused an increase in the amount of bonds issued by school districts in the State. See the table "Permanent School Fund Guaranteed Bonds" below. Effective March 1, 2023, the Act provides that the SBOE may establish a percentage of the Capacity Limit to be reserved from use in guaranteeing bonds (the "Capacity Reserve"). The SDBGP Rules provide for a maximum Capacity Reserve for the overall Guarantee Program of 5% and provide that the amount of the Capacity Reserve may be increased or decreased by a majority vote of the SBOE based on changes in the cost value, asset allocation, and risk in the portfolio, or may be increased or decreased by the Education Commissioner as necessary to prudently manage fund capacity and preserve the AAA credit rating of the Guarantee Program (subject to ratification or rejection by the SBOE at the next meeting for which an item can be posted). The CDBGP Rules provide for an additional reserve of CDBGP Capacity determined by calculating an equal percentage as established by the SBOE for the Capacity Reserve, applied to the CDBGP Capacity. Effective March 1, 2023, the Capacity Reserve is 0.25%. The Capacity Reserve is noted in the monthly updates with respect to the capacity of the Guarantee Program on the PSF Corporation's web site at <https://texaspsf.org/monthly-disclosures/>, which are also filed with the MSRB.

Based upon historical performance of the Fund, the legal restrictions relating to the amount of bonds that may be guaranteed has generally resulted in a lower ratio of guaranteed bonds to available assets as compared to many other types of credit enhancements that may be available for Texas school district bonds and charter district bonds. However, the ratio of Fund assets to guaranteed bonds and the growth of the Fund in general could be adversely affected by a number of factors, including Fund investment performance, investment objectives of the Fund, an increase in bond issues by school districts in the State or legal restrictions on the Fund, changes in State laws that implement funding decisions for school districts and charter districts, which could adversely affect the credit quality of those districts, the implementation of the Charter District Bond Guarantee Program, or significant changes in distributions to the ASF. The issuance of the IRS Notice and the Final IRS Regulations resulted in a substantial increase in the amount of bonds guaranteed under the Guarantee Program.

No representation is made as to how the capacity will remain available, and the capacity of the Guarantee Program is subject to change due to a number of factors, including changes in bond issuance volume throughout the State and some bonds receiving guarantee approvals may not close. If the amount of guaranteed bonds approaches the State Capacity Limit, the SBOE or Education Commissioner may increase the State Capacity Limit multiplier as discussed above.

2017 Legislative Changes to the Charter District Bond Guarantee Program

The CDBGP Capacity is established by the Act. During the 85th Texas Legislature, which concluded on May 29, 2017, Senate Bill 1480 ("SB 1480") was enacted. SB 1480 amended the Act to modify how the CDBGP Capacity is established effective as of September 1, 2017, and made other substantive changes to the Charter District Bond Guarantee Program. Prior to the enactment of SB 1480, the CDBGP Capacity was calculated as the Capacity Limit less the amount of outstanding bond guarantees under the Guarantee Program multiplied by the percentage of charter district scholastic population relative to the total public school scholastic population. SB 1480 amended the CDBGP Capacity calculation so that the Capacity Limit is multiplied by the percentage of charter district scholastic population relative to the total public school scholastic population prior to the subtraction of the outstanding bond guarantees, thereby increasing the CDBGP Capacity.

The percentage of the charter district scholastic population to the overall public school scholastic population has grown from 3.53% in September 2012 to 7.86% in February 2025. TEA is unable to predict how the ratio of charter district students to the total State scholastic population will change over time.

In addition to modifying the manner of determining the CDBGP Capacity, SB 1480 provided that the Education Commissioner's investigation of a charter district application for guarantee may include an evaluation of whether the charter district bond security documents provide a security interest in real property pledged as collateral for the bond and the repayment obligation under the proposed guarantee. The Education Commissioner may decline to approve the application if the Education Commissioner determines that sufficient security is not provided. The Act and the CDBGP Rules also require the Education Commissioner to make an investigation of the accreditation status and financial status for a charter district applying for a bond guarantee.

Since the initial authorization of the Charter District Bond Guarantee Program, the Act has established a bond guarantee reserve fund in the State treasury (the "Charter District Reserve Fund"). Formerly, the Act provided that each charter district that has a bond guaranteed must annually remit to the Education Commissioner, for deposit in the Charter District Reserve Fund, an amount equal to 10% of the savings to the charter district that is a result of the lower interest rate on its bonds due to the guarantee by the PSF. SB 1480 modified the Act insofar as it pertains to the Charter District Reserve Fund. Effective September 1, 2017, the Act provides that a charter district that has a bond guaranteed must remit to the Education Commissioner, for deposit in the Charter District Reserve Fund, an amount equal to 20% of the savings to the charter district that is a result of the lower interest rate on the bond due to the guarantee by the PSF. The amount due shall be paid on receipt by the charter district of the bond proceeds. However, the deposit requirement will not apply if the balance of the Charter District Reserve Fund is at least equal to 3.00% of the total amount of outstanding guaranteed bonds issued by charter districts. At January 31, 2025, the Charter District Reserve Fund contained \$120,355,020, which represented approximately 2.44% of the guaranteed charter district bonds. The Reserve Fund is held and invested as a non-commingled fund under the administration of the PSF Corporation staff.

Charter District Risk Factors

Open-enrollment charter schools in the State may not charge tuition and, unlike school districts, charter districts have no taxing power. Funding for charter district operations is largely from amounts appropriated by the Legislature. Additionally, the amount of State payments

a charter district receives is based on a variety of factors, including the enrollment at the schools operated by a charter district, and may be affected by the State's economic performance and other budgetary considerations and various political considerations.

Other than credit support for charter district bonds that is provided to qualifying charter districts by the Charter District Bond Guarantee Program, State funding for charter district facilities construction is limited to a program established by the Legislature in 2017, which provides \$60 million per year for eligible charter districts with an acceptable performance rating for a variety of funding purposes, including for lease or purchase payments for instructional facilities. Since State funding for charter facilities is limited, charter schools generally issue revenue bonds to fund facility construction and acquisition, or fund facilities from cash flows of the school. Some charter districts have issued non-guaranteed debt in addition to debt guaranteed under the Charter District Bond Guarantee Program, and such non-guaranteed debt is likely to be secured by a deed of trust covering all or part of the charter district's facilities. In March 2017, the TEA began requiring charter districts to provide the TEA with a lien against charter district property as a condition to receiving a guarantee under the Charter District Bond Guarantee Program. However, charter district bonds issued and guaranteed under the Charter District Bond Guarantee Program prior to the implementation of the new requirement did not have the benefit of a security interest in real property, although other existing debts of such charter districts that are not guaranteed under the Charter District Bond Guarantee Program may be secured by real property that could be foreclosed on in the event of a bond default.

As a general rule, the operation of a charter school involves fewer State requirements and regulations for charter holders as compared to other public schools, but the maintenance of a State-granted charter is dependent upon on-going compliance with State law and regulations, which are monitored by TEA. TEA has a broad range of enforcement and remedial actions that it can take as corrective measures, and such actions may include the loss of the State charter, the appointment of a new board of directors to govern a charter district, the assignment of operations to another charter operator, or, as a last resort, the dissolution of an open-enrollment charter school. Charter holders are governed by a private board of directors, as compared to the elected boards of trustees that govern school districts.

As described above, the Act includes a funding "intercept" function that applies to both the School District Bond Guarantee Program and the Charter District Bond Guarantee Program. However, school districts are viewed as the "educator of last resort" for students residing in the geographical territory of the district, which makes it unlikely that State funding for those school districts would be discontinued, although the TEA can require the dissolution and merger into another school district if necessary to ensure sound education and financial management of a school district. That is not the case with a charter district, however, and open-enrollment charter schools in the State have been dissolved by TEA from time to time. If a charter district that has bonds outstanding that are guaranteed by the Charter District Bond Guarantee Program should be dissolved, debt service on guaranteed bonds of the district would continue to be paid to bondholders in accordance with the Charter District Bond Guarantee Program, but there would be no funding available for reimbursement of the PSF by the Comptroller for such payments. As described under "The Charter District Bond Guarantee Program," the Act established the Charter District Reserve Fund, to serve as a reimbursement resource for the PSF.

Ratings of Bonds Guaranteed Under the Guarantee Program

Moody's Investors Service, Inc., S&P Global Ratings, and Fitch Ratings, Inc. rate bonds guaranteed by the PSF "Aaa," "AAA" and "AAA," respectively. Not all districts apply for multiple ratings on their bonds, however. See the applicable rating section within the offering document to which this is attached for information regarding a district's underlying rating and the enhanced rating applied to a given series of bonds.

Valuation of the PSF and Guaranteed Bonds

Permanent School Fund Valuations

Fiscal Year Ended 8/31	Book Value⁽¹⁾	Market Value⁽¹⁾
2020	\$36,642,000,738	\$46,764,059,745
2021	38,699,895,545	55,582,252,097
2022	42,511,350,050	56,754,515,757
2023	43,915,792,841	59,020,536,667
2024 ⁽²⁾	46,276,260,013	56,937,188,265

⁽¹⁾ SLB managed assets are included in the market value and book value of the Fund. In determining the market value of the PSF from time to time during a fiscal year, the current, unaudited values for PSF investment portfolios and cash held by the SLB are used. With respect to SLB managed assets shown in the table above, market values of land and mineral interests, internally managed real estate, investments in externally managed real estate funds and cash are based upon information reported to the PSF Corporation by the SLB. The SLB reports that information to the PSF Corporation on a quarterly basis. The valuation of such assets at any point in time is dependent upon a variety of factors, including economic conditions in the State and nation in general, and the values of these assets, and, in particular, the valuation of mineral holdings administered by the SLB, can be volatile and subject to material changes from period to period.

⁽²⁾ At August 31, 2024, mineral assets, sovereign lands, other lands, and discretionary internal investments, had book values of approximately \$13.4 million, \$0.8 million, \$37.2 million, and \$318.9 million, respectively, and market values of approximately \$4,540.6 million, \$277.4 million, \$153.1 million, and \$457.0 million, respectively.

Permanent School Fund Guaranteed Bonds

At 8/31	Principal Amount ⁽¹⁾
2020	\$90,336,680,245
2021	95,259,161,922
2022	103,239,495,929
2023	115,730,826,682
2024	125,815,981,603 ⁽²⁾

⁽¹⁾ Represents original principal amount; does not reflect any subsequent accretions in value for compound interest bonds (zero coupon securities). The amount shown excludes bonds that have been refunded and released from the Guarantee Program. The TEA does not maintain records of the accreted value of capital appreciation bonds that are guaranteed under the Guarantee Program.

⁽²⁾ At August 31, 2024 (the most recent date for which such data is available), the TEA expected that the principal and interest to be paid by school districts and charter districts over the remaining life of the bonds guaranteed by the Guarantee Program was \$196,294,405,488, of which \$70,478,423,885 represents interest to be paid. As shown in the table above, at August 31, 2024, there were \$125,815,981,603 in principal amount of bonds guaranteed under the Guarantee Program. Using the State Capacity Limit of \$169,961,518,160 (the State Capacity Limit is currently the Capacity Limit), net of the Capacity Reserve, as of January 31, 2025, 7.69% of the Guarantee Program's capacity was available to the Charter District Bond Guarantee Program. As of January 31, 2025, the amount of outstanding bond guarantees represented 76.33% of the Capacity Limit (which is currently the State Capacity Limit). January 31, 2025 values are based on unaudited data, which is subject to adjustment.

Permanent School Fund Guaranteed Bonds by Category⁽¹⁾

Formulation, Issuance and Outstanding Bonds by Category						
	<u>School District Bonds</u>		<u>Charter District Bonds</u>		<u>Totals</u>	
Fiscal Year Ended <u>8/31</u>	No. of <u>Issues</u>	Principal <u>Amount (\$)</u>	No. of <u>Issues</u>	Principal <u>Amount (\$)</u>	No. of <u>Issues</u>	Principal <u>Amount (\$)</u>
2020	3,296	87,800,478,245	64	2,536,202,000	3,360	90,336,680,245
2021	3,346	91,951,175,922	83	3,307,986,000	3,429	95,259,161,922
2022	3,348	99,528,099,929	94	3,711,396,000	3,442	103,239,495,929
2023	3,339	111,647,914,682	102	4,082,912,000	3,441	115,730,826,682
2024 ⁽²⁾	3,330	121,046,871,603	103	4,769,110,000	3,433	125,815,981,603

⁽¹⁾ Represents original principal amount; does not reflect any subsequent accretions in value for compound interest bonds (zero coupon securities). The amount shown excludes bonds that have been refunded and released from the Guarantee Program.

⁽²⁾ At January 31, 2025 (based on unaudited data, which is subject to adjustment), there were \$129,723,799,121 in principal amount of bonds guaranteed under the Guarantee Program, representing 3,437 school district issues, aggregating \$124,794,149,121 in principal amount and 109 charter district issues, aggregating \$4,929,650,000 in principal amount. At January 31, 2025 the projected guarantee capacity available was \$39,780,221,830 (based on unaudited data, which is subject to adjustment).

Discussion and Analysis Pertaining to Fiscal Year Ended August 31, 2024

The following discussion is derived from the Annual Report for the year ended August 31, 2024, including the Message from the Chief Executive Officer of the Fund, the Management's Discussion and Analysis, and other schedules contained therein. Reference is made to the Annual Report, as filed with the MSRB, for the complete Message and MD&A. Investment assets managed by the PSF Corporation are referred to throughout this MD&A as the PSF(CORP). The Fund's non-financial real assets are managed by the SLB and these assets are referred to throughout as the PSF(SLB) assets.

At the end of fiscal year 2024, the PSF(CORP) net position was \$57.3 billion. During the year, the PSF(CORP) continued implementing the long-term strategic asset allocation, diversifying the investment mix to strengthen the Fund. The asset allocation is projected to increase returns over the long run while reducing risk and portfolio return volatility. The PSF(CORP) is invested in global markets and liquid and illiquid assets experience volatility commensurate with the related indices. The PSF(CORP) is broadly diversified and benefits from the cost structure of its investment program. Changes continue to be researched, crafted, and implemented to make the cost structure more effective and efficient. The PSF(CORP) annual rates of return for the one-year, five-year, and ten-year periods ending August 31, 2024, net of fees, were 10.12%, 7.31%, and 6.32%, respectively (total return takes into consideration the change in the market value of the Fund during the year as well as the interest and dividend income generated by the Fund's investments). See "Comparative Investment Schedule - PSF(CORP)" for the PSF(CORP) holdings as of August 31, 2024.

Effective February 1, 2024, Texas PSF transitioned into a new strategic asset allocation. The new allocation of the PSF Corporation updated the strategic asset allocation among public equities, fixed income, and alternative assets, as discussed herein. Alternative assets now include private credit, absolute return, private equity, real estate, natural resources, and infrastructure. For a description of the accrual basis of accounting and more information about performance, including comparisons to established benchmarks for certain periods, please see the 2024 Annual Report which is included by reference herein.

PSF Returns Fiscal Year Ended 8-31-2024¹

<u>Portfolio</u>	<u>Return</u>	<u>Benchmark Return²</u>
Total PSF(CORP) Portfolio	10.12	9.28
Domestic Large Cap Equities	27.30	27.14
Domestic Small/Mid Cap Equities	18.35	18.37
International Equities	18.82	18.08
Private Credit	1.41	0.93
Core Bonds	7.08	7.30
Absolute Return	11.50	8.87
Real Estate	(6.42)	(7.22)
Private Equity	4.62	4.23
High Yield	12.03	12.53
Natural Resources	12.36	6.42
Infrastructure	4.41	3.63
Bank Loans	3.02	3.23
Short Term Investment Portfolio	2.42	2.28

¹ Time weighted rates of return adjusted for cash flows for the PSF(CORP) investment assets. Does not include SLB managed real estate or real assets. Returns are net of fees. Source: Annual Report for year ended August 31, 2024.

² Benchmarks are as set forth in the Annual Report for year ended August 31, 2024.

The SLB is responsible for the investment of money in the Real Estate Special Fund Account (RESFA) of the PSF (also referred to herein as the PSF(SLB)). Pursuant to applicable law, money in the PSF(SLB) may be invested in land, mineral and royalty interest, and real property holdings. For more information regarding the investments of the PSF(SLB), please see the 2024 Unaudited Annual Financial Report of the Texas General Land Office and Veterans Land Board.

The Fund directly supports the public school system in the State by distributing a predetermined percentage of its asset value to the ASF. In fiscal year 2024, \$2.2 billion was distributed to the ASF, \$600 million of which was distributed by the PSF(CORP) on behalf of the SLB.

Other Events and Disclosures

State ethics laws govern the ethics and disclosure requirements for financial advisors and other service providers who advise certain State governmental entities, including the PSF. The SBOE code of ethics provides ethical standards for SBOE members, the Education Commissioner, TEA staff, and persons who provide services to the SBOE relating to the Fund. The PSF Corporation developed its own ethics policy that provides basic ethical principles, guidelines, and standards of conduct relating to the management and investment of the Fund in accordance with the requirements of §43.058 of the Texas Education Code, as amended. The SBOE code of ethics is codified in the Texas Administrative Code at 19 TAC sections 33.4 et seq. and is available on the TEA web site at <https://tea.texas.gov/sites/default/files/ch033a.pdf>. The PSF Corporation's ethics policy is posted to the PSF Corporation's website at texaspsf.org.

In addition, the SLB and GLO have established processes and controls over the administration of real estate transactions and are subject to provisions of the Texas Natural Resources Code and internal procedures in administering real estate transactions for Fund assets it manages.

As of August 31, 2024, certain lawsuits were pending against the State and/or the GLO, which challenge the Fund's title to certain real property and/or past or future mineral income from that property, and other litigation arising in the normal course of the investment activities of the PSF. Reference is made to the Annual Report, when filed, for a description of such lawsuits that are pending, which may represent contingent liabilities of the Fund.

PSF Continuing Disclosure Undertaking

As of March 1, 2023, the TEA's undertaking pursuant to Rule 15c2-12 (the "TEA Undertaking") pertaining to the PSF and the Guarantee Program, is codified at 19 TAC 33.8, which relates to the Guarantee Program and is available at [available at](https://tea.texas.gov/sites/default/files/ch033a.pdf) <https://tea.texas.gov/sites/default/files/ch033a.pdf>.

Through the codification of the TEA Undertaking and its commitment to guarantee bonds, the TEA has made the following agreement for the benefit of the issuers, holders, and beneficial owners of guaranteed bonds. The TEA (or its successor with respect to the management of the Guarantee Program) is required to observe the agreement for so long as it remains an "obligated person," within the meaning of Rule 15c2-12, with respect to guaranteed bonds. Nothing in the TEA Undertaking obligates the TEA to make any filings or disclosures with respect to guaranteed bonds, as the obligations of the TEA under the TEA Undertaking pertain solely to the Guarantee Program. The issuer or an "obligated person" of the guaranteed bonds has assumed the applicable obligation under Rule 15c2-12 to make all disclosures and filings relating directly to guaranteed bonds, and the TEA takes no responsibility with respect to such undertakings. Under the TEA Undertaking, the TEA is obligated to provide annually certain updated financial information and operating data, and timely notice of specified material events, to the MSRB.

The MSRB has established the Electronic Municipal Market Access ("EMMA") system, and the TEA is required to file its continuing disclosure information using the EMMA system. Investors may access continuing disclosure information filed with the MSRB at www.emma.msrb.org, and the continuing disclosure filings of the TEA with respect to the PSF can be found at <https://emma.msrb.org/IssueView/Details/ER355077> or by searching for "Texas Permanent School Fund Bond Guarantee Program" on EMMA.

Annual Reports

The PSF Corporation, on behalf of the TEA, and the TEA will annually provide certain updated financial information and operating data to the MSRB. The information to be updated includes all quantitative financial information and operating data with respect to the Guarantee Program and the PSF of the general type included in this offering document under the heading "THE PERMANENT SCHOOL FUND GUARANTEE PROGRAM." The information also includes the Annual Report. The PSF Corporation will update and provide this information within six months after the end of each fiscal year.

The TEA and the PSF Corporation may provide updated information in full text or may incorporate by reference certain other publicly-available documents, as permitted by Rule 15c2-12. The updated information includes audited financial statements of, or relating to, the State or the PSF, when and if such audits are commissioned and available. In the event audits are not available by the filing deadline, unaudited financial statements will be provided by such deadline, and audited financial statements will be provided when available. Financial statements of the State will be prepared in accordance with generally accepted accounting principles as applied to state governments, as such principles may be changed from time to time, or such other accounting principles as the State Auditor is required to employ from time to time pursuant to State law or regulation. The financial statements of the Fund are required to be prepared to conform to U.S. Generally Accepted Accounting Principles as established by the Governmental Accounting Standards Board.

The Fund is composed of two primary segments: the financial assets (PSF(CORP)) managed by PSF Corporation, and the non-financial assets (PSF(SLB)) managed by the SLB. Each of these segments is reported separately under different bases of accounting.

The PSF Corporation reports as a special-purpose government engaged in business-type activities and reports to the State of Texas as a discretely presented component unit accounted for on an economic resources measurement focus and the accrual basis of accounting. Measurement focus refers to the definition of the resource flows measured. Under the accrual basis of accounting, all revenues reported are recognized in the period they are earned or when the PSF Corporation has a right to receive them. Expenses are recognized in the period they are incurred, and the subsequent amortization of any deferred outflows. Additionally, costs related to capital assets are capitalized and subsequently depreciated over the useful life of the assets. Both current and long-term assets and liabilities are presented in the statement of net position.

The SLB manages the Fund's non-financial assets (PSF(SLB)), is classified as a governmental permanent fund and accounted for using the current financial resources measurement focus and the modified accrual basis of accounting. Under the modified accrual basis of accounting, amounts are recognized as revenues in the period in which they are available to finance expenditures of the current period and are measurable. Amounts are considered measurable if they can be estimated or otherwise determined. Expenditures are recognized in the period in which the related liability is incurred, if measurable.

The State's current fiscal year end is August 31. Accordingly, the TEA and the PSF Corporation must provide updated information by the last day of February in each year, unless the State changes its fiscal year. If the State changes its fiscal year, the TEA and PSF Corporation will notify the MSRB of the change.

Event Notices

The TEA and the PSF Corporation will also provide timely notices of certain events to the MSRB. Such notices will be provided not more than ten business days after the occurrence of the event. The TEA or the PSF Corporation will provide notice of any of the following events with respect to the Guarantee Program: (1) principal and interest payment delinquencies; (2) non-payment related defaults, if such event is material within the meaning of the federal securities laws; (3) unscheduled draws on debt service reserves reflecting financial difficulties; (4) unscheduled draws on credit enhancements reflecting financial difficulties; (5) substitution of credit or liquidity providers, or their failure to perform; (6) adverse tax opinions, the issuance by the IRS of proposed or final determinations of taxability, Notices of Proposed Issue (IRS Form 5701-TEB), or other material notices or determinations with respect to the tax status of the Guarantee Program, or other material events affecting the tax status of the Guarantee Program; (7) modifications to rights of holders of bonds guaranteed by the Guarantee Program, if such event is material within the meaning of the federal securities laws; (8) bond calls, if such event is material within the meaning of the federal securities laws, and tender offers; (9) defeasances; (10) release, substitution, or sale of property securing repayment of bonds guaranteed by the Guarantee Program, if such event is material within the meaning of the federal securities laws; (11) rating changes of the Guarantee Program; (12) bankruptcy, insolvency, receivership, or similar event of the Guarantee Program (which is considered to occur when any of the following occur: the appointment of a receiver, fiscal agent, or similar officer for the Guarantee Program in a proceeding under the United States Bankruptcy Code or in any other proceeding under state or federal law in which a court or governmental authority has assumed jurisdiction over substantially all of the assets or business of the Guarantee Program, or if such jurisdiction has been assumed by leaving the existing governing body and officials or officers in possession but subject to the supervision and orders of a court or governmental authority, or the entry of an order confirming a plan of reorganization, arrangement, or liquidation by a court or governmental authority having supervision or jurisdiction over substantially all of the assets or business of the Guarantee Program); (13) the consummation of a merger, consolidation, or acquisition involving the Guarantee Program or the sale of all or substantially all of its assets, other than in the ordinary course of business, the entry into a definitive agreement to undertake such an action or the termination of a definitive agreement relating to any such actions, other than pursuant to its terms, if such event is material within the meaning of the federal securities laws; (14) the appointment of a successor or additional trustee with respect to the Guarantee Program or the change of name of a trustee, if such event is material within the meaning of the federal securities laws; (15) the incurrence of a financial obligation of the Guarantee Program, if material, or agreement to covenants, events of default, remedies, priority rights, or other similar terms of a financial obligation of the Guarantee Program, any of which affect security holders, if material; and (16) default, event of acceleration, termination event, modification of terms, or other similar events under the terms of a financial obligation of the Guarantee Program, any of which reflect financial difficulties. (Neither the Act nor any other law, regulation or instrument pertaining to the Guarantee Program make any provision with respect to the Guarantee Program for bond calls, debt service reserves, credit enhancement, liquidity enhancement, early redemption, or the appointment of a trustee with respect to the Guarantee Program.)

In addition, the TEA or the PSF Corporation will provide timely notice of any failure by the TEA or the PSF Corporation to provide information, data, or financial statements in accordance with its agreement described above under “Annual Reports.”

Availability of Information

The TEA and the PSF Corporation have agreed to provide the foregoing information only to the MSRB and to transmit such information electronically to the MSRB in such format and accompanied by such identifying information as prescribed by the MSRB. The information is available from the MSRB to the public without charge at www.emma.msrb.org.

Limitations and Amendments

The TEA and the PSF Corporation have agreed to update information and to provide notices of material events only as described above. The TEA and the PSF Corporation have not agreed to provide other information that may be relevant or material to a complete presentation of its financial results of operations, condition, or prospects or agreed to update any information that is provided, except as described above. The TEA and the PSF Corporation make no representation or warranty concerning such information or concerning its usefulness to a decision to invest in or sell bonds at any future date. The TEA and the PSF Corporation disclaim any contractual or tort liability for damages resulting in whole or in part from any breach of its continuing disclosure agreement or from any statement made pursuant to its agreement, although holders of Bonds may seek a writ of mandamus to compel the TEA and the PSF Corporation to comply with its agreement.

The continuing disclosure agreement is made only with respect to the PSF and the Guarantee Program. The issuer of guaranteed bonds or an obligated person with respect to guaranteed bonds may make a continuing disclosure undertaking in accordance with Rule 15c2-12 with respect to its obligations arising under Rule 15c2-12 pertaining to financial information and operating data concerning such entity and events notices relating to such guaranteed bonds. A description of such undertaking, if any, is included elsewhere in this offering document.

This continuing disclosure agreement may be amended by the TEA or the PSF Corporation from time to time to adapt to changed circumstances that arise from a change in legal requirements, a change in law, or a change in the identity, nature, status, or type of operations of the TEA or the PSF Corporation, but only if (1) the provisions, as so amended, would have permitted an underwriter to purchase or sell guaranteed bonds in the primary offering of such bonds in compliance with Rule 15c2-12, taking into account any amendments or interpretations of Rule 15c2-12 since such offering as well as such changed circumstances and (2) either (a) the holders of a majority in aggregate principal amount of the outstanding bonds guaranteed by the Guarantee Program consent to such amendment or (b) a person that is unaffiliated with the TEA or the PSF Corporation (such as nationally recognized bond counsel) determines that such amendment will not materially impair the interest of the holders and beneficial owners of the bonds guaranteed by the Guarantee Program. The TEA or the PSF Corporation may also amend or repeal the provisions of its continuing disclosure agreement if the SEC amends or repeals the applicable provision of Rule 15c2-12 or a court of final jurisdiction enters judgment that such provisions of Rule 15c2-12 are invalid, but only if and to the extent that the provisions of this sentence would not prevent an underwriter from lawfully purchasing or selling bonds guaranteed by the Guarantee Program in the primary offering of such bonds.

Compliance with Prior Undertakings

Except as stated below, during the last five years, the TEA and the PSF Corporation have not failed to substantially comply with their previous continuing disclosure agreements in accordance with Rule 15c2-12. On April 28, 2022, TEA became aware that it had not timely filed its 2021 Annual Report with EMMA due to an administrative oversight. TEA took corrective action and filed the 2021 Annual Report with EMMA on April 28, 2022, followed by a notice of late filing made with EMMA on April 29, 2022. TEA notes that the 2021 Annual Report was timely filed on the TEA website by the required filing date and that website posting has been incorporated by reference into TEA's Bond Guarantee Program disclosures that are included in school district and charter district offering documents. On March 31, 2025, the TEA and the PSF Corporation became aware that the 2022 operating data was not timely filed with EMMA due to an administrative oversight. TEA and PSF Corporation took corrective action and filed a notice of late filing with EMMA on April 4, 2025. The annual operating data was previously posted to EMMA on March 31, 2023.

SEC Exemptive Relief

On February 9, 1996, the TEA received a letter from the Chief Counsel of the SEC that pertains to the availability of the “small issuer exemption” set forth in paragraph (d)(2) of Rule 15c2-12. The letter provides that Texas school districts which offer municipal securities that are guaranteed under the Guarantee Program may undertake to comply with the provisions of paragraph (d)(2) of Rule 15c2-12 if their offerings otherwise qualify for such exemption, notwithstanding the guarantee of the school district securities under the Guarantee Program. Among other requirements established by Rule 15c2-12, a school district offering may qualify for the small issuer exemption if, upon issuance of the proposed series of securities, the school district will have no more than \$10 million of outstanding municipal securities.

Financial Advisory Services
Provided By:

