

**OFFICIAL STATEMENT**  
**Dated: January 21, 2026**

**NEW ISSUE: BOOK-ENTRY-ONLY**

*In the opinion of McCall, Parkhurst & Horton L.L.P., Bond Counsel, interest on the Bonds will be excludable from gross income for federal income tax purposes under statutes, regulations, published rulings and court decisions existing on the date thereof, subject to the matters described under "TAX MATTERS" herein, including the alternative minimum tax on certain corporations.*

*The Bonds have been designated by the District as "Qualified Tax-Exempt Obligations" for financial institutions.*

**\$6,380,000**  
**GORDON INDEPENDENT SCHOOL DISTRICT**  
**(A political subdivision of the State of Texas located in Palo Pinto & Erath Counties, Texas)**  
**UNLIMITED TAX SCHOOL BUILDING BONDS, SERIES 2026**

**Dated Date: February 1, 2026**

**Due: February 15, as shown on the inside cover page**

The Gordon Independent School District Unlimited Tax School Building Bonds, Series 2026 (the "Bonds") are being issued pursuant to the Constitution and general laws of the State of Texas, particularly Sections 45.001 and 45.003(b)(1), Texas Education Code, as amended, an election held in the District on November 4, 2025 and the order (the "Order") authorizing the issuance of the Bonds adopted on January 21, 2026 by the Board of Trustees (the "Board") of the Gordon Independent School District (the "District"). The Bonds are payable as to principal and interest from the proceeds of an ad valorem tax levied annually, without legal limit as to rate or amount, against all taxable property located within the District. The District has received conditional approval from the Texas Education Agency for the Bonds to be guaranteed under the State of Texas Permanent School Fund Guarantee Program (hereinafter defined), which guarantee will automatically become effective when the Attorney General of Texas approves the Bonds. (See "THE BONDS – Permanent School Fund Guarantee" and "APPENDIX E - THE PERMANENT SCHOOL FUND GUARANTEE PROGRAM").

Interest on the Bonds will accrue from the Dated Date specified above and will be payable initially on February 15 and August 15 of each year, commencing August 15, 2026, until stated maturity or prior redemption. The Bonds will be issued in fully registered form in principal denominations of \$5,000 or any integral multiple thereof. Principal of the Bonds will be payable by the Paying Agent/Registrar, which initially is BOKF, NA, Dallas, Texas (the "Paying Agent/Registrar"), upon presentation and surrender of the Bonds for payment. Interest on the Bonds is payable by check dated as of the interest payment date and mailed by the Paying Agent/Registrar to the registered owners as shown on the records of the Paying Agent/Registrar on the close of business as of the last business day of the month next preceding each interest payment date.

The District intends to utilize the Book-Entry-Only System of The Depository Trust Company New York, New York ("DTC"). Such Book-Entry-Only System will affect the method and timing of payment and the method of transfer of the Bonds. (See "BOOK-ENTRY-ONLY SYSTEM").

Proceeds from the sale of the Bonds will be used for the purposes of (i) designing, constructing, renovating, improving, upgrading, updating, modernizing, acquiring and equipping school facilities, and (ii) paying costs of issuing the Bonds. (See "THE BONDS - Authorization and Purpose").

The Bonds maturing on or after February 15, 2038 are subject to redemption at the option of the District in whole or in part on February 15, 2036 or any date thereafter, at a price equal to the principal amount thereof, plus accrued interest to the date of redemption. In addition, the Term Bonds (hereafter defined) are subject to mandatory sinking fund redemption as described herein. (See "THE BONDS - Optional Redemption" and "THE BONDS – Mandatory Sinking Fund Redemption").

**MATURITY SCHEDULE**  
(On Inside Cover)

*The Bonds are offered for delivery when, as and if issued, and received by the initial purchaser at a competitive sale (the "Purchaser" or the "Initial Purchaser") subject to the approval of legality by the Attorney General of the State of Texas and the approval of certain legal matters by McCall, Parkhurst & Horton L.L.P., Dallas, Texas, Bond Counsel. The Bonds are expected to be available for initial delivery through the facilities of DTC on or about February 18, 2026.*

**\$6,380,000**  
**GORDON INDEPENDENT SCHOOL DISTRICT**  
**(A political subdivision of the State of Texas located in Palo Pinto & Erath Counties, Texas)**  
**UNLIMITED TAX SCHOOL BUILDING BONDS, SERIES 2026**

**MATURITY SCHEDULE**  
Base CUSIP No.: 382802<sup>(1)</sup>

**\$1,485,000 Serial Bonds**

| <b>Maturity<br/>Date<br/>2/15</b> | <b>Principal<br/>Amount</b> | <b>Interest<br/>Rate</b> | <b>Initial<br/>Yield</b> | <b>CUSIP No.<br/>Suffix<sup>(1)</sup></b> |
|-----------------------------------|-----------------------------|--------------------------|--------------------------|---|
| 2027                              | \$340,000                   | 6.00%                    | 2.45%                    | DN3                                       |
| 2028                              | 100,000                     | 6.00                     | 2.45                     | DP8                                       |
| 2029                              | 105,000                     | 6.00                     | 2.45                     | DQ6                                       |
| 2030                              | 115,000                     | 6.00                     | 2.50                     | DR4                                       |
| 2031                              | 120,000                     | 6.00                     | 2.55                     | DS2                                       |
| 2032                              | 130,000                     | 6.00                     | 2.60                     | DT0                                       |
| 2033                              | 135,000                     | 5.00                     | 2.65                     | DU7                                       |
| 2034                              | 140,000                     | 5.00                     | 2.75                     | DV5                                       |
| 2035                              | 145,000                     | 5.00                     | 2.85                     | DW3                                       |
| 2036                              | 155,000                     | 5.00                     | 2.90                     | DX1                                       |

(Interest to accrue from the Dated Date)

**\$4,895,000 Term Bonds**

|             |        |   |
|-------------|--------|---|
| \$335,000   | 4.000% | Term Bond due February 15, 2038 – (Yield 3.10%) CUSIP Suffix No. DZ6 <sup>(1) (2)</sup> |
| \$410,000   | 4.000  | Term Bond due February 15, 2040 – (Yield 3.35%) CUSIP Suffix No. EB8 <sup>(1) (2)</sup> |
| \$440,000   | 4.000  | Term Bond due February 15, 2042 – (Yield 3.60%) CUSIP Suffix No. ED4 <sup>(1) (2)</sup> |
| \$485,000   | 4.000  | Term Bond due February 15, 2044 – (Yield 3.80%) CUSIP Suffix No. EF9 <sup>(1) (2)</sup> |
| \$520,000   | 4.000  | Term Bond due February 15, 2046 – (Yield 3.95%) CUSIP Suffix No. EH5 <sup>(1) (2)</sup> |
| \$875,000   | 4.000  | Term Bond due February 15, 2049 – (Yield 4.10%) CUSIP Suffix No. EL6 <sup>(1)</sup>     |
| \$1,830,000 | 4.125  | Term Bond due February 15, 2051 – (Yield 4.15%) CUSIP Suffix No. EN2 <sup>(1)</sup>     |

(Interest to accrue from the Dated Date)

(1) CUSIP® is a registered trademark of the American Bankers Association. CUSIP Global Services (“CGS”) is managed on behalf of the American Bankers Association by FactSet Research Systems Inc. Copyright(c) 2026 CGS. All rights reserved. CUSIP® data herein is provided by CGS. This data is not intended to create a database and does not serve in any way as a substitute for the CGS database. CUSIP® numbers are provided for convenience of reference only. None of the District, the Financial Advisor, the Purchaser or their agents or counsel assume responsibility for the accuracy of such numbers.

(2) Yield calculated based on the assumption that the Bonds denoted and sold at a premium will be redeemed on February 15, 2036, the first optional call date for such Bonds, at a redemption price of par, plus accrued interest to the redemption date.

## GORDON INDEPENDENT SCHOOL DISTRICT

### BOARD OF TRUSTEES

| <u>Name</u>                  | <u>Date<br/>Initially<br/>Elected</u> | <u>Current<br/>Term<br/>Expires</u> | <u>Occupation</u>                      |
|------------------------------|---------------------------------------|-------------------------------------|--|
| Kathy Culbertson, President  | 2019                                  | 2028                                | Retired Educator                       |
| Sarah Knight, Vice President | 2022                                  | 2026                                | Senior Technical Writer                |
| Jim Kostiha, Secretary       | 2020                                  | 2026                                | Business Owner                         |
| Brett Clark, Member          | 2021                                  | 2027                                | Mechanical Maintenance Power Generator |
| Laura Jones, Member          | 2021                                  | 2027                                | Retired Educator                       |
| Kason Mobley, Member         | 2025                                  | 2028                                | Attorney                               |
| Brett Trigg, Member          | 2020                                  | 2026                                | Senior Plant Operator                  |

### APPOINTED OFFICIALS

| <u>Name</u>         | <u>Position</u>        | <u>Length of<br/>Education Service</u> | <u>Length of Service<br/>with the District</u> |
|---------------------|------------------------|--|--|
| Holly Campbell      | Superintendent         | 21 Years                               | 13 Years                                       |
| Jessica Hendrickson | Chief Business Officer | 17 Years                               | 9 Years  |

### CONSULTANTS AND ADVISORS

|  |                              |
|--|------------------------------|
| McCall, Parkhurst & Horton L.L.P., Dallas, Texas | Bond Counsel                 |
| SAMCO Capital Markets, Inc., Plano, Texas        | Financial Advisor            |
| Cameron L. Gulley, CPA., Eastland, Texas         | Certified Public Accountants |

For additional information, contact:

Holly Campbell  
Superintendent  
Gordon Independent School District  
112 Rusk Street  
Gordon, TX 76453  
(254) 693-5342

Doug Whitt / Brian Grubbs  
SAMCO Capital Markets, Inc.  
5800 Granite Parkway, Suite 210  
Plano, Texas 75024  
(214) 765-1469  
(214) 279-8683 (Fax)

## USE OF INFORMATION IN OFFICIAL STATEMENT

This Official Statement, which includes the cover page and the Appendices hereto, does not constitute an offer to sell or the solicitation of an offer to buy in any jurisdiction to any person to whom it is unlawful to make such offer, solicitation or sale.

No dealer, broker, salesperson or other person has been authorized to give information or to make any representation other than those contained in this Official Statement, and, if given or made, such other information or representations must not be relied upon.

The information set forth herein has been obtained from the District and other sources believed to be reliable, but such information is not guaranteed as to accuracy or completeness and is not to be construed as the promise or guarantee of the District or the Financial Advisor. This Official Statement contains, in part, estimates and matters of opinion which are not intended as statements of fact, and no representation is made as to the correctness of such estimates and opinions, or that they will be realized.

The information and expressions of opinion contained herein are subject to change without notice, and neither the delivery of this Official Statement nor any sale made hereunder shall, under any circumstances, create any implication that there has been no change in the affairs of the District or other matters described herein. See "APPENDIX E - THE PERMANENT SCHOOL FUND GUARANTEE PROGRAM – PSF Continuing Disclosure Undertaking" and "CONTINUING DISCLOSURE OF INFORMATION" for a description of the undertakings of the Texas Education Agency and the District, respectively, to provide certain information on a continuing basis.

THE BONDS ARE EXEMPT FROM REGISTRATION WITH THE UNITED STATES SECURITIES AND EXCHANGE COMMISSION AND CONSEQUENTLY HAVE NOT BEEN REGISTERED THEREWITH. THE REGISTRATION, QUALIFICATION, OR EXEMPTION OF THE BONDS IN ACCORDANCE WITH APPLICABLE SECURITIES LAW PROVISIONS OF THE JURISDICTIONS IN WHICH THE BONDS HAVE BEEN REGISTERED, QUALIFIED, OR EXEMPTED SHOULD NOT BE REGARDED AS A RECOMMENDATION THEREOF.

IN CONNECTION WITH THIS OFFERING, THE INITIAL PURCHASER MAY OVER-ALLOT OR EFFECT TRANSACTIONS WHICH STABILIZE THE MARKET PRICE OF THE BONDS AT A LEVEL ABOVE THAT WHICH MIGHT OTHERWISE PREVAIL IN THE OPEN MARKET. SUCH STABILIZING, IF COMMENCED, MAY BE DISCONTINUED AT ANY TIME.

NONE OF THE DISTRICT, ITS FINANCIAL ADVISOR, OR THE PURCHASER MAKES ANY REPRESENTATION OR WARRANTY WITH RESPECT TO THE INFORMATION CONTAINED IN THIS OFFICIAL STATEMENT REGARDING THE DEPOSITORY TRUST COMPANY ("DTC") OR ITS BOOK-ENTRY-ONLY SYSTEM, OR THE AFFAIRS OF THE TEXAS EDUCATION AGENCY ("TEA") DESCRIBED UNDER "APPENDIX E - THE PERMANENT SCHOOL FUND GUARANTEE PROGRAM", AS SUCH INFORMATION WAS PROVIDED BY DTC AND TEA, RESPECTIVELY.

THIS OFFICIAL STATEMENT CONTAINS "FORWARD-LOOKING" STATEMENTS WITHIN THE MEANING OF SECTION 21E OF THE SECURITIES EXCHANGE ACT OF 1934, AS AMENDED. SUCH STATEMENTS MAY INVOLVE KNOWN AND UNKNOWN RISKS, UNCERTAINTIES AND OTHER FACTORS WHICH MAY CAUSE THE ACTUAL RESULTS, PERFORMANCE AND ACHIEVEMENTS TO BE DIFFERENT FROM THE FUTURE RESULTS, PERFORMANCE AND ACHIEVEMENTS EXPRESSED OR IMPLIED BY SUCH FORWARD-LOOKING STATEMENTS. INVESTORS ARE CAUTIONED THAT THE ACTUAL RESULTS COULD DIFFER MATERIALLY FROM THOSE SET FORTH IN THE FORWARD-LOOKING STATEMENTS.

The agreements of the District and others related to the Bonds are contained solely in the contracts described herein. Neither this Official Statement nor any other statement made in connection with the offer or sale of the Bonds is to be construed as constituting an agreement with the purchasers of the Bonds. INVESTORS SHOULD READ THIS ENTIRE OFFICIAL STATEMENT INCLUDING ALL APPENDICES ATTACHED HERETO, TO OBTAIN INFORMATION ESSENTIAL TO MAKING AN INFORMED INVESTMENT DECISION.

## TABLE OF CONTENTS

|  |   |  |    |
|--|---|--|----|
| SELECTED DATA FROM THE OFFICIAL STATEMENT .....  | 1 | AD VALOREM TAX PROCEDURES .....                      | 11 |
| INTRODUCTORY STATEMENT .....                     | 2 | TAX RATE LIMITATIONS .....                           | 14 |
| THE BONDS.....                                   | 2 | THE PROPERTY TAX CODE AS APPLIED TO THE DISTRICT ... | 15 |
| Authorization and Purpose .....                  | 2 | EMPLOYEE BENEFIT PLANS AND OTHER POST-               |    |
| General Description .....                        | 2 | EMPLOYMENT BENEFITS.....                             | 15 |
| Optional Redemption .....                        | 2 | RATING .....   | 15 |
| Mandatory Sinking Fund Redemption .....          | 2 | LEGAL MATTERS.....                                   | 16 |
| Notice of Redemption and DTC Notices .....       | 2 | TAX MATTERS .....                                    | 16 |
| Security .....                                   | 3 | INVESTMENT POLICIES.....                             | 18 |
| Permanent School Fund Guarantee .....            | 3 | REGISTRATION AND QUALIFICATION OF BONDS FOR SALE..   | 19 |
| Legality.....                                    | 3 | CYBERSECURITY RISK MANAGEMENT.....                   | 19 |
| Payment Record .....                             | 3 | FINANCIAL ADVISOR.....                               | 20 |
| Amendments .....                                 | 3 | LEGAL INVESTMENTS AND ELIGIBILITY TO SECURE PUBLIC   |    |
| Defeasance .....                                 | 4 | FUNDS IN TEXAS.....                                  | 20 |
| Sources and Uses of Funds.....                   | 4 | CONTINUING DISCLOSURE OF INFORMATION .....           | 20 |
| REGISTERED OWNERS' REMEDIES.....                 | 4 | LITIGATION.....                                      | 21 |
| BOOK-ENTRY-ONLY SYSTEM .....                     | 5 | FORWARD-LOOKING STATEMENTS .....                     | 21 |
| REGISTRATION, TRANSFER AND EXCHANGE.....         | 6 | WINNING BIDDER .....                                 | 21 |
| THE PERMANENT SCHOOL FUND GUARANTEE PROGRAM..... | 7 | CERTIFICATION OF THE OFFICIAL STATEMENT AND NO       |    |
| STATE AND LOCAL FUNDING OF SCHOOL DISTRICTS IN   |   | LITIGATION .....                                     | 22 |
| TEXAS .....                                      | 7 | CONCLUDING STATEMENT.....                            | 22 |
| CURRENT PUBLIC SCHOOL FINANCE SYSTEM .....       | 7 |  |    |

|  |            |
|--|------------|
| Financial Information of the District .....                      | Appendix A |
| General Information Regarding the District and Its Economy ..... | Appendix B |
| Form of Legal Opinion of Bond Counsel.....                       | Appendix C |
| Audited Financial Report Fiscal Year Ended August 31, 2025.....  | Appendix D |
| The Permanent School Fund Guarantee Program.....                 | Appendix E |

## SELECTED DATA FROM THE OFFICIAL STATEMENT

The selected data is subject in all respects to the more complete information and definitions contained or incorporated in this Official Statement. The offering of the Bonds to potential investors is made only by means of this entire Official Statement. No person is authorized to detach this page from this Official Statement or to otherwise use it without this entire Official Statement.

|   |   |
|---|---|
| <b>The District</b>                     | The Gordon Independent School District (the "District") is a political subdivision of the State of Texas located in Palo Pinto & Erath Counties, Texas. The District is governed by a seven-member Board of Trustees (the "Board"). Policy-making and supervisory functions are the responsibility of, and are vested in, the Board. The Board delegates administrative responsibilities to the Superintendent of Schools who is the chief administrative officer of the District. Support services are supplied by consultants and advisors.   |
| <b>The Bonds</b>                        | The Bonds are being issued in the principal amount of \$6,380,000 pursuant to the Constitution and general laws of the State of Texas, particularly Sections 45.001 and 45.003(b)(1), Texas Education Code, as amended, an election held in the District on November 4, 2025, and an order (the "Order") authorizing the issuance of the Bonds adopted by the Board on January 21, 2026. Proceeds from the sale of the Bonds will be used for purposes of (i) designing, constructing, renovating, improving, upgrading, updating, modernizing, acquiring and equipping school facilities, and (ii) paying costs of issuing the Bonds. (See "THE BONDS - Authorization and Purpose"). |
| <b>Paying Agent/Registrar</b>           | The initial Paying Agent/Registrar is BOKF, NA, Dallas, Texas. The District intends to use the Book-Entry-Only System of The Depository Trust Company. (See "BOOK-ENTRY-ONLY SYSTEM" herein).   |
| <b>Security</b>                         | The Bonds will constitute direct and voted obligations of the District, payable as to principal and interest from ad valorem taxes levied annually against all taxable property located within the District, without legal limitation as to rate or amount. Payments of principal and interest on the Bonds will be further secured by the corpus of the Permanent School Fund of Texas. (See "THE BONDS – Security", "STATE AND LOCAL FUNDING OF SCHOOL DISTRICTS IN TEXAS", "CURRENT PUBLIC SCHOOL FINANCE SYSTEM" and "APPENDIX E - THE PERMANENT SCHOOL FUND GUARANTEE PROGRAM").   |
| <b>Redemption</b>                       | The Bonds maturing on or after February 15, 2038 are subject to redemption at the option of the District in whole or in part on February 15, 2036 or any date thereafter, at a price equal to the principal amount thereof, plus accrued interest to the date of redemption. In addition, the Term Bonds (hereafter defined) are subject to mandatory sinking fund redemption as described herein. (See "THE BONDS - Optional Redemption" and "THE BONDS – Mandatory Sinking Fund Redemption").   |
| <b>Permanent School Fund Guarantee</b>  | The District has received conditional approval from the Texas Education Agency for the payment of the Bonds to be guaranteed under the Permanent School Fund Guarantee Program (defined herein), which guarantee will automatically become effective when the Attorney General of Texas approves the Bonds. (See "THE BONDS – Permanent School Fund Guarantee" and "APPENDIX E - THE PERMANENT SCHOOL FUND GUARANTEE PROGRAM.")   |
| <b>Rating</b>                           | The Bonds are rated "Aaa" by Moody's Ratings ("Moody's") based upon the guaranteed repayment thereof under the Permanent School Fund Guarantee Program (as defined herein) of the Texas Education Agency. The District's unenhanced, underlying rating, including the Bonds, is "A1" from Moody's. (See "APPENDIX E - THE PERMANENT SCHOOL FUND GUARANTEE PROGRAM – Ratings of Bonds Guaranteed Under the Guarantee Program" and "RATING" herein.)  |
| <b>Tax Matters</b>                      | In the opinion of Bond Counsel for the District, interest on the Bonds will be excludable from gross income for federal income tax purposes under statutes, regulations, published rulings and court decisions on the date thereof, subject to the matters described under "TAX MATTERS" herein, including the alternative minimum tax on certain corporations. (See "TAX MATTERS" and "Appendix C – Form of Legal Opinion of Bond Counsel.")   |
| <b>Qualified Tax-Exempt Obligations</b> | The District has designated the Bonds as "qualified tax-exempt obligations" for financial institutions. (See "TAX MATTERS – Qualified Tax-Exempt Obligations" herein.)  |
| <b>Payment Record</b>                   | The District has never defaulted on the payment of its bonded indebtedness.   |
| <b>Legal Opinion</b>                    | Delivery of the Bonds is subject to the approval by the Attorney General of the State of Texas and the rendering of an opinion as to legality by McCall, Parkhurst & Horton L.L.P., Dallas, Texas, Bond Counsel.  |
| <b>Delivery</b>                         | When issued, anticipated to be on or about February 18, 2026.   |

## INTRODUCTORY STATEMENT

This Official Statement (the "Official Statement"), which includes the cover page and the Appendices attached hereto, has been prepared by the Gordon Independent School District (the "District"), a political subdivision of the State of Texas (the "State") located in Palo Pinto & Erath Counties, Texas, in connection with the offering by the District of its Unlimited Tax School Building Bonds, Series 2026 (the "Bonds") identified on the inside cover page hereof.

All financial and other information presented in this Official Statement has been provided by the District from its records, except for information expressly attributed to other sources. The presentation of information, including tables of receipts from taxes and other sources, is intended to show recent historic information, and is not intended to indicate future or continuing trends in the financial position or other affairs of the District. No representation is made that past experience, as is shown by that financial and other information, will necessarily continue or be repeated in the future.

There follows in this Official Statement descriptions of the Bonds and the Order (as defined below) and certain other information about the District and its finances. All descriptions of documents contained herein are only summaries and are qualified in their entirety by reference to each such document. Copies of such documents may be obtained by writing the Gordon Independent School District, 112 Rusk Street, Gordon, TX 76453 and, during the offering period, from the Financial Advisor, SAMCO Capital Markets, Inc., 5800 Granite Parkway, Suite 210, Plano, Texas 75024, by electronic mail or upon payment of reasonable copying, mailing, and handling charges.

This Official Statement speaks only as of its date, and the information contained herein is subject to change. A copy of this Official Statement relating to the Bonds will be submitted by the purchaser of the Bonds (the "Purchaser" or "Initial Purchaser") to the Municipal Securities Rulemaking Board, and will be available through its Electronic Municipal Market Access (EMMA) system. See "CONTINUING DISCLOSURE OF INFORMATION" for a description of the District's undertaking to provide certain information on a continuing basis.

## THE BONDS

### Authorization and Purpose

The Bonds are being issued in the principal amount of \$6,380,000 pursuant to the Constitution and general laws of the State, particularly Sections 45.001 and 45.003(b)(1), Texas Education Code, as amended, an election held in the District on November 4, 2025 (the "Election") and an order (the "Order") authorizing the issuance of the Bonds adopted by the Board of Trustees (the "Board") on January 21, 2026. Proceeds from the sale of the Bonds will be used for purposes of (i) designing, constructing, renovating, improving, upgrading, updating, modernizing, acquiring and equipping school facilities, and (ii) paying costs of issuing the Bonds.

### General Description

The Bonds are dated February 1, 2026 (the "Dated Date") and will bear interest from the Dated Date. The Bonds will mature on the dates and in the principal amounts set forth on the inside cover page of this Official Statement. Interest on the Bonds will be computed on the basis of a 360-day year of twelve 30-day months and is payable semiannually on February 15 and August 15 of each year, commencing August 15, 2026, until stated maturity or prior redemption.

The Bonds will be issued only as fully registered bonds. The Bonds will be issued in the denominations of \$5,000 of principal amount or any integral multiple thereof within a maturity.

Interest on the Bonds is payable by check mailed on or before each interest payment date by the Paying Agent/Registrar, initially, BOKF, NA, Dallas, Texas, to the registered owner at the last known address as it appears on the Paying Agent/Registrar's registration books at the close of business on the Record Date (as defined herein) or by such other customary banking arrangement acceptable to the Paying Agent/Registrar and the registered owner to whom interest is to be paid, provided, however, that such person shall bear all risk and expense of such other arrangements. Principal of the Bonds will be payable only upon presentation of such Bonds at the corporate trust office of the Paying Agent/Registrar at stated maturity or prior redemption. So long as the Bonds are registered in the name of CEDE & CO. or other nominee for The Depository Trust Company New York, New York ("DTC"), payments of principal of and interest on the Bonds will be made as described in "BOOK-ENTRY-ONLY SYSTEM" herein.

If the date for the payment of the principal of or interest on the Bonds is a Saturday, Sunday, legal holiday or a day on which banking institutions in the city where the Paying Agent/Registrar is located are authorized by law or executive order to close, then the date for such payment shall be the next succeeding day which is not a Saturday, Sunday, legal holiday or a day on which banking institutions are authorized to close; and payment on such date shall have the same force and effect as if made on the original date payment was due.

### Optional Redemption

The Bonds maturing on or after, February 15, 2038 are subject to redemption, at the option of the District, in whole or in part, in principal amounts of \$5,000 or integral multiples thereof, on February 15, 2036 or any date thereafter, at a price equal to the principal amount thereof, plus accrued interest to the date of redemption. If less than all of the Bonds are to be redeemed, the District shall determine the amounts and maturities thereof to be redeemed and shall direct the Paying Agent/Registrar to select by lot the Bonds, or portions thereof, to be redeemed.

### Mandatory Sinking Fund Redemption

In addition to the optional redemption provision described above, the Bonds maturing on February 15 in each of the years 2038, 2040, 2042, 2044, 2046, 2049 and 2051 (the "Term Bonds") are subject to mandatory sinking fund redemption prior to their stated maturity, and will be redeemed by the District, at a redemption price equal to the principal amount thereof plus interest accrued thereon to the redemption date, on the dates and in the principal amounts shown in the following schedule:

| Term Bonds<br>February 15, 2038 |           | Term Bonds<br>February 15, 2040 |           | Term Bonds<br>February 15, 2042 |           | Term Bonds<br>February 15, 2044 |           |
|---------------------------------|-----------|---------------------------------|-----------|---------------------------------|-----------|---------------------------------|-----------|
| Date<br>(2/15)                  | Amount    | Date<br>(2/15)                  | Amount    | Date<br>(2/15)                  | Amount    | Date<br>(2/15)                  | Amount    |
| 2037                            | \$165,000 | 2039                            | \$200,000 | 2041                            | \$215,000 | 2043                            | \$240,000 |
| 2038*                           | 170,000   | 2040*                           | 210,000   | 2042*                           | 225,000   | 2044*                           | 245,000   |

| Term Bonds<br>February 15, 2046 |           | Term Bonds<br>February 15, 2049 |           | Term Bonds<br>February 15, 2051 |           |
|---------------------------------|-----------|---------------------------------|-----------|---------------------------------|-----------|
| Date<br>(2/15)                  | Amount    | Date<br>(2/15)                  | Amount    | Date<br>(2/15)                  | Amount    |
| 2045                            | \$255,000 | 2047                            | \$280,000 | 2050                            | \$895,000 |
| 2046*                           | 265,000   | 2048                            | 290,000   | 2051*                           | 935,000   |
|                                 |           | 2049*                           | 305,000   |                                 |           |

\*Stated Maturity

Approximately forty-five (45) days prior to each mandatory redemption date for any Term Bond, the Paying Agent/Registrar shall randomly select by lot or other customary method the numbers of the Term Bonds within the applicable Stated Maturity to be redeemed on the next following February 15 from moneys set aside for that purpose in the Interest and Sinking Fund (as defined in the Order). Any Term Bonds not selected for prior redemption shall be paid on the date of their Stated Maturity.

The principal amount of a Term Bond required to be redeemed pursuant to the operation of such mandatory redemption provisions shall be reduced, at the option of the District, by the principal amount of any Term Bonds of such Stated Maturity which, at least fifty (50) days prior to the mandatory redemption date (i) shall have been acquired by the District at a price not exceeding the principal amount of such Term Bonds plus accrued interest to the date of purchase, thereof, and delivered to the Paying Agent/Registrar for cancellation, (ii) shall have been purchased and canceled by the Paying Agent/Registrar at the request of the District at a price not exceeding the principal amount of such Term Bonds plus accrued interest to the date of purchase, or (iii) shall have been redeemed pursuant to the optional redemption provisions set forth above and not theretofore credited against a mandatory redemption requirement

### Notice of Redemption and DTC Notices

Not less than 30 days prior to a redemption date for the Bonds, the District shall cause a notice of redemption to be sent by United States mail, first class, postage prepaid, to each registered owner of a Bond to be redeemed, in whole or in part, at the address of the registered owner appearing on the registration books of the Paying Agent/Registrar at the close of business on the business day next preceding the date of mailing such notice. ANY NOTICE OF REDEMPTION SO MAILED SHALL BE CONCLUSIVELY PRESUMED TO HAVE BEEN DULY GIVEN IRRESPECTIVE OF WHETHER RECEIVED BY THE BONDHOLDER, AND, SUBJECT TO PROVISION FOR PAYMENT OF THE REDEMPTION PRICE HAVING BEEN MADE AND THE SATISFACTION OF ANY OTHER CONDITION SPECIFIED IN THE NOTICE, INTEREST ON THE REDEEMED BONDS SHALL CEASE TO ACCRUE FROM AND AFTER SUCH REDEMPTION DATE NOTWITHSTANDING THAT A BOND HAS NOT BEEN PRESENTED FOR PAYMENT.

The Paying Agent/Registrar and the District, so long as a Book-Entry-Only System is used for the Bonds, will send any notice of redemption, notice of proposed amendment to the Order or other notices with respect to the Bonds only to DTC. Any failure by DTC to advise any DTC participant, or of any DTC participant or indirect participant to notify the beneficial owner, shall not affect the validity of the redemption of the Bonds called for redemption or any other action premised on any such notice. Redemption of portions of the Bonds by the District will reduce the outstanding principal amount of such Bonds held by DTC. In such event, DTC may implement, through its Book-Entry-Only System, a redemption of such Bonds held for the account of DTC participants in accordance with its rules or other agreements with DTC participants and then DTC participants and indirect participants may implement a redemption of such Bonds from the beneficial owners. Any such selection of Bonds to be redeemed will not be governed by the Order and will not be conducted by the District or the Paying Agent/Registrar. Neither the District nor the Paying Agent/Registrar will have any responsibility to DTC participants, indirect participants or the persons for whom DTC participants act as nominees, with respect to the payments on the Bonds or the providing of notice to DTC participants, indirect participants, or beneficial owners of the selection of portions of the Bonds for redemption. See "BOOK-ENTRY-ONLY SYSTEM" herein.

### Security

The Bonds are direct and voted obligations of the District and are payable as to both principal and interest from an ad valorem tax annually levied, without legal limit as to rate or amount, on all taxable property within the District. The District has received conditional approval from the Texas Education Agency for the payment of the Bonds to be guaranteed under the State of Texas Permanent School Fund Guarantee Program (hereinafter defined), which guarantee will automatically become effective when the Attorney General of Texas approves the Bonds. (See "STATE AND LOCAL FUNDING OF SCHOOL DISTRICTS IN TEXAS", "CURRENT PUBLIC SCHOOL FINANCE SYSTEM" and "APPENDIX E - THE PERMANENT SCHOOL FUND GUARANTEE PROGRAM").

### Permanent School Fund Guarantee

In connection with the sale of the Bonds, the District has received conditional approval from the Commissioner of Education of the State for the guarantee of the Bonds under the Permanent School Fund Guarantee Program (Chapter 45, Subchapter C, of the Texas Education Code, as amended). Subject to meeting certain conditions discussed under the heading "APPENDIX E - THE PERMANENT SCHOOL FUND GUARANTEE PROGRAM" herein, the Bonds will be absolutely and unconditionally guaranteed by the corpus of the Permanent School Fund of the State of Texas. In the event of a payment default by the District, registered owners will receive all payments due from the corpus of the Permanent School Fund.

In the event the District defeases any of the Bonds, the payment of such defeased Bonds will cease to be guaranteed by the Permanent School Fund Guarantee. See "APPENDIX E - THE PERMANENT SCHOOL FUND GUARANTEE PROGRAM" and "REGISTERED OWNERS' REMEDIES" herein.

### Legality

The Bonds are offered when, as and if issued, subject to the approval of legality by the Attorney General of the State and the approval of certain legal matters by McCall, Parkhurst & Horton L.L.P., Dallas, Texas, Bond Counsel. (See "LEGAL MATTERS" and "Appendix C - Form of Legal Opinion of Bond Counsel").

### Payment Record

The District has never defaulted on the payment of its bonded indebtedness.

### Amendments

In the Order, the District has reserved the right to amend the Order without the consent of any holder for the purpose of amending or supplementing the Order to (i) cure any ambiguity, defect or omission therein that does not materially adversely affect the interests of the holders, (ii) grant additional rights or security for the benefit of the holders, (iii) add events of default as shall not be inconsistent with the provisions of the Order that do not materially adversely affect the interests of the holders, (iv) qualify the Order under the Trust Indenture Act of 1939, as amended, or corresponding provisions of federal laws from time to time in effect or (v)

make such other provisions in regard to matters or questions arising under the Order that are not inconsistent with the provisions thereof and which, in the opinion of Bond Counsel for the District, do not materially adversely affect the interests of the holders.

The Order further provides that the majority of owners of the Bonds shall have the right from time to time to approve any amendment not described above to the Order if it is deemed necessary or desirable by the District; provided, however, that without the consent of 100% of the holders in principal amount of the then outstanding Bonds so affected, no amendment may be made for the purpose of: (i) making any change in the maturity of any of the outstanding Bonds; (ii) reducing the rate of interest borne by any of the outstanding Bonds; (iii) reducing the amount of the principal of or redemption premium, if any, payable on any outstanding Bonds; (iv) modifying the terms of payment of principal or interest on outstanding Bonds or imposing any condition with respect to such payment; or (v) changing the minimum percentage of the principal amount of the Bonds necessary for consent to such amendment. Reference is made to the Order for further provisions relating to the amendment thereof.

## Defeasance

The Order provides for the defeasance of the Bonds when payment of the principal amount of the Bonds plus interest accrued on the Bonds to their due date (whether such due date be by reason of stated maturity, redemption or otherwise), is provided by irrevocably depositing with a paying agent, or other authorized escrow agent, in trust (1) money in an amount sufficient to make such payment and/or (2) Defeasance Securities, that will mature as to principal and interest in such amounts and at such times to insure the availability, without reinvestment, of sufficient money to make such payment, and all necessary and proper fees, compensation and expenses of the paying agent for the Bonds, and thereafter the District will have no further responsibility with respect to amounts available to such paying agent (or other financial institution permitted by applicable law) for the payment of such defeased Bonds, including any insufficiency therein caused by the failure of such paying agent (or other financial institution permitted by applicable law) to receive payment when due on the Defeasance Securities. The District has additionally reserved the right, subject to satisfying the requirements of (1) and (2) above, to substitute other Defeasance Securities originally deposited, to reinvest the uninvested moneys on deposit for such defeasance and to withdraw for the benefit of the District moneys in excess of the amount required for such defeasance. The Order provides that "Defeasance Securities" means any securities and obligations now or hereafter authorized by State law that are eligible to discharge obligations such as the Bonds. Current State law permits defeasance with the following types of securities: (a) direct, noncallable obligations of the United States of America, including obligations that are unconditionally guaranteed by the United States of America, (b) noncallable obligations of an agency or instrumentality of the United States of America, including obligations that are unconditionally guaranteed or insured by the agency or instrumentality and that, on the date the governing body of the District authorizes the defeasance, are rated as to investment quality by a nationally recognized investment rating firm not less than AAA or its equivalent, and (c) noncallable obligations of a state or an agency or a county, municipality, or other political subdivision of a state that on the date the governing body of the District adopts or approves the proceedings authorizing the financial arrangements have been refunded and are rated as to investment quality by a nationally recognized investment rating firm not less than AAA or its equivalent. There is no assurance that the current law will not be changed in a manner which would permit investments other than those described above to be made with amounts deposited to defease the Bonds. Because the Order does not contractually limit such investments, registered owners will be deemed to have consented to defeasance with such other investments, notwithstanding the fact that such investments may not be of the same investment quality as those currently permitted under State law. There is no assurance that the ratings for U.S. Treasury securities used for defeasance purposes or that for any other Defeasance Security will be maintained at any particular rating category.

Upon such deposit as described above, such Bonds shall no longer be regarded to be outstanding or unpaid. After firm banking and financial arrangements for the discharge and final payment of the Bonds have been made as described above, all rights of the District to initiate proceedings to call the Bonds for redemption or take any other action amending the terms of the Bonds are extinguished, provided, however, the District has reserved the option, to be exercised at the time of the defeasance of the Bonds, to call for redemption at an earlier date those Bonds which have been defeased to their maturity date, if the District (i) in the proceedings providing for the firm banking and financial arrangements, expressly reserves the right to call the Bonds for redemption, (ii) gives notice of the reservation of that right to the owners of the Bonds immediately following the making of the firm banking and financial arrangements, and (iii) directs that notice of the reservation be included in any redemption notices that it authorizes.

Defeasance will automatically cancel the Permanent School Fund Guarantee with respect to those defeased Bonds.

## Sources and Uses of Funds

The proceeds from the sale of the Bonds will be applied approximately as follows:

|                                      |                        |
|--------------------------------------|------------------------|
| <b>Sources</b>                       |                        |
| Par Amount of Bonds                  | \$ 6,380,000.00        |
| Accrued Interest                     | 13,290.10              |
| Net Reoffering Premium               | 236,323.00             |
| <b>Total Sources of Funds</b>        | <b>\$ 6,629,613.10</b> |
| <b>Uses</b>                          |                        |
| Deposit to Construction Fund         | \$ 6,400,000.00        |
| Costs of Issuance                    | 131,289.56             |
| Purchaser's Discount                 | 85,033.44              |
| Deposit to Interest and Sinking Fund | 13,290.10              |
| <b>Total Uses of Funds</b>           | <b>\$ 6,629,613.10</b> |

## REGISTERED OWNERS' REMEDIES

The Order establishes specific events of default with respect to the Bonds and provides that if the District defaults in the payment of principal or interest on the Bonds when due, or defaults in the observation or performance of any other covenants, conditions, or obligations set forth in the Order, and the continuation thereof for a period of 60 days after notice of default is given by the District by any registered owner, the registered owners may seek a writ of mandamus to compel District officials to carry out their legally imposed duties with respect to the Bonds, if there is no other available remedy at law to compel performance of the Bonds or the Order covenants and the District's obligations are not uncertain or disputed. The issuance of a writ of mandamus is controlled by equitable principles and rests with the discretion of the court, but may not be arbitrarily refused. There is no acceleration of maturity of the Bonds in the event of default and, consequently, the remedy of mandamus may have to be relied upon from year to year. The Order does not provide for the appointment of a trustee to represent the interest of the bondholders upon any failure of the District to perform in accordance with the terms of the Order, or upon any other condition and accordingly all legal actions to enforce such remedies would have to be undertaken at the initiative of, and be financed by, the registered owners. The Texas Supreme Court ruled in *Tooke v. City of Mexia*, 197 S.W.3d 325 (Tex. 2006), that a waiver of sovereign immunity in a contractual dispute must be provided for by statute in "clear and unambiguous" language. Because it is unclear whether the Texas legislature



has effectively waived the District's sovereign immunity from a suit for money damages, bondholders may not be able to bring such a suit against the District for breach of the Bonds or Order covenants. Even if a judgment against the District could be obtained, it could not be enforced by direct levy and execution against the District's property. Further, the registered owners cannot themselves foreclose on property within the District or sell property within the District to enforce the tax lien on taxable property to pay the principal of and interest on the Bonds. Furthermore, the District is eligible to seek relief from its creditors under Chapter 9 of the U.S. Bankruptcy Code ("Chapter 9"). Although Chapter 9 provides for the recognition of a security interest represented by a specifically pledged source of revenues, the pledge of ad valorem taxes in support of a general obligation of a bankrupt entity is not specifically recognized as a security interest under Chapter 9. Chapter 9 also includes an automatic stay provision that would prohibit, without Bankruptcy Court approval, the prosecution of any other legal action by creditors or bondholders of an entity which has sought protection under Chapter 9. Therefore, should the District avail itself of Chapter 9 protection from creditors, the ability to enforce would be subject to the approval of the Bankruptcy Court (which could require that the action be heard in Bankruptcy Court instead of other federal or state court); and the Bankruptcy Code provides for broad discretionary powers of a Bankruptcy Court in administering any proceeding brought before it. See "APPENDIX E - THE PERMANENT SCHOOL FUND GUARANTEE PROGRAM" herein for a description of the procedures to be followed for payment of the Bonds by the Permanent School Fund in the event the District fails to make a payment on the Bonds when due. The opinion of Bond Counsel will note that all opinions relative to the enforceability of the Order and the Bonds are qualified with respect to the customary rights of debtors relative to their creditors, by general principles of equity which permit the exercise of judicial discretion.

#### **BOOK-ENTRY-ONLY SYSTEM**

*This section describes how ownership of the Bonds is to be transferred and how the principal of, premium, if any, and interest on the Bonds are to be paid to and credited by DTC while the Bonds are registered in its nominee name. The information in this section concerning DTC and the Book-Entry-Only System has been provided by DTC for use in disclosure documents such as this Official Statement. The District, the Financial Advisor and the Purchaser believe the source of such information to be reliable, but take no responsibility for the accuracy or completeness thereof.*

*The District cannot and does not give any assurance that (1) DTC will distribute payments of debt service on the Bonds, or redemption or other notices, to DTC Participants, (2) DTC Participants or others will distribute debt service payments paid to DTC or its nominee (as the registered owner of the Bonds) or redemption or other notices, to the Beneficial Owners, or that they will do so on a timely basis, or (3) DTC will serve and act in the manner described in this Official Statement. The current rules applicable to DTC are on file with the United States Securities and Exchange Commission, and the current procedures of DTC to be followed in dealing with DTC Participants are on file with DTC.*

DTC will act as securities depository for the Bonds. The Bonds will be issued as fully-registered securities registered in the name of Cede & Co. (DTC's partnership nominee) or such other name as may be requested by an authorized representative of DTC. One fully-registered Bond certificate will be issued for each maturity of the Bonds, each in the aggregate principal amount of such maturity, and will be deposited with DTC.

DTC, the world's largest securities depository, is a limited-purpose trust company organized under the New York Banking Law, a "banking organization" within the meaning of the New York Banking Law, a member of the Federal Reserve System, a "clearing corporation" within the meaning of the New York Uniform Commercial Code, and a "clearing agency" registered pursuant to the provisions of Section 17A of the Securities Exchange Act of 1934. DTC holds and provides asset servicing for over 3.5 million issues of U.S. and non-U.S. equity issues, corporate and municipal debt issues, and money market instruments (from over 100 countries) that DTC's participants ("Direct Participants") deposit with DTC. DTC also facilitates the post-trade settlement among Direct Participants of sales and other securities transactions in deposited securities, through electronic computerized book-entry transfers and pledges between Direct Participants' accounts. This eliminates the need for physical movement of securities certificates. Direct Participants include both U.S. and non-U.S. securities brokers and dealers, banks, trust companies, clearing corporations, and certain other organizations. DTC is a wholly-owned subsidiary of The Depository Trust & Clearing Corporation ("DTCC"). DTCC is the holding company for DTC, National Securities Clearing Corporation and Fixed Income Clearing Corporation, all of which are registered clearing agencies. DTCC is owned by the users of its regulated subsidiaries. Access to the DTC system is also available to others such as both U.S. and non-U.S. securities brokers and dealers, banks, trust companies, and clearing corporations that clear through or maintain a custodial relationship with a Direct Participant, either directly or indirectly ("Indirect Participants"). DTC has a S&P Global Ratings rating of AA+. The DTC Rules applicable to its Participants are on file with the United States Securities and Exchange Commission. More information about DTC can be found at [www.dtcc.com](http://www.dtcc.com).

Purchases of Bonds under the DTC system must be made by or through Direct Participants, which will receive a credit for the Bonds on DTC's records. The ownership interest of each actual purchaser of each Bond ("Beneficial Owner") is in turn to be recorded on the Direct and Indirect Participants' records. Beneficial Owners will not receive written confirmation from DTC of their purchase. Beneficial Owners are, however, expected to receive written confirmations providing details of the transaction, as well as periodic statements of their holdings, from the Direct or Indirect Participant through which the Beneficial Owner entered into the transaction. Transfers of ownership interests in the Bonds are to be accomplished by entries made on the books of Direct and Indirect Participants acting on behalf of Beneficial Owners. Beneficial Owners will not receive certificates representing their ownership interests in Bonds, except in the event that use of the Book-Entry-Only System for the Bonds is discontinued.

To facilitate subsequent transfers, all Bonds deposited by Direct Participants with DTC are registered in the name of DTC's partnership nominee, Cede & Co., or such other name as may be requested by an authorized representative of DTC. The deposit of Bonds with DTC and their registration in the name of Cede & Co. or such other DTC nominee do not effect any change in beneficial ownership. DTC has no knowledge of the actual Beneficial Owners of the Bonds; DTC's records reflect only the identity of the Direct Participants to whose accounts such Bonds are credited, which may or may not be the Beneficial Owners. The Direct and Indirect Participants will remain responsible for keeping account of their holdings on behalf of their customers.

Conveyance of notices and other communications by DTC to Direct Participants, by Direct Participants to Indirect Participants, and by Direct Participants and Indirect Participants to Beneficial Owners will be governed by arrangements among them, subject to any statutory or regulatory requirements as may be in effect from time to time. Beneficial Owners of Bonds may wish to take certain steps to augment the transmission to them of notices of significant events with respect to the Bonds, such as, redemptions, tenders, defaults, and proposed amendments to the Bond documents. For example, Beneficial Owners of Bonds may wish to ascertain that the nominee holding the Bonds for their benefit has agreed to obtain and transmit notices to Beneficial Owners. In the alternative, Beneficial Owners may wish to provide their names and addresses to the registrar and request that copies of notices be provided directly to them.

Redemption notices shall be sent to DTC. If less than all of the Bonds within a maturity are being redeemed, DTC's practice is to determine by lot the amount of the interest of each Direct Participant in such maturity to be redeemed.

Neither DTC nor Cede & Co. (nor any other DTC nominee) will consent or vote with respect to Bonds unless authorized by a Direct Participant in accordance with DTC's MMI procedures. Under its usual procedures, DTC mails an Omnibus Proxy to the District as soon as possible after the record date. The Omnibus Proxy assigns Cede & Co.'s consenting or voting rights to those

Direct Participants to whose accounts Bonds are credited on the record date (identified in a listing attached to the Omnibus Proxy).

All payments on the Bonds will be made to Cede & Co., or such other nominee as may be requested by an authorized representative of DTC. DTC's practice is to credit Direct Participants' accounts upon DTC's receipt of funds and corresponding detail information from the District or the Paying Agent/Registrar, on payable date in accordance with their respective holdings shown on DTC's records. Payments by Participants to Beneficial Owners will be governed by standing instructions and customary practices, as is the case with securities held for the accounts of customers in bearer form or registered in "street name," and will be the responsibility of such Participant and not of DTC, the Paying Agent/Registrar, or the District, subject to any statutory or regulatory requirements as may be in effect from time to time. All payments with respect to the Bonds to Cede & Co. (or such other nominee as may be requested by an authorized representative of DTC) are the responsibility of the District or the Paying Agent/Registrar, disbursement of such payments to Direct Participants will be the responsibility of DTC, and disbursement of such payments to the Beneficial Owners will be the responsibility of Direct and Indirect Participants.

DTC may discontinue providing its services as depository with respect to the Bonds at any time by giving reasonable notice to the District or the Paying Agent/Registrar. Under such circumstances, in the event that a successor depository is not obtained, physical Bond certificates are required to be printed and delivered to bond holders.

The District may decide to discontinue use of the system of book-entry-only transfers through DTC (or a successor securities depository). In that event, physical Bond certificates will be printed and delivered to bond holders.

The information in this section concerning DTC and DTC's Book-Entry-Only System has been obtained from sources that the District believes to be reliable, but none of the District, the Financial Advisor, nor the Purchaser take any responsibility for the accuracy thereof.

#### **Use of Certain Terms in Other Sections of this Official Statement**

In reading this Official Statement it should be understood that while the Bonds are in the Book-Entry-Only System, references in other sections of this Official Statement to registered owners should be read to include the person for which the Direct or Indirect Participant acquires an interest in the Bonds, but (i) all rights of ownership must be exercised through DTC and the Book-Entry-Only System, and (ii) except as described above, notices that are to be given to registered owners under the Order will be given only to DTC.

#### **Effect of Termination of Book-Entry-Only System**

In the event that the Book-Entry-Only System is discontinued by DTC or the use of the Book-Entry-Only System is discontinued by the District, printed bond certificates will be issued to the holders and the Bonds will be subject to transfer, exchange and registration provisions as set forth in the Order and summarized under "REGISTRATION, TRANSFER AND EXCHANGE – Future Registration" below.

### **REGISTRATION, TRANSFER AND EXCHANGE**

#### **Paying Agent/Registrar**

The initial Paying Agent/Registrar for the Bonds is BOKF, NA, Dallas, Texas. In the Order, the District covenants to maintain and provide a Paying Agent/Registrar until the Bonds are duly paid.

#### **Successor Paying Agent/Registrar**

Provision is made in the Order for replacing the Paying Agent/Registrar. If the District replaces the Paying Agent/Registrar, such Paying Agent/Registrar shall, promptly upon the appointment of a successor, deliver the Paying Agent/Registrar's records to the successor Paying Agent/Registrar, and the successor Paying Agent/Registrar shall act in the same capacity as the previous Paying Agent/Registrar. Any successor Paying Agent/Registrar selected by the District shall be a commercial bank or trust company organized under the laws of the United States or any state or other entity duly qualified and legally authorized to serve and perform the duties of the Paying Agent/Registrar for the Bonds. Upon any change in the Paying Agent/Registrar for the Bonds, the District has agreed to promptly cause a written notice thereof to be sent to each registered owner of the Bonds by United States mail, first-class, postage prepaid, which notice shall also give the address of the new Paying Agent/Registrar.

#### **Initial Registration**

Definitive Bonds will be initially registered and delivered only to CEDE & CO., the nominee of DTC pursuant to the Book-Entry-Only System described herein.

#### **Future Registration**

In the event the Book-Entry-Only System is discontinued, the Bonds may be transferred, registered and assigned on the registration books only upon presentation and surrender of the Bonds to the Paying Agent/Registrar, and such registration and transfer shall be without expense or service charge to the registered owner, except for any tax or other governmental charges required to be paid with respect to such registration and transfer. A Bond may be assigned by the execution of an assignment form on the Bonds or by other instrument of transfer and assignment acceptable to the Paying Agent/Registrar. A new Bond or Bonds will be delivered by the Paying Agent/Registrar in lieu of the Bond or Bonds being transferred or exchanged at the corporate trust office of the Paying Agent/Registrar, or sent by United States registered mail to the new registered owner at the registered owner's request, risk and expense. To the extent possible, new Bonds issued in an exchange or transfer of Bonds will be delivered to the registered owner or assignee of the registered owner in not more than three (3) business days after the receipt of the Bonds to be canceled in the exchange or transfer and the written instrument of transfer or request for exchange duly executed by the registered owner or his duly authorized agent, in form satisfactory to the Paying Agent/Registrar. New Bonds registered and delivered in an exchange or transfer shall be in authorized denominations and for a like aggregate principal amount as the Bonds surrendered for exchange or transfer.

#### **Record Date For Interest Payment**

The record date ("Record Date") for determining the person to whom the interest on the Bonds is payable on any interest payment date means the close of business on the last business day of the next preceding month. In the event of a non-payment of interest on a scheduled payment date, and for 30 days thereafter, a new record date for such interest payment (a "Special Record Date") will be established by the Paying Agent/Registrar, if and when funds for the payment of such interest have been received from the District. Notice of the Special Record Date and of the scheduled payment date of the past due interest (the "Special Payment Date" which shall be 15 days after the Special Record Date) shall be sent at least five business days prior to the Special Record Date by United States mail, first class, postage prepaid, to the address of each registered owner of a Bond appearing on the books of the Paying Agent/Registrar at the close of business on the last business day next preceding the date of mailing of such notice.

## Limitation on Transfer of Bonds

The Paying Agent/Registrar shall not be required to make any such transfer, conversion or exchange (i) during the period commencing with the close of business on any Record Date and ending with the opening of business on the next following principal or interest payment date or (ii) with respect to any Bond or any portion thereof called for redemption prior to maturity, within 45 days prior to its redemption date; provided, however, that such limitation shall not apply to uncalled portions of a Bond redeemed in part.

## Replacement Bonds

If any Bond is mutilated, destroyed, stolen or lost, a new Bond in the same principal amount as the Bond so mutilated, destroyed, stolen or lost will be issued. In the case of a mutilated Bond, such new Bond will be delivered only upon surrender and cancellation of such mutilated Bond. In the case of any Bond issued in lieu of and substitution for a Bond which has been destroyed, stolen or lost, such new Bond will be delivered only (a) upon filing with the District and the Paying Agent/Registrar a certificate to the effect that such Bond has been destroyed, stolen or lost and proof of the ownership thereof, and (b) upon furnishing the District and the Paying Agent/Registrar with indemnity satisfactory to them. The person requesting the authentication and delivery of a new Bond must pay such expenses as the Paying Agent/Registrar may incur in connection therewith.

## THE PERMANENT SCHOOL FUND GUARANTEE PROGRAM

Subject to satisfying certain conditions, the payment of the Bonds will be guaranteed by the corpus of the Permanent School Fund of the State of Texas. In the event of default, registered owners will receive all payments due on the Bonds from the Permanent School Fund, and the Charter District Bond Guarantee Reserve would be the first source to pay debt service if a charter school was unable to make such payment. See "Appendix E – THE PERMANENT SCHOOL FUND GUARANTEE PROGRAM" for pertinent information regarding the Permanent School Fund Guarantee Program. The disclosure regarding the Permanent School Fund Guarantee Program in Appendix E is incorporated herein and made a part hereof for all purposes.

## STATE AND LOCAL FUNDING OF SCHOOL DISTRICTS IN TEXAS

### Litigation Relating to the Texas Public School Finance System

On seven occasions in the last thirty years, the Texas Supreme Court (the "Court") has issued decisions assessing the constitutionality of the Texas public school finance system (the "Finance System"). The litigation has primarily focused on whether the Finance System, as amended by the Texas Legislature (the "Legislature") from time to time (i) met the requirements of article VII, section 1 of the Texas Constitution, which requires the Legislature to "establish and make suitable provision for the support and maintenance of an efficient system of public free schools," or (ii) imposed a statewide ad valorem tax in violation of article VIII, section 1-e of the Texas Constitution because the statutory limit on property taxes levied by school districts for maintenance and operation purposes had allegedly denied school districts meaningful discretion in setting their tax rates. In response to the Court's previous decisions, the Legislature enacted multiple laws that made substantive changes in the way the Finance System is funded in efforts to address the prior decisions declaring the Finance System unconstitutional.

On May 13, 2016, the Court issued its opinion in the most recent school finance litigation, *Morath v. The Texas Taxpayer & Student Fairness Coal.*, 490 S.W.3d 826 (Tex. 2016) ("*Morath*"). The plaintiffs and intervenors in the case had alleged that the Finance System, as modified by the Legislature in part in response to prior decisions of the Court, violated article VII, section 1 and article VIII, section 1-e of the Texas Constitution. In its opinion, the Court held that "[d]espite the imperfections of the current school funding regime, it meets minimum constitutional requirements." The Court also noted that:

Lawmakers decide if laws pass, and judges decide if those laws pass muster. But our lenient standard of review in this policy-laden area counsels modesty. The judicial role is not to second-guess whether our system is optimal, but whether it is constitutional. Our Byzantine school funding "system" is undeniably imperfect, with immense room for improvement. But it satisfies minimum constitutional requirements.

### Possible Effects of Changes in Law on District Bonds

The Court's decision in *Morath* upheld the constitutionality of the Finance System but noted that the Finance System was "undeniably imperfect". While not compelled by the *Morath* decision to reform the Finance System, the Legislature could enact future changes to the Finance System. Any such changes could benefit or be a detriment to the District. If the Legislature enacts future changes to, or fails adequately to fund the Finance System, or if changes in circumstances otherwise provide grounds for a challenge, the Finance System could be challenged again in the future. In its 1995 opinion in *Edgewood Independent School District v. Meno*, 917 S.W.2d 717 (Tex. 1995), the Court stated that any future determination of unconstitutionality "would not, however, affect the district's authority to levy the taxes necessary to retire previously issued bonds, but would instead require the Legislature to cure the system's unconstitutionality in a way that is consistent with the Contract Clauses of the U.S. and Texas Constitutions" (collectively, the "Contract Clauses"), which prohibit the enactment of laws that impair prior obligations of contracts.

Although, as a matter of law, the Bonds, upon issuance and delivery, will be entitled to the protections afforded previously existing contractual obligations under the Contract Clauses, the District can make no representations or predictions concerning the effect of future legislation, or any litigation that may be associated with such legislation, on the District's financial condition, revenues or operations. While the enactment of future legislation to address school funding in Texas could adversely affect the financial condition, revenues or operations of the District, the District does not anticipate that the security for payment of the Bonds, specifically, the District's obligation to levy an unlimited debt service tax and any Permanent School Fund guarantee of the Bonds would be adversely affected by any such legislation. See "CURRENT PUBLIC SCHOOL FINANCE SYSTEM".

## CURRENT PUBLIC SCHOOL FINANCE SYSTEM

### Overview

The following language constitutes only a summary of the Finance System. The information contained under the captions "CURRENT PUBLIC SCHOOL FINANCE SYSTEM" and "TAX RATE LIMITATIONS" is subject to change, and only reflects the District's understanding based on information available to the District as of the date of this Official Statement. Voter approval of a constitutional amendment submitted to the voters at an election held on November 4, 2025 are noted below. See " - 2025 Legislative Session," below. For a more complete description of school finance and fiscal management in the State, reference is made to Chapters 43 through 49 of the Texas Education Code, as amended. Additionally, prospective investors are encouraged to review the Property Tax Code (as defined herein) for definitive requirements for the levy and collection of ad valorem taxes and the calculation of the defined tax rates.

Local funding is derived from collections of ad valorem taxes levied on property located within each school district's boundaries. School districts are authorized to levy two types of property taxes: a maintenance and operations ("M&O") tax to pay current expenses and an interest and sinking fund ("I&S") tax to pay debt service on bonds. School districts are prohibited from levying an M&O tax rate for the purpose of creating a surplus in M&O tax revenues to pay the district's debt service. Current law also requires school districts to demonstrate their ability to pay debt service on outstanding bonded indebtedness through the levy of an I&S tax at a rate not to exceed \$0.50 per \$100 of taxable value at the time bonds are issued. Once bonds are issued,

however, school districts generally may levy an I&S tax sufficient to pay debt service on such bonds unlimited as to rate or amount (see "TAX RATE LIMITATIONS – I&S Tax Rate Limitations" herein). Because property values vary widely among school districts, the amount of local funding generated by school districts with the same I&S tax rate and M&O tax rate is also subject to wide variation; however, the public school finance funding formulas are designed to generally equalize, on a per student basis, local funding generated by a school district's M&O tax rate.

## **2025 Legislative Session**

The regular session of the 89th Texas Legislature (the "Legislature") commenced on January 14, 2025 and concluded on June 2, 2025 (the "89th Regular Session"). The Legislature meets in regular session in odd numbered years for 140 days. When the Legislature is not in session, the Governor of Texas (the "Governor") may call one or more special sessions, at the Governor's discretion, each lasting no more than 30 days, and for which the Governor sets the agenda (any such special sessions, together with the 89th Regular Session, are collectively referred to herein as the "2025 Legislative Sessions"). The Governor called a first special session, which began on July 21, 2025 and ended on August 15, 2025. The Governor called a second special session, which began on August 15, 2025 and ended on September 4, 2025.

During the 89th Regular Session, the Legislature considered a general appropriations act and legislation affecting the Finance System and ad valorem taxation procedures and exemptions, and investments, among other legislation affecting school districts and the administrative agencies that oversee school districts. Pursuant to a Statewide election held on November 4, 2025, and legislation passed by both houses of the Legislature there is an increase: (1) in the State mandated general homestead exemption from \$100,000 to \$140,000, (2) the additional exemption on the residence homesteads of those at least sixty-five (65) years of age or disabled from \$10,000 to \$60,000, and (3) the exemption for tangible personal property used in the "production of income" from \$2,500 to \$125,000. Additionally, both houses of the Legislature passed and the Governor signed legislation that would authorize roughly \$8.5 billion in funding for public schools and would provide districts with a \$55 per-student increase to their base funding, as well as provide districts with additional funding for teacher and staff salaries, educator preparation, special education, safety requirements and early childhood learning. Finally, legislation passed by the Legislature and signed into law by the Governor will create an education savings account program (commonly referred to as vouchers) for students that attend private schools or home school. Such program could impact attendance in the District by incentivizing students to homeschool or attend private schools, which could negatively affect the District's attendance based funding.

The District is still in the process of reviewing legislation passed during the 89th Regular Session and ensuing special sessions. At this time, the District cannot make any representations as to the full impact of such legislation. Further, the District can make no representations or predictions regarding the scope of legislation that may be considered in any special session or the potential impact of such legislation at this time, but it intends to monitor applicable legislation related thereto.

## **Local Funding for School Districts**

A school district's M&O tax rate is composed of two distinct parts: the "Tier One Tax Rate", which is the local M&O tax rate required for a school district to receive any part of the basic level of State funding (referred to herein as "Tier One") under the Foundation School Program, as further described below, and the "Enrichment Tax Rate", which is any local M&O tax effort in excess of its Tier One Tax Rate. Formulas for the State Compression Percentage and Maximum Compressed Tax Rate (each as described below) are designed to compress M&O tax rates in response to year-over-year increases in property values across the State and within a school district, respectively. The discussion in this subcaption "Local Funding For School Districts" is generally intended to describe funding provisions applicable to all school districts; however, there are distinctions in the funding formulas for school districts that generate local M&O tax revenues in excess of the school districts' funding entitlements, as further discussed under the subcaption "CURRENT PUBLIC SCHOOL FINANCE SYSTEM – Local Revenue Level In Excess of Entitlement" herein.

### **State Compression Percentage**

The State Compression Percentage is a statutorily-defined percentage of the rate of \$1.00 per \$100 that is used to determine a school district's Maximum Compressed Tax Rate (described below). The State Compression Percentage is the lesser of three alternative calculations: (1) 93% or a lower percentage set by appropriation for a school year; (2) a percentage determined by formula if the estimated total taxable property value of the State (as submitted annually to the State Legislature by the State Comptroller) has increased by at least 2.5% over the prior year; and (3) the prior year State Compression Percentage. For any year, the maximum State Compression Percentage is 93%. For the State fiscal year ending in 2026, the State Compression Percentage is set at 63.22%.

### **Maximum Compressed Tax Rate**

The Maximum Compressed Tax Rate (the "MCR") is the tax rate per \$100 of valuation of taxable property at which a school district must levy its Tier One Tax Rate to receive the full amount of the Tier One funding to which the school district is entitled. The MCR is equal to the lesser of two alternative calculations: (1) the school district's current year SCP multiplied by \$1.00; or (2) a percentage determined by formula if the school district experienced a year-over-year increase in property value of at least 2.5% (if the increase in property value is less than 2.5%, then the MCR is equal to the prior year MCR). However, each year the TEA shall evaluate the MCR for each school district in the State, and for any given year, if a school district's MCR is calculated to be less than 90% of any other school district's MCR for the current year, then the school district's MCR is instead equal to the school district's prior year MCR, until TEA determines that the difference between the school district's MCR and any other school district's MCR is not more than 10%. These compression formulas are intended to more closely equalize local generation of Tier One funding among districts with disparate tax bases and generally reduce the Tier One Tax Rates of school districts as property values increase. For the 2025-2026 school year, the Legislature reduced the maximum MCR, establishing \$0.6322 as the maximum rate and \$0.5689 as the floor.

Pursuant to voter approval at a Statewide election held on November 4, 2025, the residential homestead exemption under Section 1-b(c), Article VIII, Texas Constitution increases (1) the State mandated general homestead exemption from \$100,000 to \$140,000, and (2) the additional exemption on the residence homesteads of those at least sixty-five (65) years of age or disabled from \$10,000 to \$60,000. These changes take effect for the tax year beginning January 1, 2025.

### **Tier One Tax Rate**

A school district's Tier One Tax Rate is defined as a school district's M&O tax rate levied that does not exceed the school district's MCR.

### **Enrichment Tax Rate**

The Enrichment Tax Rate is the number of cents a school district levies for M&O in excess of the Tier One Tax Rate, up to an additional \$0.17. The Enrichment Tax Rate is divided into two components: (i) "Golden Pennies" which are the first \$0.08 of tax effort in excess of a school district's Tier One Tax Rate; and (ii) "Copper Pennies" which are the next \$0.09 in excess of a school district's Tier One Tax Rate plus Golden Pennies.

School districts may levy an Enrichment Tax Rate at a level of their choice, subject to the limitations described under "TAX RATE LIMITATIONS – Public Hearing and Voter-Approval Tax Rate"; however to levy any of the Enrichment Tax Rate in a given year, a school district must levy a Tier One Tax Rate equal to the school district's MCR. Additionally, a school district's levy of Copper Pennies is subject to compression if the guaranteed yield (i.e., the guaranteed level of local tax revenue and State aid generated for each cent of tax effort) of Copper Pennies is increased from one year to the next (see "CURRENT PUBLIC SCHOOL FINANCE SYSTEM – State Funding for School Districts – Tier Two").

### **State Funding for School Districts**

State funding for school districts is provided through the two-tiered Foundation School Program, which guarantees certain levels of funding for school districts in the State. School districts are entitled to a legislatively appropriated guaranteed yield on their Tier One Tax Rate and Enrichment Tax Rate. When a school district's Tier One Tax Rate and Enrichment Tax Rate generate tax revenues at a level below the respective entitlement, the State will provide "Tier One" funding or "Tier Two" funding, respectively, to fund the difference between the school district's entitlements and the actual M&O revenues generated by the school district's respective M&O tax rates.

The first level of funding, Tier One, is the basic level of funding guaranteed to all school districts based on a school district's Tier One Tax Rate. Tier One funding may then be "enriched" with Tier Two funding. Tier Two provides a guaranteed entitlement for each cent of a school district's Enrichment Tax Rate, allowing a school district increase or decrease its Enrichment Tax Rate to supplement Tier One funding at a level of the school district's own choice. While Tier One funding may be used for the payment of debt service (except for school districts subject to the recapture provisions of Chapter 49 of the Texas Education Code, as discussed herein), and in some instances is required to be used for that purpose (see "TAX RATE LIMITATIONS – I&S Tax Rate Limitations"), Tier Two funding may not be used for the payment of debt service or capital outlay.

The current public school finance system also provides an Existing Debt Allotment ("EDA") to subsidize debt service on eligible outstanding school district bonds, an Instructional Facilities Allotment ("IFA") to subsidize debt service on newly issued bonds, and a New Instructional Facilities Allotment ("NIFA") to subsidize operational expenses associated with the opening of a new instructional facility. IFA primarily addresses the debt service needs of property-poor school districts.

Tier One and Tier Two allotments represent the State's share of the cost of M&O expenses of school districts, with local M&O taxes representing the school district's local share. EDA and IFA allotments supplement a school district's local I&S taxes levied for debt service on eligible bonds issued to construct, acquire and improve facilities, provided that a school district qualifies for such funding and that the State Legislature makes sufficient appropriations to fund the allotments for a State fiscal biennium. Tier One and Tier Two allotments and existing EDA and IFA allotments are generally required to be funded each year by the State Legislature.

#### ***Tier One***

Tier One funding is the basic level of funding guaranteed to a school district, consisting of a State-appropriated baseline level of funding (the "Basic Allotment") for each student in "Average Daily Attendance" (being generally calculated as the sum of student attendance, other than students in average daily attendance who do not for each State-mandated day of instruction divided by the number of State-mandated days of instruction, defined herein as "ADA"). The Basic Allotment is revised downward if a school district's Tier One Tax Rate is less than the State-determined threshold. The Basic Allotment is supplemented by additional State funds, allotted based upon the unique school district characteristics and demographics of students in ADA, to make up most of a school district's Tier One entitlement under the Foundation School Program.

The Basic Allotment for school districts with a Tier One Tax Rate equal to the school district's MCR, is \$6,160 plus the guaranteed yield increment adjustment (the "GYIA") for each student in ADA and is revised downward for school districts with a Tier One Tax Rate lower than the school district's MCR. The GYIA is established by October 1 of each even-numbered year for the subsequent biennium. For the 2026-27 biennium, the GYIA is set at \$55. The Basic Allotment is then supplemented for all school districts by various weights to account for differences among school districts and their student populations. Such additional allotments include, but are not limited to, increased funds for students in ADA who: (i) attend a qualified special education program, (ii) are diagnosed with dyslexia or a related disorder, (iii) are economically disadvantaged, or (iv) have limited English language proficiency. Additional allotments to mitigate differences among school districts include, but are not limited to: (i) a transportation allotment for mileage associated with transporting students who reside two miles or more from their home campus, (ii) a fast growth allotment (for school districts in the top 25% of enrollment growth relative to other school districts), (iii) a college, career and military readiness allotment to further Texas' goal of increasing the number of students who attain a post-secondary education or workforce credential, and (iv) a teacher incentive allotment to increase teacher compensation retention in disadvantaged or rural school districts. A school district's total Tier One funding, divided by the district's Basic Allotment, is a school district's measure of students in "Weighted Average Daily Attendance" ("WADA"), which serves to calculate Tier Two funding.

The fast growth allotment weights are 0.48 for districts in the top 40% of school districts for growth, 0.33 for districts in the middle 30% of school districts for growth and 0.18 for districts in the bottom 30% of school districts for growth. The fast growth allotment was limited to \$320 million for the 2026-2027 school year.

#### ***Tier Two***

Tier Two supplements Tier One funding and provides two levels of enrichment with different guaranteed yields (i.e., Golden Pennies and Copper Pennies) depending on the school district's Enrichment Tax Rate. Golden Pennies generate a guaranteed yield equal to the Basic Allotment multiplied by 0.02084. For the 2026-2027 State fiscal biennium, school districts are guaranteed a yield on each Golden Penny levied of \$129.52 per student in WADA. Copper Pennies generate a guaranteed yield per student in WADA equal to the school district's Basic Allotment multiplied by 0.008. For the 2026-2027 State fiscal biennium, school districts are guaranteed a yield of \$49.72 per student in WADA for each Copper Penny levied.

#### ***Existing Debt Allotment, Instructional Facilities Allotment, and New Instructional Facilities Allotment***

The Foundation School Program also includes facilities funding components consisting of the IFA and the EDA, subject to legislative appropriation each State fiscal biennium. To the extent funded for a biennium, these programs assist school districts in funding facilities by, generally, equalizing a school district's I&S tax effort. The IFA guarantees each awarded school district a specified amount per student (the "IFA Yield") in State and local funds for each cent of I&S tax levied to pay the principal of and interest on eligible bonds issued to construct, acquire, renovate or improve instructional facilities. The IFA Yield has been \$35 since this program first began in 1997. New awards of IFA are only available if appropriated funds are allocated for such purpose by the State Legislature. To receive an IFA award, in years where new IFA awards are available, a school district must apply to the Commissioner in accordance with rules adopted by the TEA before issuing the bonds to be paid with IFA State assistance. The total amount of debt service assistance over a biennium for which a school district may be awarded is limited to the lesser of (1) the actual debt service payments made by the school district in the biennium in which the bonds are issued; or (2) the greater of (a) \$100,000 or (b) \$250 multiplied by the number of students in ADA. The IFA is also available for lease-purchase agreements and refunding bonds meeting certain prescribed conditions. Once a school district receives an IFA award for bonds, it is entitled to continue receiving State assistance for such bonds without reapplying to the Commissioner. The guaranteed level of State and

local funds per student percent of local tax effort applicable to the bonds may not be reduced below the level provided for the year in which the bonds were issued. For the 2026-2027 State fiscal biennium, the State Legislature did not appropriate any funds for new IFA awards; however, awards previously granted in years the State Legislature did appropriate funds for new IFA awards will continue to be funded.

State financial assistance is provided for certain existing eligible debt issued by school districts through the EDA program. The EDA guaranteed yield (the "EDA Yield") is the lesser of (i) \$40 per student in ADA or a greater amount for any year provided by appropriation; or (ii) the amount that would result in a total additional EDA of \$60 million more than the EDA to which school districts would have been entitled to if the EDA Yield were \$35. The portion of a school district's local debt service rate that qualifies for EDA assistance is limited to the first \$0.29 of its I&S tax rate (or a greater amount for any year provided by appropriation by the State Legislature). In general, a school district's bonds are eligible for EDA assistance if (i) the school district made payments on the bonds during the final fiscal year of the preceding State fiscal biennium, or (ii) the school district levied taxes to pay the principal of and interest on the bonds for that fiscal year. Each biennium, access to EDA funding is determined by the debt service taxes collected in the final year of the preceding biennium. A school district may not receive EDA funding for the principal and interest on a series of otherwise eligible bonds for which the school district receives IFA funding.

Since future-year IFA awards were not funded by the State Legislature for the 2026-2027 State fiscal biennium and debt service assistance on school district bonds that are not yet eligible for EDA is not available, debt service payments during the 2026-2027 State fiscal biennium on new bonds issued by school districts in the 2026-2027 State fiscal biennium to construct, acquire and improve facilities must be funded solely from local I&S taxes, except to the extent the bonds of a school district are eligible for hold harmless funding from the State for local tax revenue lost as a result of an increase in the mandatory homestead exemption (see "Tax Rate and Funding Equity" below).

A school district may also qualify for a NIFA allotment, which provides assistance to school districts for operational expenses associated with opening new instructional facilities or a renovated portion of an instructional facility to be used for the first time to provide high-cost and undersubscribed career and technology education programs, as determined by the Commissioner. In the 2025 Legislative Sessions, the State Legislature appropriated funds in the amount of \$150,000,000 for each fiscal year of the 2026-2027 State fiscal biennium for NIFA allotments.

### ***Tax Rate and Funding Equity***

The Commissioner may proportionally reduce the amount of funding a school district receives under the Foundation School Program and the ADA calculation if the school district operates on a calendar that provides less than the State-mandated minimum instruction time in a school year. The Commissioner may also adjust a school district's ADA as it relates to State funding where disaster, flood, extreme weather or other calamity has a significant effect on a school district's attendance.

For the 2026-2027 school year, school districts will be held harmless and entitled to additional state aid to the extent that state and local revenue used to service eligible debt is less than the state and local revenue that would have been available to the district under state law providing for state aid to districts to account for increases in the general residence homestead exemption and the elderly or disabled tax ceiling, if any increase in a residence homestead exemption under the Texas Constitution, and any additional limitation on tax increases under the elderly or disabled tax ceiling had not occurred.

### **Local Revenue Level in Excess of Entitlement**

A school district that has sufficient property wealth per student in ADA to generate local revenues on the school district's Tier One Tax Rate and Copper Pennies in excess of the school district's respective funding entitlements (a "Chapter 49 school district"), is subject to the local revenue reduction provisions contained in Chapter 49 of Texas Education Code, as amended ("Chapter 49"). Additionally, in years in which the amount of State funds appropriated specifically excludes the amount necessary to provide the guaranteed yield for Golden Pennies, local revenues generated on a school district's Golden Pennies in excess of the school district's respective funding entitlement are subject to the local revenue reduction provisions of Chapter 49. To reduce local revenue, Chapter 49 school districts are generally subject to a process known as "recapture", which requires a Chapter 49 school district to exercise certain options to remit local M&O tax revenues collected in excess of the Chapter 49 school district's funding entitlements to the State (for redistribution to other school districts) or otherwise expending the respective M&O tax revenues for the benefit of students in school districts that are not Chapter 49 school districts, as described in the subcaption "Options for Local Revenue Levels in Excess of Entitlement". Chapter 49 school districts receive their allocable share of funds distributed from the constitutionally-prescribed Available School Fund, but are generally not eligible to receive State aid under the Foundation School Program, although they may continue to receive State funds for certain competitive grants and certain programs that remain outside the Foundation School Program.

Recapture is measured by the "local revenue level" (being the M&O tax revenues generated in a school district) in excess of the entitlements appropriated by the State Legislature each fiscal biennium. Therefore, school districts are now guaranteed that recapture will not reduce revenue below their statutory entitlement.

### ***Options for Local Revenue Levels in Excess of Entitlement***

Under Chapter 49, a school district has six options to reduce local revenues to a level that does not exceed the school district's respective entitlements: (1) a school district may consolidate by agreement with one or more school districts to form a consolidated school district; all property and debt of the consolidating school districts vest in the consolidated school district; (2) a school district may detach property from its territory for annexation by a property-poor school district; (3) a school district may purchase attendance credits from the State; (4) a school district may contract to educate nonresident students from a property-poor school district by sending money directly to one or more property-poor school districts; (5) a school district may execute an agreement to provide students of one or more other school districts with career and technology education through a program designated as an area program for career and technology education; or (6) a school district may consolidate by agreement with one or more school districts to form a consolidated taxing school district solely to levy and distribute either M&O taxes or both M&O taxes and I&S taxes. A Chapter 49 school district may also exercise any combination of these remedies. Options (3), (4) and (6) require prior approval by the Chapter 49 school district's voters.

A district that enters into an agreement to exercise an option to reduce the district's local revenue level in excess of entitlement under options (3), (4), or (5) for the 2025-2026 school year and that has not previously held an election to exercise said options may request and may receive approval from the Commissioner to delay the date of the election otherwise required to be ordered before September 1. The Commissioner shall set a date by which each district that receives approval to delay an election must order the election and requires the Commissioner, not later than the 2026-2027 school year, to order detachment and annexation of district property or consolidation as necessary to reduce the district's excess local revenue to the level established by law for a district that receives approval to delay an election and subsequently fails to hold the election or does not receive voter approval at the election. A district that receives approval of a request to delay the date of an election shall pay for credit purchased in equal monthly payments as determined by the Commissioner beginning March 15, 2026, and ending August 15, 2026. Alternatively, the district may pay for credit purchased with one lump sum payment made not later than August 15, 2026, provided that the district notifies the Commissioner of the district's election to pay through a lump sum not later than March 15, 2026.

Furthermore, a school district may not adopt a tax rate until its effective local revenue level is at or below the level that would produce its guaranteed entitlement under the Foundation School Program. If a school district fails to exercise a permitted option, the Commissioner must reduce the school district's local revenue level to the level that would produce the school district's guaranteed entitlement, by detaching certain types of property from the school district and annexing the property to a property-poor school district or, if necessary, consolidate the school district with a property-poor school district. Provisions governing detachment and annexation of taxable property by the Commissioner do not provide for assumption of any of the transferring school district's existing debt.

### **Possible Effects of Wealth Transfer Provisions on the District's Financial Condition**

For the 2025-2026 school year, the District was designated as an "excess local revenue" Chapter 49 school district by TEA. Accordingly, the District has entered into a wealth equalization agreement with the Commissioner for the purchase of attendance credits for the 2025-26 school year, for the purpose of implementing permitted wealth equalization options.

A district's "excess local revenues" must be tested for each future school year and, if it exceeds the maximum permitted level, the District must reduce its wealth per student by the exercise of one of the permitted wealth equalization options. Accordingly, if the District's wealth per student should exceed the maximum permitted value in future school years, it will be required to exercise one or more of the permitted wealth equalization options. If the District were to consolidate (or consolidate its tax base for all purposes) with a property-poor district, the outstanding debt of each district could become payable from the consolidated district's combined property tax base, and the District's ratio of taxable property to debt could become diluted. If the District were to detach property voluntarily, a portion of its outstanding debt (including the Bonds) could be assumed by the district to which the property is annexed, in which case timely payment of the Bonds could become dependent in part on the financial performance of an annexing district.

For a detailed discussion of State funding for school district see "CURRENT PUBLIC SCHOOL FINANCE SYSTEM – State Funding for School Districts."

### **AD VALOREM TAX PROCEDURES**

*The following is a summary of certain provisions of State law as it relates to ad valorem taxation and is not intended to be complete. Reference is made to Title I of the Texas Tax Code, as amended (the "Property Tax Code"), for identification of property subject to ad valorem taxation, property exempt or which may be exempted from ad valorem taxation if claimed, the appraisal of property for ad valorem tax purposes, and the procedures and limitations applicable to the levy and collection of ad valorem taxes.*

#### **Valuation of Taxable Property**

The Property Tax Code provides for countywide appraisal and equalization of taxable property values and establishes in each county of the State an appraisal district and an appraisal review board (the "Appraisal Review Board") responsible for appraising property for all taxing units within the county. The appraisal of property within the District is the responsibility of the Palo Pinto County and Erath County Appraisal Districts (collectively, the "Appraisal District"). Except as generally described below, the Appraisal District is required to appraise all property within the Appraisal District on the basis of 100% of its market value and is prohibited from applying any assessment ratios. In determining market value of property, the Appraisal District is required to consider the cost method of appraisal, the income method of appraisal and the market data comparison method of appraisal, and use the method the chief appraiser of the Appraisal District considers most appropriate. The Property Tax Code requires appraisal districts to reappraise all property in its jurisdiction at least once every three (3) years. A taxing unit may require annual review at its own expense, and is entitled to challenge the determination of appraised value of property within the taxing unit by petition filed with the Appraisal Review Board.

State law requires the appraised value of an owner's principal residence ("homestead" or "homesteads") to be based solely on the property's value as a homestead, regardless of whether residential use is considered to be the highest and best use of the property. State law further limits the appraised value of a homestead to the lesser of (1) the market value of the property or (2) 110% of the appraised value of the property for the preceding tax year plus the market value of all new improvements to the property.

Effective January 1, 2024, an appraisal district is prohibited from increasing the appraised value of real property during the 2025 tax year on certain non-homestead properties (the "Subjected Property") whose appraised values are not more than \$5.16 million dollars (the "maximum property value") to an amount not to exceed the lesser of: (1) the market value of the Subjected Property for the most recent tax year that the market value was determined by the appraisal office or (2) the sum of: (a) 20 percent of the appraised value of the Subjected Property for the preceding tax year; (b) the appraised value of the Subjected Property for the preceding tax year; and (c) the market value of all new improvements to the Subjected Property (collectively, the "Appraisal Cap"). The maximum property value may be increased or decreased by the product of the preceding state fiscal year's increase or decrease in the consumer price index, as applicable, to the maximum property value.

State law provides that eligible owners of both agricultural land and open-space land, including open-space land devoted to farm or ranch purposes or open-space land devoted to timber production, may elect to have such property appraised for property taxation on the basis of its productive capacity. The same land may not be qualified as both agricultural and open-space land.

The appraisal values set by the Appraisal District are subject to review and change by the Appraisal Review Board. The appraisal rolls, as approved by the Appraisal Review Board, are used by taxing units, such as the District, in establishing their tax rolls and tax rates (see "AD VALOREM TAX PROCEDURES – District and Taxpayer Remedies").

#### **State Mandated Homestead Exemptions**

Pursuant to voter approval at a Statewide election held on November 4, 2025, legislation passed by both houses of the Legislature during the 89th Regular Session increases: (1) the State mandated general homestead exemption from \$100,000 to \$140,000, and (2) the additional exemption on the residence homesteads of those at least sixty-five (65) years of age or disabled from \$10,000 to \$60,000. Various exemptions are available for disabled veterans and their families, surviving spouses of members of the armed services killed in action and surviving spouses of first responders killed or fatally wounded in the line of duty.

#### **Local Option Homestead Exemptions**

The governing body of a taxing unit, including a city, county, school district, or special district, at its option may grant: (1) an exemption of up to 20% of the appraised value of all homesteads (but not less than \$5,000) and (2) an additional exemption of at least \$3,000 of the appraised value of the homesteads of persons sixty-five (65) years of age or older and the disabled. Each taxing unit decides if it will offer the local option homestead exemptions and at what percentage or dollar amount, as applicable. The exemption described in (2), above, may also be created, increased, decreased or repealed at an election called by the governing body of a taxing unit upon presentment of a petition for such creation, increase, decrease, or repeal of at least 20% of the number of qualified voters who voted in the preceding election of the taxing unit. Cities, counties, and school districts are prohibited from repealing or reducing an optional homestead exemption (described in (1) above) that was granted in tax year 2022 through December 31, 2027. See "Appendix A – Financial Information of the District – Assessed Valuation" for the reduction in taxable valuation, if any, attributable to local option homestead exemptions.

## **State Mandated Freeze on School District Taxes**

Except for increases attributable to certain improvements, a school district is prohibited from increasing the total ad valorem tax on the homestead of persons sixty-five (65) years of age or older or of disabled persons above the amount of tax imposed in the year such homestead qualified for such exemption. This freeze is transferable to a different homestead if a qualifying taxpayer moves and, under certain circumstances, is also transferable to the surviving spouse of persons sixty-five (65) years of age or older, but not the disabled. See "Appendix A – Financial Information of the District – Assessed Valuation" for the reduction in taxable valuation attributable to the freeze on taxes for the elderly and disabled.

## **Personal Property**

Tangible personal property (furniture, machinery, supplies, inventories, etc.) used in the "production of income" is taxed based on the property's market value. Taxable personal property includes income-producing equipment and inventory. Intangibles such as goodwill, accounts receivable, and proprietary processes are not taxable. Tangible personal property not held or used for production of income, such as household goods, automobiles or light trucks, and boats, is exempt from ad valorem taxation unless the governing body of a taxing unit elects to tax such property. Pursuant to voter approval at a Statewide election held on November 4, 2025, legislation passed by the State legislature and signed by the Governor during the Legislature will provide a person with an exemption from taxation by a taxing unit of \$125,000 of the appraised value of tangible personal property the person owns that is held or used for the production of income and has taxable situs at the same location in the taxing unit. A person who leases tangible personal property is also entitled to a tax exemption of \$125,000, regardless of where the property is located in the taxing unit.

## **Freeport and Goods-In-Transit Exemptions**

Certain goods that are acquired in or imported into the State to be forwarded outside the State, and are detained in the State for 175 days or less for the purpose of assembly, storage, manufacturing, processing or fabrication ("Freeport Property") are exempt from ad valorem taxation unless a taxing unit took official action to tax Freeport Property before April 1, 1990 and has not subsequently taken official action to exempt Freeport Property. Decisions to continue taxing Freeport Property may be reversed in the future; decisions to exempt Freeport Property are not subject to reversal.

Certain goods, that are acquired in or imported into the State to be forwarded to another location within or without the State, stored in a location that is not owned by the owner of the goods and are transported to another location within or without the State within 175 days ("Goods-in-Transit"), are generally exempt from ad valorem taxation; however, the Property Tax Code permits a taxing unit, on a local option basis, to tax Goods-in-Transit if the taxing unit takes official action, after conducting a public hearing, before January 1 of the first tax year in which the taxing unit proposes to tax Goods-in-Transit. Goods-in-Transit and Freeport Property do not include oil, natural gas or petroleum products, and Goods-in-Transit does not include aircraft or special inventories such as manufactured housing inventory, or a dealer's motor vehicle, boat, or heavy equipment inventory.

A taxpayer may receive only one of the Goods-in-Transit or Freeport Property exemptions for items of personal property. See "Appendix A – Financial Information of the District – Assessed Valuation" for the reduction in taxable valuation, if any, attributable to Goods-in-Transit or Freeport Property exemptions.

## **Other Exempt Property**

Other major categories of exempt property include property owned by the State or its political subdivisions if used for public purposes, property exempt by federal law, property used for pollution control, farm products owned by producers, property of nonprofit corporations used for scientific research or educational activities benefitting a college or university, designated historic sites, solar and wind-powered energy devices, and certain classes of intangible personal property. Beginning with the 2026 tax year, all intangible personal property is exempt from State taxation.

## **Temporary Exemption for Qualified Property Damaged by a Disaster**

The Property Tax Code entitles the owner of certain qualified (i) tangible personal property used for the production of income, (ii) improvements to real property, and (iii) manufactured homes located in an area declared by the Governor to be a disaster area following a disaster and is at least 15 percent damaged by the disaster, as determined by the chief appraiser, to an exemption from taxation of a portion of the appraised value of the property. The amount of the exemption ranges from 15 percent to 100 percent based upon the damage assessment rating assigned by the chief appraiser. Except in situations where the territory is declared a disaster on or after the date the taxing unit adopts a tax rate for the year in which the disaster declaration is issued, the governing body of the taxing unit is not required to take any action in order for the taxpayer to be eligible for the exemption. If a taxpayer qualifies for the exemption after the beginning of the tax year, the amount of the exemption is prorated based on the number of days left in the tax year following the day on which the Governor declares the area to be a disaster area. The Legislature amended Section 11.35 Tax Code to clarify that "damage" for the purposes of such statute is limited to "physical damage." For more information on the exemption, reference is made to Section 11.35 of the Tax Code, as amended.

## **Tax Increment Reinvestment Zones**

A city or county, by petition of the landowners or by action of its governing body, may create one or more tax increment reinvestment zones ("TIRZ") within its boundaries. At the time of the creation of the TIRZ, a "base value" for the real property in the TIRZ is established and the difference between any increase in the assessed valuation of taxable real property in the TIRZ in excess of the base value is known as the "tax increment". During the existence of the TIRZ, all or a portion of the taxes levied against the tax increment by a city or county, and all other overlapping taxing units that elected to participate, are restricted to paying only planned project and financing costs within the TIRZ and are not available for the payment of other obligations of such taxing units.

Until September 1, 1999, school districts were able to reduce the value of taxable property reported to the State to reflect any taxable value lost due to TIRZ participation by the school district. The ability of the school district to deduct the taxable value of the tax increment that it contributed prevented the school district from being negatively affected in terms of state school funding. However, due to a change in law, local M&O tax rate revenue contributed to a TIRZ created on or after May 31, 1999 will count toward a school district's Tier One entitlement (reducing Tier One State funds for eligible school districts) and will not be considered in calculating any school district's Tier Two entitlement (see "CURRENT PUBLIC SCHOOL FINANCE SYSTEM – State Funding for School Districts").



## **Tax Limitation Agreements**

The Texas Economic Development Act (Chapter 313, Texas Tax Code, as amended) allowed school districts to grant limitations on appraised property values to certain corporations and limited liability companies to encourage economic development within the school district. Generally, during the last eight (8) years of the ten-year term of a tax limitation agreement, a school district could only levy and collect M&O taxes on the agreed-to limited appraised property value. For the purposes of calculating its Tier One and Tier Two entitlements, the portion of a school district's property that is not fully taxable is excluded from the school district's taxable property values. Therefore, a school district will not be subject to a reduction in Tier One or Tier Two State funds as a result of lost M&O tax revenues due to entering into a tax limitation agreement (see "CURRENT PUBLIC SCHOOL FINANCE SYSTEM – State Funding for School Districts"). The 87<sup>th</sup> Texas Legislature did not vote to extend this program, which expired by its terms effective December 31, 2022.

For a discussion of how the various exemptions described above are applied by the District, see "THE PROPERTY TAX CODE AS APPLIED TO THE DISTRICT" herein.

## **Tax Abatement Agreements**

Taxing units may also enter into tax abatement agreements to encourage economic development. Under the agreements, a property owner agrees to construct certain improvements on its property. The taxing unit, in turn, agrees not to levy a tax on all or part of the increased value attributable to the improvements until the expiration of the agreement. The abatement agreement could last for a period of up to 10 years.

In the 88th Legislative Session, House Bill 5 ("HB 5" or "The Texas Jobs, Energy, Technology, and Innovation Act") was adopted to create an economic development program, subject to state oversight, which would attract jobs and investment to Texas through school district property tax abatement agreements with businesses. HB5 was codified as Chapter 403, Subchapter T, Texas Government Code ("Chapter 403") and had an effective date of January 1, 2024. Under Chapter 403, a school district may offer a 50% abatement on taxable value for maintenance and operations property taxes for certain eligible projects, except that projects in a federally designated economic opportunity zone receive a 75% abatement. Chapter 403 also provides a 100% abatement of maintenance and operations taxes for eligible property during a project's construction period. Taxable valuation for purposes of the debt service tax securing a series of bonds cannot be abated under Chapter 403. Eligible projects must involve manufacturing, dispatchable power generation facilities, technology research/development facilities, or critical infrastructure projects and projects must create and maintain jobs, as well as meet certain minimum investment requirements. The District is still in the process of reviewing Chapter 403 and cannot make any representations as to what impact, if any, Chapter 403 will have on its finances or operations.

For a discussion of how the various exemptions described above are applied by the District, see "THE PROPERTY TAX CODE AS APPLIED TO THE DISTRICT" herein.

## **District and Taxpayer Remedies**

Under certain circumstances, taxpayers and taxing units, including the District, may appeal the determinations of the Appraisal District by timely initiating a protest with the Appraisal Review Board. Additionally, taxing units such as the District may bring suit against the Appraisal District to compel compliance with the Property Tax Code.

Owners of certain property (being (i) commercial real and personal property, (ii) real and personal property of utilities, (iii) industrial and manufacturing real and personal property, and (iv) multifamily residential real property) with a taxable value in excess of the current year "minimum eligibility amount", as determined by the State Comptroller, and situated in a county with a population of one million or more, may protest the determinations of an appraisal district directly to a three-member special panel of the appraisal review board, appointed by the chairman of the appraisal review board, consisting of highly qualified professionals in the field of property tax appraisal. The minimum eligibility amount is set at \$61,349,201 for the 2025 tax year and is adjusted annually by the State Comptroller to reflect the inflation rate.

The Property Tax Code sets forth notice and hearing procedures for certain tax rate increases by the District and provides for taxpayer referenda that could result in the repeal of certain tax increases (see "TAX RATE LIMITATIONS – Public Hearing and Voter-Approval Tax Rate"). The Property Tax Code also establishes a procedure for providing notice to property owners of reappraisals reflecting increased property value, appraisals which are higher than renditions, and appraisals of property not previously on an appraisal roll.

## **Levy and Collection of Taxes**

The District is responsible for the collection of its taxes, unless it elects to transfer such functions to another governmental entity. Taxes are due October 1, or when billed, whichever comes later, and become delinquent after January 31 of the following year. A delinquent tax incurs a penalty of six percent (6%) of the amount of the tax for the first calendar month it is delinquent, plus one percent (1%) for each additional month or portion of a month the tax remains unpaid prior to July 1 of the year in which it becomes delinquent. If the tax is not paid by July 1 of the year in which it becomes delinquent, the tax incurs a total penalty of twelve percent (12%) regardless of the number of months the tax has been delinquent and incurs an additional penalty of up to twenty percent (20%) if imposed by the District. The delinquent tax also accrues interest at a rate of one percent (1%) for each month or portion of a month it remains unpaid. The Property Tax Code also makes provision for the split payment of taxes, discounts for early payment and the postponement of the delinquency date of taxes for certain taxpayers. Furthermore, the District may provide, on a local option basis, for the split payment, partial payment, and discounts for early payment of taxes under certain circumstances. The Property Tax Code permits taxpayers owning homes or certain businesses located in a disaster area and damaged as a direct result of the declared disaster to pay taxes imposed in the year following the disaster in four equal installments without penalty or interest, commencing on February 1 and ending on August 1. See "AD VALOREM TAX PROCEDURES – Temporary Exemption for Qualified Property Damaged by a Disaster" for further information related to a discussion of the applicability of this section of the Property Tax Code.

## **District's Rights in the Event of Tax Delinquencies**

Taxes levied by the District are a personal obligation of the owner of the property. On January 1 of each year, a tax lien attaches to property to secure the payment of all state and local taxes, penalties, and interest ultimately imposed for the year on the property. The lien exists in favor of each taxing unit, including the District, having power to tax the property. The District's tax lien is on a parity with tax liens of such other taxing units. A tax lien on real property takes priority over the claim of most creditors and other holders of liens on the property encumbered by the tax lien, whether or not the debt or lien existed before the attachment of the tax lien; however, whether a lien of the United States is on a parity with or takes priority over a tax lien of the District is determined by applicable federal law. Personal property, under certain circumstances, is subject to seizure and sale for the payment of delinquent taxes, penalty, and interest.

At any time after taxes on property become delinquent, the District may file suit to foreclose the lien securing payment of the tax, to enforce personal liability for the tax, or both. In filing a suit to foreclose a tax lien on real property, the District must join other taxing units that have claims for delinquent taxes against all or part of the same property.

Collection of delinquent taxes may be adversely affected by the amount of taxes owed to other taxing units, adverse market conditions, taxpayer redemption rights, or bankruptcy proceedings which restrain the collection of a taxpayer's debt.

Federal bankruptcy law provides that an automatic stay of actions by creditors and other entities, including governmental units, goes into effect with the filing of any petition in bankruptcy. The automatic stay prevents governmental units from foreclosing on property and prevents liens for post-petition taxes from attaching to property and obtaining secured creditor status unless, in either case, an order lifting the stay is obtained from the bankruptcy court. In many cases, post-petition taxes are paid as an administrative expense of the estate in bankruptcy or by order of the bankruptcy court.

## **TAX RATE LIMITATIONS**

### **M&O Tax Rate Limitations**

The District is authorized to levy an M&O tax rate pursuant to the approval of the voters of the District at an election held on April 12, 1966 pursuant to Article 2784e-1, Texas Revised Civil Statutes Annotated, as amended.

The maximum maintenance tax rate per \$100 of taxable value that may be adopted by an independent school district is the sum of \$0.17 and the school district's MCR. The District's MCR is, generally, inversely proportional to the change in taxable property values both within the District and the State and is subject to recalculation annually.

Furthermore, a school district cannot annually increase its tax rate in excess of the school district's Voter-Approval Tax Rate without submitting such tax rate to an election and a majority of the voters voting at such election approving the adopted rate. See "TAX RATE LIMITATIONS – Public Hearing and Voter-Approval Tax Rate" herein.

### **I&S Tax Rate Limitations**

A school district is also authorized to issue bonds and levy taxes for payment of bonds subject to voter approval of one or more propositions submitted to the voters under Section 45.003(b)(1), Texas Education Code, as amended, which provides a tax unlimited as to rate or amount for the support of school district bonded indebtedness (see "THE BONDS – Security").

Section 45.0031 of the Texas Education Code, as amended, requires a school district to demonstrate to the Texas Attorney General that it has the prospective ability to pay its maximum annual debt service on a proposed issue of bonds and all previously issued bonds, other than bonds approved by voters of a school district at an election held on or before April 1, 1991 and issued before September 1, 1992 (or debt issued to refund such bonds, collectively, "exempt bonds"), from a tax levied at a rate of \$0.50 per \$100 of assessed valuation before bonds may be issued (the "50-cent Test"). In demonstrating the ability to pay debt service at a rate of \$0.50, a school district may take into account EDA and IFA allotments to the school district, which effectively reduces the school district's local share of debt service, and may also take into account Tier One funds allotted to the school district. If a school district exercises this option, it may not adopt an I&S tax until it has credited to the school district's I&S fund an amount equal to all State allotments provided solely for payment of debt service and any Tier One funds needed to demonstrate compliance with the threshold tax rate test and which is received or to be received in that year. Additionally, a school district may demonstrate its ability to comply with the 50-cent Test by applying the \$0.50 tax rate to an amount equal to 90% of projected future taxable value of property in the school district, as certified by a registered professional appraiser, anticipated for the earlier of the tax year five (5) years after the current tax year or the tax year in which the final payment for the bonds is due. However, if a school district uses projected future taxable values to meet the 50-cent Test and subsequently imposes a tax at a rate greater than \$0.50 per \$100 of valuation to pay for bonds subject to the test, then for subsequent bond issues, the Texas Attorney General must find that the school district has the projected ability to pay principal and interest on the proposed bonds and all previously issued bonds subject to the 50-cent Test from a tax rate of \$0.45 per \$100 of valuation. Once the prospective ability to pay such tax has been shown and the bonds are issued, a school district may levy an unlimited tax to pay debt service. The Bonds are issued as "new money bonds" and are subject to the \$0.50 threshold tax rate test. In connection with prior bond issues, the District has not used State financial assistance and has not used projected property values to satisfy this threshold test.

### **Public Hearing and Voter-Approval Tax Rate**

A school district's total tax rate is the combination of the M&O tax rate and the I&S tax rate. Generally, the highest rate at which a school district may levy taxes for any given year without holding an election to approve the tax rate is the "Voter-Approval Tax Rate".

A school district is required to adopt its annual tax rate before the later of September 30 or the sixtieth (60th) day after the date the certified appraisal roll is received by the taxing unit, except that a tax rate that exceeds the Voter-Approval Tax Rate must be adopted not later than the seventy-first (71st) day before the next occurring November uniform election date. A school district's failure to adopt a tax rate equal to or less than the Voter-Approval Tax Rate by September 30 or the sixtieth (60th) day after receipt of the certified appraisal roll, will result in the tax rate for such school district for the tax year to be the lower of the "no-new-revenue tax rate" calculated for that tax year or the tax rate adopted by the school district for the preceding tax year. A school district's failure to adopt a tax rate in excess of the Voter-Approval Tax Rate on or prior to the seventy-first (71st) day before the next occurring November uniform election date, will result in the school district adopting a tax rate equal to or less than its Voter-Approval Tax Rate by the later of September 30 or the sixtieth (60th) day after receipt of the certified appraisal roll. "No-new-revenue tax rate" means the rate that will produce the prior year's total tax levy from the current year's total taxable values, adjusted such that lost values are not included in the calculation of the prior year's taxable values and new values are not included in the current year's taxable values.

The Voter-Approval Tax Rate for a school district is the sum of (i) the school district's MCR; (ii) the greater of (a) the school district's Enrichment Tax Rate for the preceding year, less any amount by which the school district is required to reduce its current year Enrichment Tax Rate pursuant to Section 48.202(f), Education Code, as amended, or (b) the rate of \$0.05 per \$100 of taxable value; and (iii) the school district's current I&S tax rate. A school district's M&O tax rate may not exceed the rate equal to the sum of (i) \$0.17 and (ii) the school district's MCR (see "CURRENT PUBLIC SCHOOL FINANCE SYSTEM" herein, for more information regarding the State Compression Percentage, MCR, and the Enrichment Tax Rate).

The governing body of a school district generally cannot adopt a tax rate exceeding the school district's Voter-Approval Tax Rate without approval by a majority of the voters approving the higher rate at an election to be held on the next uniform election date. Further, subject to certain exceptions for areas declared disaster areas, State law requires the board of trustees of a school district to conduct an efficiency audit before seeking voter approval to adopt a tax rate exceeding the Voter-Approval Tax Rate and sets certain parameters for conducting and disclosing the results of such efficiency audit. An election is not required for a tax increase to address increased expenditures resulting from certain natural disasters in the year following the year in which such disaster occurs; however, the amount by which the increased tax rate exceeds the school district's Voter-Approval Tax Rate for such year may not be considered by the school district in the calculation of its subsequent Voter-Approval Tax Rate.

The calculation of the Voter-Approval Tax Rate does not limit or impact the District's ability to set an I&S tax rate in each year sufficient to pay debt service on all of the District's tax-supported debt obligations, including the Bonds.

Before adopting its annual tax rate, a public meeting must be held for the purpose of adopting a budget for the succeeding year. A notice of public meeting to discuss the school district's budget and proposed tax rate must be published in the time, format and manner prescribed in Section 44.004 of the Texas Education Code. Section 44.004(e) of the Texas Education Code provides that a person who owns taxable property in a school district is entitled to an injunction restraining the collection of taxes by the school district if the school district has not complied with such notice requirements or the language and format requirements of such notice as set forth in Section 44.004(b), (c), (c-1), (c-2), and (d), and, if applicable, subsection (i), and if such failure to comply was not in good faith. Section 44.004(e) further provides the action to enjoin the collection of taxes must be filed before the date the school district delivers substantially all of its tax bills. A school district that elects to adopt a tax rate before the adoption of a budget for the fiscal year that begins in the current tax year may adopt a tax rate for the current tax year before receipt of the certified appraisal roll, so long as the chief appraiser of the appraisal district in which the school district participates has certified to the assessor for the school district an estimate of the taxable value of property in the school district. If a school district adopts its tax rate prior to the adoption of its budget, both the no-new-revenue tax rate and the Voter-Approval Tax Rate of the school district shall be calculated based on the school district's certified estimate of taxable value. A school district that adopts a tax rate before adopting its budget must hold a public hearing on the proposed tax rate followed by another public hearing on the proposed budget rather than holding a single hearing on the two items.

A school district must annually calculate and prominently post on its internet website, and submit to the county tax assessor-collector for each county in which all or part of the school district is located its Voter-Approval Tax Rate in accordance with forms prescribed by the State Comptroller.

### **THE PROPERTY TAX CODE AS APPLIED TO THE DISTRICT**

The Appraisal District has the responsibility for appraising property in the District as well as other taxing units in Palo Pinto and Erath Counties. The Appraisal District is governed by a board of directors appointed by members of the governing bodies of various political subdivisions within Palo Pinto and Erath Counties.

Property within the District is assessed as of January 1 of each year, taxes become due October 1 of the same year and become delinquent on February 1 of the following year.

The District does not tax personal property not used in the production of income, such as personal automobiles.

The District does not collect an additional 20% penalty to defray attorney costs in the collection of delinquent taxes over and above the penalty automatically assessed under the Tax Code.

The District's taxes are collected by the Palo Pinto and Erath County Tax Assessor and Collectors.

The District does not allow split payments and does not give discounts for early payment of taxes.

The District does not participate in a tax increment financing zone. The District has not granted any tax abatements.

The District does not grant a portion of the additional local option exemption of up to 20% of the market value of residence homesteads.

The District has not granted the freeport exemption. The District has not taken action to tax goods-in-transit.

### **EMPLOYEES' RETIREMENT PLAN AND OTHER POST-EMPLOYMENT BENEFITS**

The District's employees participate in a retirement plan (the "Plan") with the State. The Plan is administered by the Teacher Retirement System of Texas ("TRS"). State contributions are made to cover costs of the TRS retirement plan up to certain statutory limits. The District is obligated for a portion of TRS costs relating to employee salaries that exceed the statutory limit. Aside from the District's contribution to TRS, the District has no pension fund expenditures or liabilities. For fiscal year ended August 31, 2025, the District made a contribution to TRS on a portion of their employee's salaries that exceeded the statutory minimum. For a discussion of the TRS retirement plan, see "Note I. Defined Benefit Pension Plan" in the audited financial statements of the District that are attached hereto as Appendix D (the "Financial Statements").

In addition to its participation in TRS, the District contributes to the Texas Public School Retired Employees Group Insurance Program (the "TRS-Care Retired Plan"), a cost-sharing multiple-employer defined benefit post-employment health care plan. The TRS-Care Retired Plan provides health care coverage for certain persons (and their dependents) who retired under the Teacher Retirement System of Texas. Contribution requirements are not actuarially determined but are legally established each biennium by the Texas Legislature. For more detailed information concerning the District's funding policy and contributions in connection with the TRS-Care Retired Plan, see "Note J. Defined Other Post-Employment Benefit Plans" in the audited financial statements of the District that are attached hereto as Appendix D (the "Financial Statements").

As a result of its participation in TRS and the TRS-Care Retired Plan and having no other post-retirement benefit plans, the District has no obligations for other post-employment benefits within the meaning of Governmental Accounting Standards Board Statement 45.

Formal collective bargaining agreements relating directly to wages and other conditions of employment are prohibited by State law, as are strikes by teachers. There are various local, state and national organized employee groups who engage in efforts to better terms and conditions of employment of school employees. Some districts have adopted a policy to consult with employer groups with respect to certain terms and conditions of employment. Some examples of these groups are the Texas State Teachers Association, the Texas Classroom Teachers Association, the Association of Texas Professional Educators and the National Education Association.

### **RATING**

The Bonds are rated "Aaa" by Moody's Ratings ("Moody's") based upon the guaranteed repayment thereof under the Permanent School Fund Guarantee Program (as defined herein) of the Texas Education Agency. The District's unenhanced, underlying rating, including the Bonds, is "A1" from Moody's. A securities rating is not a recommendation to buy, sell or hold securities and may be subject to revision or withdrawal at any time.

An explanation of the significance of such ratings may be obtained from the company furnishing the ratings. The ratings reflect only the view of such organization and the District makes no representation as to the appropriateness of any rating. There is no assurance that any rating will continue for any given period of time one or both of such ratings will not be revised downward or withdrawn entirely by the rating company, if in the judgment of such company the circumstances so warrant. Any such downward revision or withdrawal of one or more ratings, may have an adverse effect on the market price or marketability of the Bonds.

Periodically, rating agencies will evaluate and, on occasion as a result of these evaluations revise, their rating methodologies and criteria for municipal issuers such as the District. A revision in a rating agency's rating methodology could result in a positive or negative change in a rating assigned by that agency, even if the rated entity has experienced no material change in financial condition or operation. Any of the rating agencies at any time while the Bonds remain outstanding could undertake such an evaluation process.

## **LEGAL MATTERS**

The delivery of the Bonds is subject to the approval of the Attorney General of Texas, who will deliver its opinion, to the effect that the Bonds are valid and legally binding obligations of the District payable from the proceeds of an annual ad valorem tax levied, without legal limit as to rate or amount, upon all taxable property in the District, and based upon examination of such transcript of proceedings, the approving legal opinion of McCall, Parkhurst & Horton L.L.P., Bond Counsel to the District ("Bond Counsel"), to like effect and to the effect that the interest on the Bonds will be excludable from gross income for federal income tax purposes under section 103(a) of the Code, subject to the matters described under "TAX MATTERS" herein. The form of Bond Counsel's opinion is attached hereto as Appendix C.

Bond Counsel represents the Financial Advisor and purchasers of school district bonds from time to time in matters unrelated to the issuance of the Bonds, but Bond Counsel has been engaged by and only represents the District in the issuance of the Bonds. McCall, Parkhurst & Horton L.L.P. also advises the TEA in connection with its disclosure obligations under the federal securities laws, but such firm has not passed upon any TEA disclosures contained in this Official Statement. Bond Counsel was not requested to participate, and did not take part, in the preparation of the Official Statement, and such firm has not assumed any responsibility with respect thereto or undertaken independently to verify any of the information contained herein, except that, in its capacity as Bond Counsel, such firm has reviewed the information describing the Bonds in the Official Statement to verify that such description conforms to the provisions of the Order. The District intends to pay the legal fee of Bond Counsel for services rendered in connection with the issuance of the Bonds from the proceeds of the Bonds.

The various legal opinions to be delivered concurrently with the delivery of the Bonds express the professional judgment of the attorneys rendering the opinions as to the legal issues explicitly addressed therein. In rendering a legal opinion, the attorney does not become an insurer or guarantor of the expression of professional judgment, of the transaction opined upon, or of the future performance of the parties to the transaction. Nor does the rendering of an opinion guarantee the outcome of any legal dispute that may arise out of the transaction.

## **TAX MATTERS**

### **Opinion**

On the date of initial delivery of the Bonds, McCall, Parkhurst & Horton L.L.P., Dallas, Texas, Bond Counsel to the District, will render its opinion that, in accordance with statutes, regulations, published rulings and court decisions existing on the date thereof ("Existing Law"), (1) interest on the Bonds for federal income tax purposes will be excludable from the "gross income" of the holders thereof and (2) the Bonds will not be treated as "specified private activity bonds" the interest on which would be included as an alternative minimum tax preference item under section 57(a)(5) of the Internal Revenue Code of 1986 (the "Code"). Except as stated above, Bond Counsel will express no opinion as to any other federal, state or local tax consequences of the purchase, ownership or disposition of the Bonds. See Appendix C – Form of Legal Opinion of Bond Counsel.

In rendering its opinion, Bond Counsel will rely upon (a) the District's federal tax certificate, (b) covenants of the District with respect to arbitrage, the application of proceeds to be received from the issuance and sale of the Bonds and certain other matters, and (c) the certificate with respect to arbitrage by the Commissioner of Education regarding the allocation and investment of certain investments in the Permanent School Fund. Failure by the District to observe the aforementioned representations or covenants could cause the interest on the Bonds to become includable in gross income retroactively to the date of issuance.

The Code and the regulations promulgated thereunder contain a number of requirements that must be satisfied subsequent to the issuance of the Bonds in order for interest on the Bonds to be, and to remain, excludable from gross income for federal income tax purposes. Failure to comply with such requirements may cause interest on the Bonds to be included in gross income retroactively to the date of issuance of the Bonds. The opinion of Bond Counsel is conditioned on compliance by the District with covenants and requirements described in the preceding paragraph, and Bond Counsel has not been retained to monitor compliance with these requirements subsequent to the issuance of the Bonds.

Bond Counsel's opinion represents its legal judgment based upon its review of Existing Law and the reliance on the aforementioned information, representations and covenants. Bond Counsel's opinion is not a guarantee of a result. Existing Law is subject to change by the Congress and to subsequent judicial and administrative interpretation by the courts and the Department of the Treasury. There can be no assurance that Existing Law or the interpretation thereof will not be changed in a manner which would adversely affect the tax treatment of the purchase, ownership or disposition of the Bonds.

A ruling was not sought from the Internal Revenue Service (the "IRS") by the District with respect to the Bonds or the property financed with proceeds of the Bonds. No assurances can be given as to whether the IRS will commence an audit of the Bonds, or as to whether the IRS would agree with the opinion of Bond Counsel. If an IRS audit is commenced, under current procedures the IRS is likely to treat the District as the taxpayer and the Bondholders may have no right to participate in such procedure. No additional interest will be paid upon any determination of taxability.

### **Federal Income Tax Accounting Treatment of Original Issue Discount**

The initial public offering price to be paid for one or more maturities of the Bonds may be less than the principal amount thereof or one or more periods for the payment of interest on the Bonds may not be equal to the accrual period or be in excess of one year (the "Original Issue Discount Bonds"). In such event, the difference between (i) the "stated redemption price at maturity" of each Original Issue Discount Bond, and (ii) the initial offering price to the public of such Original Issue Discount Bond would constitute original issue discount. The "stated redemption price at maturity" means the sum of all payments to be made on the Bonds less the amount of all periodic interest payments. Periodic interest payments are payments which are made during equal accrual periods (or during any unequal period if it is the initial or final period) and which are made during accrual periods which do not exceed one year.

Under Existing Law, any owner who has purchased such Original Issue Discount Bond in the initial public offering is entitled to exclude from gross income (as defined in section 61 of the Code) an amount of income with respect to such Original Issue Discount Bond equal to that portion of the amount of such original issue discount allocable to the accrual period. For a discussion of certain collateral federal tax consequences, see the discussion set forth below.

In the event of the redemption, sale or other taxable disposition of such Original Issue Discount Bond prior to stated maturity, however, the amount realized by such owner in excess of the basis of such Original Issue Discount Bond in the hands of such owner (adjusted upward by the portion of the original issue discount allocable to the period for which such Original Issue Discount Bond was held by such initial owner) is includable in gross income.

Under Existing Law, the original issue discount on each Original Issue Discount Bond is accrued daily to the stated maturity thereof (in amounts calculated as described below for each six-month period ending on the date before the semiannual anniversary dates of the date of the Bonds and ratably within each such six-month period) and the accrued amount is added to an initial owner's basis for such Original Issue Discount Bond for purposes of determining the amount of gain or loss recognized by such owner upon the redemption, sale or other disposition thereof. The amount to be added to basis for each accrual period is equal to (a) the sum of the issue price and the amount of original issue discount accrued in prior periods multiplied by the yield to stated maturity (determined on the basis of compounding at the close of each accrual period and properly adjusted for the length of the accrual period) less (b) the amounts payable as current interest during such accrual period on such Original Issue Discount Bond.

The federal income tax consequences of the purchase, ownership, redemption, sale or other disposition of Original Issue Discount Bonds which are not purchased in the initial offering at the initial offering price may be determined according to rules which differ from those described above. All owners of Original Issue Discount Bonds should consult their own tax advisors with respect to the determination for federal, state and local income tax purposes of the treatment of interest accrued upon redemption, sale or other disposition of such Original Issue Discount Bonds and with respect to the federal, state, local and foreign tax consequences of the purchase, ownership, redemption, sale or other disposition of such Original Issue Discount Bonds.

### **Collateral Federal Income Tax Consequences**

The following discussion is a summary of certain collateral federal income tax consequences resulting from the purchase, ownership or disposition of the Bonds. This discussion is based on Existing Law, which is subject to change or modification, retroactively.

The following discussion is applicable to investors, other than those who are subject to special provisions of the Code, such as financial institutions, property and casualty insurance companies, life insurance companies, individual recipients of Social Security or Railroad Retirement benefits, individuals allowed an earned income credit, certain S corporations with Subchapter C earnings and profits, foreign corporations subject to the branch profits tax, taxpayers qualifying for the health insurance premium assistance credit and taxpayers who may be deemed to have incurred or continued indebtedness to purchase tax-exempt obligations.

THE DISCUSSION CONTAINED HEREIN MAY NOT BE EXHAUSTIVE. INVESTORS, INCLUDING THOSE WHO ARE SUBJECT TO SPECIAL PROVISIONS OF THE CODE, SHOULD CONSULT THEIR OWN TAX ADVISORS AS TO THE TAX TREATMENT WHICH MAY BE ANTICIPATED TO RESULT FROM THE PURCHASE, OWNERSHIP AND DISPOSITION OF TAX-EXEMPT OBLIGATIONS BEFORE DETERMINING WHETHER TO PURCHASE THE BONDS.

Interest on the Bonds may be includable in certain corporations' "adjusted financial statement income" determined under section 56A of the Code to calculate the alternative minimum tax imposed by section 55 of the Code.

Under section 6012 of the Code, holders of tax-exempt obligations, such as the Bonds, may be required to disclose interest received or accrued during each taxable year on their returns of federal income taxation.

Section 1276 of the Code provides for ordinary income tax treatment of gain recognized upon the disposition of a tax-exempt obligation, such as the Bonds, if such obligation was acquired at a "market discount" and if the fixed maturity of such obligation is equal to, or exceeds, one year from the date of issue. Such treatment applies to "market discount bonds" to the extent such gain does not exceed the accrued market discount of such bonds; although for this purpose, a de minimis amount of market discount is ignored. A "market discount bond" is one which is acquired by the holder at a purchase price which is less than the stated redemption price at maturity or, in the case of a bond issued at an original issue discount, the "revised issue price" (i.e., the issue price plus accrued original issue discount). The "accrued market discount" is the amount which bears the same ratio to the market discount as the number of days during which the holder holds the obligation bears to the number of days between the acquisition date and the final maturity date.

### **State, Local and Foreign Taxes**

Investors should consult their own tax advisors concerning the tax implications of the purchase, ownership or disposition of the Bonds under applicable state or local laws. Foreign investors should also consult their own tax advisors regarding the tax consequences unique to investors who are not United States persons.

### **Information Reporting and Backup Withholding**

Subject to certain exceptions, information reports describing interest income, including original issue discount, with respect to the Bonds will be sent to each registered holder and to the IRS. Payments of interest and principal may be subject to backup withholding under section 3406 of the Code if a recipient of the payments fails to furnish to the payor such owner's social security number or other taxpayer identification number ("TIN"), furnishes an incorrect TIN, or otherwise fails to establish an exemption from the backup withholding tax. Any amounts so withheld would be allowed as a credit against the recipient's federal income tax. Special rules apply to partnerships, estates and trusts, and in certain circumstances, and in respect of foreign investors, certifications as to foreign status and other matters may be required to be provided by partners and beneficiaries thereof.

### **Future and Proposed Legislation**

Tax legislation, administrative actions taken by tax authorities, or court decisions, whether at the Federal or state level, may adversely affect the tax-exempt status of interest on the Bonds under Federal or state law and could affect the market price or marketability of the Bonds. Any such proposal could limit the value of certain deductions and exclusions, including the exclusion for tax-exempt interest. The likelihood of any such proposal being enacted cannot be predicted. Prospective purchasers of the Bonds should consult their own tax advisors regarding the foregoing matters.

### **Qualified Tax-Exempt Obligations for Financial Institutions**

Section 265(a) of the Code provides, in pertinent part, that interest paid or incurred by a taxpayer, including a "financial institution", on indebtedness incurred or continued to purchase or carry tax-exempt obligations is not deductible in determining the taxpayer's taxable income. Section 265(b) of the Code provides an exception to the disallowance of such deduction for any interest expense paid or incurred on indebtedness of a taxpayer that is a "financial institution" allocable to tax-exempt obligations, other than "private activity bonds", that are designated by a "qualified small issuer" as "qualified tax-exempt obligations". A "qualified small issuer" is any governmental issuer (together with any "on-behalf of" and "subordinate" issuers) who issues no more than \$10,000,000 of tax-exempt obligations during the calendar year. Section 265(b)(5) of the Code defines the term "financial institution" as any "bank" described in section 585(a)(2) of the Code, or any person accepting deposits from the public in the ordinary course of such person's trade or business that is subject to federal or state supervision as a financial institution. Notwithstanding the exception to the disallowance of the deduction of interest on indebtedness related to "qualified tax-exempt obligations" provided by section 265(b) of the Code, section 291 of the Code provides that the allowable deduction to a "bank", as

defined in section 585(a)(2) of the Code, for interest on indebtedness incurred or continued to purchase "qualified tax-exempt obligations" shall be reduced by twenty-percent (20%) as a "financial institution preference item".

The District has designated as "qualified tax-exempt obligations" within the meaning of section 265(b) of the Code. In furtherance of that designation, the District has covenanted to take such action that would assure, or to refrain from such action that would adversely affect, the treatment of the Bonds as "qualified tax-exempt obligations". **Potential purchasers should be aware that if the issue price to the public exceeds \$10,000,000, there is a reasonable basis to conclude that the payment of a de minimis amount of premium in excess of \$10,000,000 is disregarded; however the IRS could take a contrary view. If the IRS takes the position that the amount of such premium is not disregarded, then such obligations might fail to satisfy the \$10,000,000 limitation and the Bonds would not be "qualified tax-exempt obligations".**

## INVESTMENT POLICIES

### Investments

The District invests its funds in investments authorized by Texas law in accordance with investment policies approved by the Board of the District. Both State law and the District's investment policies are subject to change.

### Legal Investments

Under State law, the District is authorized to invest in: (1) obligations, including letters of credit, of the United States or its agencies and instrumentalities, including the Federal Home Loan Banks; (2) direct obligations of the State or its agencies and instrumentalities; (3) collateralized mortgage obligations issued by a federal agency or instrumentality of the United States, the underlying security for which is guaranteed by an agency or instrumentality of the United States; (4) other obligations, the principal and interest of which are unconditionally guaranteed or insured by, or backed by the full faith and credit of, the State or the United States or their respective agencies and instrumentalities, including obligations that are fully guaranteed or insured by the Federal Deposit Insurance Corporation (the "FDIC") or by the explicit full faith and credit of the United States; (5) obligations of states, agencies, counties, cities, and other political subdivisions of any state rated as to investment quality by a nationally recognized investment rating firm not less than A or its equivalent; (6) bonds issued, assumed, or guaranteed by the State of Israel; (7) interest-bearing banking deposits that are guaranteed or insured by the FDIC or the National Credit Union Share Insurance Fund (the "NCUSIF") or their respective successors; (8) interest-bearing banking deposits, other than those described in clause (7), that (i) are invested through a broker or institution with a main office or branch office in this state and selected by the District in compliance with the PFIA, (ii) the broker or institution arranges for the deposit of the funds in one or more federally insured depository institutions, wherever located, for the District's account, (iii) the full amount of the principal and accrued interest of the banking deposits is insured by the United States or an instrumentality of the United States, and (iv) the District appoints as its custodian of the banking deposits, in compliance with the PFIA, the institution in clause (8)(i) above, a bank, or a broker-dealer; (9) certificates of deposit and share certificates meeting the requirements of the PFIA (i) that are issued by an institution that has its main office or a branch office in the State and are guaranteed or insured by the FDIC or the NCUSIF, or their respective successors, or are secured as to principal by obligations described in clauses (1) through (8), above, or secured in accordance with Chapter 2257, Texas Government Code, or in any other manner and amount provided by law for District deposits, or (ii) where (a) the funds are invested by the District through a broker or institution that has a main office or branch office in the State and selected by the District in compliance with the PFIA, (b) the broker or institution arranges for the deposit of the funds in one or more federally insured depository institutions, wherever located, for the account of the District, (c) the full amount of the principal and accrued interest of each of the certificates of deposit is insured by the United States or an instrumentality of the United States; and (d) the District appoints, in compliance with the PFIA, the institution in clause (9)(ii)(a) above, a bank, or broker-dealer as custodian for the District with respect to the certificates of deposit; (10) fully collateralized repurchase agreements that have a defined termination date, are secured by a combination of cash and obligations described by clauses (1) or (12), which are pledged to the District, held in the District's name, and deposited at the time the investment is made with the District or with a third party selected and approved by the District, and are placed through a primary government securities dealer, as defined by the Federal Reserve, or a financial institution doing business in the State; (11) certain bankers' acceptances with a stated maturity of 270 days or less, if the short-term obligations of the accepting bank, or of the holding company of which the bank is the largest subsidiary, are rated not less than A-1 or P-1 or the equivalent by at least one nationally recognized credit rating agency; (12) commercial paper with a stated maturity of 365 days or less that is rated at least A-1 or P-1 or an equivalent by either (i) two nationally recognized credit rating agencies, or (ii) one nationally recognized credit rating agency if the commercial paper is fully secured by an irrevocable letter of credit issued by a United States or state bank; (13) no-load money market mutual funds registered with and regulated by the Securities and Exchange Commission and complies with Securities and Exchange Commission Rule 2a-7; (14) no-load mutual funds that are registered and regulated by the Securities and Exchange Commission that have a weighted maturity of less than two years and either (i) have a duration of one year or more and are invested exclusively in obligations approved in this paragraph, or (ii) have a duration of less than one year and the investment portfolio is limited to investment grade securities, excluding asset backed securities; (15) guaranteed investment contracts that have a defined termination date and are secured by obligations described in clause (1), excluding obligations which the District is explicitly prohibited from investing in, and in an amount at least equal to the amount of bond proceeds invested under such contract; (16) aggregate repurchase agreement transactions entered into by an investing entity in conformity with the provisions of subsections (a-1), (f), and (g) of Section 2256.011 of the PFIA; and (17) securities lending programs if (i) the securities loaned under the program are 100% collateralized, including accrued income, (ii) a loan made under the program allows for termination at any time, (iii) a loan made under the program is either secured by (a) obligations described in clauses (1) through (8) above, (b) irrevocable letters of credit issued by a state or national bank that is continuously rated by a nationally recognized investment rating firm at not less than A or its equivalent, or (c) cash invested in obligations described in clauses (1) through (8) above, clauses (12) through (14) above, or an authorized investment pool, (iv) the terms of a loan made under the program require that the securities being held as collateral be pledged to the District, held in the District's name, and deposited at the time the investment is made with the District or with a third party designated by the District, (v) a loan made under the program is placed through either a primary government securities dealer or a financial institution doing business in the State, and (vi) the agreement to lend securities has a term of one year or less.

The District may invest in such obligations directly or through government investment pools that invest solely in such obligations provided that the pools are rated no lower than "AAA" or "AAAm" or an equivalent by at least one nationally recognized rating service.

The District is specifically prohibited from investing in: (1) obligations whose payment represents the coupon payments on the outstanding principal balance of the underlying mortgage-backed security collateral and pays no principal; (2) obligations whose payment represents the principal stream of cash flow from the underlying mortgage-backed security and bears no interest; (3) collateralized mortgage obligations that have a stated final maturity of greater than 10 years; and (4) collateralized mortgage obligations the interest rate of which is determined by an index that adjusts opposite to the changes in a market index.

Under State law, the District may contract with an investment management firm registered under the Investment Advisers Act of 1940 (15 U.S.C. Section 80b-1 et seq.) or with the State Securities Board to provide for the investment and management of its public funds or other funds under its control for a term of up to two years, but the District retains ultimate responsibility as fiduciary of its assets. In order to renew or extend such a contract, the District must do so by order, ordinance or resolution. The

District has not contracted with, and has no present intention of contracting with, any such investment management firm or the Texas Securities Board to provide such services.

### **Investment Policies**

Under State law, the District is required to invest its funds under written investment policies that primarily emphasize safety of principal and liquidity; that address investment diversification, yield, maturity, and the quality and capability of investment management; and that includes a list of authorized investments for District funds, maximum allowable stated maturity of any individual investment owned by the District and the maximum average dollar-weighted maturity allowed for pooled fund groups. All District funds must be invested consistent with a formally adopted "Investment Strategy Statement" that specifically addresses each fund's investment. Each Investment Strategy Statement will describe its objectives concerning: (1) suitability of investment type, (2) preservation and safety of principal, (3) liquidity, (4) marketability of each investment, (5) diversification of the portfolio, and (6) yield.

State law also requires that District investments must be made "with judgment and care, under prevailing circumstances, that a person of prudence, discretion, and intelligence would exercise in the management of the person's own affairs, not for speculation, but for investment, considering the probable safety of capital and the probable income to be derived". At least quarterly the investment officers of the District shall submit an investment report detailing: (1) the investment position of the District, (2) that all investment officers jointly prepared and signed the report, (3) the beginning market value, any additions and changes to market value and the ending value of each pooled fund group, (4) the book value and market value of each separately listed asset at the beginning and end of the reporting period, (5) the maturity date of each separately invested asset, (6) the account or fund or pooled fund group for which each individual investment was acquired, and (7) the compliance of the investment portfolio as it relates to: (a) adopted investment strategy statements and (b) State law. No person may invest District funds without express written authority from the Board.

### **Additional Provisions**

Under State law, the District is additionally required to: (1) annually review its adopted policies and strategies, (2) adopt a rule, order, ordinance or resolution stating that it has reviewed its investment policy and investment strategies and records any changes made to either its investment policy or investment strategy in the respective rule, order, ordinance or resolution, (3) require any investment officers with personal business relationships or relatives with firms seeking to sell securities to the entity to disclose the relationship and file a statement with the Texas Ethics Commission and the Board; (4) require the qualified representative of firms offering to engage in an investment transaction with the District to: (a) receive and review the District's investment policy, (b) acknowledge that reasonable controls and procedures have been implemented to preclude investment transactions conducted between the District and the business organization that are not authorized by the District's investment policy (except to the extent that this authorization is dependent on an analysis of the makeup of the District's entire portfolio or requires an interpretation of subjective investment standards), and (c) deliver a written statement in a form acceptable to the District and the business organization attesting to these requirements; (5) perform an annual audit of the management controls on investments and adherence to the District's investment policy; (6) provide specific investment training for the Treasurer, Chief Financial Officer and investment officers; (7) restrict reverse repurchase agreements to not more than 90 days and restrict the investment of reverse repurchase agreement funds to no greater than the term of the reverse purchase agreement; (8) restrict the investment in no-load mutual funds in the aggregate to no more than 15% of the District's monthly average fund balance, excluding bond proceeds and reserves and other funds held for debt service; (9) require local government investment pools to conform to the new disclosure, rating, net asset value, yield calculation, and advisory board requirements, and (10) at least annually review, revise, and adopt a list of qualified brokers that are authorized to engage in investment transactions with the District.

### **Current Investments**

As of May 31, 2025, the District had approximately \$2,667,261 (unaudited) invested in TexPool, (which is a government investment pool that generally has the characteristics of a money-market mutual fund) and \$328,597 (unaudited) at a local bank. The District also has approximately \$8,000 (unaudited) in bank certificates of deposit. The market value of such investments (as determined by the District by reference to published quotations, dealer bids, and comparable information) is approximately 100% of the book value. No funds of the District are invested in derivative securities; i.e., securities whose rate of return is determined by reference to some other instrument, index, or commodity.

### **REGISTRATION AND QUALIFICATION OF BONDS FOR SALE**

No registration statement relating to the Bonds has been filed with the SEC under the United States Securities Act of 1933, as amended, in reliance upon the exemption provided thereunder by Section 3(a)(2). The Bonds have not been approved or disapproved by the SEC, nor has the SEC passed upon the accuracy or adequacy of the Official Statement. The Bonds have not been registered or qualified under the Securities Act of Texas in reliance upon various exemptions contained therein; nor have the Bonds been registered or qualified under the securities acts of any other jurisdiction. The District assumes no responsibility for registration or qualification of the Bonds under the securities laws of any jurisdiction in which the Bonds may be sold, assigned, pledged, hypothecated or otherwise transferred. This disclaimer of responsibility for registration or qualification for sale or other disposition of the Bonds shall not be construed as an interpretation of any kind with regard to the availability of any exemption from securities registration or qualification provisions.

It is the obligation of the Purchaser to register or qualify the sale of the Bonds under the securities laws of any jurisdiction which so requires. The District has agreed to cooperate, at the Purchaser's written request and sole expense, in registering or qualifying the Bonds or in obtaining an exemption from registration or qualification in any state where such action is necessary; provided, however, that the District shall not be required to qualify as a foreign corporation or to execute a general or special consent to service of process in any jurisdiction.

### **CYBERSECURITY RISK MANAGEMENT**

The District's operations are increasingly dependent on information technologies and services, which are exposed to cybersecurity risks and cyber incidents or attacks. While the District continually assesses and monitors its cybersecurity risks, the District may be subject to cyber-attacks from time to time. In response to such assessments and monitoring, the District takes actions it deems appropriate in response to cybersecurity risks, including, but not limited to, implementing cybersecurity training programs, obtaining technology improvements to mitigate cybersecurity risks, and taking other similar measures. To date, the District has not been the victim of any cyber-attack that has had a material adverse effect on its operations or financial condition. However, no assurance can be given that the District will fully prevent or successfully remediate the operational and/or financial impact of any cybersecurity incursions or incidents arising from events wholly or partially beyond the District's control, including electrical telecommunications outages, natural disasters or cyber-attacks initiated by criminal activities of individuals or organizations. Any such occurrence could materially and adversely affect the District's operations and/or financial condition.

## **FINANCIAL ADVISOR**

SAMCO Capital Markets, Inc. (the "Financial Advisor") is employed as Financial Advisor to the District to assist in the issuance of the Bonds. In this capacity, the Financial Advisor has compiled certain data relating to the Bonds that is contained in this Official Statement. The Financial Advisor has not independently verified any of the data contained herein or conducted a detailed investigation of the affairs of the District to determine the accuracy or completeness of this Official Statement. Because of their limited participation, the Financial Advisor assumes no responsibility for the accuracy or completeness of any of the information contained herein. The fee of the Financial Advisor for services with respect to the Bonds is contingent upon the issuance and sale of the Bonds. In the normal course of business, the Financial Advisor may from time to time sell investment securities to the District for the investment of bond proceeds or other funds of the District upon the request of the District.

The Financial Advisor has provided the following sentence for inclusion in this Official Statement. The Financial Advisor has reviewed the information in this Official Statement in accordance with, and as part of, its responsibilities to the District and, as applicable, to investors under the federal securities laws as applied to the facts and circumstances of this transaction, but the Financial Advisor does not guarantee the accuracy or completeness of such information.

## **LEGAL INVESTMENTS AND ELIGIBILITY TO SECURE PUBLIC FUNDS IN TEXAS**

Section 1201.041 of the Public Securities Procedures Act (Chapter 1201, Texas Government Code, as amended) provides that the Bonds are negotiable instruments governed by Chapter 8, Texas Business and Commerce Code, and are legal and authorized investments for insurance companies, fiduciaries, and trustees, and for the sinking funds of municipalities or other political subdivisions or public agencies of the State. With respect to investment in the Bonds by municipalities or other political subdivisions or public agencies of the State, the Public Funds Investment Act, Chapter 2256, Texas Government Code, requires that the Bonds be assigned a rating of not less than "A" or its equivalent as to investment quality by a national rating agency. See "RATING" herein. In addition, various provisions of the Texas Finance Code provide that, subject to a prudent investor standard, the Bonds are legal investments for state banks, savings banks, trust companies with at least \$1 million of capital, and savings and loan associations. The Bonds are eligible to secure deposits of any public funds of the State, its agencies, and its political subdivisions, and are legal security for those deposits to the extent of their market value.

The District has made no investigation of other laws, rules, regulations or investment criteria which might apply to such institutions or entities or which might limit the suitability of the Bonds for any of the foregoing purposes or limit the authority of such institutions or entities to purchase or invest in the Bonds for such purposes. The District has made no review of laws in other states to determine whether the Bonds are legal investments for various institutions in those states.

## **CONTINUING DISCLOSURE OF INFORMATION**

In the Order, the District has made the following agreement for the benefit of the holders and beneficial owners of the Bonds. The District is required to observe the agreement for so long as it remains obligated to advance funds to pay the Bonds. Under the agreement, the District will be obligated to provide certain updated financial information and operating data annually, and timely notice of specified events, to the Municipal Securities Rulemaking Board ("MSRB"). For a description of the continuing disclosure obligations of the TEA, see "APPENDIX E - THE PERMANENT SCHOOL FUND GUARANTEE PROGRAM." The information provided to the MSRB will be available to the public free of charge via the Electronic Municipal Markets Access ("EMMA") system at [www.emma.msrb.org](http://www.emma.msrb.org).

### **Annual Reports**

The District will provide certain updated financial information and operating data annually to the MSRB. The information to be updated includes financial information and operating data with respect to the District of the general type included in this Official Statement in Appendix A (such information being the "Annual Operating Report"). The District will additionally provide financial statements of the District (the "Financial Statements"), that will be (i) prepared in accordance with the accounting principles described in Appendix D or such other accounting principles as the District may be required to employ from time to time pursuant to State law or regulation and shall be in substantially the form included in Appendix D and (ii) audited, if the District commissions an audit of such Financial Statements and the audit is completed within the period during which they must be provided. The District will update and provide the Annual Operating Report within six months after the end of each fiscal year and the Financial Statements within 12 months of the end of each fiscal year, in each case beginning with the fiscal year ending in and after 2026. The District may provide the Financial Statements earlier, including at the time it provides its Annual Operating Report, but if the audit of such Financial Statements is not complete within 12 months after any such fiscal year end, then the District shall file unaudited Financial Statements within such 12-month period and audited Financial Statements for the applicable fiscal year, when and if the audit report on such Financial Statements becomes available.

The District may provide updated information in full text or may incorporate by reference certain other publicly available documents, as permitted by the Rule.

The District's current fiscal year end is August 31. Accordingly, the Annual Operating Report must be provided by the last day of February in each year, and the Financial Statements must be provided by August 31 of each year, unless the District changes its fiscal year. If the District changes its fiscal year, it will notify the MSRB of the change.

### **Notice of Certain Events**

The District will also provide timely notices of certain events to the MSRB. The District will provide notice of any of the following events with respect to the Bonds to the MSRB in a timely manner (but not in excess of ten business days after the occurrence of the event): (1) principal and interest payment delinquencies; (2) non-payment related defaults, if material; (3) unscheduled draws on debt service reserves reflecting financial difficulties; (4) unscheduled draws on credit enhancements reflecting financial difficulties; (5) substitution of credit or liquidity providers, or their failure to perform; (6) adverse tax opinions, the issuance by the IRS of proposed or final determinations of taxability, Notices of Proposed Issue (IRS Form 5701-TEB), or other material notices or determinations with respect to the tax status of the Bonds, or other material events affecting the tax status of the Bonds; (7) modifications to rights of holders of the Bonds, if material; (8) Bond calls, if material, and tender offers; (9) defeasances; (10) release, substitution, or sale of property securing repayment of the Bonds, if material; (11) rating changes; (12) bankruptcy, insolvency, receivership, or similar event of the District, which shall occur as described below; (13) the consummation of a merger, consolidation, or acquisition involving the District or the sale of all or substantially all of its assets, other than in the ordinary course of business, the entry into of a definitive agreement to undertake such an action or the termination of a definitive agreement relating to any such actions, other than pursuant to its terms, if material; (14) appointment of a successor or additional paying agent/registrar or the change of name of a paying agent/registrar, if material; and (15) incurrence of a financial obligation of the District, if material, or agreement to covenants, events of default, remedies, priority rights, or other similar terms of a financial obligation of the District, any of which affect security holders, if material; and (16) default, event of acceleration, termination event,



modification of terms, or others similar events under the terms of a financial obligation of the District, any of which reflect financial difficulties. In addition, the District will provide timely notice of any failure by the District to provide annual financial information in accordance with their agreement described above under "Annual Reports". The District will provide each notice described in this paragraph to the MSRB. Neither the Bonds nor the Order make any provision for a bond trustee, debt service reserves, credit enhancement (except for the Permanent School Fund guarantee), or liquidity enhancement. In the Order, the District will adopt policies and procedures to ensure timely compliance of its continuing disclosure undertakings.

For these purposes, (a) an event described in clause (12) of in the immediately preceding paragraph is considered to occur when any of the following occur: the appointment of a receiver, fiscal agent, or similar officer for the District in a proceeding under the United States Bankruptcy Code or in any other proceeding under state or federal law in which a court or governmental authority has assumed jurisdiction over substantially all of the assets or business of the District, or if such jurisdiction has been assumed by leaving the existing governing body and officials or officers in possession but subject to the supervision and orders of a court or governmental authority, or the entry of an order confirming a plan of reorganization, arrangement, or liquidation by a court or governmental authority having supervision or jurisdiction over substantially all of the assets or business of the District. For the purposes of the above describe event notices (15) and (16), the term "financial obligation" means a (i) debt obligation, (ii) derivative instrument entered into in connection with, or pledged as security or a source of payment for, an existing or planned debt obligation, or (iii) a guarantee of (i) or (ii); provided however, that a "financial obligation" shall not include municipal securities as to which a final official statement (as defined in the Rule) has been provided to the MSRB consistent with the Rule.

#### **Availability of Information**

All information and documentation filing required to be made by the District in accordance with its undertaking made for the Bonds will be made with the MSRB in electronic format in accordance with MSRB guidelines. Access to such filings will be provided, without charge to the general public, by the MSRB through EMMA at [www.emma.msrb.org](http://www.emma.msrb.org).

#### **Limitations and Amendments**

The District has agreed to update information and to provide notices of events only as described above. The District has not agreed to provide other information that may be relevant or material to a complete presentation of its financial results of operations, condition, or prospects or agreed to update any information that has been provided except as described above. The District makes no representation or warranty concerning such information or concerning its usefulness to a decision to invest in or sell Bonds at any future date. The District disclaims any contractual or tort liability for damages resulting in whole or in part from any breach of its continuing disclosure agreement or from any statement made pursuant to its agreement, although holders of Bonds may seek a writ of mandamus to compel the District to comply with its agreement. Nothing in this paragraph is intended or shall act to disclaim, waive or limit the District's duties under federal or state securities laws.

The District may amend its continuing disclosure agreement to adapt to changed circumstances that arise from a change in legal requirements, a change in law, or a change in the identity, nature, status, or type of operations of the District, if, but only if, (1) the agreement, as so amended, would have permitted underwriters to purchase or sell Bonds in the initial primary offering in compliance with the Rule, taking into account any amendments or interpretations of the Rule to the date of such amendment, as well as such changed circumstances, and (2) either (a) the holders of a majority in aggregate principal amount of the outstanding Bonds consent or (b) any qualified person unaffiliated with the District (such as nationally recognized bond counsel) determines that the amendment will not materially impair the interests of the holders and beneficial owners of the Bonds. The District may also amend or repeal the provisions of this continuing disclosure agreement if the SEC amends or repeals the applicable provision of the Rule or a court of final jurisdiction enters judgment that such provisions of the Rule are invalid, but only if and to the extent that the provisions of this sentence would not prevent an underwriter from lawfully purchasing or selling Bonds in the primary offering of the Bonds. If the District amends its agreement, it has agreed to include with the financial information and operating data next provided, in accordance with its agreement described above under "Annual Reports" an explanation, in narrative form, of the reasons for the amendment and of the impact of any change in the type of information and operating data so provided.

#### **Compliance with Prior Undertakings**

During the past five years, the District has complied in all material respects with all continuing disclosure agreements made by it in accordance with the Rule 15c2-12.

#### **LITIGATION**

In the opinion of District officials, the District is not a party to any litigation or other proceeding pending or to their knowledge threatened, in any court, agency or other administrative body (either state or federal) which, if decided adversely to the District, would have a material adverse effect on the financial condition of the District.

#### **FORWARD-LOOKING STATEMENTS**

The statements contained in this Official Statement, and in any other information provided by the District, that are not purely historical, are forward-looking statements, including statements regarding the District's expectations, hopes, intentions, or strategies regarding the future. Readers should not place undue reliance on forward-looking statements. All forward-looking statements included in this Official Statement are based on information available to the District on the date hereof, and the District assumes no obligation to update any such forward-looking statements. It is important to note that the District's actual results could differ materially from those in such forward-looking statements.

The forward-looking statements herein are necessarily based on various assumptions and estimates and are inherently subject to various risks and uncertainties, including risks and uncertainties relating to the possible invalidity of the underlying assumptions and estimates and possible changes or developments in social, economic, business, industry, market, legal and regulatory circumstances and conditions and actions taken or omitted to be taken by third parties, including customers, suppliers, business partners and competitors, and legislative, judicial and other governmental authorities and officials. Assumptions related to the foregoing involve judgments with respect to, among other things, future economic, competitive, and market conditions and future business decisions, all of which are difficult or impossible to predict accurately and many of which are beyond the control of the District. Any of such assumptions could be inaccurate and, therefore, there can be no assurance that the forward-looking statements included in this Official Statement would prove to be accurate.

#### **WINNING BIDDER**

After requesting competitive bids for the Bonds, the District accepted the bid of Stifel, Nicolaus & Company, Incorporated (the "Purchaser" or the "Initial Purchaser") to purchase the Bonds at the interest rates shown on the page ii of this Official Statement at a price of par, plus a net reoffering premium of \$236,323.00, plus accrued interest on the Bonds from their Dated Date to their date of initial delivery. The initial reoffering yields shown on page ii hereof will produce compensation to the Purchaser in the

amount of \$85,033.44. The District can give no assurance that any trading market will be developed for the District after their sale by the District to the Purchaser. The District has no control over the price at which the Bonds are subsequently sold and the initial yield at which the Bonds will be priced and reoffered will be established by and will be the responsibility of the Purchaser.

#### **CERTIFICATION OF THE OFFICIAL STATEMENT AND NO LITIGATION**

At the time of payment for and delivery of the Initial Bond, the Purchaser will be furnished a certificate, executed by proper officials of the District, acting in their official capacities, to the effect that to the best of their knowledge and belief: (a) the descriptions and statements of or pertaining to the District contained in its Official Statement, and any addenda, supplement or amendment thereto, for the Bonds, on the date of such Official Statement, on the date of sale of said Bonds and the acceptance of the best bid therefor, and on the date of the delivery, were and are true and correct in all material respects; (b) insofar as the District and its affairs, including its financial affairs, are concerned, such Official Statement did not and does not contain an untrue statement of a material fact or omit to state a material fact required to be stated therein or necessary to make the statements therein, in the light of the circumstances under which they were made, not misleading; (c) insofar as the descriptions and statements including financial data, of or pertaining to entities, other than the District, and their activities contained in such Official Statement are concerned, such statements and data have been obtained from sources which the District believes to be reliable and the District has no reason to believe that they are untrue in any material respect; (d) except as may be otherwise described in the Official Statement, there has been no material adverse change in the financial condition of the District, since August 31, 2025, the date of the last financial statements of the District appearing in the Official Statement; and (e) no litigation of any nature has been filed or is pending, as of the date hereof, to restrain or enjoin the issuance or delivery of the Bonds or which would affect the provisions made for their payment or security or in any manner question the validity of the Bonds.

#### **CONCLUDING STATEMENT**

No person has been authorized to give any information or to make any representations other than those contained in this Official Statement, and if given or made, such other information or representations must not be relied upon as having been authorized by the District. This Official Statement does not constitute an offer to sell or solicitation of an offer to buy in any state in which such offer or solicitation is not authorized or in which the person making such offer or solicitation is not qualified to do so or to any person to whom it is unlawful to make such offer or solicitation.

The information set forth herein has been obtained from the District's records, audited financial statements and other sources which the District considers to be reliable. There is no guarantee that any of the assumptions or estimates contained herein will ever be realized. All of the summaries of the statutes, documents and the Order contained in this Official Statement are made subject to all of the provisions of such statutes, documents, and the Order. These summaries do not purport to be complete statements of such provisions and reference is made to such summarized documents for further information. Reference is made to official documents in all respects.

The Order authorized the issuance of the Bonds and approved the form and content of this Official Statement and any addenda, supplement or amendment thereto and authorized its further use in the re-offering of the Bonds by the Purchaser. The Board has approved the Official Statement for distribution in accordance with the provisions of the Rule.

/s/ Kathy Culbertson

---

President, Board of Trustees

ATTEST:

/s/ Jim Kostiha

---

Secretary, Board of Trustees

**APPENDIX A**

**FINANCIAL INFORMATION OF THE DISTRICT**

(this page intentionally left blank)

# GORDON INDEPENDENT SCHOOL DISTRICT

## Financial Information

### ASSESSED VALUATION <sup>(1)</sup>

|   |                       |                |
|---|-----------------------|----------------|
| 2025/26 Total Valuation.....                  |                       | \$ 829,517,615 |
| Less Exemptions & Deductions <sup>(2)</sup> : |                       |                |
| State Homestead Exemption                     | \$ 51,102,753         |                |
| State Over-65 Exemption                       | 8,935,852             |                |
| Disabled Exemption                            | 1,345,660             |                |
| Veterans Exemption Loss                       | 175,550               |                |
| Pollution Control Exemption                   | 663,175               |                |
| Prorations & Other Partial Exemptions         | 66,151                |                |
| Productivity Loss                             | 477,820,730           |                |
| Homestead Cap Loss                            | 7,181,572             |                |
| Non-Homestead (23.231) Cap Loss               | 2,667,337             |                |
|   | <u>\$ 549,958,780</u> |                |
| 2025/26 Certified Net Taxable Valuation ..... |                       | \$ 279,558,835 |

(1) Source: Certified values from the Palo Pinto and Erath County Appraisal Districts as of July 2025. The 2025/26 Certified Values reflect the increased homestead exemption from \$100,000 to \$140,000. See "CURRENT PUBLIC SCHOOL FINANCE SYSTEM - 2025 Legislative Sessions" in this Official Statement for a discussion of the increase in the general State mandated homestead exemption from \$100,000 to \$140,000 and the increase in the State mandated homestead exemption of persons 65 years of age or older and the disabled from \$10,000 to \$60,000.

(2) Excludes the values on which property taxes are frozen for persons 65 years of age or older and disabled taxpayers which totaled \$27,574,251 in 2024/25.

### VOTED GENERAL OBLIGATION DEBT

|  |                  |
|--|------------------|
| Unlimited Tax Bonds Outstanding  | \$ 10,845,000    |
| Plus: The Bonds  | <u>6,380,000</u> |
| Total Unlimited Tax Bonds  | 17,225,000       |
| Less: Interest & Sinking Fund Balance (As of August 31, 2025) <sup>(1)</sup> | <u>(522,696)</u> |
| Net General Obligation Debt  | \$ 16,702,304    |
| Ratio of Net G.O. Debt to Net Taxable Valuation <sup>(2)</sup>               | 5.97%            |
| 2026 Population Estimate <sup>(3)</sup>                                      | 1,306            |
| Per Capita Net Taxable Valuation   | \$214,057        |
| Per Capita Net G.O. Debt   | \$12,789         |

(1) Source: Gordon ISD Audited Financial Statements.

(2) See "CURRENT PUBLIC SCHOOL FINANCE SYSTEM" in this Official Statement and "DEBT SERVICE REQUIREMENTS" in this appendix and see the "Audited Financial Report Fiscal Year Ended August 31, 2025" in Appendix D for more information relative to the District's outstanding obligations.

(3) Source: Municipal Advisory Council of Texas.

### PROPERTY TAX RATES AND COLLECTIONS

| Fiscal Year | Net Taxable                    |                           | % Collections <sup>(7) (8)</sup> |                      |
|-------------|--------------------------------|---------------------------|----------------------------------|----------------------|
|             | Valuation                      | Tax Rate                  | Current <sup>(9)</sup>           | Total <sup>(9)</sup> |
| 2006/07     | \$ 85,019,020 <sup>(1)</sup>   | \$ 1.4403 <sup>(10)</sup> | 97.12%                           | 99.29%               |
| 2007/08     | 94,230,119 <sup>(1)</sup>      | 1.1024 <sup>(10)</sup>    | 96.58%                           | 99.27%               |
| 2008/09     | 121,095,680 <sup>(1)</sup>     | 1.1058                    | 96.34%                           | 99.96%               |
| 2009/10     | 133,300,530 <sup>(1)</sup>     | 1.0984                    | 97.11%                           | 100.76%              |
| 2010/11     | 142,117,990 <sup>(1)</sup>     | 1.0932                    | 96.67%                           | 99.17%               |
| 2011/12     | 144,012,265 <sup>(1)</sup>     | 1.0920                    | 97.84%                           | 101.91%              |
| 2012/13     | 147,685,240 <sup>(1)</sup>     | 1.0903                    | 98.17%                           | 101.94%              |
| 2013/14     | 145,158,180 <sup>(1)</sup>     | 1.0918                    | 97.76%                           | 99.98%               |
| 2014/15     | 160,725,525 <sup>(1)</sup>     | 1.0898                    | 97.99%                           | 100.23%              |
| 2015/16     | 166,801,990 <sup>(1) (2)</sup> | 1.0859                    | 98.06%                           | 99.61%               |
| 2016/17     | 160,065,990 <sup>(1) (2)</sup> | 1.0893                    | 98.48%                           | 100.27%              |
| 2017/18     | 163,312,852 <sup>(1) (2)</sup> | 1.0893                    | 97.50%                           | 98.81%               |
| 2018/19     | 166,379,580 <sup>(1) (2)</sup> | 1.0870                    | 95.25%                           | 97.17%               |
| 2019/20     | 173,946,200 <sup>(1) (2)</sup> | 1.0169 <sup>(11)</sup>    | 91.59%                           | 93.35%               |
| 2020/21     | 186,803,540 <sup>(1) (2)</sup> | 0.9433                    | 95.14%                           | 96.33%               |
| 2021/22     | 203,334,361 <sup>(1) (2)</sup> | 0.8911                    | 92.09%                           | 96.16%               |
| 2022/23     | 243,856,399 <sup>(1) (3)</sup> | 1.1796                    | 90.11%                           | 91.13%               |
| 2023/24     | 251,796,295 <sup>(1) (4)</sup> | 1.0009                    | 94.15%                           | 111.72%              |
| 2024/25     | 281,341,032 <sup>(1) (4)</sup> | 0.9919                    | 89.18%                           | 90.93%               |
| 2025/26     | 279,558,835 <sup>(5) (6)</sup> | 0.9919                    |                                  |                      |

(1) Source: Comptroller of Public Accounts - Property Tax Division. See the Assessed Valuation section in this Appendix for additional information.

(2) The passage of a Texas constitutional amendment on November 3, 2015 increased the homestead exemption from \$15,000 to \$25,000.

(3) The passage of a Texas constitutional amendment on May 7, 2022 increased the homestead exemption from \$25,000 to \$40,000.

(4) The passage of a Texas constitutional amendment on November 7, 2023 increased the homestead exemption from \$40,000 to \$100,000.

(5) The passage of a Texas constitutional amendment on November 4, 2025 increased the homestead exemption from \$100,000 to \$140,000.

(6) Source: Certified values from the Palo Pinto and Erath County Appraisal Districts as of July 2025.

(7) Source: Gordon ISD Audited Financial Statements.

(8) The District faces property tax collection challenges in future years as over 120 accounts, currently totaling approximately \$435,000 in base taxes, are due to the District and are currently delinquent. Additionally, approximately \$90,000 was billed to these 120 accounts for the 2025 tax year and are also expected to be delinquent in the future. The District is currently involved in litigation with the parties relating to the delinquent taxes and is taking all steps to recover such delinquent amounts. As a result of such delinquencies, the District expects to enact deficit budgets in future fiscal years and has also requested financial relief from the TEA. Such delinquent amounts could remain uncollectible for the foreseeable future.

(9) Excludes penalties and interest.

(10) The declines in the District's Maintenance & Operation Tax for the 2006/07 and 2007/08 fiscal years are a function of House Bill 1 adopted by the Texas Legislature in May 2006. See "STATE AND LOCAL FUNDING OF SCHOOL DISTRICTS IN TEXAS" and "CURRENT PUBLIC SCHOOL FINANCE SYSTEM" in this Official Statement.

(11) The decline in the District's Maintenance & Operation Tax from the 2018/19 fiscal year to the 2025/26 fiscal year is a function of House Bill 3 adopted by the Texas Legislature in June 2019. See "STATE AND LOCAL FUNDING OF SCHOOL DISTRICTS IN TEXAS" and "CURRENT PUBLIC SCHOOL FINANCE SYSTEM" in this Official Statement.

## TAX RATE DISTRIBUTION

|   | 2021/22  | 2022/23  | 2023/24  | 2024/25  | 2025/26  |
|---|----------|----------|----------|----------|----------|
| Maintenance & Operations <sup>(1)</sup> | \$0.8911 | \$0.8546 | \$0.6759 | \$0.6669 | \$0.6669 |
| Debt Service                            | \$0.0000 | \$0.3250 | \$0.3250 | \$0.3250 | \$0.3250 |
| Total Tax Rate                          | \$0.8911 | \$1.1796 | \$1.0009 | \$0.9919 | \$0.9919 |

(1) The decline in the District's Maintenance & Operations Tax from the 2018/19 fiscal year to the 2025/26 fiscal year is a function of House Bill 3 adopted by the Texas Legislature in June 2019.

## VALUATION AND FUNDED DEBT HISTORY

| Fiscal Year | Net Taxable Valuation      | Bond Debt Outstanding <sup>(1)</sup> | Ratio Debt to A.V. <sup>(2)</sup> |
|-------------|----------------------------|--------------------------------------|-----------------------------------|
| 2006/07     | \$ 85,019,020              | \$ 730,000                           | 0.86%                             |
| 2007/08     | 94,230,119                 | 769,940                              | 0.82%                             |
| 2008/09     | 121,095,680                | 708,930                              | 0.59%                             |
| 2009/10     | 133,300,530                | 949,033                              | 0.71%                             |
| 2010/11     | 142,117,990                | 588,435                              | 0.41%                             |
| 2011/12     | 144,012,265                | 510,102                              | 0.35%                             |
| 2012/13     | 147,685,240                | 458,000                              | 0.31%                             |
| 2013/14     | 145,158,180                | 398,000                              | 0.27%                             |
| 2014/15     | 160,725,525                | 334,000                              | 0.21%                             |
| 2015/16     | 166,801,990                | 272,000                              | 0.16%                             |
| 2016/17     | 160,065,990                | 206,000                              | 0.13%                             |
| 2017/18     | 163,312,852                | 137,000                              | 0.08%                             |
| 2018/19     | 166,379,580                | 70,000                               | 0.04%                             |
| 2019/20     | 173,946,200                | -                                    | 0.00%                             |
| 2020/21     | 186,803,540                | -                                    | 0.00%                             |
| 2021/22     | 203,334,361                | 9,255,000                            | 4.55%                             |
| 2022/23     | 243,856,399                | 11,390,000                           | 4.67%                             |
| 2023/24     | 251,796,295                | 11,135,000                           | 4.42%                             |
| 2024/25     | 281,341,032                | 10,845,000                           | 3.85%                             |
| 2025/26     | 279,558,835 <sup>(3)</sup> | 16,920,000 <sup>(4)</sup>            | 6.05%                             |

(1) At fiscal year end.

(2) See "CURRENT PUBLIC SCHOOL FINANCE SYSTEM" in this Official Statement and "DEBT SERVICE REQUIREMENTS" in this Appendix and see the "Audited Financial Report Fiscal Year Ended August 31, 2025" in Appendix D for more information.

(3) Source: Certified values from the Palo Pinto and Erath County Appraisal Districts as of July 2025. The passage of a Texas constitutional amendment on November 4, 2025 increased the homestead exemption from \$100,000 to \$140,000.

(4) Includes the Bonds.

## ESTIMATED OVERLAPPING DEBT STATEMENT

| Taxing Body   | Amount    | Percent Overlapping | Amount Overlapping |
|---|-----------|---------------------|--------------------|
| Erath County  | \$ -      | 0.61%               | \$ -               |
| Gordon, City of   | 1,360,000 | 100.00%             | 1,360,000          |
| Palo Pinto County   | 230,000   | 4.44%               | 10,212             |
| Total Overlapping Debt <sup>(1)</sup>                           |           |                     | \$ 1,370,212       |
| Gordon Independent School District <sup>(2)</sup>               |           |                     | 16,702,304         |
| Total Direct & Overlapping Debt <sup>(1) (2)</sup>              |           |                     | \$ 18,072,516      |
| Ratio of Net Direct & Overlapping Debt to Net Taxable Valuation |           | 6.46%               |                    |
| Per Capita Direct & Overlapping Debt                            |           | \$13,838            |                    |

(1) Equals gross-debt less self-supporting debt.

(2) Includes the Bonds.

Source: Municipal Advisory Council of Texas. The District has not independently verified the accuracy or completeness of such information (except for the amounts relating to the District), and no person should rely upon such information as being accurate or complete.

**PRINCIPAL TAXPAYERS <sup>(1)</sup>****2025/26 Top Ten Taxpayers <sup>(2)</sup>**

| Name of Taxpayer                     | Type of Business         | Taxable Value        | % of Net Valuation |
|--------------------------------------|--------------------------|----------------------|--------------------|
| West Texas LPG LLP                   | Oil & Gas Pipeline       | \$ 9,507,918         | 3.40%              |
| Texas-New Mexico Power Co.           | Electric Utility         | 8,558,733            | 3.06%              |
| Union Pacific Railroad Co.           | Railroad                 | 7,584,609            | 2.71%              |
| Northeastern Asphalt LLC             | Equipment                | 7,003,523            | 2.51%              |
| Heidelberger Materials Southwest AGG | Industrial Manufacturing | 5,163,903            | 1.85%              |
| Joseph G. & Mary H. Mabee            | Residential              | 2,267,180            | 0.81%              |
| Comanche Moon Land Holdings          | Ranch                    | 2,215,220            | 0.79%              |
| Gordon Stone Company LLC             | Quarry                   | 2,153,070            | 0.77%              |
| Premium Sandstone                    | Quarry                   | 2,125,000            | 0.76%              |
| Lake Creek LLC                       | Industrial Manufacturing | 2,080,714            | 0.74%              |
|                                      |                          | <u>\$ 48,659,870</u> | <u>17.41%</u>      |

**2024/25 Top Ten Taxpayers <sup>(3)</sup>**

| Name of Taxpayer           | Type of Business                      | Taxable Value        | % of Net Valuation |
|----------------------------|---------------------------------------|----------------------|--------------------|
| CM Capital Group LLC       | Financial/Banking                     | \$ 15,442,370        | 5.49%              |
| Union Pacific Railroad Co. | Railroad                              | 10,477,878           | 3.72%              |
| Texas-New Mexico Power Co. | Electric Utility                      | 10,069,479           | 3.58%              |
| Arenisca Holdings LLC      | Hospitality                           | 6,648,696            | 2.36%              |
| Victory Rock               | Quarry                                | 4,248,836            | 1.51%              |
| FW Leasing One             | Oil & Gas Drilling Services/Equipment | 3,106,862            | 1.10%              |
| Lake Creek LLC             | Industrial Manufacturing              | 2,993,778            | 1.06%              |
| Gordon Stone Company LLC   | Quarry                                | 2,530,840            | 0.90%              |
| Joseph G. & Mary H. Mabee  | Residential                           | 2,473,284            | 0.88%              |
| Bob R. Simpson             | Residential                           | 2,433,304            | 0.86%              |
|                            |                                       | <u>\$ 60,425,327</u> | <u>21.48%</u>      |

**2023/24 Top Ten Taxpayers <sup>(3)</sup>**

| Name of Taxpayer            | Type of Business    | Taxable Value        | % of Net Valuation |
|-----------------------------|---------------------|----------------------|--------------------|
| Union Pacific Railroad Co.  | Railroad            | \$ 10,157,895        | 4.03%              |
| Arenisca Holdings LLC       | Hospitality         | 6,255,780            | 2.48%              |
| CM Resort LLC               | Hospitality         | 5,249,430            | 2.08%              |
| Texas-New Mexico Power Co.  | Electric Utility    | 4,317,215            | 1.71%              |
| Victory Rock                | Quarry              | 4,005,000            | 1.59%              |
| Specfac Group LLC           | Commercial Building | 3,108,480            | 1.23%              |
| LaSalle Cattle Company Ltd. | Farm                | 2,982,360            | 1.18%              |
| Sundance Lodge LLC          | Hotel/Motel         | 2,932,610            | 1.16%              |
| Ward & Nancy Schlittler     | Personal            | 2,928,180            | 1.16%              |
| Gordon Stone Company LLC    | Quarry              | 2,825,760            | 1.12%              |
|                             |                     | <u>\$ 44,762,710</u> | <u>17.78%</u>      |

(1) The District faces property tax collection challenges in future years as over 120 accounts, currently totaling approximately \$435,000 in base taxes, are due to the District and are currently delinquent. Additionally, approximately \$90,000 was billed to these 120 accounts for the 2025 tax year and are also expected to be delinquent in the future. The District is currently involved in litigation with the parties relating to the delinquent taxes and is taking all steps to recover such delinquent amounts. As a result of such delinquencies, the District expects to enact deficit budgets in future fiscal years and has also requested financial relief from the TEA. Such delinquent amounts could remain uncollectible for the foreseeable future.

(2) Source: Palo Pinto and Erath County Appraisal Districts.

(3) Source: Comptroller of Public Accounts - Property Tax Division.

Note: As shown in the table above, the top ten taxpayers in the District currently account for approximately 17% of the District's tax base. Adverse developments in economic conditions could adversely impact these businesses and, consequently, the tax values in the District, resulting in less local tax revenue. If any major taxpayer, or a combination of top taxpayers, were to default in the payment of taxes, the ability of the District to make timely payment of debt service on the Bonds may be dependent on its ability to enforce and liquidate its tax lien, which is a time consuming process that may only occur annually or to fund debt service payments from other resources, if available. See "REGISTERED OWNERS' REMEDIES" and "AD VALOREM TAX PROCEDURES – District's Rights in the Event of Tax Delinquencies" in the Official Statement.

**CLASSIFICATION OF ASSESSED VALUATION BY USE CATEGORY**

| <b>Category</b>                            | <b>2025/26 <sup>(1)</sup></b>    | <b>% of<br/>Total</b> | <b>2024/25 <sup>(2)</sup></b>    | <b>% of<br/>Total</b> | <b>2023/24 <sup>(2)</sup></b>    | <b>% of<br/>Total</b> |
|--|----------------------------------|-----------------------|----------------------------------|-----------------------|----------------------------------|-----------------------|
| Real, Residential, Single-Family           | \$ 207,066,782                   | 24.96%                | \$ 142,933,340                   | 17.69%                | \$ 118,152,180                   | 17.40%                |
| Real, Residential, Multi-Family            | -                                | 0.00%                 | -                                | 0.00%                 | -                                | 0.00%                 |
| Real, Vacant Lots/Tracts                   | 16,283,400                       | 1.96%                 | 16,612,160                       | 2.06%                 | 15,809,710                       | 2.33%                 |
| Real, Qualified Land & Improvements        | 487,154,310                      | 58.73%                | 478,045,880                      | 59.17%                | 390,099,710                      | 57.44%                |
| Real, Non-Qualified Land & Improvements    | 87,136,140                       | 10.50%                | 97,120,350                       | 12.02%                | 89,513,220                       | 13.18%                |
| Real, Commercial & Industrial              | 15,485,260                       | 1.87%                 | 16,839,787                       | 2.08%                 | 15,976,570                       | 2.35%                 |
| Oil & Gas                                  | 1,840,173                        | 0.22%                 | 1,857,628                        | 0.23%                 | 4,694,489                        | 0.69%                 |
| Utilities                                  | 4,640,410                        | 0.56%                 | 33,242,553                       | 4.11%                 | 26,912,472                       | 3.96%                 |
| Tangible Personal, Commercial & Industrial | 6,017,890                        | 0.73%                 | 17,872,403                       | 2.21%                 | 15,263,475                       | 2.25%                 |
| Tangible Personal, Mobile Homes & Other    | 3,020,710                        | 0.36%                 | 2,767,400                        | 0.34%                 | 2,071,930                        | 0.31%                 |
| Tangible Personal, Residential Inventory   | 489,600                          | 0.06%                 | 246,790                          | 0.03%                 | 302,400                          | 0.04%                 |
| Tangible Personal, Special Inventory       | <u>382,940</u>                   | <u>0.05%</u>          | <u>433,840</u>                   | <u>0.05%</u>          | <u>381,380</u>                   | <u>0.06%</u>          |
| <b>Total Appraised Value</b>               | <b>\$ 829,517,615</b>            | <b>100.00%</b>        | <b>\$ 807,972,131</b>            | <b>100.00%</b>        | <b>\$ 679,177,536</b>            | <b>100.00%</b>        |
| <b>Less:</b>                               |                                  |                       |                                  |                       |                                  |                       |
| Homestead Cap Adjustment                   | \$ 7,181,572                     |                       | \$ 10,518,647                    |                       | \$ 6,201,025                     |                       |
| Non-Homestead (23.231) Cap Adjustment      | 2,667,337                        |                       | 4,169,214                        |                       | -                                |                       |
| Productivity Loss                          | 477,820,730                      |                       | 468,681,739                      |                       | 381,545,520                      |                       |
| Exemptions                                 | <u>62,289,141 <sup>(3)</sup></u> |                       | <u>43,261,499 <sup>(4)</sup></u> |                       | <u>39,634,696 <sup>(4)</sup></u> |                       |
| Total Exemptions/Deductions <sup>(7)</sup> | <u>\$ 549,958,780</u>            |                       | <u>\$ 526,631,099</u>            |                       | <u>\$ 427,381,241</u>            |                       |
| <b>Net Taxable Assessed Valuation</b>      | <b>\$ 279,558,835</b>            |                       | <b>\$ 281,341,032</b>            |                       | <b>\$ 251,796,295</b>            |                       |

| <b>Category</b>                            | <b>2022/23 <sup>(2)</sup></b>    | <b>% of<br/>Total</b> | <b>2021/22 <sup>(2)</sup></b>    | <b>% of<br/>Total</b> | <b>2020/21 <sup>(2)</sup></b>    | <b>% of<br/>Total</b> |
|--|----------------------------------|-----------------------|----------------------------------|-----------------------|----------------------------------|-----------------------|
| Real, Residential, Single-Family           | \$ 112,202,240                   | 17.70%                | \$ 88,297,870                    | 18.55%                | \$ 83,472,730                    | 18.44%                |
| Real, Residential, Multi-Family            | -                                | 0.00%                 | -                                | 0.00%                 | -                                | 0.00%                 |
| Real, Vacant Lots/Tracts                   | 16,711,060                       | 2.64%                 | 13,030,570                       | 2.74%                 | 13,058,700                       | 2.88%                 |
| Real, Qualified Land & Improvements        | 368,496,980                      | 58.15%                | 267,341,956                      | 56.17%                | 260,146,118                      | 57.46%                |
| Real, Non-Qualified Land & Improvements    | 81,703,550                       | 12.89%                | 60,040,410                       | 12.61%                | 50,928,980                       | 11.25%                |
| Real, Commercial & Industrial              | 16,180,700                       | 2.55%                 | 12,136,580                       | 2.55%                 | 11,194,460                       | 2.47%                 |
| Oil & Gas                                  | 1,650,810                        | 0.26%                 | 895,530                          | 0.19%                 | 1,200,010                        | 0.27%                 |
| Utilities                                  | 24,998,390                       | 3.94%                 | 23,412,730                       | 4.92%                 | 22,406,290                       | 4.95%                 |
| Tangible Personal, Commercial & Industrial | 9,367,550                        | 1.48%                 | 8,838,020                        | 1.86%                 | 8,699,170                        | 1.92%                 |
| Tangible Personal, Mobile Homes & Other    | 1,725,150                        | 0.27%                 | 1,324,900                        | 0.28%                 | 1,320,900                        | 0.29%                 |
| Tangible Personal, Residential Inventory   | 286,530                          | 0.05%                 | 284,130                          | 0.06%                 | 320,240                          | 0.07%                 |
| Tangible Personal, Special Inventory       | <u>425,190</u>                   | <u>0.07%</u>          | <u>351,490</u>                   | <u>0.07%</u>          | <u>-</u>                         | <u>0.00%</u>          |
| <b>Total Appraised Value</b>               | <b>\$ 633,748,150</b>            | <b>100.00%</b>        | <b>\$ 475,954,186</b>            | <b>100.00%</b>        | <b>\$ 452,747,598</b>            | <b>100.00%</b>        |
| <b>Less:</b>                               |                                  |                       |                                  |                       |                                  |                       |
| Homestead Cap Adjustment                   | \$ 11,018,670                    |                       | \$ 1,502,750                     |                       | \$ 2,447,491                     |                       |
| Non-Homestead (23.231) Cap Adjustment      | -                                |                       | -                                |                       | -                                |                       |
| Productivity Loss                          | 359,750,830                      |                       | 258,437,696                      |                       | 250,965,268                      |                       |
| Exemptions                                 | <u>19,122,251 <sup>(5)</sup></u> |                       | <u>12,679,379 <sup>(6)</sup></u> |                       | <u>12,531,299 <sup>(6)</sup></u> |                       |
| Total Exemptions/Deductions <sup>(7)</sup> | <u>\$ 389,891,751</u>            |                       | <u>\$ 272,619,825</u>            |                       | <u>\$ 265,944,058</u>            |                       |
| <b>Net Taxable Assessed Valuation</b>      | <b>\$ 243,856,399</b>            |                       | <b>\$ 203,334,361</b>            |                       | <b>\$ 186,803,540</b>            |                       |

(1) Source: Certified values from the Palo Pinto and Erath County Appraisal Districts as of July 2025.

(2) Source: Comptroller of Public Accounts - Property Tax Division.

(3) The passage of a Texas constitutional amendment on November 4, 2025 increased the homestead exemption from \$100,000 to \$140,000.

(4) The passage of a Texas constitutional amendment on November 7, 2023 increased the homestead exemption from \$40,000 to \$100,000.

(5) The passage of a Texas constitutional amendment on May 7, 2022 increased the homestead exemption from \$25,000 to \$40,000.

(6) The passage of a Texas constitutional amendment on November 3, 2015 increased the homestead exemption from \$15,000 to \$25,000.

(7) Excludes values on which property taxes are frozen for persons 65 years of age or older and disabled taxpayers.



**PRINCIPAL REPAYMENT SCHEDULE**

| Fiscal Year<br>Ending 8/31 | Outstanding<br>Bonds    | Plus:<br>The<br>Bonds  | Total                   | Bonds<br>Unpaid<br>At Year End | Percent of<br>Principal<br>Retired |
|----------------------------|-------------------------|------------------------|-------------------------|--------------------------------|------------------------------------|
| 2026                       | \$ 305,000.00           | \$ -                   | \$ 305,000.00           | \$ 16,920,000.00               | 1.77%                              |
| 2027                       | 320,000.00              | 340,000.00             | 660,000.00              | 16,260,000.00                  | 5.60%                              |
| 2028                       | 335,000.00              | 100,000.00             | 435,000.00              | 15,825,000.00                  | 8.13%                              |
| 2029                       | 350,000.00              | 105,000.00             | 455,000.00              | 15,370,000.00                  | 10.77%                             |
| 2030                       | 360,000.00              | 115,000.00             | 475,000.00              | 14,895,000.00                  | 13.53%                             |
| 2031                       | 375,000.00              | 120,000.00             | 495,000.00              | 14,400,000.00                  | 16.40%                             |
| 2032                       | 390,000.00              | 130,000.00             | 520,000.00              | 13,880,000.00                  | 19.42%                             |
| 2033                       | 405,000.00              | 135,000.00             | 540,000.00              | 13,340,000.00                  | 22.55%                             |
| 2034                       | 420,000.00              | 140,000.00             | 560,000.00              | 12,780,000.00                  | 25.81%                             |
| 2035                       | 430,000.00              | 145,000.00             | 575,000.00              | 12,205,000.00                  | 29.14%                             |
| 2036                       | 445,000.00              | 155,000.00             | 600,000.00              | 11,605,000.00                  | 32.63%                             |
| 2037                       | 455,000.00              | 165,000.00             | 620,000.00              | 10,985,000.00                  | 36.23%                             |
| 2038                       | 470,000.00              | 170,000.00             | 640,000.00              | 10,345,000.00                  | 39.94%                             |
| 2039                       | 455,000.00              | 200,000.00             | 655,000.00              | 9,690,000.00                   | 43.74%                             |
| 2040                       | 465,000.00              | 210,000.00             | 675,000.00              | 9,015,000.00                   | 47.66%                             |
| 2041                       | 480,000.00              | 215,000.00             | 695,000.00              | 8,320,000.00                   | 51.70%                             |
| 2042                       | 495,000.00              | 225,000.00             | 720,000.00              | 7,600,000.00                   | 55.88%                             |
| 2043                       | 505,000.00              | 240,000.00             | 745,000.00              | 6,855,000.00                   | 60.20%                             |
| 2044                       | 525,000.00              | 245,000.00             | 770,000.00              | 6,085,000.00                   | 64.67%                             |
| 2045                       | 540,000.00              | 255,000.00             | 795,000.00              | 5,290,000.00                   | 69.29%                             |
| 2046                       | 555,000.00              | 265,000.00             | 820,000.00              | 4,470,000.00                   | 74.05%                             |
| 2047                       | 570,000.00              | 280,000.00             | 850,000.00              | 3,620,000.00                   | 78.98%                             |
| 2048                       | 590,000.00              | 290,000.00             | 880,000.00              | 2,740,000.00                   | 84.09%                             |
| 2049                       | 605,000.00              | 305,000.00             | 910,000.00              | 1,830,000.00                   | 89.38%                             |
| 2050                       | -                       | 895,000.00             | 895,000.00              | 935,000.00                     | 94.57%                             |
| 2051                       | -                       | 935,000.00             | 935,000.00              | -                              | 100.00%                            |
| Total                      | <u>\$ 10,845,000.00</u> | <u>\$ 6,380,000.00</u> | <u>\$ 17,225,000.00</u> |                                |                                    |

**DEBT SERVICE REQUIREMENTS**

| Fiscal Year<br>Ending 8/31 | Outstanding<br>Debt Service | Plus:<br>The Bonds <sup>(1)</sup> |                        |                         | Combined<br>Total <sup>(1) (2)</sup> |
|----------------------------|-----------------------------|-----------------------------------|------------------------|-------------------------|--------------------------------------|
|                            |                             | Principal                         | Interest               | Total                   |                                      |
| 2026                       | \$ 642,527.50               | \$ -                              | \$ 151,663.54          | \$ 151,663.54           | \$ 794,191.04                        |
| 2027                       | 642,802.50                  | 340,000.00                        | 271,237.50             | 611,237.50              | 1,254,040.00                         |
| 2028                       | 643,252.50                  | 100,000.00                        | 258,037.50             | 358,037.50              | 1,001,290.00                         |
| 2029                       | 643,802.50                  | 105,000.00                        | 251,887.50             | 356,887.50              | 1,000,690.00                         |
| 2030                       | 639,602.50                  | 115,000.00                        | 245,287.50             | 360,287.50              | 999,890.00                           |
| 2031                       | 639,902.50                  | 120,000.00                        | 238,237.50             | 358,237.50              | 998,140.00                           |
| 2032                       | 639,602.50                  | 130,000.00                        | 230,737.50             | 360,737.50              | 1,000,340.00                         |
| 2033                       | 640,952.50                  | 135,000.00                        | 223,462.50             | 358,462.50              | 999,415.00                           |
| 2034                       | 644,002.50                  | 140,000.00                        | 216,587.50             | 356,587.50              | 1,000,590.00                         |
| 2035                       | 641,652.50                  | 145,000.00                        | 209,462.50             | 354,462.50              | 996,115.00                           |
| 2036                       | 643,952.50                  | 155,000.00                        | 201,962.50             | 356,962.50              | 1,000,915.00                         |
| 2037                       | 640,852.50                  | 165,000.00                        | 194,787.50             | 359,787.50              | 1,000,640.00                         |
| 2038                       | 642,352.50                  | 170,000.00                        | 188,087.50             | 358,087.50              | 1,000,440.00                         |
| 2039                       | 615,725.00                  | 200,000.00                        | 180,687.50             | 380,687.50              | 996,412.50                           |
| 2040                       | 615,948.75                  | 210,000.00                        | 172,487.50             | 382,487.50              | 998,436.25                           |
| 2041                       | 618,750.00                  | 215,000.00                        | 163,987.50             | 378,987.50              | 997,737.50                           |
| 2042                       | 619,125.00                  | 225,000.00                        | 155,187.50             | 380,187.50              | 999,312.50                           |
| 2043                       | 614,125.00                  | 240,000.00                        | 145,887.50             | 385,887.50              | 1,000,012.50                         |
| 2044                       | 618,675.00                  | 245,000.00                        | 136,187.50             | 381,187.50              | 999,862.50                           |
| 2045                       | 617,700.00                  | 255,000.00                        | 126,187.50             | 381,187.50              | 998,887.50                           |
| 2046                       | 616,275.00                  | 265,000.00                        | 115,787.50             | 380,787.50              | 997,062.50                           |
| 2047                       | 614,400.00                  | 280,000.00                        | 104,887.50             | 384,887.50              | 999,287.50                           |
| 2048                       | 617,000.00                  | 290,000.00                        | 93,487.50              | 383,487.50              | 1,000,487.50                         |
| 2049                       | 614,075.00                  | 305,000.00                        | 81,587.50              | 386,587.50              | 1,000,662.50                         |
| 2050                       | -                           | 895,000.00                        | 57,028.13              | 952,028.13              | 952,028.13                           |
| 2051                       | -                           | 935,000.00                        | 19,284.38              | 954,284.38              | 954,284.38                           |
|                            | <u>\$ 15,127,056.25</u>     | <u>\$ 6,380,000.00</u>            | <u>\$ 4,434,113.55</u> | <u>\$ 10,814,113.55</u> | <u>\$ 25,941,169.80</u>              |

(1) Includes accrued interest in the amount of \$13,290.10.

(2) Based on it's wealth per student, the District does not expect to receive state financial assistance for the payment of debt service for the fiscal year 2025/26. The amount of state financial assistance for debt service, if any, may differ substantially each year depending on a variety of factors, including the amount, if any, appropriated for that purpose by the state legislature and a school district's wealth per student. See "CURRENT PUBLIC SCHOOL FINANCE SYSTEM" in this Official Statement.

**TAX ADEQUACY WITH RESPECT TO THE DISTRICT'S BONDS**

|  |                        |
|--|------------------------|
| Projected Maximum Debt Service Requirement <sup>(1)</sup>  | \$ 1,254,040.00        |
| Projected State Financial Assistance for Hold Harmless of Increased Homestead Exemption <sup>(2)</sup> | 45,000.00              |
| Projected Net Debt Service Requirement   | <u>\$ 1,209,040.00</u> |
| <br>\$0.44131 Tax Rate @ 98% Collections Produces  | <br>\$ 1,209,040.00    |
| <br>2025/26 Certified Net Taxable Valuation <sup>(3)</sup>   | <br>\$ 279,558,835     |

(1) Includes the Bonds.

(2) The amount of state financial assistance for debt service, if any, may differ substantially each year depending on a variety of factors, including the amount, if any, appropriated for that purpose by the state legislature and a school district's wealth per student. The District will not receive any Instructional Facilities Allotment nor Existing Debt Allotment state aid in 2025/26, and will not receive any additional state aid for the increase in the homestead exemption which took effect in 2015/16, 2022/23, 2023/24 and 2025/26.

(3) Source: Certified values from the Palo Pinto and Erath County Appraisal Districts as of July 2025. The passage of a Texas constitutional amendment on November 4, 2025 increased the homestead exemption from \$100,000 to \$140,000.

**AUTHORIZED BUT UNISSUED BONDS**

Following the issuance of the Bonds, the District will have no authorized but unissued ad valorem tax bonds from the November 4, 2025 election. The District may incur other financial obligations payable from its collection of taxes and other sources of revenue, including public property finance contractual obligations, delinquent tax notes, and leases for various purposes payable from State appropriations and surplus maintenance taxes.

**COMPARATIVE STATEMENT OF GENERAL FUND REVENUES AND EXPENDITURES <sup>(1)</sup>**

|  | Fiscal Year Ended August 31 |                     |                     |                     |                     |
|--|-----------------------------|---------------------|---------------------|---------------------|---------------------|
|  | 2021                        | 2022                | 2023                | 2024                | 2025                |
| <b>Beginning Fund Balance</b>  | <b>\$ 1,359,605</b>         | <b>\$ 1,598,983</b> | <b>\$ 1,483,240</b> | <b>\$ 1,347,627</b> | <b>\$ 1,575,778</b> |
| <b>Revenues:</b>   |                             |                     |                     |                     |                     |
| Local and Intermediate Sources   | \$ 1,774,822                | \$ 1,755,797        | \$ 2,161,366        | \$ 2,192,155        | \$ 1,720,684        |
| State Sources  | 1,003,122                   | 1,435,684           | 1,158,373           | 1,651,356           | 1,650,232           |
| Federal Sources & Other  | 499                         | -                   | -                   | -                   | -                   |
| <b>Total Revenues</b>  | <b>\$ 2,778,443</b>         | <b>\$ 3,191,481</b> | <b>\$ 3,319,739</b> | <b>\$ 3,843,511</b> | <b>\$ 3,370,916</b> |
| <b>Expenditures:</b>   |                             |                     |                     |                     |                     |
| Instruction  | \$ 1,253,593                | \$ 1,404,104        | \$ 1,374,992        | \$ 1,573,593        | \$ 1,803,361        |
| Instructional Resources & Media Services   | -                           | 1,175               | 290                 | -                   | 2,158               |
| Curriculum & Instructional Staff Development   | 5,834                       | 2,384               | 6,013               | 804                 | 459                 |
| School Leadership  | 135,365                     | 166,192             | 184,389             | 132,765             | 135,544             |
| Guidance, Counseling & Evaluation Services   | 39,959                      | 21,714              | 99,830              | 93,995              | 106,161             |
| Health Services  | 673                         | 3,266               | 4,292               | 33,638              | 34,636              |
| Student (Pupil) Transportation   | 346,647                     | 158,424             | 180,967             | 113,540             | 83,439              |
| Cocurricular/Extracurricular Activities  | 181,724                     | 226,503             | 291,102             | 316,160             | 324,625             |
| General Administration   | 310,817                     | 361,138             | 381,536             | 466,364             | 354,021             |
| Plant Maintenance and Operations   | 351,686                     | 393,232             | 451,943             | 452,537             | 529,404             |
| Security and Monitoring Services   | 4,370                       | 41,994              | 18,639              | 28,981              | 25,254              |
| Data Processing Services   | 61,658                      | 94,851              | 91,366              | 96,258              | 104,887             |
| Debt Service - Principal on Long Term Debt   | 56,823                      | 53,186              | 103,803             | 77,228              | 57,270              |
| Debt Service - Interest on Long Term Debt  | 1,945                       | 5,582               | 8,435               | 3,275               | 1,499               |
| Facilities Acquisition and Construction  | -                           | 299,598             | 162,799             | 108,922             | -                   |
| Payments to Fiscal Agent/Member Districts of SSA   | 31,696                      | 35,311              | 52,966              | 63,559              | 95,339              |
| Other Intergovernmental Charges  | 37,256                      | 39,305              | 43,590              | 53,111              | 53,414              |
| <b>Total Expenditures</b>  | <b>\$ 2,820,046</b>         | <b>\$ 3,307,959</b> | <b>\$ 3,456,952</b> | <b>\$ 3,614,730</b> | <b>\$ 3,711,471</b> |
| Excess (Deficiency) of Revenues<br>over Expenditures                                     | \$ (41,603)                 | \$ (116,478)        | \$ (137,213)        | \$ 228,781          | \$ (340,555)        |
| <b>Other Resources and (Uses):</b>   |                             |                     |                     |                     |                     |
| Non-Current Loans  | \$ 277,754                  | \$ -                | \$ -                | \$ -                | \$ -                |
| Sale of Real and Personal Property   | 3,227                       | 735                 | 1,600               | -                   | -                   |
| Transfers Out  | -                           | -                   | -                   | (630)               | (20,684)            |
| Extraordinary Item - Resource  | -                           | -                   | -                   | -                   | 402,664             |
| Extraordinary Item - (Use)   | -                           | -                   | -                   | -                   | (402,664)           |
| <b>Total Other Resources (Uses)</b>  | <b>\$ 280,981</b>           | <b>\$ 735</b>       | <b>\$ 1,600</b>     | <b>\$ (630)</b>     | <b>\$ (20,684)</b>  |
| Excess (Deficiency) of<br>Revenues and Other Sources<br>over Expenditures and Other Uses | \$ 239,378                  | \$ (115,743)        | \$ (135,613)        | \$ 228,151          | \$ (361,239)        |
| <b>Ending Fund Balance <sup>(2)</sup></b>  | <b>\$ 1,598,983</b>         | <b>\$ 1,483,240</b> | <b>\$ 1,347,627</b> | <b>\$ 1,575,778</b> | <b>\$ 1,214,539</b> |

(1) See "MANAGEMENT'S DISCUSSION AND ANALYSIS - Economic Factors and Next Year's Budget and Rates" in Appendix D hereto for a discussion of the 2025/26 budget and "CURRENT PUBLIC SCHOOL FINANCE SYSTEM - Possible Effects of Wealth Transfer Provisions on the District's Financial Condition" in this Official Statement.

**CHANGE IN NET ASSETS <sup>(1)</sup>**

|  | Fiscal Year Ended August 31     |                     |                     |                     |                                    |
|--|---------------------------------|---------------------|---------------------|---------------------|------------------------------------|
|  | 2021                            | 2022                | 2023                | 2024                | 2025                               |
| <b>Revenues:</b>                           |                                 |                     |                     |                     |                                    |
| <b>Program Revenues:</b>                   |                                 |                     |                     |                     |                                    |
| Charges for Services                       | \$ 94,795                       | \$ 74,443           | \$ 108,059          | \$ 157,960          | \$ 131,449                         |
| Operating Grants and Contributions         | 519,483                         | 596,382             | 745,412             | 608,307             | 399,717                            |
| Capital Grants and Contributions           | -                               | -                   | -                   | -                   | 33,184                             |
| <b>General Revenues:</b>                   |                                 |                     |                     |                     |                                    |
| Property Taxes Levied for General Purposes | 1,706,354                       | 1,700,102           | 1,920,294           | 1,793,564           | 1,657,504                          |
| Property Taxes Levied for Debt Service     | -                               | -                   | 749,216             | 762,233             | 811,161                            |
| State Aid - Formula Grants                 | 883,568                         | 1,305,760           | 1,011,587           | 1,531,254           | 1,520,188                          |
| Investment Earnings                        | 17,827                          | 15,901              | 163,117             | 358,730             | 150,146                            |
| Miscellaneous                              | 46,992                          | 6,234               | 10,327              | 5,749               | 30,873                             |
| Extraordinary Item - Resource              | -                               | -                   | -                   | -                   | 402,664                            |
| Extraordinary Item - (Use)                 | -                               | -                   | -                   | -                   | (380,282)                          |
| <b>Total Revenue</b>                       | <b>\$ 3,269,019</b>             | <b>\$ 3,698,822</b> | <b>\$ 4,708,012</b> | <b>\$ 5,217,797</b> | <b>\$ 4,756,604</b>                |
| <b>Expenses:</b>                           |                                 |                     |                     |                     |                                    |
| Instruction                                | \$ 1,445,892                    | \$ 1,482,185        | \$ 1,513,742        | \$ 1,710,963        | \$ 1,978,170                       |
| Instruction Resources & Media Services     | -                               | 1,175               | 290                 | -                   | 2,158                              |
| Curriculum & Staff Development             | 5,834                           | 28,034              | 39,607              | 14,352              | 10,481                             |
| School Leadership                          | 161,833                         | 188,788             | 203,183             | 162,765             | 195,882                            |
| Guidance, Counseling & Evaluation Services | 42,137                          | 19,935              | 99,041              | 97,197              | 110,719                            |
| Health Services                            | 673                             | 3,259               | 4,280               | 33,111              | 60,874                             |
| Student Transportation                     | 84,051                          | 115,941             | 176,492             | 170,060             | 142,042                            |
| Food Service                               | 166,883                         | 178,724             | 182,432             | 192,772             | 183,952                            |
| Cocurricular/Extracurricular Activities    | 207,788                         | 226,851             | 317,056             | 441,930             | 380,858                            |
| General Administration                     | 321,447                         | 351,179             | 385,718             | 479,555             | 373,894                            |
| Plant Maintenance & Operations             | 366,083                         | 329,130             | 418,476             | 462,232             | 574,822                            |
| Security and Monitoring Services           | 4,370                           | 5,676               | 24,955              | 25,185              | 28,478                             |
| Data Processing Services                   | 87,379                          | 91,308              | 105,044             | 99,041              | 112,420                            |
| Interest on Long-term Debt                 | 4,730                           | 142,986             | 277,449             | 348,960             | 319,154                            |
| Bond Issuance Costs and Fees               | -                               | 225,161             | 74,442              | 750                 | 1,500                              |
| Payments for Shared Service Arrangements   | 31,696                          | 35,311              | 52,966              | 63,559              | 95,339                             |
| Other Intergovernmental Charges            | 37,256                          | 39,305              | 43,590              | 53,111              | 53,414                             |
| <b>Total Expenditures</b>                  | <b>\$ 2,968,052</b>             | <b>\$ 3,464,948</b> | <b>\$ 3,918,763</b> | <b>\$ 4,355,543</b> | <b>\$ 4,624,157</b>                |
| <b>Change in Net Assets</b>                | <b>\$ 300,967</b>               | <b>\$ 233,874</b>   | <b>\$ 789,249</b>   | <b>\$ 862,254</b>   | <b>\$ 132,447</b>                  |
| <b>Beginning Net Assets</b>                | <b>\$ 1,659,199</b>             | <b>\$ 1,978,333</b> | <b>\$ 2,212,207</b> | <b>\$ 3,001,456</b> | <b>\$ 3,863,710</b>                |
| <b>Prior Period Adjustment</b>             | <b>\$ 18,167 <sup>(2)</sup></b> | <b>\$ -</b>         | <b>\$ -</b>         | <b>\$ -</b>         | <b>\$ (160,682) <sup>(3)</sup></b> |
| <b>Ending Net Assets</b>                   | <b>\$ 1,978,333</b>             | <b>\$ 2,212,207</b> | <b>\$ 3,001,456</b> | <b>\$ 3,863,710</b> | <b>\$ 3,835,475</b>                |

(1) The foregoing information represents government-wide financial information provided in accordance with GASB 34, which the District adopted in the 2002 fiscal year.

(2) The 2021 prior period adjustment was the result of the District implementing GASB Statement No. 84 for Fiduciary Activities.

(3) The 2025 prior period adjustment was the result of the District implementing GASB Statement No. 101 for Compensated Absences.

## **APPENDIX B**

### **GENERAL INFORMATION REGARDING THE DISTRICT AND ITS ECONOMY**

(this page intentionally left blank)

## GORDON INDEPENDENT SCHOOL DISTRICT

### General and Economic Information

Gordon Independent School District (the "District") is a ranching, minerals, and residential area. Interstate 20 runs through the District, which is located in Palo Pinto and Erath counties. The District includes the Cities of Gordon and Mingus. The District's current estimated population is 1,306.

Palo Pinto County (the "County") is a north Texas county created in 1856 from Bosque and Navarro Counties. The county is traversed by the Brazos River, which connects to Possum Kingdom Lake and Lake Palo Pinto. The county seat is Palo Pinto.

Source: Texas Municipal Report for Gordon ISD and Palo Pinto County

### Enrollment Statistics

| <u>Year Ending 8/31</u> | <u>Enrollment</u> |
|-------------------------|-------------------|
| 2014                    | 204               |
| 2015                    | 201               |
| 2016                    | 191               |
| 2017                    | 203               |
| 2018                    | 181               |
| 2019                    | 187               |
| 2020                    | 215               |
| 2021                    | 220               |
| 2022                    | 249               |
| 2023                    | 239               |
| 2024                    | 233               |
| 2025                    | 227               |
| Current                 | 240               |

### District Staff

|                               |           |
|-------------------------------|-----------|
| Teachers                      | 22        |
| Auxiliary Personnel           | 7         |
| Teachers' Aides & Secretaries | 4         |
| Administrators                | 6         |
| Other Professional Staff      | 3         |
| Total                         | <u>42</u> |

### Facilities

| <u>Campus</u> | <u>Grades</u> | <u>Current Enrollment</u> | <u>Capacity</u> | <u>Year Built</u> | <u>Year of Addition/Renovation</u> |
|---------------|---------------|---------------------------|-----------------|-------------------|------------------------------------|
| Gordon School | PK-12         | 240                       | 230             | 1967              | 1980 and 1992<br>2024 and 2025     |

### Principal Employers within the District

| <u>Name of Company</u> | <u>Type of Business</u>   | <u>Number of Employees</u> |
|------------------------|---------------------------|----------------------------|
| Colt MidStream         | Oil and Natural Gas Plant | 100                        |
| Gordon ISD             | Public Education          | 42                         |

### Unemployment Rates

|                   | <u>September 2023</u> | <u>September 2024</u> | <u>September 2025</u> |
|-------------------|-----------------------|-----------------------|-----------------------|
| Palo Pinto County | 4.0%                  | 4.0%                  | 4.2%                  |
| State of Texas    | 4.0%                  | 4.1%                  | 4.4%                  |

Source: Texas Workforce Commission

(this page intentionally left blank)



**APPENDIX C**

**FORM OF LEGAL OPINION OF BOND COUNSEL**

(this page intentionally left blank)

**Proposed Form of Opinion of Bond Counsel**

*An opinion in substantially the following form will be delivered by  
McCall, Parkhurst & Horton L.L.P., Bond Counsel, upon the delivery of the Bonds,  
assuming no material changes in facts or law.*

**GORDON INDEPENDENT SCHOOL DISTRICT  
UNLIMITED TAX SCHOOL BUILDING BONDS, SERIES 2026  
IN THE AGGREGATE PRINCIPAL AMOUNT OF \$6,380,000**

---

AS BOND COUNSEL FOR THE ISSUER (the “Issuer”) of the Bonds described above (the “Bonds”), we have examined into the legality and validity of the Bonds, which are payable, bear interest and are subject to further provisions, all in accordance with the terms and conditions stated in the text of the Bonds.

WE HAVE EXAMINED the Constitution and laws of the State of Texas, certified copies of the proceedings of the Issuer and other documents authorizing and relating to the issuance of said Bonds, including one of the executed Bonds (Bond Number TR-1).

BASED ON SAID EXAMINATION, IT IS OUR OPINION that said Bonds have been authorized, issued and duly delivered in accordance with law; and that except as may be limited by governmental immunity, bankruptcy, insolvency, reorganization, moratorium liquidation and other similar laws now or hereafter enacted relating to creditor's rights generally or by principles of equity which permit the exercise of judicial discretion, the Bonds constitute valid and legally binding obligations of the Issuer; and that ad valorem taxes sufficient to provide for the payment of the interest on and principal of said Bonds have been levied and pledged for such purpose, without legal limit as to rate or amount.

IT IS FURTHER OUR OPINION, except as discussed below, that the interest on the Bonds is excludable from the gross income of the owners thereof for federal income tax purposes under the statutes, regulations, published rulings and court decisions existing on the date of this opinion. We are further of the opinion that the Bonds are not “specified private activity bonds” and that, accordingly, interest on the Bonds will not be included as an individual alternative minimum tax preference item under section 57(a)(5) of the Internal Revenue Code of 1986 (the “Code”). In expressing the aforementioned opinions, we have relied on, and assume compliance by the Issuer with, certain covenants regarding the use and investment of the proceeds of the Bonds and the use of the property financed therewith, and the certificate with respect to arbitrage by the Commissioner of Education regarding the allocation and investment of certain investments in the Permanent School Fund. We call your attention to the fact that if such representations are determined to be inaccurate or upon failure by the Issuer to comply with such covenants, interest on the Bonds may become includable in gross income retroactively to the date of issuance of the Bonds.

EXCEPT AS STATED ABOVE, we express no opinion as to any other federal, state or local tax consequences of acquiring, carrying, owning or disposing of the Bonds, including the amount, accrual or receipt of interest on, the Bonds. Owners of the Bonds should consult their tax advisors regarding the applicability of any collateral tax consequences of owning the Bonds.



WE CALL YOUR ATTENTION TO THE FACT that the interest on tax-exempt obligations, such as the Bonds, may be includable in a corporation's adjusted financial statement income for purposes of determining the alternative minimum tax imposed on certain corporations by section 55 of the Code.

WE EXPRESS NO OPINION as to any insurance policies issued with respect to the payments due for the principal of and interest on the Bonds, nor as to any such insurance policies issued in the future.

OUR SOLE ENGAGEMENT in connection with the issuance of the Bonds is as Bond Counsel for the Issuer, and, in that capacity, we have been engaged by the Issuer for the sole purpose of rendering an opinion with respect to the legality and validity of the Bonds under the Constitution and laws of the State of Texas, and with respect to the exclusion from gross income of the interest on the Bonds for federal income tax purposes, and for no other reason or purpose. The foregoing opinions represent our legal judgment based upon a review of existing legal authorities that we deem relevant to render such opinions and are not a guarantee of a result. We have not been requested to investigate or verify, and have not independently investigated or verified any records, data, or other material relating to the financial condition or capabilities of the Issuer, or the disclosure thereof in connection with the sale of the Bonds, and have not assumed any responsibility with respect thereto. We express no opinion and make no comment with respect to the marketability of the Bonds and have relied solely on certificates executed by officials of the Issuer as to the current outstanding indebtedness of, and assessed valuation of taxable property within the Issuer. Our role in connection with the Issuer's Official Statement prepared for use in connection with the sale of the Bonds has been limited as described therein.

OUR OPINIONS ARE BASED ON EXISTING LAW, which is subject to change. Such opinions are further based on our knowledge of facts as of the date hereof. We assume no duty to update or supplement our opinions to reflect any facts or circumstances that may thereafter come to our attention or to reflect any changes in any law that may thereafter occur or become effective. Moreover, our opinions are not a guarantee of a result and are not binding on the Internal Revenue Service (the "Service"). Rather, our opinions represent our legal judgment based upon our review of existing law and in reliance upon the representations and covenants referenced above that we deem relevant to such opinions. The Service has an ongoing audit program to determine compliance with rules that relate to whether interest on state or local obligations is includable in gross income for federal income tax purposes. No assurance can be given as to whether or not the Service will commence an audit of the Bonds. If an audit is commenced, in accordance with its current published procedures the Service is likely to treat the Issuer as the taxpayer. We observe that the Issuer has covenanted not to take any action, or omit to take any action within its control, that if taken or omitted, respectively, might result in the treatment of interest on the Bonds as includable in gross income for federal income tax purposes.

Respectfully,

**APPENDIX D**

**AUDITED FINANCIAL REPORT  
FISCAL YEAR ENDED AUGUST 31, 2025**

(this page intentionally left blank)

GORDON INDEPENDENT SCHOOL DISTRICT

*ANNUAL FINANCIAL AND COMPLIANCE REPORT*

*FOR THE YEAR ENDED AUGUST 31, 2025*

**GORDON INDEPENDENT SCHOOL DISTRICT**  
**ANNUAL FINANCIAL AND COMPLIANCE REPORT**  
**FOR THE YEAR ENDED AUGUST 31, 2025**

TABLE OF CONTENTS

|   | <u>Page</u> | <u>Exhibit</u> |
|---|-------------|----------------|
| Certificate of Board .....  | 1           |                |
| Independent Auditor's Report .....  | 2           |                |
| Management's Discussion and Analysis .....  | 4           |                |
| <br><u>Basic Financial Statements:</u>  |             |                |
| Government-Wide Financial Statements:   |             |                |
| Statement of Net Position .....   | 10          | A-1            |
| Statement of Activities .....   | 11          | B-1            |
| Governmental Fund Financial Statements:   |             |                |
| Balance Sheet-Governmental Funds .....  | 12          | C-1            |
| Reconciliation of the Governmental Funds Balance Sheet to the                       |             |                |
| Statement of Net Position .....   | 14          | C-2            |
| Statement of Revenues, Expenditures, and Changes in                                 |             |                |
| Fund Balance-Governmental Funds .....   | 15          | C-3            |
| Reconciliation of the Governmental Funds Statement of Revenues,                     |             |                |
| Expenditures, and Changes in Fund Balances to the Statement                         |             |                |
| of Activities .....   | 17          | C-4            |
| Fiduciary Fund Financial Statements:  |             |                |
| Statement of Fiduciary Net Position-Fiduciary Funds .....                           | 18          | E-1            |
| Statement of Changes in Fiduciary Fund Net Position - Fiduciary Funds .....         | 19          | E-2            |
| Notes to the Financial Statements .....   | 20          |                |
| <br><u>Required Supplementary Information:</u>                                      |             |                |
| Budgetary Comparison Schedule-General Fund .....                                    | 43          | G-1            |
| Schedule of District's Proportionate Share of the Net Pension Liability (TRS) ..... | 44          | G-2            |
| Schedule of District Pension Contributions to TRS .....                             | 45          | G-3            |
| Schedule of District's Proportionate Share of the Net OPEB Liability (TRS) .....    | 46          | G-4            |
| Schedule of District OPEB Contributions to TRS .....                                | 47          | G-5            |
| Notes to Required Supplementary Information .....                                   | 48          |                |
| <br><u>Combining Schedules:</u>   |             |                |
| Combining Balance Sheet-Nonmajor Governmental Funds .....                           | 50          | H-1            |
| Combining Statement of Revenues, Expenditures, and Changes in Fund                  |             |                |
| Balances-Nonmajor Governmental Funds .....  | 52          | H-2            |
| <br><u>Required TEA Schedules:</u>  |             |                |
| Schedule of Delinquent Taxes Receivable .....                                       | 55          | J-1            |
| Budgetary Comparison Schedule-Child Nutrition Program .....                         | 57          | J-2            |
| Budgetary Comparison Schedule - Debt Service Fund .....                             | 58          | J-3            |
| State Compensatory Education and Bilingual Education Program Expenditures .....     | 59          | J-4            |
| <br><u>Overall Compliance and Internal Controls Section:</u>                        |             |                |
| Report on Internal Control Over Financial Reporting and on Compliance               |             |                |
| and Other Matters Based on an Audit of Financial Statements Performed               |             |                |
| in Accordance with <i>Government Auditing Standards</i> .....                       | 61          |                |
| Summary Schedule of Prior Audit Findings .....                                      | 62          |                |
| Schedule of Findings and Responses .....  | 63          |                |
| Corrective Action Plan .....  | 64          |                |



*CERTIFICATE OF BOARD*

Gordon Independent School District  
Name of School District

Palo Pinto  
County

182-901  
Co.-Dist. Number

We, the undersigned, certify that the attached auditor's reports of the above named school district were reviewed and \_\_\_ approved

- \_\_\_ disapproved for the year ended August 31, 2025, at a meeting of the board of school trustees of such school district on the

29 day of September, 2025.

  
\_\_\_\_\_  
Signature of Board Secretary

  
\_\_\_\_\_  
Signature of Board President

If the auditor's reports were checked above as disapproved, the reason(s) therefore is/are (attach list if necessary):

This page left intentionally blank.

## INDEPENDENT AUDITOR'S REPORT

Board of Trustees  
Gordon Independent School District  
P.O. Box 47  
Gordon, Texas 76453

### Report on the Audit of the Financial Statements

#### *Opinions*

I have audited the accompanying financial statements of the governmental activities, each major fund, and the aggregate remaining fund information for Gordon Independent School District (the "District") as of and for the year ended August 31, 2025, and the related notes to the financial statements, which collectively comprise the District's basic financial statements as listed in the table of contents.

In my opinion, the financial statements referred to above present fairly, in all material respects, the respective financial position of the governmental activities, each major fund, and the aggregate remaining fund information of the District as of August 31, 2025, and the respective changes in financial position and, where applicable, cash flows thereof for the year then ended in accordance with account principles generally accepted in the United States of America.

#### *Basis for Opinions*

I conducted my audit in accordance with auditing standards generally accepted in the United States of America (GAAS) and the standards applicable to financial audits contained in *Government Auditing Standards*, issued by the Comptroller General of the United States. My responsibilities under those standards are further described in the Auditor's Responsibilities for the Audit of Financial Statements section of my report. I am required to be independent of the District and to meet my other ethical responsibilities, in accordance with the relevant ethical requirements related to my audit. I believe that the audit evidence I have obtained is sufficient and appropriate to provide a basis for my audit opinions.

#### *Change in Accounting Principle*

As discussed in Note V to the financial statements, the District adopted new accounting guidance, GASBS No. 101, *Compensated Absences*. My opinions are not modified with respect to this matter.

#### *Responsibility of Management for the Financial Statements*

Management is responsible for the preparation and fair presentation of these financial statements in accordance with accounting principles generally accepted in the United States of America, and for the design, implementation, and maintenance of internal control relevant to the preparation and fair presentation of financial statements that are free from material misstatement, whether due to fraud or error.

In preparing the financial statements, management is required to evaluate whether there are conditions or events, considered in the aggregate, that raise substantial doubt about the District's ability to continue as a going concern for twelve months beyond the financial statement due date, including any currently known information that may raise substantial doubt shortly thereafter.

#### *Auditor's Responsibilities for the Audit of the Financial Statements*

My objectives are to obtain reasonable assurance about whether the financial statements as a whole are free from material misstatement, whether due to fraud or error, and to issue an auditor's report that includes my opinions. Reasonable assurance is a high level of assurance but is not absolute assurance and therefore is not a guarantee that an audit with conducted in accordance with GAAS and *Government Auditing Standards* will always detect a material misstatement when it exists. The risk of not detecting a material misstatement resulting from fraud is higher than for one resulting from error, as fraud may involve collusion, forgery, intentional omissions, misrepresentations, or the override of internal control. Misstatements are considered material if there is a substantial likelihood that, individually or in the aggregate, they would influence the judgment made by a reasonable user based on the financial statements.

In performing an audit in accordance with GAAS and *Government Auditing Standards*, I:

- Exercise professional judgment and maintain professional skepticism throughout the audit.

- Identify and assess the risks of material misstatement of the financial statements, whether due to fraud or error and design and perform audit procedures responsive to those risks. Such procedures include examining, on a test basis, evidence regarding the amounts and disclosures in the financial statements.
- Obtain an understanding of internal control relevant to the audit in order to design audit procedures that are appropriate in the circumstances, but not for the purpose of expressing an opinion on the effectiveness of the District's internal control. Accordingly, no such opinion is expressed.
- Evaluate the appropriateness of accounting policies used and the reasonableness of significant accounting estimates made by management, as well as evaluate the overall presentation of the financial statements.
- Conclude whether, in my judgment, there are conditions or events, considered in the aggregate, that raise substantial doubt about the District's ability to continue as a going concern for a reasonable period of time.

I am required to communicate with those charged with governance regarding, among other matters, the planned scope and timing of the audit, significant audit findings, and certain internal control-related matters that I identify during the audit.

#### ***Required Supplementary Information***

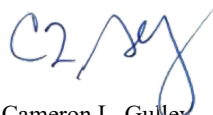
Accounting principles generally accepted in the United States of America require that the management's discussion and analysis and required supplementary information, as listed in the table of contents, be presented to supplement the basic financial statements. Such information, although not a part of the basic financial statements, is required by the Governmental Accounting Standards Board, who considers it to be an essential part of financial reporting for placing the basic financial statements in an appropriate operational, economic, or historical context. I have applied certain limited procedure to the required supplementary information in accordance with GAAS, which consisted of inquiries of management about the methods of preparing the information and comparing the information for consistency with management's responses to my inquiries, the basic financial statements, and other knowledge I obtained during my audit of the basic financial statements. I do not express an opinion or provide any assurance on the information because the limited procedures do not provide me with sufficient evidence to express an opinion or provide any assurance.

#### ***Supplementary Information***

My audit was made for the purpose of forming an opinion on the financial statements that collectively comprise the District's basic financial statements. The combining statements and the required TEA schedules listed in the table of contents are presented for purposes of additional analysis and are not a required part of the basic financial statements. Such information is the responsibility of management and was derived from and relate directly to the underlying accounting and other records used to prepare the basic financial statements. The information has been subjected to the auditing procedures applied in the audit of the basic financial statements and certain additional procedures, including comparing and reconciling such information directly to the underlying accounting and other records used to prepare the basic financial statements or to the basic financial statements themselves, and other additional procedures in accordance with GAAS. In my opinion, the combining statements and the required TEA schedules listed in the table of contents are fairly stated, in all material respects, in relation to the basic financial statements as a whole.

#### ***Other Reporting Required by Government Auditing Standards***

In accordance with *Government Auditing Standards*, I have also issued my report dated September 29, 2025, on my consideration of the District's internal control over financial reporting and on my tests of its compliance with certain provisions of laws, regulations, contracts and grant agreements and other matters. The purpose of that report is solely to describe the scope of my testing of internal control over financial reporting and compliance and the results of that testing, and not to provide an opinion on the effectiveness of internal control over financial reporting or on compliance. That report is an integral part of an audit performed in accordance with *Government Auditing Standards* in considering the District's internal control over financial reporting and compliance.



Cameron L. Gulley  
Certified Public Accountant  
Eastland, Texas

September 29, 2025

# Gordon Independent School District

Board President  
Kathy Culbertson

P.O. Box 47  
254-693-5582  
Gordon, TX 76453

Superintendent  
Holly Campbell

Board Secretary  
Jim Kostiha

Principal  
Jennifer Salinas

## MANAGEMENT'S DISCUSSION AND ANALYSIS

In this section of the Annual Financial and Compliance Report, we, the managers of Gordon Independent School District, discuss and analyze the District's financial performance for the fiscal year ended August 31, 2025. Please read it in conjunction with the independent auditor's report on page 2 and the District's Basic Financial Statements which begin on page 10.

### USING THIS ANNUAL REPORT

This annual report consists of a series of financial statements. The government-wide financial statements include the Statement of Net Position and the Statement of Activities (on pages 10 - 11). These provide information about the activities of the District as a whole and present a longer-term view of the District's property and debt obligations and other financial matters. They reflect the flow of total economic resources in a manner similar to the financial reports of a business enterprise.

Fund financial statements (starting on page 12) report the District's operations in more detail than the government-wide statements by providing information about the District's most significant funds. For governmental activities, these statements tell how services were financed in the short term as well as what resources remain for future spending. They reflect the flow of current financial resources and supply the basis for tax levies and the appropriations budget. For proprietary activities, fund financial statements tell how goods or services of the District were sold to departments within the District or to external customers and how the sales revenues covered the expenses of the goods or services. The remaining statements, fiduciary statements, provide financial information about activities for which the District acts solely as a trustee or agent for the benefit of those outside of the District.

The notes to the financial statements (starting on page 20) provide narrative explanations or additional data needed for full disclosure in the government-wide statements or the fund financial statements.

The combining statements for nonmajor funds contain even more information about the District's individual funds. These are not required by TEA. The sections labeled TEA Required Schedules and Federal Awards Section contain data used by monitoring or regulatory agencies for assurance that the District is using funds supplied in compliance with the terms of grants.

### Reporting the District as a Whole

#### *The Statement of Net Position and the Statement of Activities*

The analysis of the District's overall financial condition and operations begins on page 5. Its primary purpose is to show whether the District is better off or worse off as a result of the year's activities. The Statement of Net Position includes all the District's assets and liabilities at the end of the year while the Statement of Activities includes all the revenues and expenses generated by the District's operations during the year. These apply the accrual basis of accounting which is the basis used by private sector companies.

All of the current year's revenues and expenses are taken into account regardless of when cash is received or paid. The District's revenues are divided into those provided by outside parties who share the costs of some programs, such as grants provided by the U.S. Department of Education to assist children with disabilities or from disadvantaged backgrounds (program revenues), and revenues provided by the taxpayers or by TEA in equalization funding processes (general revenues). All the District's assets are reported whether they serve the current year or future years. Liabilities are considered regardless of whether they must be paid in the current or future years.

These two statements report the District's net position and changes in them. The District's net position (the difference between assets and liabilities) provide one measure of the District's financial health, or financial position. Over time, increases or decreases in the District's net position are one indicator of whether its financial health is improving or deteriorating. To fully assess the overall health of the District, however, you should consider nonfinancial factors as well, such as changes in the District's average daily attendance or its property tax base and the condition of the District's facilities.

In the Statement of Net Position and the Statement of Activities, we divide the District into one activity:

Governmental activities - All of the District's basic services are reported here, including the instruction, counseling, co-curricular activities, transportation, maintenance, community services, and general administration. Property taxes, tuition, fees, and state and federal grants finance most of these services.

## **Reporting the District's Most Significant Funds**

### ***Fund Financial Statements***

The fund financial statements begin on page 12 and provide detailed information about the most significant funds - not the District as a whole. Laws and contracts require the District to establish some funds, such as grants received under the No Child Left Behind Act from the U.S. Department of Education. The District's administration establishes many other funds to help it control and manage money for particular purposes (like campus activities). The District's fund type - governmental - use the following accounting approaches.

Governmental funds - All of the District's basic services are reported in governmental funds. These use the modified accrual accounting (a method that measures the receipt and disbursement of cash and all other financial assets that can be readily converted to cash) and report balances that are available for future spending. The governmental fund statements provide a detailed short-term view of the District's general operations and the basic services it provides. We describe the differences between governmental activities (reported in the Statement of Net Position and the Statement of Activities) and governmental funds in reconciliation schedules following each of the fund financial statements.

## **The District as Trustee**

### ***Reporting the District's Fiduciary Responsibilities***

The District is the trustee, or fiduciary, for money raised by student activities. All of the District's fiduciary activities are reported in separate Statements of Fiduciary Net Position and Changes in Fiduciary Net Position on pages 18 and 19. We exclude these resources from the District's other financial statements because the District cannot use these assets to finance its operations. The District is only responsible for ensuring that the assets reported in these funds are used for their intended purposes.

## **GOVERNMENT-WIDE FINANCIAL ANALYSIS**

The following analyses of comparative balances and changes therein is inclusive of the current year's and prior year's operations. Our analysis focuses on the net position (Table I) and changes in net position (Table II) of the District's governmental and business-type activities.

Total net position of the District's governmental activities decreased from \$3,863,710 to \$3,835,475. Unrestricted net position - the part of net position that can be used to finance day-to-day operations without constraints established by debt covenants, enabling legislation, or other legal requirements - decreased from \$530,456 to \$146,230. Current and other assets decreased by \$788 thousand due to cash used for construction costs. Capital assets increased by \$2 million due to asset additions in excess of depreciation expense. Long-term liabilities decreased by \$22 thousand due to the effects of net pension (NPL), other post-employment liabilities (OPEB) and accrued absences payable net of long-term debt retirement. Other liabilities decreased by \$360 thousand due to changes in accounts payable. Deferred resource outflows related to NPL and OPEB liabilities increased by \$21 thousand and deferred resource inflows related to NPL and OPEB liabilities and unexpended insurance proceeds increased by \$1.6 million due to insurance proceeds received but not yet expended.

The District's total revenues were \$484 thousand less than last year. Excluding the effects of negative revenue accruals related to NPL and OPEB activities, revenues decreased by \$422 thousand for the year. Operating grants and contributions decreased due to federal grants (primarily COVID-19 ESSER grants). Property tax revenues for maintenance and operations decreased due to state-mandated tax rate reductions while property taxes for debt service increased due to property valuation increases. State aid-formula grants decreased due to the state-mandated property tax rate reduction. Other revenues decreased due to investment income. Charges for services decreased due to campus activity sales.

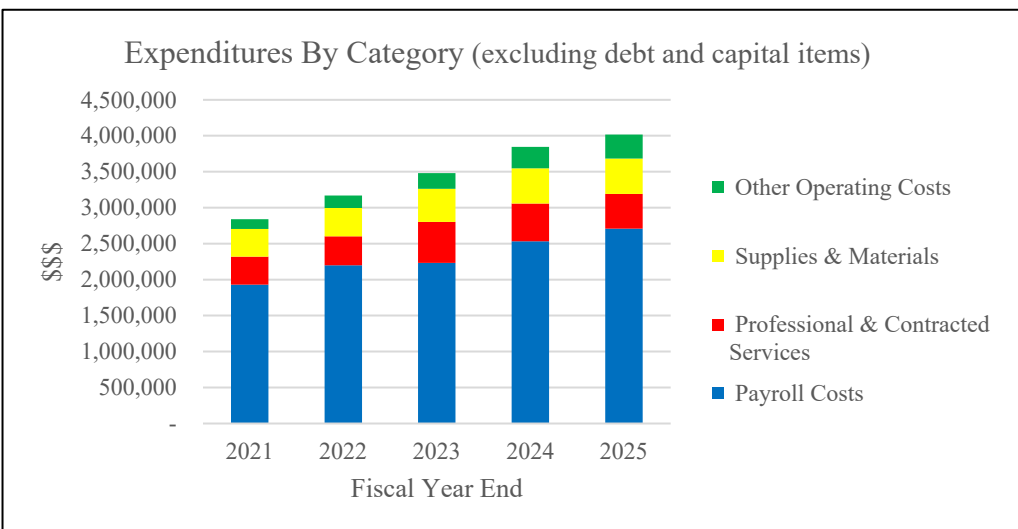
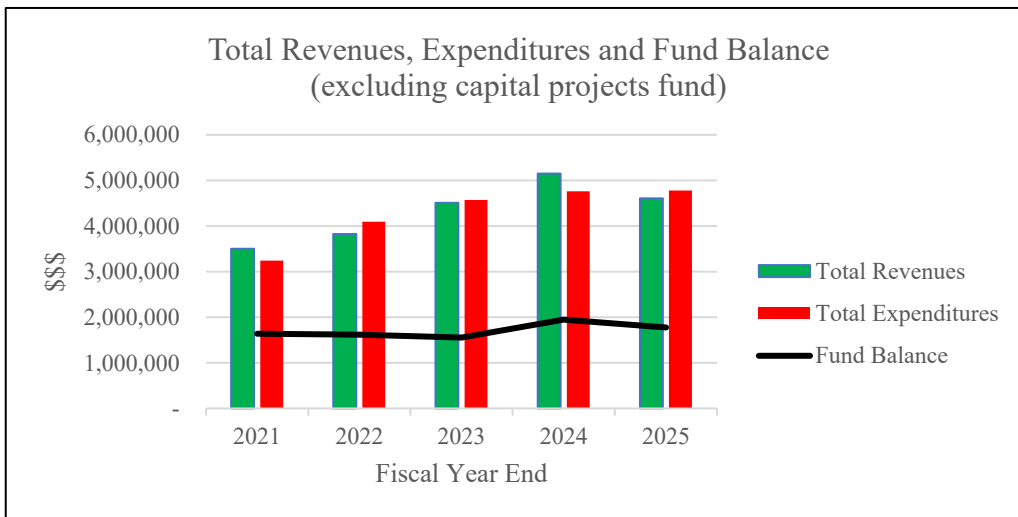
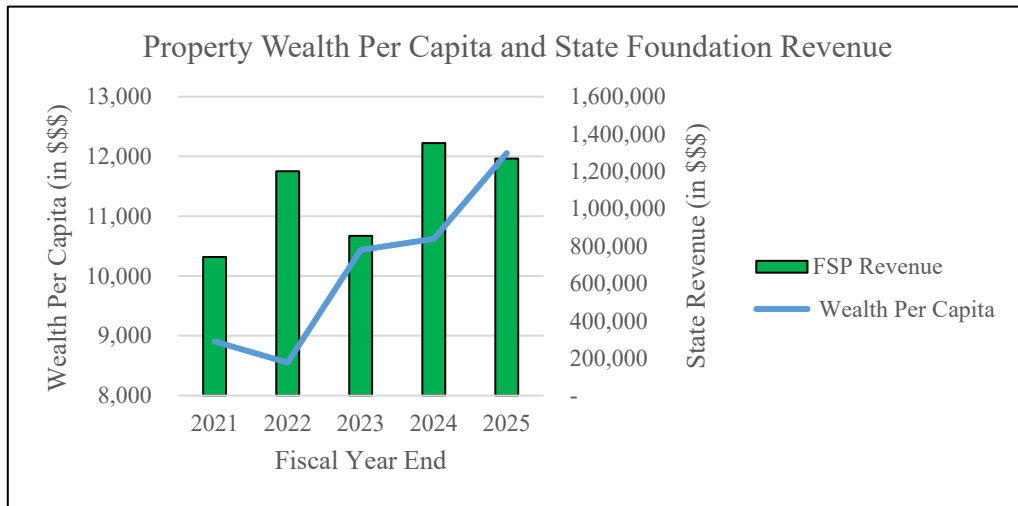
Overall, total expenses were \$269 thousand more than last year. However, excluding the effects of negative NPL and OPEB expenditure accruals, overall expenses increased by \$363 thousand. Payroll costs increased by \$175 thousand; other operating expenses increased by \$36 thousand (mainly due to property insurance), depreciation expense increased by \$184 thousand, contract services decreased by \$42 thousand, and debt service expenses decreased by \$29 thousand.

On May 18, 2025 the District suffered significant damage from an EF1 tornado. Insurance proceeds received and expended are reflected in the extraordinary item resource and (use) line items in Table II below. Further resources and uses will continue into the next fiscal year for ongoing repair and rehabilitation activities.

| Table I<br>Net Position  |                                    |                                    |                                     |
|--|------------------------------------|------------------------------------|-------------------------------------|
|  | Governmental<br>Activities<br>2025 | Governmental<br>Activities<br>2024 | Variance<br>Increase/<br>(Decrease) |
| Current and other assets   | \$ 4,352,817                       | \$ 5,140,352                       | \$ (787,535)                        |
| Capital assets   | 14,438,737                         | 12,485,928                         | 1,952,809                           |
| Deferred resource outflows for TRS   | 837,994                            | 816,560                            | 21,434                              |
| Total assets and deferred resource outflows                                  | 19,629,548                         | 18,442,840                         | 1,186,708                           |
| Long-term liabilities  | 12,940,019                         | 12,962,414                         | (22,395)                            |
| Other liabilities  | 243,478                            | 603,030                            | (359,552)                           |
| Deferred resource inflows for TRS  | 2,610,576                          | 1,013,686                          | 1,596,890                           |
| Total liabilities and deferred resource inflows                              | 15,794,073                         | 14,579,130                         | 1,214,943                           |
| Net position:  |                                    |                                    |                                     |
| Net investment in capital assets   | 2,873,758                          | 538,930                            | 2,334,828                           |
| Restricted for federal and state programs, debt service and capital projects | 815,487                            | 2,794,324                          | (1,978,837)                         |
| Unrestricted   | 146,230                            | 530,456                            | (384,226)                           |
| Total net position   | \$ 3,835,475                       | \$ 3,863,710                       | \$ (28,235)                         |

| Table II<br>Changes in Net Position             |                                    |                                    |   |
|---|------------------------------------|------------------------------------|---|
|   | Governmental<br>Activities<br>2025 | Governmental<br>Activities<br>2024 | Variance<br>Favorable/<br>(Unfavorable) |
| Revenues:                                       |                                    |                                    |   |
| Program Revenues:                               |                                    |                                    |   |
| Charges for services                            | \$ 131,449                         | \$ 157,960                         | \$ (26,511)                             |
| Operating grants and contributions              | 432,901                            | 608,307                            | (175,406)                               |
| General Revenues:                               |                                    |                                    |   |
| Property taxes - maintenance and operations     | 1,657,504                          | 1,793,564                          | (136,060)                               |
| Property taxes - debt service                   | 811,161                            | 762,233                            | 48,928                                  |
| State aid - formula grants                      | 1,520,188                          | 1,531,254                          | (11,066)                                |
| Other   | 181,019                            | 364,479                            | (183,460)                               |
| Total Revenues                                  | 4,734,222                          | 5,217,797                          | (483,575)                               |
| Expenses:                                       |                                    |                                    |   |
| Instruction, curriculum and media services      | 1,990,809                          | 1,725,315                          | (265,494)                               |
| Instructional and school leadership             | 195,882                            | 162,765                            | (33,117)                                |
| Student support services                        | 313,635                            | 300,368                            | (13,267)                                |
| Child nutrition                                 | 183,952                            | 192,772                            | 8,820                                   |
| Extracurricular activities                      | 380,858                            | 441,930                            | 61,072                                  |
| General administration                          | 373,894                            | 479,555                            | 105,661                                 |
| Plant maintenance, security & data processing   | 715,720                            | 586,458                            | (129,262)                               |
| Debt service                                    | 320,654                            | 349,710                            | 29,056                                  |
| Payments related to shared service arrangements | 95,339                             | 63,559                             | (31,780)                                |
| Other intergovernmental charges                 | 53,414                             | 53,111                             | (303)                                   |
| Total Expenses                                  | 4,624,157                          | 4,355,543                          | (268,614)                               |
| Extraordinary items:                            |                                    |                                    |   |
| Extraordinary item - resource                   | 402,664                            | 0                                  | 402,664                                 |
| Extraordinary item - (use)                      | (380,282)                          | 0                                  | (380,282)                               |
| Total Extraordinary items                       | 22,382                             | 0                                  | 22,382                                  |
| Increase (Decrease) in Net Position             | 132,447                            | 862,254                            | (729,807)                               |
| Net Position - beginning of year                | 3,863,710                          | 3,001,456                          | 862,254                                 |
| Prior period adjustment                         | (160,682)                          | 0                                  | (160,682)                               |
| Net Position - end of year                      | \$ 3,835,475                       | \$ 3,863,710                       | \$ (28,235)                             |

The following charts depict trend information for the past five years.





## THE DISTRICT'S FUNDS

As the District completed the year, its governmental funds (as presented in the balance sheet on page 12) reported a combined fund balance of \$1,950,318, a decrease of \$2,384,666 in the District's Governmental Funds from last year's fund balance of \$4,334,984. The primary reasons for the net decrease are similar to the narrative related to the tables above. The major exceptions are depreciation expense which is not charged to the governmental funds and the net effect relative to GASB 68, 75 and 101 whose impacts are only at the government-wide level financial statements. The specific variances in the changes in fund balance versus the change in net position are detailed out on Exhibit C-4 on the accompanying general purpose financial statements.

The Board of Trustees revised the District's budget one time during the year. The most significant amendments revenues and expenditures related to tornado damage sustained in May, 2025.

The District's General Fund balance of \$1,214,539 reported on pages 14 and 43 differs from the General Fund's budgetary fund balance of \$2,336,690 reported in the budgetary comparison schedule on page 43 due to extraordinary resources related to insurance proceeds from tornado damage budgeted for more than was actually earned during the year.

## CAPITAL ASSET AND DEBT ADMINISTRATION

### *Capital Assets*

At the end of fiscal year 2025, the District had \$16,997,101 invested in a broad range of capital assets including facilities and equipment for instruction, transportation, athletics, administration, and maintenance. Following were asset additions for the year.

Asset additions:

|  |                     |
|--|---------------------|
| New campus facilities - in progress                    | \$ 2,273,348        |
| Security improvements                                  | 33,184              |
| Digital LED sign                                       | 38,224              |
| Turf field and irrigation system                       | 72,320              |
| Softball field infrastructure - septic and water lines | 29,626              |
| Portable storage buildings and installations           | 11,465              |
| Other equipment  | 40,816              |
| Total asset additions                                  | <u>\$ 2,498,983</u> |

### *Debt*

The District has two outstanding long-term liabilities issued to finance facilities construction and renovations at interest rates ranging from 2-5%. Following is a summary of outstanding debt for the past two years:

|                         | 2025                 | 2024                 |
|-------------------------|----------------------|----------------------|
| Bonds and notes payable | <u>\$ 10,845,000</u> | <u>\$ 11,192,270</u> |

## ECONOMIC FACTORS AND NEXT YEAR'S BUDGETS AND RATES

The District should continue to maintain its financial health. A budget adopted for 2025-26 reflected tax rates at \$0.6669 for maintenance and operations and \$0.3250 for debt services. Property tax valuations are approximately 6% less as last year. General fund revenues were budgeted at approximately \$3.8 million and expenditures were budgeted at approximately \$4.1 million for a projected deficit of approximately \$300 thousand. Therefore, the District expects that its fund balance will be approximately \$900 thousand at August 31, 2026.

The District was in the direct path of a tornado that caused substantial damage to most facilities on May 18, 2025. At year-end, the District has received approximately \$1.9 million in insurance proceeds and \$287 thousand in private donations and has expended approximately \$400 thousand on recovery efforts. Most of the damage sustained will be covered by insurance but the amount of total insurance reimbursement and the extent of total expenditures are still unknown.

## CONTACTING THE DISTRICT'S FINANCIAL MANAGEMENT

This financial report is designed to provide our citizens, taxpayers, customers, and investors and creditors a general overview of the District's finances and to show the District's accountability for the money it receives. If you have any questions about this report or need additional financial information, contact the District's business office at: Gordon Independent School District, P.O. Box 47, Gordon, Texas 76453.

This page left intentionally blank.

*BASIC FINANCIAL STATEMENTS*

GORDON INDEPENDENT SCHOOL DISTRICT  
STATEMENT OF NET POSITION  
AUGUST 31, 2025

EXHIBIT A-1

| Data<br>Control<br>Codes  | Primary Government         |
|---|----------------------------|
|   | Governmental<br>Activities |
| <b>ASSETS</b>   |                            |
| 1110 Cash and Cash Equivalents                                      | \$ 3,812,941               |
| 1220 Property Taxes - Delinquent                                    | 598,609                    |
| 1230 Allowance for Uncollectible Taxes                              | (210,418)                  |
| 1240 Due from Other Governments                                     | 151,685                    |
| Capital Assets:   |                            |
| 1510 Land   | 169,347                    |
| 1520 Buildings, Net   | 12,896,619                 |
| 1530 Furniture and Equipment, Net                                   | 1,001,114                  |
| 1590 Infrastructure, Net  | 371,657                    |
| 1000 Total Assets   | 18,791,554                 |
| <b>DEFERRED OUTFLOWS OF RESOURCES</b>                               |                            |
| 1705 Deferred Outflow Related to TRS Pension                        | 276,368                    |
| 1706 Deferred Outflow Related to TRS OPEB                           | 561,626                    |
| 1700 Total Deferred Outflows of Resources                           | 837,994                    |
| <b>LIABILITIES</b>  |                            |
| 2110 Accounts Payable   | 78,565                     |
| 2140 Interest Payable   | 26,960                     |
| 2160 Accrued Wages Payable  | 135,039                    |
| 2200 Accrued Expenses   | 2,914                      |
| Noncurrent Liabilities:   |                            |
| 2501 Due Within One Year: Loans, Note, Leases, etc.                 | 334,555                    |
| Due in More than One Year:  |                            |
| 2502 Bonds, Notes, Loans, Leases, etc.                              | 11,373,519                 |
| 2540 Net Pension Liability (District's Share)                       | 672,661                    |
| 2545 Net OPEB Liability (District's Share)                          | 559,284                    |
| 2000 Total Liabilities  | 13,183,497                 |
| <b>DEFERRED INFLOWS OF RESOURCES</b>                                |                            |
| 2602 Deferred Inflow Related to Insurance Recovery Proceeds         | 1,797,790                  |
| 2605 Deferred Inflow Related to TRS Pension                         | 75,257                     |
| 2606 Deferred Inflow Related to TRS OPEB                            | 737,529                    |
| 2600 Total Deferred Inflows of Resources                            | 2,610,576                  |
| <b>NET POSITION</b>   |                            |
| 3200 Net Investment in Capital Assets and Right-to-Use Lease Assets | 2,873,758                  |
| Restricted:   |                            |
| 3850 Restricted for Debt Service                                    | 640,925                    |
| 3860 Restricted for Capital Projects                                | 174,562                    |
| 3900 Unrestricted   | 146,230                    |
| 3000 Total Net Position   | \$ 3,835,475               |

The notes to the financial statements are an integral part of this statement.

GORDON INDEPENDENT SCHOOL DISTRICT  
STATEMENT OF ACTIVITIES  
FOR THE YEAR ENDED AUGUST 31, 2025

| Data<br>Control<br>Codes                           | 1            | Program Revenues        |  |  | Net (Expense)<br>Revenues and<br>Changes in Net<br>Position |
|--|--------------|-------------------------|--|--|---|
|  |              | 3                       | 4  | 5                                      |   |
|  | Expenses     | Charges for<br>Services | Operating<br>Grants and<br>Contributions | Capital<br>Grants and<br>Contributions | Governmental<br>Activities                                  |
| Primary Government:                                |              |                         |  |  |   |
| GOVERNMENTAL ACTIVITIES:                           |              |                         |  |  |   |
| 11 Instruction                                     | \$ 1,978,170 | \$ 18,718               | \$ 155,010                               | \$ -                                   | \$ (1,804,442)  |
| 12 Instructional Resources and Media Services      | 2,158        | -                       | -  | -                                      | (2,158)   |
| 13 Curriculum and Instructional Staff Development  | 10,481       | -                       | 10,022                                   | -                                      | (459)   |
| 23 School Leadership                               | 195,882      | 17,011                  | 37,403                                   | -                                      | (141,468)   |
| 31 Guidance, Counseling, and Evaluation Services   | 110,719      | -                       | 3,640                                    | -                                      | (107,079)   |
| 33 Health Services                                 | 60,874       | -                       | 28,484                                   | -                                      | (32,390)  |
| 34 Student (Pupil) Transportation                  | 142,042      | -                       | 1,400                                    | -                                      | (140,642)   |
| 35 Food Services                                   | 183,952      | 14,603                  | 114,762                                  | -                                      | (54,587)  |
| 36 Extracurricular Activities                      | 380,858      | 33,111                  | 23,403                                   | -                                      | (324,344)   |
| 41 General Administration                          | 373,894      | -                       | 8,010                                    | -                                      | (365,884)   |
| 51 Facilities Maintenance and Operations           | 574,822      | 48,006                  | 11,643                                   | -                                      | (515,173)   |
| 52 Security and Monitoring Services                | 28,478       | -                       | 953                                      | 33,184                                 | 5,659   |
| 53 Data Processing Services                        | 112,420      | -                       | 4,987                                    | -                                      | (107,433)   |
| 72 Debt Service - Interest on Long-Term Debt       | 319,154      | -                       | -  | -                                      | (319,154)   |
| 73 Debt Service - Bond Issuance Cost and Fees      | 1,500        | -                       | -  | -                                      | (1,500)   |
| 93 Payments Related to Shared Service Arrangements | 95,339       | -                       | -  | -                                      | (95,339)  |
| 99 Other Intergovernmental Charges                 | 53,414       | -                       | -  | -                                      | (53,414)  |
| [TP] TOTAL PRIMARY GOVERNMENT                      | \$ 4,624,157 | \$ 131,449              | \$ 399,717                               | \$ 33,184                              | \$ (4,059,807)  |

|         |  |              |
|---------|--|--------------|
| Data    |  |              |
| Control |  |              |
| Codes   | General Revenues:                            |              |
|         | Taxes:                                       |              |
| MT      | Property Taxes, Levied for General Purposes  | 1,657,504    |
| DT      | Property Taxes, Levied for Debt Service      | 811,161      |
| SF      | State Aid - Formula Grants                   | 1,520,188    |
| IE      | Investment Earnings                          | 150,146      |
| MI      | Miscellaneous Local and Intermediate Revenue | 30,873       |
| E1      | Extraordinary Item - Resource                | 402,664      |
| E2      | Extraordinary Item - (Use)                   | (380,282)    |
| TR      | Total General Revenues                       | 4,192,254    |
| CN      | Change in Net Position                       | 132,447      |
| NB      | Net Position - Beginning                     | 3,863,710    |
| PA      | Prior Period Adjustment                      | (160,682)    |
| NE      | Net Position - Ending                        | \$ 3,835,475 |

GORDON INDEPENDENT SCHOOL DISTRICT  
BALANCE SHEET  
GOVERNMENTAL FUNDS  
AUGUST 31, 2025

| Data<br>Control<br>Codes                                 | 10<br>General<br>Fund | 50<br>Debt Service<br>Fund | 60<br>Capital<br>Projects |
|--|-----------------------|----------------------------|---------------------------|
| <b>ASSETS</b>  |                       |                            |                           |
| 1110 Cash and Cash Equivalents                           | \$ 3,080,780          | \$ 518,781                 | \$ 174,562                |
| 1220 Property Taxes - Delinquent                         | 445,651               | 152,958                    | -                         |
| 1230 Allowance for Uncollectible Taxes                   | (175,689)             | (34,729)                   | -                         |
| 1240 Due from Other Governments                          | 77,728                | 4,913                      | -                         |
| 1260 Due from Other Funds                                | 60,612                | -                          | -                         |
| 1000 Total Assets  | <u>\$ 3,489,082</u>   | <u>\$ 641,923</u>          | <u>\$ 174,562</u>         |
| <b>LIABILITIES</b>                                       |                       |                            |                           |
| 2110 Accounts Payable                                    | \$ 78,268             | \$ -                       | \$ -                      |
| 2160 Accrued Wages Payable                               | 125,988               | -                          | -                         |
| 2170 Due to Other Funds                                  | -                     | 998                        | -                         |
| 2200 Accrued Expenditures                                | 2,535                 | -                          | -                         |
| 2000 Total Liabilities                                   | <u>206,791</u>        | <u>998</u>                 | <u>-</u>                  |
| <b>DEFERRED INFLOWS OF RESOURCES</b>                     |                       |                            |                           |
| 2601 Unavailable Revenue - Property Taxes                | 269,962               | 118,229                    | -                         |
| 2602 Deferred Insurance Recovery Proceeds                | 1,797,790             | -                          | -                         |
| 2600 Total Deferred Inflows of Resources                 | <u>2,067,752</u>      | <u>118,229</u>             | <u>-</u>                  |
| <b>FUND BALANCES</b>                                     |                       |                            |                           |
| Restricted Fund Balance:                                 |                       |                            |                           |
| 3470 Capital Acquisition and Contractual Obligation      | -                     | -                          | 174,562                   |
| 3480 Retirement of Long-Term Debt                        | -                     | 522,696                    | -                         |
| Committed Fund Balance:                                  |                       |                            |                           |
| 3510 Construction  | 350,000               | -                          | -                         |
| Assigned Fund Balance:                                   |                       |                            |                           |
| 3590 Other Assigned Fund Balance                         | -                     | -                          | -                         |
| 3600 Unassigned Fund Balance                             | 864,539               | -                          | -                         |
| 3000 Total Fund Balances                                 | <u>1,214,539</u>      | <u>522,696</u>             | <u>174,562</u>            |
| 4000 Total Liabilities, Deferred Inflows & Fund Balances | <u>\$ 3,489,082</u>   | <u>\$ 641,923</u>          | <u>\$ 174,562</u>         |

The notes to the financial statements are an integral part of this statement.

| Other Funds |         | Total Governmental Funds |           |
|-------------|---------|--------------------------|-----------|
| \$          | 38,818  | \$                       | 3,812,941 |
|             | -       |                          | 598,609   |
|             | -       |                          | (210,418) |
|             | 69,044  |                          | 151,685   |
|             | -       |                          | 60,612    |
| \$          | 107,862 | \$                       | 4,413,429 |
|             |         |                          |           |
| \$          | 297     | \$                       | 78,565    |
|             | 9,051   |                          | 135,039   |
|             | 59,614  |                          | 60,612    |
|             | 379     |                          | 2,914     |
|             | 69,341  |                          | 277,130   |
|             |         |                          |           |
|             | -       |                          | 388,191   |
|             | -       |                          | 1,797,790 |
|             | -       |                          | 2,185,981 |
|             |         |                          |           |
|             | -       |                          | 174,562   |
|             | -       |                          | 522,696   |
|             |         |                          |           |
|             | -       |                          | 350,000   |
|             | 38,521  |                          | 38,521    |
|             | -       |                          | 864,539   |
|             | 38,521  |                          | 1,950,318 |
| \$          | 107,862 | \$                       | 4,413,429 |

(this page intentionally left blank)



GORDON INDEPENDENT SCHOOL DISTRICT  
RECONCILIATION OF THE GOVERNMENTAL FUNDS BALANCE SHEET TO THE  
STATEMENT OF NET POSITION  
AUGUST 31, 2025

EXHIBIT C-2

|  |                     |
|--|---------------------|
| <b>Total Fund Balances - Governmental Funds</b>  | <b>\$ 1,950,318</b> |
| 1 Capital assets and right-to-use leased assets used in governmental activities are not financial resources and therefore are not reported in governmental funds. At the beginning of the year, the cost of these assets was \$14,984,373 and the accumulated depreciation was (\$2,498,446). In addition, long-term liabilities, including bonds payable, are not due and payable in the current period, and, therefore are not reported as liabilities in the funds. The net effect of including the beginning balances for capital assets (net of depreciation) and long-term debt in the governmental activities is to increase net position.  | 568,084             |
| 2 Current year capital outlays and long-term debt principal payments are expenditures in the fund financial statements, but they should be shown as increases in capital assets and reductions in long-term debt in the government-wide financial statements. The net effect of including the capital outlays and debt principal payments is to increase net position. Similarly, the principal payments on right-to-use leased assets and subscription-based information technology arrangement assets (SBITA) are not expenses, rather they are decreases in the right-to-use lease liabilities and the SBITA liabilities. These payments must be reclassified and shown as reductions to these liabilities increasing net position. | 2,846,253           |
| 3 Included in the items related to debt is the recognition of the District's proportionate share of the net pension liability required by GASB 68. The net position related to TRS included a deferred resource outflow in the amount of \$276,368, a deferred resource inflow in the amount of \$75,257 and a net pension liability in the amount of \$672,661. This resulted in a decrease in net position.  | (471,550)           |
| 4 Included in the items related to debt is the recognition of the District's proportionate share of the net OPEB liability required by GASB 75. The net position related to TRS included a deferred resource outflow in the amount of \$561,626, a deferred resource inflow in the amount of \$737,529 and a net OPEB liability in the amount of \$559,284. This resulted in a decrease in net position.   | (735,187)           |
| 5 The current year depreciation expense increases accumulated depreciation. The net effect of the current year's depreciation is to decrease net position.   | (382,229)           |
| 6 Various other reclassifications and eliminations are necessary to convert from the modified accrual basis of accounting to accrual basis of accounting. These include recognizing unavailable revenue from property taxes as revenue and recognizing the liabilities associated with maturing long-term debt and interest. The net effect of these reclassifications and recognitions is to increase net position.   | 59,786              |
| <b>29 Net Position of Governmental Activities</b>  | <b>\$ 3,835,475</b> |

The notes to the financial statements are an integral part of this statement.

GORDON INDEPENDENT SCHOOL DISTRICT  
STATEMENT OF REVENUES, EXPENDITURES, AND CHANGES IN FUND BALANCES  
GOVERNMENTAL FUNDS  
FOR THE YEAR ENDED AUGUST 31, 2025

| Data<br>Control<br>Codes                                       | 10<br>General<br>Fund | 50<br>Debt Service<br>Fund | 60<br>Capital<br>Projects |
|--|-----------------------|----------------------------|---------------------------|
| REVENUES:  |                       |                            |                           |
| 5700 Total Local and Intermediate Sources                      | \$ 1,720,684          | \$ 774,746                 | \$ 59,453                 |
| 5800 State Program Revenues                                    | 1,650,232             | 48,063                     | -                         |
| 5900 Federal Program Revenues                                  | -                     | -                          | -                         |
| 5020 Total Revenues  | 3,370,916             | 822,809                    | 59,453                    |
| EXPENDITURES:  |                       |                            |                           |
| Current:   |                       |                            |                           |
| 0011 Instruction   | 1,803,361             | -                          | -                         |
| 0012 Instructional Resources and Media Services                | 2,158                 | -                          | -                         |
| 0013 Curriculum and Instructional Staff Development            | 459                   | -                          | -                         |
| 0023 School Leadership   | 135,544               | -                          | -                         |
| 0031 Guidance, Counseling, and Evaluation Services             | 106,161               | -                          | -                         |
| 0033 Health Services   | 34,636                | -                          | -                         |
| 0034 Student (Pupil) Transportation                            | 83,439                | -                          | -                         |
| 0035 Food Services   | -                     | -                          | -                         |
| 0036 Extracurricular Activities                                | 324,625               | -                          | -                         |
| 0041 General Administration                                    | 354,021               | -                          | -                         |
| 0051 Facilities Maintenance and Operations                     | 529,404               | -                          | -                         |
| 0052 Security and Monitoring Services                          | 25,254                | -                          | -                         |
| 0053 Data Processing Services                                  | 104,887               | -                          | -                         |
| Debt Service:  |                       |                            |                           |
| 0071 Principal on Long-Term Liabilities                        | 57,270                | 290,000                    | -                         |
| 0072 Interest on Long-Term Liabilities                         | 1,499                 | 352,403                    | -                         |
| 0073 Bond Issuance Cost and Fees                               | -                     | 1,500                      | -                         |
| Capital Outlay:  |                       |                            |                           |
| 0081 Facilities Acquisition and Construction                   | -                     | -                          | 2,273,348                 |
| Intergovernmental:   |                       |                            |                           |
| 0093 Payments to Fiscal Agent/Member Districts of SSA          | 95,339                | -                          | -                         |
| 0099 Other Intergovernmental Charges                           | 53,414                | -                          | -                         |
| 6030 Total Expenditures  | 3,711,471             | 643,903                    | 2,273,348                 |
| 1100 Excess (Deficiency) of Revenues Over (Under) Expenditures | (340,555)             | 178,906                    | (2,213,895)               |
| OTHER FINANCING SOURCES (USES):                                |                       |                            |                           |
| 7915 Transfers In  | -                     | -                          | -                         |
| 8911 Transfers Out (Use)                                       | (20,684)              | -                          | -                         |
| 7080 Total Other Financing Sources (Uses)                      | (20,684)              | -                          | -                         |
| OTHER FINANCING SOURCES (USES):                                |                       |                            |                           |
| 7919 Extraordinary Item - Resource                             | 402,664               | -                          | -                         |
| 8913 Extraordinary Item - (Use)                                | (402,664)             | -                          | -                         |
| 1200 Net Change in Fund Balances                               | (361,239)             | 178,906                    | (2,213,895)               |
| 0100 Fund Balance - September 1 (Beginning)                    | 1,575,778             | 343,790                    | 2,388,457                 |
| 3000 Fund Balance - August 31 (Ending)                         | \$ 1,214,539          | \$ 522,696                 | \$ 174,562                |

The notes to the financial statements are an integral part of this statement.

| Other Funds |         | Total Governmental Funds |             |
|-------------|---------|--------------------------|-------------|
| \$          | 130,253 | \$                       | 2,685,136   |
|             | 49,198  |                          | 1,747,493   |
|             | 232,266 |                          | 232,266     |
|             | 411,717 |                          | 4,664,895   |
|             |         |                          |             |
|             | 87,705  |                          | 1,891,066   |
|             | -       |                          | 2,158       |
|             | 10,022  |                          | 10,481      |
|             | 48,673  |                          | 184,217     |
|             | -       |                          | 106,161     |
|             | 28,036  |                          | 62,672      |
|             | 307     |                          | 83,746      |
|             | 173,802 |                          | 173,802     |
|             | 30,387  |                          | 355,012     |
|             | -       |                          | 354,021     |
|             | 5,759   |                          | 535,163     |
|             | 34,137  |                          | 59,391      |
|             | 2,011   |                          | 106,898     |
|             | -       |                          | 347,270     |
|             | -       |                          | 353,902     |
|             | -       |                          | 1,500       |
|             | -       |                          | 2,273,348   |
|             | -       |                          | 95,339      |
|             | -       |                          | 53,414      |
|             | 420,839 |                          | 7,049,561   |
|             | (9,122) |                          | (2,384,666) |
|             |         |                          |             |
|             | 20,684  |                          | 20,684      |
|             | -       |                          | (20,684)    |
|             | 20,684  |                          | -           |
|             |         |                          |             |
|             | -       |                          | 402,664     |
|             | -       |                          | (402,664)   |
|             | 11,562  |                          | (2,384,666) |
|             | 26,959  |                          | 4,334,984   |
| \$          | 38,521  | \$                       | 1,950,318   |

GORDON INDEPENDENT SCHOOL DISTRICT  
RECONCILIATION OF THE GOVERNMENTAL FUNDS STATEMENT OF REVENUES, EXPENDITURES,  
AND CHANGES IN FUND BALANCES TO THE STATEMENT OF ACTIVITIES  
FOR THE YEAR ENDED AUGUST 31, 2025

EXHIBIT C-4

|   |                       |
|---|-----------------------|
| <b>Total Net Change in Fund Balances - Governmental Funds</b>   | <b>\$ (2,384,666)</b> |
| Current year capital outlays and long-term debt principal payments are expenditures in the fund financial statements, but they should be shown as increases in capital assets and reductions in long-term debt in the government-wide financial statements. The net effect of removing the current year capital outlays and debt principal payments is to increase the change net position. Similarly, current year principal payments on right-to-use leased assets and subscription-based information technology arrangements (SIBTA) are also reclassified as reductions to the right-to-use lease liability and the SBITA liability which will result in a decrease in the change in net position.                        | 2,846,253             |
| Depreciation is not recognized as an expense in governmental funds since it does not require the use of current financial resources. The net effect of the current year's depreciation is to decrease the change in net position.   | (382,229)             |
| Various other reclassifications and eliminations are necessary to convert from the modified accrual basis of accounting to accrual basis of accounting. These include recognizing unavailable revenue from property taxes as revenue, adjusting current year revenue to show the revenue earned from the current year's tax levy and recognizing the liabilities associated with maturing long-term debt and interest. The net effect of these reclassifications and recognitions is to increase the change in net position.  | 18,129                |
| GASB 68 required that certain plan expenditures be de-expended and recorded as deferred resource outflows. These contributions made after the measurement date of the plan caused the change in ending net position to increase by \$76,898. Contributions made before the measurement date and during the previous fiscal year were also expended and recorded as a reduction in net pension liability. This caused a decrease in the change in net position totaling \$61,832. Finally, the proportionate share of the TRS pension expense on the plan as a whole had to be recorded. The net pension expense decreased the change in net position by \$44,574. The net result is a decrease in the change in net position. | (29,508)              |
| GASB 75 required that certain plan expenditures be de-expended and recorded as deferred resource outflows. These contributions made after the measurement date of the plan caused the change in ending net position to increase by \$22,195. Contributions made before the measurement date and during the previous fiscal year were also expended and recorded as a reduction in net OPEB liability. This caused a decrease in the change in net position totaling \$16,644. Finally, the proportionate share of the TRS OPEB expense on the plan as a whole had to be recorded. The net OPEB expense increased the change in net position by \$58,917. The net result is an increase in the change in net position.         | 64,468                |
| <b>Change in Net Position of Governmental Activities</b>  | <b>\$ 132,447</b>     |

The notes to the financial statements are an integral part of this statement.

GORDON INDEPENDENT SCHOOL DISTRICT  
STATEMENT OF FIDUCIARY NET POSITION  
FIDUCIARY FUNDS  
AUGUST 31, 2025

|                               | Custodial<br>Fund       |
|-------------------------------|-------------------------|
| <hr/>                         |                         |
| ASSETS                        |                         |
| Cash and Cash Equivalents     | \$ 30,461               |
| Total Assets                  | <u>30,461</u>           |
| NET POSITION                  |                         |
| Restricted for Other Purposes | <u>30,461</u>           |
| Total Net Position            | <u><u>\$ 30,461</u></u> |

The notes to the financial statements are an integral part of this statement.

GORDON INDEPENDENT SCHOOL DISTRICT  
STATEMENT OF CHANGES IN FIDUCIARY NET POSITION  
FIDUCIARY FUNDS  
FOR THE YEAR ENDED AUGUST 31, 2025

|  | Custodial<br>Fund       |
|--|-------------------------|
| <b>ADDITIONS:</b>                            |                         |
| Contributions to Student Groups              | \$ 8,609                |
| Enterprising Services Revenue                | 13,725                  |
| Total Additions                              | <u>22,334</u>           |
| <b>DEDUCTIONS:</b>                           |                         |
| Supplies and Materials                       | 10,117                  |
| Other Deductions                             | 9,713                   |
| Total Deductions                             | <u>19,830</u>           |
| Change in Fiduciary Net Position             | 2,504                   |
| Total Net Position - September 1 (Beginning) | <u>27,957</u>           |
| Total Net Position - August 31 (Ending)      | <u><u>\$ 30,461</u></u> |

The notes to the financial statements are an integral part of this statement.

GORDON INDEPENDENT SCHOOL DISTRICT  
NOTES TO THE FINANCIAL STATEMENTS  
AT AND FOR THE YEAR ENDED AUGUST 31, 2025

**I. SUMMARY OF SIGNIFICANT ACCOUNTING POLICIES**

Gordon Independent School District (the "District") is a public educational agency operating under the applicable laws and regulations of the State of Texas. It is governed by a seven member Board of Trustees (the "Board") elected by registered voters of the District. The District prepares its basic financial statements in conformity with generally accepted accounting principles (GAAP) promulgated by the Governmental Accounting Standards Board (GASB) and other authoritative sources identified in **GASB Statement No. 76**, and it complies with the requirements of the appropriate version of Texas Education Agency's *Financial Accountability System Resource Guide* (the "Resource Guide") and the requirements of contracts and grants of agencies from which it receives funds.

*Pensions.* The fiduciary net position of the Teacher Retirement System of Texas (TRS) has been determined using the flow of economic resources measurement focus and full accrual basis of accounting. This includes for purposes of measuring the net pension liability, deferred outflows of resources and deferred inflows of resources related to pensions, pension expense, and information about assets, liabilities and additions to/deductions from TRS's fiduciary net position. Benefit payments (including refunds of employee contributions) are recognized when due and payable in accordance with the benefit terms. Investments are reported at fair value.

*Other Post-Employment Benefits (OPEB).* The fiduciary net position of the Teacher Retirement System of Texas (TRS) TRS-Care Plan has been determined using the flow of economic resources measurement focus and full accrual basis of accounting. This includes for purposes of measuring the net OPEB liability, deferred outflows of resources and deferred inflows of resources related to other post-employment benefits, OPEB expense, and information about assets, liabilities and additions to/deductions from TRS-Care's fiduciary net position. Benefit payments are recognized when due and payable in accordance with the benefit terms. There are no investments as this is a pay-as you-go plan and all cash is held in a cash account.

The District applied Governmental Accounting Standards Board ("GASB") Statement No. 72, Fair Value Measurement and Application. GASB Statement No. 72 provides guidance for determining a fair value measurement for reporting purposes and applying fair value to certain investments and disclosures related to all fair value measurements.

**A. REPORTING ENTITY**

The Board of Trustees (the "Board") is elected by the public and it has the authority to make decisions, appoint administrators and managers, and significantly influence operations. It also has the primary accountability for fiscal matters. Therefore, the District is a financial reporting entity as defined by the Governmental Accounting Standards Board ("GASB") in its Statement No. 14, "The Financial Reporting Entity." There are no component units included within the reporting entity.

**B. GOVERNMENT-WIDE AND FUND FINANCIAL STATEMENTS**

The Statement of Net Position and the Statement of Activities are government-wide financial statements. They report information on all of the District's nonfiduciary activities with most of the interfund activities removed. *Governmental activities* include programs supported primarily by taxes, State foundation funds, grants and other intergovernmental revenues. *Business-type activities* include operations that rely to a significant extent on fees and charges for support.

The Statement of Activities demonstrates how other people or entities that participate in programs the District operates have shared in the payment of the direct costs. The "charges for services" column includes payments made by parties that purchase, use, or directly benefit from goods or services provided by a given function or segment of the District. Examples include tuition paid by students not residing in the district, school lunch charges, etc. The "grants and contributions" column includes amounts paid by organizations outside the District to help meet the operational or capital requirements of a given function. Examples include grants under the Elementary and Secondary Education Act. If a revenue is not a program revenue, it is a general revenue used to support all of the District's functions. Taxes are always general revenues.

Interfund activities between governmental funds appear as due to/due froms on the Governmental Fund Balance Sheet and as other resources and other uses on the governmental fund Statement of Revenues, Expenditures and Changes in Fund Balance. All interfund transactions between governmental funds are eliminated on the government-wide statements. Interfund activities between governmental funds and fiduciary funds remain as due to/due froms on the government-wide Statement of Activities.

The fund financial statements provide reports on the financial condition and results of operations for three fund categories - governmental, proprietary, and fiduciary. Since the resources in the fiduciary funds cannot be used for District operations, they are not included in the government-wide statements. The District considers some governmental funds major and reports their financial condition and results of operations in a separate column.

Proprietary funds distinguish operating revenues and expenses from nonoperating items. Operating revenues result from providing goods and services in connection with a proprietary fund's principal ongoing operations; they usually come from exchange or exchange-like transactions. All other revenues are nonoperating. Operating expenses can be tied specifically to the production of the goods and services, such as materials and labor and direct overhead. Other expenses are nonoperating.

### **C. MEASUREMENT FOCUS, BASIS OF ACCOUNTING, AND FINANCIAL STATEMENT PRESENTATION**

The government-wide financial statements use the economic resources measurement focus and the accrual basis of accounting. Revenues are recorded when earned and expenses are recorded when a liability is incurred, regardless of the timing of the related cash flows. Property taxes are recognized as revenues in the year for which they are levied. Grants and similar items are recognized as revenue as soon as all eligibility requirements imposed by the provider have been met.

Governmental fund financial statements use the current financial resources measurement focus and the modified accrual basis of accounting. With this measurement focus, only current assets, current liabilities and fund balances are included on the balance sheet. Operating statements of these funds present net increases and decreases in current assets (i.e., revenues and other financing sources and expenditures and other financing uses).

The modified accrual basis of accounting recognizes revenues in the accounting period in which they become both measurable and available, and it recognizes expenditures in the accounting period in which the fund liability is incurred, if measurable, except for unmatured interest and principal on long-term debt, which is recognized when due. The expenditures related to certain compensated absences and claims and judgments are recognized when the obligations are expected to be liquidated with expendable available financial resources.

Revenues from local sources consist primarily of property taxes. Property tax revenues and revenues received from the State are recognized under the "susceptible to accrual" concept, that is, when they are both measurable and available. Miscellaneous revenues are recorded as revenue when received in cash because they are generally not measurable until actually received. Investment earnings are recorded as earned, since they are both measurable and available.

Grant funds are considered to be earned to the extent of expenditures made under the provisions of the grant. Accordingly, when such funds are received, they are recorded as unearned revenues until related and authorized expenditures have been made. If balances have not been expended by the end of the project period, grantors some times require the District to refund all or part of the unused amount.

The Proprietary Fund Types and Fiduciary Funds are accounted for on a flow of economic resources measurement focus and utilize the accrual basis of accounting. This basis of accounting recognizes revenues in the accounting period in which they are earned and become measurable and expenses in the accounting period in which they are incurred and become measurable. The District applies all GASB pronouncements as well as the Financial Accounting Standards Board pronouncements issued on or before November 30, 1989, unless these pronouncements conflict or contradict GASB pronouncements. With this measurement focus, all assets and all liabilities associated with the operation of these funds are included on the fund Statement of Net Position. The fund equity is segregated into invested in capital assets net of related debt, restricted net assets, and unrestricted net assets.



Custodial Funds are accounted for on a flow of economic resources measurement focus and utilize the accrual basis of accounting. This basis of accounting recognizes revenues in the accounting period in which they are earned and become measurable and expenses in the accounting period in which they are incurred and become measurable. The District applies all GASB pronouncements as well as the Financial Accounting Standards Board pronouncements issued on or before November 30, 1989, unless these pronouncements conflict or contradict GASB pronouncements. With this measurement focus, all assets and all liabilities associated with the operation of these funds are included on the fund Statement of Fiduciary Net Position. The fund equity is segregated into invested in capital assets net of related debt, restricted net position, and unrestricted net position.

#### **D. FUND ACCOUNTING**

The District reports the following major governmental funds:

1. **The General Fund.** The general fund is the District's primary operating fund. It accounts for all financial resources except those required to be accounted for in another fund.
2. **Debt Service Fund** - The District accounts for resources accumulated and payments made for principal and interest on long-term general obligation debt of governmental funds in a debt service fund.
3. **Capital Projects Fund** - The capital projects fund accounts for resources accumulated and payments made for the acquisition and improvement of sites, construction and remodel of facilities and procurement of equipment necessary for providing educational programs for all students within the District.

Additionally, the District reports the following fund type(s):

Governmental Funds:

4. **Special Revenue Funds.** The District accounts for resources restricted to, or designated for, specific purposes by the District or a grantor in a special revenue fund. Most Federal and some State financial assistance is accounted for in a Special Revenue Fund, and sometimes unused balances must be returned to the grantor at the close of specified project periods.

Fiduciary Funds:

5. **Custodial Funds.** The District accounts for resources held for others in a custodial capacity in custodial funds. The District's Custodial Fund is the "Gordon Student Activity Fund."

#### **E. OTHER ACCOUNTING POLICIES**

1. For purposes of the statement of cash flows for proprietary funds, the District considers highly liquid investments to be cash equivalents if they have a maturity of three months or less when purchased.
2. The District reports inventories of supplies at weighted average cost including consumable maintenance, instructional, office, athletic, and transportation items. Supplies are recorded as expenditures when they are consumed. Inventories of food commodities are recorded at market values supplied by the Texas Department of Human Services. Although commodities are received at no cost, their fair market value is supplied by the Texas Department of Human Services and recorded as inventory and unearned revenue when received. When requisitioned, inventory and unearned revenue are relieved, expenditures are charged, and revenue is recognized for an equal amount.

3. In the government-wide financial statements, and proprietary fund types in the fund financial statements, long-term debt and other long-term obligations are reported as liabilities in the applicable governmental activities, business-type activities, or proprietary fund type statement of net position. Bond premiums and discounts are deferred and amortized over the life of the bonds using the effective interest method. Bonds payable are reported net of the applicable bond premium or discount. Right-to-use leases are reported in the government-wide statements with the lease liability calculated as the present value of reasonably certain expected future payments over the term of the lease. Right-to-use SBITA liabilities are reported in the government-wide statements. The SBITA liability is calculated as the present value of the reasonably certain expected payments made over the term of the contract and the interest included in the SBITA payments is recorded as an expense.

In the fund financial statements, governmental fund types recognize bond premiums and discounts, as well as bond issuance costs, during the current period. The face amount of debt issued is reported as other financing sources. Premiums received on debt issuances are reported as other financing sources while discounts on debt issuances are reported as other financing uses. Issuance costs, whether or not withheld from the actual debt proceeds received, are reported as debt service expenditures.

4. It is the District's policy to permit some employees to accumulate earned but unused vacation and sick pay benefits. There is no liability for unpaid accumulated sick leave since the District does not have a policy to pay any amounts when employees separate from service with the district. All vacation pay is accrued when incurred in the government-wide, proprietary, and fiduciary fund financial statements. A liability for these amounts is reported in governmental funds only if they have matured, for example, as a result of employee resignations and retirements.
5. Capital assets, which include land, buildings, furniture and equipment are reported in the applicable governmental or business-type activities columns in the government-wide financial statements. Capital assets are defined by the District as assets with an initial, individual cost of more than \$5,000 and an estimated useful life in excess of two years. Such assets are recorded at historical cost or estimated historical cost if purchased or constructed. Donated capital assets are recorded at estimated fair market value at the date of donation.

The costs of normal maintenance and repairs that do not add to the value of the asset or materially extend assets lives are not capitalized. Major outlays for capital assets and improvements are capitalized as projects are constructed.

Buildings, furniture and equipment of the District are depreciated using the straight line method over the following estimated useful lives:

| <u>Asset:</u>         | <u>Years</u> |
|-----------------------|--------------|
| Buildings             | 40           |
| Building Improvements | 40           |
| Vehicles              | 5-10         |
| Equipment             | 3-7          |
| Technology Equipment  | 3-15         |

Right-to-use leased assets and SBITA assets are depreciated/amortized using the straight line method over the term of the respective agreements.

6. In the fund financial statements, governmental funds report fund balance as nonspendable if the amounts cannot be spent because they are either not in spendable form or are legally or contractually required to remain intact. Restrictions of fund balance are for amounts that are restricted to specific purposes by an external entity (creditors, grantors, governmental regulations) or the restriction is imposed by law through constitutional provision or enabling legislation. Commitments of fund balance represent amounts that can only be used for specific purposes pursuant to constraints imposed by the District's board. Assignments of fund balance are amounts set aside by the District's superintendent or his designee with the intent they be used for specific purposes.
7. When the District incurs an expense for which it may use either restricted or unrestricted assets, it uses the restricted assets first whenever they will have to be returned if they are not used.
8. In general governments are required to report investments at fair value. These methods are disclosed in section III.A. below.

9. In addition to assets, the statement of financial position will sometimes report a separate section for deferred outflows of resources. This separate financial statement element, *deferred outflows of resources*, represents a consumption of net position that applies to a future period(s) and so will *not* be recognized as an outflow of resources (expense/expenditure) until then. Items reported as deferred outflows of resources are as follows:

|  |            |
|--|------------|
| Deferred charges related to TRS retirement | \$ 276,368 |
| Deferred charges related to TRS OPEB       | \$ 561,626 |

10. In addition to liabilities, the statement of financial position will sometimes report a separate section for deferred inflows of resources. This separate financial statement element, *deferred inflows of resources*, represents an acquisition of net position that applies to a future period(s) and so will *not* be recognized as an inflow of resources (revenue) until that time. The District has two types of items which arises only under a modified accrual basis of accounting that qualifies for reporting in this category. Uncollected property taxes which are assumed collectible are reported in this category on the balance sheet for governmental funds. They are not reported in this category on the government wide statement of net position. Items reported as deferred inflows of resources are as follows:

|   |              |
|---|--------------|
| Deferred inflows related to unexpended insurance proceeds | \$ 1,797,790 |
| Deferred charges related to TRS retirement                | \$ 75,257    |
| Deferred charges related to TRS OPEB                      | \$ 737,529   |

11. The Data Control Codes refer to the account code structure prescribed by TEA in the ***Financial Accountability System Resource Guide***. Texas Education Agency requires school districts to display these codes in the financial statements filed with the Agency in order to insure accuracy in building a Statewide data base for policy development and funding plans.

## II. STEWARDSHIP, COMPLIANCE, AND ACCOUNTABILITY

### A. BUDGETARY DATA

The Board of Trustees adopts an "appropriated budget" for the General, Food Service (which is included in the Special Revenue Funds) and Debt Service Funds. The District is required to present the adopted and final amended budgeted revenues and expenditures for each of these funds. The District compares the final amended budget to actual revenues and expenditures. The General Fund Budget report appears in Exhibit G-1 in RSI and the other reports are in Exhibits J-2 and J-3.

The following procedures are followed in establishing the budgetary data reflected in the general-purpose financial statements:

1. Prior to August 20 the District prepares a budget for the next succeeding fiscal year beginning September 1. The operating budget includes proposed expenditures and the means of financing them.
2. A meeting of the Board is then called for the purpose of adopting the proposed budget. At least ten days' public notice of the meeting must be given.
3. Prior to September 1, the budget is legally enacted through passage of a resolution by the Board. Once a budget is approved, it can only be amended at the function and fund level by approval of a majority of the members of the Board. Amendments are presented to the Board at its regular meetings. Each amendment must have Board approval. As required by law, such amendments are made before the fact, are reflected in the official minutes of the Board, and are not made after fiscal year end. Because the District has a policy of careful budgetary control, several amendments were necessary during the year. (However, none of these were significant.)
4. Each budget is controlled by the budget coordinator at the revenue and expenditure function/object level. Budgeted amounts are as amended by the Board. All budget appropriations lapse at year end.

## B. EXCESS OF EXPENDITURES OVER APPROPRIATIONS

During the year, the District had the following functional categories from the General and Child Nutrition funds that exceeded its final amended budget by more than \$2,500:

| Functional Category | Amount Over Budget | Explanation   |
|---------------------|--------------------|---|
| 11 - Instruction    | \$ 67,811          | Expenditures related to payroll liabilities not accounted for in final budget amendments. |
| 35 - Food services  | \$ 6,995           | Expenditures related to donated commodities not accounted for in final budget amendments. |

## C. DEFICIT FUND EQUITY

None.

## III. DETAILED NOTES ON ALL FUNDS AND ACCOUNT GROUPS

### A. CASH, CASH EQUIVALENTS AND INVESTMENTS

#### Cash and Cash Equivalents

District Policies and Legal and Contractual Provisions Governing Deposits

Custodial Credit Risk for Deposits. State law requires governmental entities to contract with financial institutions in which funds will be deposited to secure those deposits with insurance or pledged securities with a fair value equaling or exceeding the amount on deposit at the end of each business day. The pledged securities must be in the name of the governmental entity and held by the entity or its agent. Since the district complies with this law, it has no custodial credit risk for deposits. The District was not exposed to custodial credit risk.

Foreign Currency Risk. The District limits the risk that changes in exchange rates will adversely affect the fair value of an investment or a deposit by having no deposits denominated in a foreign currency. Therefore, the District was not exposed to foreign currency risk.

As of August 31, 2025, the following are the District's cash and cash equivalents (including its student activity fund) with respective maturities and credit rating:

| Type of Deposit                        | Fair Value          | Percent     | Maturity < 1 Yr     | Maturity 1-10 Yrs | Maturity > 10 Yrs | Credit Rating |
|--|---------------------|-------------|---------------------|-------------------|-------------------|---------------|
| Money market and FDIC insured accounts | \$ 1,953,164        | 13%         | \$ 1,953,164        |                   |                   | N/A           |
| Certificate of deposit                 | 8,000               | 0%          | 8,000               |                   |                   | N/A           |
| TexPool investment pool                | 1,882,238           | 87%         | 1,882,238           |                   |                   | AAA           |
| Total Cash and Cash Equivalents        | <u>\$ 3,843,402</u> | <u>100%</u> | <u>\$ 3,843,402</u> |                   |                   |               |

#### Investments

District Policies and Legal and Contractual Provisions Governing Investments

Compliance with the Public Funds Investment Act

The **Public Funds Investment Act** (Government Code Chapter 2256) contains specific provisions in the areas of investment practices, management reports, and establishment of appropriate policies. Among other things, it requires a governmental entity to adopt, implement, and publicize an investment policy. That policy must address the following areas: (1) safety of principal and liquidity, (2) portfolio diversification, (3) allowable investments, (4) acceptable risk levels, (5) expected rates of return, (6) maximum allowable stated maturity of portfolio investments, (7) maximum average dollar-weighted maturity allowed based on the stated maturity date for the portfolio, (8) investment staff quality and capabilities, (9) and bid solicitation preferences for certificates of deposit.

Statutes authorize the entity to invest in (1) obligations of the U.S. Treasury, certain U.S. agencies, and the State of Texas and its agencies; (2) guaranteed or secured certificates of deposit issued by state and national banks domiciled in Texas; (3) obligations of states, agencies, counties, cities and other political subdivisions of any state having been rated as to investment quality not less than an "A"; (4) No load money market funds with a weighted average maturity of 90 days or less; (5) fully collateralized repurchase agreements; (6) commercial paper having a stated maturity of 270 days or less from the date of issuance and is not rated less than A-1 or P-1 by two nationally recognized credit rating agencies OR one nationally recognized credit agency and is fully secured by an irrevocable letter of credit; (7) secured corporate bonds rated not lower than "AA-" or the equivalent; (8) public funds investment pools; and (9) guaranteed investment contracts for bond proceeds investment only, with a defined termination date and secured by U.S. Government direct or agency obligations approved by the Texas public Funds Investment Act in an amount equal to the bond proceeds. The Act also requires the entity to have independent auditors perform test procedures related to investment practices as provided by the Act. The District is in substantial compliance with the requirements of the Act and with local policies.

Additional policies and contractual provisions governing investments for the District are specified below:

*Credit Risk.* To limit the risk that an issuer or other counterparty to an investment will not fulfill its obligations the District limits investments in commercial paper, corporate bonds and mutual bond funds to the top ratings issued by nationally recognized statistical rating organizations (NRSROs). As of August 31, 2025, all of the District's investments were rated AAA by Standard & Poor's rating agency. Therefore, the District was not exposed to credit risk.

*Custodial Credit Risk for Investments.* To limit the risk that, in the event of the failure of the counterparty to a transaction, a government will not be able to recover the value of investment or collateral securities that are in possession of an outside party the District requires counterparties to register the securities in the name of the district and hand them over to the District or its designated agent. This includes securities in securities lending transactions. All of the securities are in the District's name and held by the District or its agent. The District was not exposed to custodial credit risk.

*Concentration of Credit Risk.* To limit the risk of loss attributed to the magnitude of a government's investment in a single issuer, the District limits investments to less than 5% of its total investments. The District further limits investments in a single issuer when they would cause investment risks to be significantly greater in the governmental and business-type activities, individual major funds, aggregate non-major funds and fiduciary fund types than they are in the primary government. Usually this limitation is 20%. The District was not exposed to concentration of credit risk.

*Interest Rate Risk.* To limit the risk that changes in interest rates will adversely affect the fair value of investments, the District requires a review of its investment portfolio at least annually to determine whether market conditions pose an inherent risk of future interest rates either rising or falling which could significantly affect investment performance. The District was not exposed to interest rate risk.

*Foreign Currency Risk for Investments.* The District limits the risk that changes in exchange rates will adversely affect the fair value of an investment by not investing in any foreign currency. Therefore, the District was not exposed to foreign currency risk.

The District categorizes its fair value measurements with the fair value hierarchy established by generally accepted accounting principles. the hierarchy is based on the valuation inputs used to measure the fair value of the asset. Level 1 inputs are quoted prices in active markets for identical assets; Level 2 inputs are significant other observable inputs; Level 3 inputs are significant unobservable inputs. Investments that are measured at fair value using the net asset value per share (or its equivalent) as a practical expedient are not classified in the fair value hierarchy below. In instances where inputs used to measure fair value fall into different levels in the above fair value hierarchy, fair value measurements in their entirety are categorized based on the lowest level input that is significant to the valuation. The District's assessment of the significance of particular inputs to these fair value measurements requires judgment and considers factors specific to each asset or liability.

At August 31, 2025, the District had no investments other than public funds investment pools whose value is measured using the asset value per share.

## B. PROPERTY TAXES

Property taxes are levied by October 1 on the assessed value listed as of the prior January 1 for all real and business personal property located in the District in conformity with Subtitle E, Texas Property Tax Code. Taxes are due on receipt of the tax bill and are delinquent if not paid before February 1 of the year following the year in which imposed. On January 31 of each year, a tax lien attaches to property to secure the payment of all taxes, penalties, and interest ultimately imposed. Property tax revenues are considered available (1) when they become due or past due and receivable within the current period.

## C. DELINQUENT TAXES RECEIVABLE

Delinquent taxes are prorated between maintenance and debt service based on rates adopted for the year of the levy. Allowances for uncollectible tax receivables within the General Fund is based on historical experience in collecting property taxes. Uncollectible personal property taxes are periodically reviewed and written off, but the District is prohibited from writing off real property taxes without specific statutory authority from the Texas Legislature.

## D. INTERFUND BALANCES AND TRANSFERS

The composition of interfund balances as of August 31, 2025 is as follows:

|                             | Receivable       | Payable          | Purpose            | Current? |
|-----------------------------|------------------|------------------|--------------------|----------|
| General fund                | \$ 60,612        |                  | Temporary advances | Yes      |
| Debt service fund           |                  | 998              | Temporary advances | Yes      |
| Nonmajor governmental funds |                  | 59,614           | Temporary advances | Yes      |
| Total                       | <u>\$ 60,612</u> | <u>\$ 60,612</u> |                    |          |

Interfund transfers for the year ended August 31, 2025 consisted of the following individual amounts:

| Fund                       | Transfers In     | Transfers Out    | Purpose                       |
|----------------------------|------------------|------------------|-------------------------------|
| Nonmajor governmental fund | \$ 20,684        |                  | Food service deficit transfer |
| General fund               |                  | 20,684           | Food service deficit transfer |
| Total                      | <u>\$ 20,684</u> | <u>\$ 20,684</u> |                               |

## E. DISAGGREGATION OF RECEIVABLES AND PAYABLES

Receivables at August 31, 2025 were as follows:

|                               | Property Taxes (net) | Other Government  | Total Receivables |
|-------------------------------|----------------------|-------------------|-------------------|
| Governmental Activities:      |                      |                   |                   |
| General fund                  | \$ 269,962           | \$ 77,728         | \$ 347,690        |
| Debt service fund             | 118,229              | 4,913             | 123,142           |
| Nonmajor governmental funds   |                      | 69,044            | 69,044            |
| Total Governmental Activities | <u>\$ 388,191</u>    | <u>\$ 151,685</u> | <u>\$ 539,876</u> |

Payables at August 31, 2025 were as follows:

|                               | Accounts         | Salaries and Benefits | Total Payables    |
|-------------------------------|------------------|-----------------------|-------------------|
| Governmental Activities:      |                  |                       |                   |
| General fund                  | \$ 78,268        | \$ 128,523            | \$ 206,791        |
| Nonmajor governmental funds   | 297              | 9,430                 | 9,727             |
| Total Governmental Activities | <u>\$ 78,565</u> | <u>\$ 137,953</u>     | <u>\$ 216,518</u> |

## F. CAPITAL ASSET ACTIVITY

Capital asset activity for the year ended August 31, 2025, was as follows:

|   | Balance<br>8/31/2024 | Additions           | Disposals         | Balance<br>8/31/2025 |
|---|----------------------|---------------------|-------------------|----------------------|
| Governmental activities:                    |                      |                     |                   |                      |
| Land and improvements                       | \$ 169,347           |                     |                   | \$ 169,347           |
| Buildings and improvements                  | 2,819,146            | 11,465              | (11,512,069)      | 14,342,680           |
| Furniture and equipment                     | 1,482,734            | 112,224             | (366,229)         | 1,961,187            |
| Construction in progress                    | 10,002,205           | 2,273,348           | 12,275,553        | 0                    |
| Infrastructure                              | 510,941              | 101,946             | 89,000            | 523,887              |
| Totals                                      | 14,984,373           | 2,498,983           | 486,255           | 16,997,101           |
| Less accumulated depreciation for:          |                      |                     |                   |                      |
| Buildings and improvements                  | 1,372,682            | 214,215             | 140,836           | 1,446,061            |
| Furniture and equipment                     | 898,001              | 154,547             | 92,475            | 960,073              |
| Infrastructure                              | 227,763              | 13,467              | 89,000            | 152,230              |
| Total accumulated depreciation              | 2,498,446            | 382,229             | 322,311           | 2,558,364            |
| Governmental activities capital assets, net | <u>\$ 12,485,927</u> | <u>\$ 2,116,754</u> | <u>\$ 163,944</u> | <u>\$ 14,438,737</u> |

Depreciation expense was charged to functions/programs of the primary government as follows:

|  |                   |
|--|-------------------|
| Governmental activities:                             |                   |
| 11 - Instruction                                     | \$ 163,343        |
| 23 - School leadership                               | 15,964            |
| 31 - Guidance, counseling and evaluation services    | 9,200             |
| 34 - Student (pupil) transportation                  | 59,570            |
| 35 - Food services                                   | 15,061            |
| 36 - Extracurricular activities                      | 30,764            |
| 41 - General administration                          | 30,678            |
| 51 - Facilities maintenance and operations           | 46,375            |
| 52 - Security and monitoring services                | 2,271             |
| 53 - Data processing services                        | 9,003             |
| Total depreciation expense - governmental activities | <u>\$ 382,229</u> |

## G. BONDS AND LONG-TERM NOTES PAYABLE

Bonded indebtedness of the District is reflected in the General Long-Term Debt Account Group. Current requirements for principal and interest expenditures are accounted for in the Debt Service Fund.

A summary of changes in general long-term debt for the year ended August 31, 2025 is as follows:

| Description  | Interest<br>Rate<br>Payable | Amounts<br>Original<br>Issue | Amounts<br>Outstanding<br>9/1/2024 | Issued      | Retired           | Amounts<br>Outstanding<br>8/31/2025 |
|--|-----------------------------|------------------------------|------------------------------------|-------------|-------------------|-------------------------------------|
| Bonds and Notes Payable:                                   |                             |                              |                                    |             |                   |                                     |
| First Financial Bank - public<br>property finance contract | 2.521%                      | \$ 277,754                   | \$ 57,270                          |             | \$ 57,270         | \$ 0                                |
| UL tax bldg bonds, series 2022                             | 2.00% -<br>5.00%            | \$ 9,255,000                 | 8,755,000                          |             | 160,000           | 8,595,000                           |
| UL tax bldg bonds, series 2023                             | 4.00% -<br>5.00%            | \$ 2,480,000                 | 2,380,000                          |             | 130,000           | 2,250,000                           |
| Subtotal - bonds and notes payable                         |                             |                              | 11,192,270                         | 0           | 347,270           | 10,845,000                          |
| Bond premium - all series                                  |                             |                              | 725,573                            |             | 32,554            | 693,019                             |
| Total Bonds and Notes Payable                              |                             |                              | <u>\$ 11,917,843</u>               | <u>\$ 0</u> | <u>\$ 379,824</u> | <u>\$ 11,538,019</u>                |

Gordon ISD Unlimited Tax School Building Bonds, Series 2022 -

The bonds were issued on February 17, 2022 for the purpose of construction, acquisition and equipment of school facilities and to pay the costs associated with the issuance of the bonds and were issued in accordance with Texas law. The original issue was for \$9,255,000, maturing in various amounts, with interest rates ranging from 2% - 5% and maturing on February 15, 2049. Bonds due on or after February 15, 2032, or on any date thereafter, are callable at par. The bonds were issued at a net premium of \$705,560 which is being amortized over the life of the bonds.

Gordon ISD Unlimited Tax School Building Bonds, Series 2022 -

The bonds were issued on June 14, 2023 for the purpose of construction, acquisition and equipment of school facilities and to pay the costs associated with the issuance of the bonds and were issued in accordance with Texas law. The original issue was for \$2,480,000, maturing in various amounts, with interest rates ranging from 4% - 5% and maturing on February 15, 2038. Bonds due on or after February 15, 2029, or on any date thereafter, are callable at par. The bonds were issued at a net premium of \$94,192 which is being amortized over the life of the bonds.

**H. DEBT SERVICE REQUIREMENTS - BONDS AND LONG-TERM NOTES PAYABLE**

Future debt service requirements are as follows:

| Year Ended August 31, | Principal            | Interest            | Total Requirements   |
|-----------------------|----------------------|---------------------|----------------------|
| 2026                  | \$ 305,000           | \$ 337,527          | \$ 642,527           |
| 2027                  | 320,000              | 322,803             | 642,803              |
| 2028                  | 335,000              | 308,252             | 643,252              |
| 2029                  | 350,000              | 293,803             | 643,803              |
| 2030                  | 360,000              | 279,602             | 639,602              |
| 2031-2035             | 2,020,000            | 1,186,113           | 3,206,113            |
| 2036-2040             | 2,290,000            | 868,831             | 3,158,831            |
| 2041-2045             | 2,545,000            | 543,375             | 3,088,375            |
| 2046-2049             | 2,320,000            | 141,750             | 2,461,750            |
| Subtotal              | <u>\$ 10,845,000</u> | <u>\$ 4,282,056</u> | <u>\$ 15,127,056</u> |

**I. DEFINED BENEFIT PENSION PLAN**

**Plan Description.** The District participates in a multiple-employer, cost sharing, defined benefit pension plan that has a special funding situation. The plan is administered by the Teacher Retirement System of Texas (TRS). It is a defined benefit pension plan established and administered in accordance with the Texas Constitution, Article XVI, Section 67 and Texas Government Code, Title 8, Subtitle C. The pension trust fund is a qualified pension trust under Section 401(a) of the Internal Revenue Code. The Texas Legislature establishes benefits and contribution rates within the guidelines of the Texas Constitution. The pension's Board of Trustees does not have the authority to establish or amend benefit terms.

All employees of public, state-supported educational institutions in Texas who are employed for one-half or more of the standard work load and who are not exempted from membership under Texas Government Code, Title 8, Section 822.002 are covered by the system.

**Pension Plan Fiduciary Net Position.** Detailed information about the Teacher Retirement System's fiduciary net position is available in a separately issued Annual Comprehensive Financial Report (ACFR) that includes financial statements and required supplementary information. That report may be obtained on the internet at <https://www.trs.texas.gov/learning-resources/publications>; by writing to TRS at attention Finance Division, PO Box 149676, Austin, TX, 78714-0185; or by calling 1-800-223-8778.



**Benefits Provided.** TRS provides service and disability retirement, as well as death and survivor benefits to eligible employees (and their beneficiaries) of public and higher education in Texas. The pension formula is calculated using 2.3 percent (multiplier) times the average of the five highest annual creditable salaries times years of credited service to arrive at the annual standard annuity except for members who are grandfathered, the three highest annual salaries are used. The normal service retirement is at age 65 with 5 years of credited service or when the sum of the member's age and years of credited service equals 80 or more years. Early retirement is at age 55 with 5 years of service credit or earlier than 55 with 30 years of service credit. There are additional provision for early retirement if the sum of the member's age and years of service credit total at least 80, but the member is less than age 60 or 62 depending on date of employment, or if the member was grandfathered under a previous rule. There are no automatic postemployment benefit changes; including automatic COLAs. Ad hoc post-employment benefit changes, including ad hoc COLAs can be granted by the Texas Legislature as noted in the Plan description above. Accordingly, the 2023 Texas Legislature passed Senate Bill (SB) 10 and House Joint resolution (HJR) 2 to provide eligible retirees with a one-time-stipend and an ad hoc cost-of-living- adjustment (COLA).

**One-Time Stipends** - Stipends, regardless of annuity amount, were paid in September 2023 to annuitants who met the qualifying age requirement on or before August 31, 2023.

- A one-time \$7,500 stipend to eligible annuitants who are 75 years of age and older.
- A one-time \$2,400 stipend to eligible annuitants age 70 to 74

**Cost-of-Living Adjustment** - A cost-of-living adjustment (COLA) was dependent on Texas voters approving a constitutional amendment (Proposition 9) to authorize the COLA. Voters approved the amendment in the November 2023 election and the following COLA was applied to eligible annuitants' payments beginning with their January 2024 payment.

- 2% COLA for eligible retirees who retired between September 1, 2013 through August 31, 2020.
- 4% COLA for eligible retirees who retired between September 1, 2001 through August 31, 2013.
- 6% COLA for eligible retirees who retired on or before August 31, 2001.

Texas Government Code section 821.006 prohibits benefit improvements, if, as a result of the particular action, the time required to amortize TRS unfunded actuarial liabilities would be increased to a period that exceeds 31 years, or, if the amortization period already exceeds 31 years, the period would be increased by such action. Actuarial implications of the funding provided in this manner are determined by the System's actuary.

**Contributions.** Contribution requirements are established or amended pursuant to 16, Section 67 of the Texas Constitution which requires the Texas legislature to establish a member contribution rate of not less than 6 percent of the member's annual compensation and a state contribution rate of not less than 6 percent and not more than 10 percent of the aggregate annual compensation paid to members of the System during the fiscal year.

Employee contribution rates are set in state statute, Texas Government Code 825.402. The TRS Pension Reform Bill (Senate Bill 12) of the 86th Texas Legislature amended Texas Government Code 825.402 for member contributions and increased employee and employer contribution rates for fiscal years 2019 thru 2025.

The following table shows contribution rates by type of contributor for the measurement year 2024 and the contributions by type of contributions reported to TRS which were received by TRS during the current 2025 fiscal year. The reported contributions for the 2024 measurement year from the member and the employers are included in the calculation of the district's proportionate share of the net pension liability.

| Contribution Rates                       |       |       |
|--|-------|-------|
|  | 2024  | 2025  |
| Member                                   | 8.25% | 8.25% |
| Non-Employer Contributing Entity (State) | 8.25% | 8.25% |
| Employers                                | 8.25% | 8.25% |

|  |    |         |
|--|----|---------|
| Current fiscal year District contributions | \$ | 76,898  |
| Current fiscal year Member contributions   | \$ | 176,630 |
| Measurement year NECE contributions        | \$ | 134,746 |

Contributors to the plan include members, employers and the State of Texas as the only non-employer contributing entity. The State is the employer for senior colleges, medical schools and state agencies including TRS. In each respective role, the State contributes to the plan in accordance with state statutes and the General Appropriations Act (GAA).

As the non-employer contributing entity for public education and junior colleges, the State of Texas contributes to the retirement system an amount equal to the current employer contribution rate times the aggregate annual compensation of all participating members of the pension trust fund during that fiscal year reduced by the amounts described below which are paid by the employers. Employers (public school, junior college, other entities, or the State of Texas as the employer for senior colleges, universities and medical schools) are required to pay the employer contribution rate in the following instances:

- On the portion of the member's salary that exceeds the statutory minimum for members entitled to the statutory minimum under Section 21.402 of the Texas Education Code.
- During a new member's first 90 days of employment.
- When any part or all of an employee's salary is paid by federal funding sources, a privately sponsored source, from non-educational and general, or local funds.

In addition to the employer contributions listed above, there are two additional surcharges an employer is subject to:

- All public schools, charter schools and regional education service centers must contribute 1.9% of the member's salary beginning in fiscal year 2024, gradually increasing to 2% in fiscal year 2025.
- When employing a retiree of the Teacher Retirement System the employer shall pay both the member contribution and the state contribution as an employment after retirement surcharge.

**Net Pension Liability.** Components of the net pension liability of the plan as of August 31, 2024 are disclosed below: (From TRS Annual Comprehensive Financial Report 2024, p. 88.)

| <u>Net Pension Liability</u>                            | <u>Total</u>             |
|---|--------------------------|
| Total Pension Liability                                 | \$ 271,627,434,294       |
| Less: Plan Fiduciary Net Position                       | (210,543,258,495)        |
| Net Pension Liability                                   | <u>\$ 61,084,175,799</u> |
| Net Position as a percentage of Total Pension Liability | 77.51%                   |

**Actuarial Assumptions.** The total pension liability in the August 31, 2023 actuarial valuation was determined using the following assumptions: Actuarial Assumptions can be found in the TRS ACFR, page 88.

The actuarial methods and assumptions used in the determination of the total pension liability are the same assumptions used in the actuarial valuation as of August 31, 2023. For a full description of these assumptions, please see the TRS actuarial valuation report dated November 22, 2023.

|   |  |
|---|--|
| Valuation Date                                  | August 31, 2023 rolled forward to August 31, 2024  |
| Actuarial Cost Method                           | Individual Entry Age Normal  |
| Asset Valuation Method                          | Fair Value   |
| Actuarial Assumptions:                          |  |
| Single Discount Rate                            | 7.00%  |
| Long-term expected Investment Rate of Return    | 7.00%  |
| Municipal bond rate as of August 2024           | 3.87% - The source for the rate is the Bond Buyers 20 Index which represents the estimated yield of a portfolio of 20 general obligation bonds maturing in 20 years based on a survey of municipal bond traders. |
| Last year ending August 31 in Projection Period | 2123   |
| Inflation                                       | 2.30%  |
| Salary Increases                                | 2.95% to 8.95% including inflation   |
| Ad hoc Post-Employment Benefit Changes          | None   |

**Discount Rate.** A single discount rate of 7.00 percent was used to measure the total pension liability. The single discount rate was based on the expected rate of return on plan investments of 7.00 percent. The projection of cash flows used to determine this single discount rate assumed that contributions from active members, employers and the non-employer contributing entity will be made at the rates set by the legislature during the 2019 session. It is assumed that future employer and state contributions will be 9.54 percent of payroll in fiscal year 2025 and thereafter. This includes all employer and state contributions for active and rehired retirees.

Based on those assumptions, the pension plan's fiduciary net position was projected to be available to make all future benefit payments of current plan members. Therefore, the long-term expected rate of return on pension plan investments was applied to all periods of projected benefit payments to determine the total pension liability.

The long-term rate of return on pension plan investments is 7.00 percent. The long-term expected rate of return on pension plan investments was determined using a building-block method in which best-estimate ranges of expected future real rates of return (expected returns, net of pension plan investment expense and inflation) are developed for each major asset class. These ranges are combined to produce the long-term expected rate of return by weighting the expected future real rates of return by the target asset allocation percentage and by adding expected inflation. Best estimates of geometric real rates of return for each major asset class included in the System's target asset allocation as of August 31, 2024 (see page 56 of the 2024 TRS ACFR) are summarized below:

| Asset Class <sup>1</sup>                                    | Target Allocation <sup>2</sup><br>% | Long-Term Expected<br>Geometric Real Rate<br>of Return <sup>3</sup> | Expected<br>Contribution to<br>Long-Term Portfolio<br>Returns |
|---|-------------------------------------|---|---|
| Global Equity   |                                     |   |   |
| USA   | 18%                                 | 4.0%  | 1.0%  |
| Non-U.S. Developed  | 13%                                 | 4.5%  | 0.8%  |
| Emerging Markets  | 9%                                  | 4.8%  | 0.7%  |
| Private Equity  | 14%                                 | 7.0%  | 1.2%  |
| Stable Value  |                                     |   |   |
| Government Bonds  | 16%                                 | 2.5%  | 0.4%  |
| Absolute Return (Including Credit<br>Sensitive Investments) | 0%                                  | 3.6%  | 0.0%  |
| Stable Value Hedge Funds                                    | 5%                                  | 4.1%  | 0.2%  |
| Real Return   |                                     |   |   |
| Real Estate   | 15%                                 | 4.9%  | 1.2%  |
| Energy, Natural Resources and<br>Infrastructure             | 6%                                  | 4.8%  | 0.4%  |
| Commodities   | 0%                                  | 4.4%  | 0.0%  |
| Risk Parity   |                                     |   |   |
| Risk Parity   | 8%                                  | 4.5%  | 0.4%  |
| Asset Allocation Leverage                                   |                                     |   |   |
| Cash  | 2%                                  | 3.7%  | 0.0%  |
| Asset Allocation Leverage                                   | -6%                                 | 4.4%  | -0.1%   |
| Inflation Expectation                                       |                                     |   | 2.4%  |
| Volatility Drag <sup>4</sup>                                |                                     |   | -0.7%   |
| Expected Return   | 100%                                |   | 7.9%  |

<sup>1</sup> Absolute Return includes Credit Sensitive Investments.

<sup>2</sup> Target allocations are based on the FY2024 policy model.

<sup>3</sup> Capital Market Assumptions (CMA) come from 2024 SAA Study CMA Survey (as of 12/31/2023).

<sup>4</sup> The volatility drag results from the conversion between arithmetic and geometric mean returns.

**Discount Rate Sensitivity Analysis.** The following table presents the District's net pension liability of the plan using the discount rate of 7.00 percent, and what the net pension liability would be if it were calculated using a discount rate that is one percentage point lower (6.00 percent) or one percentage point higher (8.00 percent) than the current rate.

|   | 1% Decrease in<br>Discount Rate<br>(6.00%) | Discount Rate<br>(7.00%) | 1% Increase in<br>Discount Rate<br>(8.00%) |
|---|--|--------------------------|--|
| District's proportionate share of the net pension liability | \$ 1,074,411                               | \$ 672,661               | \$ 339,784                                 |

***Pension Liabilities, Pension Expense, and Deferred Outflows of Resources and Deferred Inflows of Resources Related to Pensions.*** At August 31, 2025, the District reported a liability of \$672,661 for its proportionate share of the TRS's net pension liability. This liability reflects a reduction for State pension support provided to the District. The amount recognized by the District as its proportionate share of the net pension liability, the related State support, and the total portion of the net pension liability that was associated with the District were as follows:

|  |                     |
|--|---------------------|
| District's proportionate share of the collective net pension liability | \$ 672,661          |
| State's proportionate share that is associated with the District       | 1,460,576           |
| Total  | <u>\$ 2,133,237</u> |

The net pension liability was measured as of August 31, 2023 and rolled forward to August 31, 2024 and the total pension liability used to calculate the net pension liability was determined by an actuarial valuation as of that date. The District's proportion of the net pension liability was based on the District's contributions to the pension plan relative to the contributions of all employers to the plan for the period September 1, 2023 thru August 31, 2024.

At August 31, 2024 the District's proportion of the collective net pension liability was 0.0011012040% which was an increase of 0.0001161781% from its proportion measured as of August 31, 2023.

***Changes Since the Prior Actuarial Valuation.*** The actuarial assumptions and methods are the same as used in the determination of the prior year's net pension liability.

***Changes in Benefits.*** The 2023 Texas Legislature passed Senate Bill 10 (SB10), which provided a stipend payment to certain retirees and variable ad hoc cost-of-living adjustments (COLA) to certain retirees in early fiscal year 2024. Due to its timing, the legislation and payments were not reflected in the August 31, 2023 actuarial valuation. Under the roll forward method, an adjustment was made to reflect the legislation in the rolled forward liabilities for the current measurement year, August 31, 2024. SB 10 and House Joint Resolution 2 (HJR 2) of the 88th Regular Legislative Session appropriated payments of \$1,645 billion for on-time stipends and \$3,355 billion for COLAs. This appropriation is treated as a supplemental contribution and included in other additions. Since the Legislature appropriated funds for this one-time stipend and COLA, there was no impact on the Net Pension Liability of TRS.

For the year ended August 31, 2025, the District recognized pension expense of \$280,969 and revenue of \$174,563 for support provided by the State in the Government-Wide Statement of Activities.

At August 31, 2025, the District reported its proportionate share of the TRS's deferred outflows of resources and deferred inflows of resources related to pensions from the following sources:

|   | Deferred<br>Outflows of<br>Resources | Deferred<br>Inflows of<br>Resources |
|---|--------------------------------------|-------------------------------------|
| Difference between expected and actual economic experiences   | \$ 37,076                            | \$ 5,252                            |
| Changes in actuarial assumptions  | 34,731                               | 4,656                               |
| Differences between projected and actual investment earnings  | 4,089                                |                                     |
| Changes in proportion and differences between the District's contributions and the proportionate share of contributions | 123,574                              | 65,349                              |
| Total as of August 31, 2024 measurement date  | \$ 199,470                           | \$ 75,257                           |
| Contributions paid to TRS subsequent to the measurement date  | 76,898                               |                                     |
| Total as of August 31, 2025 fiscal year end   | <u>\$ 276,368</u>                    | <u>\$ 75,257</u>                    |

The net amounts of the District's balances of deferred outflows and inflows of resources related to pensions will be recognized in pension expense as follows:

| Fiscal year ended August 31, | Amount      |
|------------------------------|-------------|
| 2026                         | \$ 18,490   |
| 2027                         | \$ 96,060   |
| 2028                         | \$ 17,242   |
| 2029                         | \$ (16,771) |
| 2030                         | \$ 9,192    |
| Thereafter                   | \$ 0        |

## J. DEFINED OTHER POST-EMPLOYMENT BENEFIT PLANS

**Plan Description.** The Somewhere Independent School District participates in the Texas Public School Retired Employees Group Insurance Program (TRS-Care). It is a multiple-employer, cost-sharing, defined benefit other post-employment (OPEB) plan that has a special funding situation. The TRS-Care program was established in 1986 by the Texas Legislature.

The TRS Board of Trustees administers the TRS-Care program and the related fund in accordance with Texas Insurance Code Chapter 1575. The Board of Trustees is granted the authority to establish basic and optional group insurance coverage for participants as well as to amend benefit terms as needed under Chapter 1575.052. The Board may adopt rules, plans, procedures, and orders reasonably necessary to administer the program, including minimum benefits and financing standards.

**OPEB Plan Fiduciary Net Position.** Detail information about the TRS-Care's fiduciary net position is available in the separately issued TRS Annual Comprehensive Financial Report (ACFR) that includes financial statements and required supplementary information. That report may be obtained on the internet at <http://www.trs.texas.gov/learning-resources/publications>; by writing to TRS at P.O. Box 149676, Austin, TX, 78714-0185; or by calling (800) 223-8778.

Components of the net OPEB liability of the TRS-Care plan as of August 31, 2024 are as follows:

| <u>Net OPEB Liability:</u>                           | <u>Total</u>             |
|--|--------------------------|
| Total OPEB liability                                 | \$ 35,168,178,563        |
| Less: plan fiduciary net position                    | (4,816,646,311)          |
| Net OPEB liability                                   | <u>\$ 30,351,532,252</u> |
| Net position as a percentage of total OPEB liability | 13.70%                   |

**Benefits Provided.** TRS-Care provides health insurance coverage to retirees from public and charter schools, regional education service centers, and other educational districts who are members of the TRS pension plan. Optional dependent coverage is available for an additional fee.

Eligible non-Medicare retirees and their dependents may enroll in TRS-Care Standard, a high-deductible health plan. Eligible Medicare retirees and their dependents may enroll in the TRS-Care Medicare Advantage medical plan and the TRS-Care Medicare Rx prescription drug plan. To qualify for TRS-Care coverage, a retiree must have at least 10 years of service credit in the TRS pension system. There are no automatic post-employment benefit changes; including automatic COLAs.

The premium rates for retirees are presented in the following table:

| TRS-Care Plan Premium Rates              |          |              |
|--|----------|--------------|
|  | Medicare | Non-Medicare |
| Retiree or surviving spouse              | \$ 135   | \$ 200       |
| Retiree and spouse                       | 529      | 689          |
| Retiree or surviving spouse and children | 468      | 408          |
| Retiree and family                       | 1,020    | 999          |

**Contributions.** Contribution rates for the TRS-Care plan are established in state statute by the Texas Legislature, and there is no continuing obligation to provide benefits beyond each fiscal year. The TRS-Care plan is currently funded on a pay-as-you-go basis and is subject to change based on available funding. Funding for TRS-Care is provided by retiree premium contributions and contributions from the state, active employees, and participating employers based on active employee compensation. The TRS Board of Trustees does not have the authority to set or amend contribution rates.

Texas Insurance Code, Section 1575.202 establishes the state's contribution rate which is 1.25% of the employee's salary. Section 1575.203 establishes the active employee's rate which is 0.65% of salary. Section 1575.204 establishes a public school contribution rate of not less than 0.25% or not more than 0.75% of the salary of each active employee of the school. The actual public school contribution rate is prescribed by the Legislature in the General Appropriations Act which is 0.75 percent of each active employee's pay for fiscal year 2024. The following table shows contributions to the TRS-Care plan by type of contributor as reported for the district by TRS for the TRS measurement year. The district and member contributions reported are included in the calculation of the district's proportionate share of the Net TRS-Care liability for the measurement period.

| Contribution Rates                            |       |       |
|---|-------|-------|
|   | 2024  | 2025  |
| Active employee                               | 0.65% | 0.65% |
| Non-employer contributing entity (State)      | 1.25% | 1.25% |
| Employers                                     | 0.75% | 0.75% |
| Federal/private funding remitted by employers | 1.25% | 1.25% |

|  |    |        |
|--|----|--------|
| Current fiscal year District contributions | \$ | 22,195 |
| Current fiscal year member contributions   | \$ | 13,916 |
| Measurement year NECE contributions        | \$ | 20,972 |

In addition to the employer contributions listed above, there is an additional surcharge all TRS employers are subject to (regardless of whether or not they participate in the TRS-Care OPEB program). When hiring a TRS retiree, employers are required to pay to TRS-Care, a monthly surcharge of \$535 per retiree.

**Actuarial Assumptions.** The actuarial valuation was performed as of August 31, 2023. Update procedures were used to roll forward the total OPEB liability to August 31, 2024. The actuarial valuation was determined using the following actuarial assumptions.

The actuarial valuation of the OPEB plan offered through TRS-Care is similar to the actuarial valuation performed for the pension plan, except that the OPEB valuation is more complex. The demographic assumptions were updated based on the experience study performed for TRS for the period ending August 31, 2021. The following assumptions and other inputs used for members of TRS-Care are based on an established pattern of practice and are identical to the assumptions used in the August 31, 2023 TRS pension actuarial valuation that was rolled forward to August 31, 2024:

|                      |                     |
|----------------------|---------------------|
| Rates of Mortality   | Rates of Disability |
| Rates of Retirement  | General Inflation   |
| Rates of Termination | Wage Inflation      |

The active mortality rates were based on PUB(2010), Amount-Weighted, Below-Median Income, Teacher male and female tables (with a two-year set forward for males). The post-retirement mortality rates for healthy lives were based on the 2021 TRS of Texas Healthy Pensioner Mortality Tables. The rates were projected on a fully generational basis using the ultimate improvement rates from mortality projection scale MP-2021.

Additional Actuarial Methods and Assumptions:

|  |  |
|--|--|
| Valuation Date                         | August 31, 2023 rolled forward to August 31, 2024  |
| Actuarial Cost Method                  | Individual Entry Age Normal  |
| Inflation                              | 2.30%  |
| Discount Rate                          | 3.87% as of August 31, 2024  |
| Aging Factors                          | Based on the Society of Actuaries' 2013 Study "Health Care Costs - From Birth to Death".   |
| Expenses                               | Third-party administrative expenses related to the delivery of health care benefits are included in the age-adjusted claims costs. |
| Projected Salary Increases             | 2.95% to 8.95%, including inflation  |
| Ad hoc post-employment benefit changes | None   |

The initial medical trend rate was 6.75 percent for non-Medicare retirees. For Medicare retirees, trend rates are higher in the first two years due to anticipated growth but thereafter match those of non-Medicare retirees. The initial prescription drug trend rate was 7.25 percent for all retirees. The initial trend rates decrease to an ultimate trend rate of 4.25 percent over a period of 11 years.

**Discount Rate.** A single discount rate of 3.87 percent was used to measure the total OPEB liability. This was an decrease of 0.26 percent in the discount rate since the previous year. Because the investments are held in cash and there is no intentional objective to advance fund the benefits, the Single Discount Rate is equal to the prevailing municipal bond rate. The source of the municipal bond rate is the Bond Buyers's "20-Bond GO index" as of August 31, 2024 using the Fixed Income Municipal bonds with 20 years to maturity that include only federally tax-exempt municipal bonds.

***Sensitivity of the Net OPEB Liability:***

**Discount Rate Sensitivity Analysis.** The following schedule shows the impact of the net OPEB liability if the discount rate used was 1% less than and 1% greater than the discount rate that was used (3.87%) in measuring the net OPEB liability.

|  | 1% Decrease in<br>Discount Rate<br>(2.87%) | Current Single<br>Discount Rate<br>(3.87%) | 1% Increase in<br>Discount Rate<br>(4.87%) |
|--|--|--|--|
| District's proportionate share of net OPEB liability | \$ 664,455                                 | \$ 559,284                                 | \$ 474,303                                 |

**Healthcare Cost Trend Rates Sensitivity Analysis.** The following presents the net OPEB liability of the plan using the assumed healthcare cost trend rate, as well as what the net OPEB liability would be if it were calculated using a trend rate that is one-percentage point lower or one-percentage point higher than the assumed healthcare cost trend rate.

|  | 1% Decrease | Current<br>Healthcare Cost<br>Trend Rate | 1% Increase |
|--|-------------|--|-------------|
| District's proportionate share of net OPEB liability | \$ 455,453  | \$ 559,284                               | \$ 694,585  |

***OPEB Liabilities, OPEB Expense, and Deferred Outflows of Resources and Deferred Inflows of Resources Related to OPEBs.*** At August 31, 2025, the District reported a liability of \$559,284 for its proportionate share of the TRS's net OPEB liability. This liability reflects a reduction for State OPEB support provided to the District. The amount recognized by the District as its proportionate share of the net OPEB liability, the related State support, and the total portion of the net OPEB liability that was associated with the District were as follows:

|   |                     |
|---|---------------------|
| District's proportionate share of the collective net OPEB liability | \$ 559,284          |
| State's proportionate share that is associated with the District    | 700,775             |
| Total   | <u>\$ 1,260,059</u> |

The net OPEB liability was measured as of August 31, 2023 and rolled forward to August 31, 2024 and the total OPEB liability used to calculate the net OPEB liability was determined by an actuarial valuation as of that date. The employer's proportion of the net OPEB liability was based on the employer's contributions to OPEB relative to the contributions of all employers to the plan for the period September 1, 2023 thru August 31, 2024.

At August 31, 2024 the District's proportion of the collective net OPEB liability was 0.0018426864% which was an increase of 0.0001806207% from its proportion measured as of August 31, 2023.

***Changes in Actuarial Assumptions Since the Prior Actuarial Valuation.*** The following were changes to the actuarial assumptions or other inputs that affected measurement of the total OPEB liability (TOL) since the prior measurement period:

1. The single discount rate changed from 4.13 percent as of August 31, 2023 to 3.87 percent as of August 31, 2024, accompanied by revised demographic and economic assumptions based on the TRS experience study.
2. The tables used to model the impact of aging on the underlying claims were revised.

***Changes in Benefit Terms.*** There were no changes in benefit terms since the prior measurement date.

For the year ended August 31, 2025, the District recognized OPEB expense of (\$133,361) and revenue of (\$91,088) for support provided by the State.

At August 31, 2025, the District reported its proportionate share of the TRS's deferred outflows of resources and deferred inflows of resources related to other post-employment benefits from the following sources:

|  | Deferred Outflow<br>of Resources | Deferred Inflow<br>of Resources |
|--|----------------------------------|---------------------------------|
| Differences between expected and actual actuarial experience   | \$ 107,196                       | \$ 279,113                      |
| Changes in actuarial assumptions   | 71,582                           | 182,488                         |
| Differences between projected and actual investment earnings   |                                  | 1,567                           |
| Changes in proportion and difference between the District's contributions and the proportionate share of contributions | 360,653                          | 274,361                         |
| Total as of August 31, 2024 measurement date   | \$ 539,431                       | \$ 737,529                      |
| Contributions paid to TRS subsequent to the measurement date   | 22,195                           |                                 |
| Total as of August 31, 2025 fiscal year end  | <u>\$ 561,626</u>                | <u>\$ 737,529</u>               |

The net amounts of the District's balances of deferred outflows and inflows of resources related to OPEB will be recognized in OPEB expense as follows:

| Fiscal year ended August 31, | Amount      |
|------------------------------|-------------|
| 2026                         | \$ (56,738) |
| 2027                         | \$ (31,407) |
| 2028                         | \$ (98,622) |
| 2029                         | \$ (25,941) |
| 2030                         | \$ (9,010)  |
| Thereafter                   | \$ 23,620   |

## K. HEALTH CARE COVERAGE - RETIREES AND ACTIVE EMPLOYEES

### Retiree Health Care Coverage

**Plan Description.** The District participates in the Texas Public School Retired Employees Group Insurance Program (TRS-Care), a cost-sharing multiple-employer defined benefit post-employment health care plan administered by the Teacher Retirement System of Texas. TRS-Care provides health care coverage for certain persons (and their dependents) who retire under the Teacher Retirement System of Texas. The statutory authority for the program is Texas Insurance Code, Chapter 1575. Texas Insurance Code Section 1575.052 grants the TRS Board of Trustees the authority to establish and amend basic and optional group insurance coverage for participants. The TRS issues a publicly available financial report that includes financial statements and required supplementary information for TRS-Care. That report may be obtained by writing to the TRS Communications Department, 1000 Red River Street, Austin, Texas 78701, by phoning the TRS Communications Department at 1-800-223-8778, or by downloading the report from the TRS Internet Website, [www.trs.state.tx.us](http://www.trs.state.tx.us) under the TRS Publications heading.

**Funding Policy.** Contribution requirements are not actuarially determined but are legally established each biennium by the Texas Legislature. Texas Insurance Code, Sections 1575.202, 203, and 204 establish state, active employee, and public school contributions, respectively. The Contribution Rate for the State was 1.25% for 2023 thru 2025. The contribution rate for the district was 0.75% for 2023 thru 2025. The contribution rate for active employees was 0.65% of the district payroll for 2023 thru 2025. Per Texas Insurance Code, Chapter 1575, the public school contribution may not be less than 0.25% or greater than 0.75% of the salary of each active employee of the public school. For staff members funded by federal programs, the federal programs are required to contribution 1.25% for 2023 thru 2025.

**Contributions.** Contributions made by the State on behalf of the District are recorded in the governmental funds financial statements as both revenue and expenditures. State contributions to TRS made on behalf to the District's employees as well as the District's required contributions and federal grant program contributions for the years ended August 31, 2025, 2024 and 2023 are as follows:



| Contribution Rates and Contribution Amounts |        |           |       |           |                 |           |
|---|--------|-----------|-------|-----------|-----------------|-----------|
| Year  | Member |           | State |           | School District |           |
|   | Rate   | Amount    | Rate  | Amount    | Rate            | Amount    |
| 2025  | 0.065% | \$ 13,916 | 1.25% | \$ 26,762 | 0.75%           | \$ 16,057 |
| 2024  | 0.65%  | \$ 13,102 | 1.25% | \$ 25,196 | 0.75%           | \$ 15,099 |
| 2023  | 0.65%  | \$ 11,670 | 1.25% | \$ 22,441 | 0.75%           | \$ 13,464 |

*Medicare Part D.* The Medicare Prescription Drug, Improvement, and Modernization Act of 2003, which was effective January 1, 2006 established prescription drug coverage for Medicare beneficiaries known as Medicare Part D. One of the provisions of Medicare Part D allows for the TRS-Care to receive retiree drug subsidy payments from the federal government to offset certain prescription drug expenditures for eligible TRS-Care participants. On-behalf payments recognized as equal revenues and expenditures by the District for the years ended August 31, 2025, 2024 and 2023 were \$14,022, \$11,547 and \$9,117, respectively.

#### **Active Employee Health Care Coverage**

*Plan Description.* The District participates in TRS Active Care sponsored by the Teacher Retirement System of Texas and administered through Aetna and Caremark (pharmacy). TRS-Active Care provides health care coverage to employees (and their dependents) of participating public education entities. Optional life and long-term care insurance are also provided to active members and retirees. Authority for the plan can be found in the Texas Insurance Code, Title 8, Subtitle H, Chapter 1579 and in the Texas Administrative Code, Title 34, Part 3, Chapter 41. The plan began operations on September 1, 2002. This is a premium-based plan. Payments are made on a monthly basis for all covered employees.

#### **L. COMPENSATED ABSENCES**

Compensated absences related to state-mandated personal leave is accruable at five personal days per annum and vests with no limit or expiration until termination of employment with the District and is payable upon use by employees at their discretion. The liability for accrued compensate absences is included as part of long-term liabilities on the Statement of Net Position.

#### **M. CHANGES IN LONG-TERM LIABILITIES**

Long-term activity for the year ended August 31, 2025, was as follows:

|                         | Beginning<br>Balance<br>(restated) | Additions         | Retirements       | Ending<br>Balance    | Due Within<br>One Year |
|-------------------------|------------------------------------|-------------------|-------------------|----------------------|------------------------|
| Bonds and notes payable | \$ 11,192,270                      |                   | \$ 347,270        | \$ 10,845,000        | \$ 305,000             |
| Bond premium            | 725,573                            |                   | 32,554            | 693,019              | 0                      |
| Compensated absences    | 160,682                            | 9,373             |                   | 170,055              | 29,555                 |
| Net pension liability   | 676,618                            |                   | 3,957             | 672,661              | 0                      |
| Net OPEB liability      | 367,953                            | 191,331           |                   | 559,284              | 0                      |
| Total                   | <u>\$ 13,123,096</u>               | <u>\$ 200,704</u> | <u>\$ 383,781</u> | <u>\$ 12,940,019</u> | <u>\$ 334,555</u>      |

#### **N. UNAVAILABLE/UNEARNED REVENUE**

Unavailable and unearned revenue at year-end consisted of the following:

| Fund              | Unavailable<br>Revenue<br>(levied but<br>uncollected<br>property<br>taxes) | Deferred<br>Insurance<br>Recovery<br>Proceeds<br>(not yet<br>expended) | Total               |
|-------------------|--|--|---------------------|
| General fund      | \$ 269,962   | \$ 1,797,790   | \$ 2,067,752        |
| Debt service fund | 118,229  |  | 118,229             |
| Total             | <u>\$ 388,191</u>  | <u>\$ 1,797,790</u>  | <u>\$ 2,185,981</u> |

#### O. DUE FROM STATE AND FEDERAL AGENCIES

The District participates in a variety of federal and state programs from which it receives grants to partially or fully finance certain activities. In addition, the District receives entitlements from the State through the School Foundation and Per Capita Programs. Amounts due from federal and state governments as of August 31, 2025, are summarized below. They are reported on the combined financial statements as Due from Other Governments.

|                             | State<br>Entitlements | Federal<br>Grants | Total             |
|-----------------------------|-----------------------|-------------------|-------------------|
| General                     | \$ 67,695             |                   | \$ 67,695         |
| Nonmajor governmental funds | 1,791                 | 67,253            | 69,044            |
| Net Total Receivables       | <u>\$ 69,486</u>      | <u>\$ 67,253</u>  | <u>\$ 136,739</u> |

#### P. REVENUE FROM LOCAL AND INTERMEDIATE SOURCES

During the current year, revenues from local and intermediate sources consisted of the following:

| Description                                      | General<br>Fund     | Debt<br>Service<br>Fund | Capital<br>Projects<br>Fund | Other<br>Nonmajor<br>Funds | Total               |
|--|---------------------|-------------------------|-----------------------------|----------------------------|---------------------|
| Property taxes                                   | \$ 1,529,159        | \$ 743,670              |                             |                            | \$ 2,272,829        |
| Penalties, interest and other tax-related income | 27,799              | 11,339                  |                             |                            | 39,138              |
| Food sales                                       |                     |                         |                             | 14,603                     | 14,603              |
| Investment income                                | 70,956              | 19,737                  | 59,453                      |                            | 150,146             |
| Rent income                                      | 48,006              |                         |                             |                            | 48,006              |
| Extracurricular student activities               | 16,100              |                         |                             | 41,491                     | 57,591              |
| Gifts and contributions                          | 6,837               |                         |                             | 73,864                     | 80,701              |
| Services to other districts                      | 11,250              |                         |                             |                            | 11,250              |
| Other  | 10,577              |                         |                             | 295                        | 10,872              |
| Total  | <u>\$ 1,720,684</u> | <u>\$ 774,746</u>       | <u>\$ 59,453</u>            | <u>\$ 130,253</u>          | <u>\$ 2,685,136</u> |

#### Q. CONSTRUCTION AND OTHER SIGNIFICANT COMMITMENTS AND CONTINGENCIES

The District participates in grant programs which are governed by various rules and regulations of the grantor agencies. Costs charged to the respective grant programs are subject to audit and adjustment by the grantor agencies; therefore, to the extent that the District has not complied with the rules and regulations governing the grants, refunds of any money received may be required and the collectibility of any related receivable may be impaired. In the opinion of the District, there are no significant contingent liabilities related to compliance with the rules and regulations governing the respective grants; therefore, no provision has been recorded in the accompanying basic financial statements for such contingencies.

#### R. JOINT VENTURE SHARED SERVICE ARRANGEMENTS

The District participates in a shared services arrangement for Special Education services with the Palo Pinto County Special Ed Co-op. The District does not account for revenues or expenditures in this program and does not disclose them in these financial statements. The District neither has a joint ownership interest in fixed assets purchased by the fiscal agent, Mineral Wells ISD, nor does the district have a net equity interest in the fiscal agent. The fiscal agent is neither accumulating significant financial resources nor fiscal exigencies that would give rise to a future additional benefit or burden to the District. The fiscal agent manager is responsible for all financial activities of the shared services arrangement.

The District also participates in various shared service arrangements with the Education Service Center Region 11. The District does not account for revenues or expenditures in this program and does not disclose them in these financial statements. The Education Service Center Region 11 is the fiscal agent manager and is responsible for all financial activities of the shared service arrangement.

## **S. RISK MANAGEMENT**

The District is exposed to various risks of loss related to torts, theft, damage or destruction of assets, errors and omissions, injuries to employees, and natural disasters. During the fiscal year 2025, the District purchased commercial insurance to cover general liabilities. Additional insurance information by coverage type follows.

### Property Casualty Program

The District participated in the Texas Association of School Boards Risk Management Fund (the “Fund”) with coverage in auto liability, auto physical damage, general liability, property and legal liability. The Fund was created and is operated under the provisions of the Interlocal Cooperation Act, Chapter 791 of the Texas Government Code. All members participating in the Fund execute Interlocal Agreements that define the responsibilities of the parties. There were no significant reductions in coverage in the past fiscal year and there were not settlements exceeding insurance coverage for each of the past three years.

The Fund purchases stop-loss coverage for protection against catastrophic and larger than anticipated claims for its auto, liability and property programs. The terms and limits of the stop-loss program vary by line coverage. The Fund uses the services of an independent actuary to determine the adequacy of reserves and fully funds those reserves. For the year ended August 31, 2025, the Fund anticipates the District has not additional liability beyond the contractual obligations for payment of contributions.

### Workers’ Compensation

The District has established a partially self-funded workers’ compensation plan by participating in the Claims Administrative Services, Inc. self-insured workers’ compensation program administered by Texas Educational Insurance Association (the “Association”). The Association is a public entity risk pool currently operating as a common risk management and insurance program for member school districts. The main purpose of the Association is to partially self-insure certain workers compensation risks up to a agreed upon retention limit. The plan for workers’ compensation benefits is authorized by Section 504.011 of the Labor Code. Claims are paid by a third party administrator acting on behalf of the District under the terms of a contractual agreement. Administrative fees are included within the provisions of that agreement. The liability of the workers’ compensation self-insurance plan includes \$11,148 incurred but not reported claims and a loss-limit of \$5,529. Costs are allocated to other funds and the retained earnings are fully reserved for self-funded insurance. Estimates of claims payable at August 31, 2025, are reflected as accounts and claims payable of the Fund (if material). The plan is funded to discharge liabilities of the fund as they become due.

### Unemployment Compensation

During the year ended August 31, 2025, the District provided unemployment compensation coverage to its employees through participation in the TASB Risk Management Fund (the “Fund”). The Fund was created and is operated under the provisions of the Interlocal Cooperation Act, Chapter 791 of the Texas Government Code. The Fund’s unemployment compensation program is authorized by Section 22.005 of the Texas Education Code and Chapter 172 of the Texas Local Government Code. All members participating in the Fund execute interlocal agreements that define the responsibilities of the parties.

The Fund meets its quarterly obligation to the Texas Workforce Commission. Expenses are accrued monthly until the quarterly payment has been made. Expenses can be reasonably estimated; therefore, there is no need for specific or aggregate stop-loss coverage for the unemployment compensation pool. For the year ended August 31, 2025, the Fund anticipates that the District has no additional liability beyond the contractual obligation for payment of contribution.

The Fund engages the services of an independent auditor to conduct a financial audit after the close of each year on August 31. The audit is accepted by the Fund’s board of trustees in February of the following year. The Fund’s audited financial statements as of August 31, 2025, are available on the TASB Risk Management Fund website and have been filed with the Texas Department of Insurance in Austin.

## **T. GENERAL FUND FEDERAL SOURCE REVENUES**

None.

## **U. SUBSEQUENT EVENTS**

Management has evaluated subsequent events through September 29, 2025; the date which the financial statements were available for distribution. See footnote W below for events related to tornado damage sustained during the year for which the District has called a bond election for November, 2025 for costs which will not be covered under insurance contracts.

## V. ACCOUNTING CHANGES AND ERROR CORRECTIONS

In accordance with GASB Statement 100 related to *Accounting Changes and Error Corrections*, the following was necessary to comply with accounting changes implemented during the current fiscal year:

| Description   | Beginning<br>Net Position<br>Adjustment |
|---|---|
| GASB 101 - Change in accounting principle related to implementation of accounting pronouncement for accrued compensated absences payable as presented on Exhibit B-1. | \$ (160,682)                            |

## W. EXTRAORDINARY EVENT

### Tornado Event and Aftermath

On Sunday, May 18, 2025, the District sustained significant damage from an EF1 tornado. The storm caused major destruction to multiple facilities, including the primary academic campus building both on the new secondary wing and renovated elementary wing, portable classroom buildings, Ag building, new gym, and old gym. These facilities all received some sort of wind and/or water damage. The athletic facilities (football field, baseball field, fieldhouses, and spectator stands) located at 402 Walnut Street were completely destroyed (leveled). Only the softball field and Ag farm were not damaged since they were not in the tornado's path. Several buses received damage as well, however, most did not meet deductible amounts. The District did not finish the 2024-25 school year due to the effects of the tornado and was unable to start school until August 14, 2025 for 2025-26 academic year.

### Insurance Proceeds

As of August 31, 2025, the District has received \$1,913,776 in insurance proceeds and another \$729,378 in September, 2025. Based on adjuster reports, it is expected to receive an additional \$2.1 million for the athletic facilities. It is undeterminable on what other proceeds will be received as final claims are processed. However, It is important to note that insurance proceeds will not fully cover the cost of rebuilding or restoring the damaged facilities. A November, 2025 bond election has been called for athletic facilities costs that will not be covered by insurance.

### Donations

In addition to insurance, the District has received community and organizational donations totaling \$286,678 as of August 31, 2025. An external account for the benefit of the District has also been set up by a donor with \$80,500. As of the audit report date, another \$1,358 in donations has been received. Fund-raising efforts are ongoing.

### Estimated Cost to Rehabilitate

It is still undeterminable what the total cost of rehabilitation will be. Costs incurred as of fiscal year-end totaled \$402,664. Most of the temporary costs including expenditures for the academic buildings and gymnasium should be covered by insurance proceeds. However, as previously stated, insurance costs will not cover the athletic facility costs. Most repairs have been completed in all academic buildings, new and old gym.

### Financial Statement Reporting

Total revenues received that have been expended have been reported as an extraordinary - resource on the Statement of Activities and the Statement of Revenues, Expenditures and Changes in Fund Balances (Exhibits B-1 and C-3) and were reported at \$402,664. Additional insurance proceeds received have been set up as deferred resource inflows on both the Statement of Net Position and the Balance Sheet (Exhibits A-1 and C-1) for \$1,797,790.

Expenditures incurred have been reported as an extraordinary item - (use) on the Statement of Activities and the Statement of Revenues, Expenditures and Changes in Fund Balance (Exhibits B-1 and C-3) for \$402,664 on Exhibit C-3 and \$380,282 on Exhibit B-1. The differences in amounts on the two exhibits are due to capitalized expenditures on Exhibit C-3 that have been reclassified as new assets from Exhibit B-1 to Exhibit A-1 which totaled \$186,326 net of loss on assets destroyed removed from Exhibit A-1 which totaled \$163,944.

*REQUIRED SUPPLEMENTARY INFORMATION*

This page left intentionally blank.

GORDON INDEPENDENT SCHOOL DISTRICT  
SCHEDULE OF REVENUES, EXPENDITURES, AND CHANGES IN FUND BALANCE  
BUDGET AND ACTUAL - GENERAL FUND  
FOR THE YEAR ENDED AUGUST 31, 2025

| Data Control Codes              |   | Budgeted Amounts |              | Actual Amounts (GAAP BASIS) | Variance With Final Budget Positive or (Negative) |
|---------------------------------|---|------------------|--------------|-----------------------------|---|
|                                 |   | Original         | Final        |                             |   |
| REVENUES:                       |   |                  |              |                             |   |
| 5700                            | Total Local and Intermediate Sources                      | \$ 1,733,414     | \$ 1,725,414 | \$ 1,720,684                | \$ (4,730)  |
| 5800                            | State Program Revenues                                    | 1,529,119        | 1,593,432    | 1,650,232                   | 56,800  |
| 5020                            | Total Revenues  | 3,262,533        | 3,318,846    | 3,370,916                   | 52,070  |
| EXPENDITURES:                   |   |                  |              |                             |   |
| Current:                        |   |                  |              |                             |   |
| 0011                            | Instruction   | 1,735,550        | 1,735,550    | 1,803,361                   | (67,811)  |
| 0012                            | Instructional Resources and Media Services                | 100              | 2,450        | 2,158                       | 292   |
| 0013                            | Curriculum and Instructional Staff Development            | 2,050            | 800          | 459                         | 341   |
| 0023                            | School Leadership   | 151,244          | 151,244      | 135,544                     | 15,700  |
| 0031                            | Guidance, Counseling, and Evaluation Services             | 109,304          | 109,304      | 106,161                     | 3,143   |
| 0033                            | Health Services   | 35,708           | 35,708       | 34,636                      | 1,072   |
| 0034                            | Student (Pupil) Transportation                            | 86,816           | 108,816      | 83,439                      | 25,377  |
| 0036                            | Extracurricular Activities                                | 322,651          | 322,651      | 324,625                     | (1,974)   |
| 0041                            | General Administration                                    | 417,987          | 372,987      | 354,021                     | 18,966  |
| 0051                            | Facilities Maintenance and Operations                     | 435,001          | 543,001      | 529,404                     | 13,597  |
| 0052                            | Security and Monitoring Services                          | 34,483           | 26,483       | 25,254                      | 1,229   |
| 0053                            | Data Processing Services                                  | 92,140           | 107,140      | 104,887                     | 2,253   |
| Debt Service:                   |   |                  |              |                             |   |
| 0071                            | Principal on Long-Term Liabilities                        | 57,500           | 57,500       | 57,270                      | 230   |
| 0072                            | Interest on Long-Term Liabilities                         | 1,500            | 1,500        | 1,499                       | 1   |
| Intergovernmental:              |   |                  |              |                             |   |
| 0093                            | Payments to Fiscal Agent/Member Districts of SSA          | 100,000          | 100,000      | 95,339                      | 4,661   |
| 0099                            | Other Intergovernmental Charges                           | 60,500           | 55,500       | 53,414                      | 2,086   |
| 6030                            | Total Expenditures  | 3,642,534        | 3,730,634    | 3,711,471                   | 19,163  |
| 1100                            | Excess (Deficiency) of Revenues Over (Under) Expenditures | (380,001)        | (411,788)    | (340,555)                   | 71,233  |
| OTHER FINANCING SOURCES (USES): |   |                  |              |                             |   |
| 7912                            | Sale of Real and Personal Property                        | 3,000            | 3,000        | -                           | (3,000)   |
| 8911                            | Transfers Out (Use)                                       | (15,000)         | (25,000)     | (20,684)                    | 4,316   |
| 7080                            | Total Other Financing Sources (Uses)                      | (12,000)         | (22,000)     | (20,684)                    | 1,316   |
| OTHER FINANCING SOURCES (USES): |   |                  |              |                             |   |
| 7919                            | Extraordinary Item - Resource                             | -                | 1,972,700    | 402,664                     | (1,570,036)                                       |
| 8913                            | Extraordinary Item - (Use)                                | -                | (778,000)    | (402,664)                   | 375,336   |
| 1200                            | Net Change in Fund Balances                               | (392,001)        | 760,912      | (361,239)                   | (1,122,151)                                       |
| 0100                            | Fund Balance - September 1 (Beginning)                    | 1,575,778        | 1,575,778    | 1,575,778                   | -   |
| 3000                            | Fund Balance - August 31 (Ending)                         | \$ 1,183,777     | \$ 2,336,690 | \$ 1,214,539                | \$ (1,122,151)                                    |

GORDON INDEPENDENT SCHOOL DISTRICT  
SCHEDULE OF THE DISTRICT'S PROPORTIONATE SHARE OF THE NET PENSION LIABILITY  
TEACHER RETIREMENT SYSTEM OF TEXAS  
FOR THE YEAR ENDED AUGUST 31, 2025

|   | Measurement Year Ended August 31, |                     |                     |                   |                     |                     |                     |                   |                     |                     |
|---|-----------------------------------|---------------------|---------------------|-------------------|---------------------|---------------------|---------------------|-------------------|---------------------|---------------------|
|   | 2024                              | 2023                | 2022                | 2021              | 2020                | 2019                | 2018                | 2017              | 2016                | 2015                |
| District's Proportion of the Net Pension Liability (Asset)  | 0.0011012040%                     | 0.0009850259%       | 0.0011749382%       | 0.0009858530%     | 0.0007832474%       | 0.0007936012%       | 0.0011800233%       | 0.0008528364%     | 0.0010052079%       | 0.0010784000%       |
| District's Proportionate Share of Net Pension Liability (Asset)   | \$ 672,661                        | \$ 676,618          | \$ 697,531          | \$ 251,062        | \$ 419,491          | \$ 412,539          | \$ 649,513          | \$ 272,691        | \$ 379,853          | \$ 381,200          |
| States Proportionate Share of the Net Pension Liability (Asset)<br>associated with the District               | 1,460,576                         | 1,591,250           | 1,355,121           | 594,996           | 1,239,052           | 1,019,111           | 1,099,624           | 691,958           | 959,850             | 967,508             |
| <b>Total</b>  | <b>\$ 2,133,237</b>               | <b>\$ 2,267,868</b> | <b>\$ 2,052,652</b> | <b>\$ 846,058</b> | <b>\$ 1,658,543</b> | <b>\$ 1,431,650</b> | <b>\$ 1,749,137</b> | <b>\$ 964,649</b> | <b>\$ 1,339,703</b> | <b>\$ 1,348,708</b> |
| District's Covered Payroll  | \$ 2,015,702                      | \$ 1,795,308        | \$ 1,768,208        | \$ 1,578,845      | \$ 1,439,333        | \$ 1,201,520        | \$ 1,186,298        | \$ 1,193,063      | \$ 1,365,243        | \$ 1,376,597        |
| District's Proportionate Share of the Net Pension Liability (Asset)<br>as a percentage of its Covered Payroll | 33.37%                            | 37.69%              | 39.45%              | 15.90%            | 29.14%              | 34.33%              | 54.75%              | 22.86%            | 27.82%              | 27.69%              |
| Plan Fiduciary Net Position as a % of Total Pension Liability   | 77.51%                            | 73.15%              | 75.62%              | 88.79%            | 75.54%              | 75.24%              | 73.74%              | 82.17%            | 78.00%              | 78.43%              |



GORDON INDEPENDENT SCHOOL DISTRICT  
SCHEDULE OF THE DISTRICT'S CONTRIBUTIONS FOR PENSIONS  
TEACHER RETIREMENT SYSTEM OF TEXAS  
FOR THE YEAR ENDED AUGUST 31, 2025

|   | Fiscal Year Ended August 31, |              |              |              |              |              |              |              |              |              |
|---|------------------------------|--------------|--------------|--------------|--------------|--------------|--------------|--------------|--------------|--------------|
|   | 2025                         | 2024         | 2023         | 2022         | 2021         | 2020         | 2019         | 2018         | 2017         | 2016         |
| Contractually Required Contribution                             | \$ 76,898                    | \$ 61,832    | \$ 50,633    | \$ 54,826    | \$ 41,859    | \$ 30,731    | \$ 27,667    | \$ 40,007    | \$ 28,461    | \$ 31,961    |
| Contribution in Relation to Contractually Required Contribution | (76,898)                     | (61,832)     | (50,633)     | (54,826)     | (41,859)     | (30,731)     | (27,667)     | (40,007)     | (28,461)     | (31,961)     |
| Contribution Deficiency (Excess)                                | \$ -                         | \$ -         | \$ -         | \$ -         | \$ -         | \$ -         | \$ -         | \$ -         | \$ -         | \$ -         |
| District's Covered Payroll                                      | \$ 2,140,973                 | \$ 2,015,702 | \$ 1,795,308 | \$ 1,768,208 | \$ 1,578,845 | \$ 1,439,333 | \$ 1,201,520 | \$ 1,186,298 | \$ 1,193,063 | \$ 1,365,243 |
| Contributions as a % of Covered Payroll                         | 3.59%                        | 3.07%        | 2.82%        | 3.10%        | 2.65%        | 2.14%        | 2.30%        | 3.37%        | 2.39%        | 2.34%        |

GORDON INDEPENDENT SCHOOL DISTRICT  
SCHEDULE OF THE DISTRICT'S PROPORTIONATE SHARE OF THE NET OPEB LIABILITY  
TEACHER RETIREMENT SYSTEM OF TEXAS  
FOR THE YEAR ENDED AUGUST 31, 2025

|  | Measurement Year Ended August 31, |                   |                   |                     |                     |                     |                     |                     |
|--|-----------------------------------|-------------------|-------------------|---------------------|---------------------|---------------------|---------------------|---------------------|
|  | 2024                              | 2023              | 2022              | 2021                | 2020                | 2019                | 2018                | 2017                |
| District's Proportion of the Net OPEB Liability (Asset)  | 0.0018426864%                     | 0.0016620657%     | 0.0018326132%     | 0.0016349919%       | 0.0015215706%       | 0.0013975871%       | 0.0023557054%       | 0.0014508528%       |
| District's Proportionate Share of the Net OPEB Liability (Asset)   | \$ 559,284                        | \$ 367,953        | \$ 438,801        | \$ 630,689          | \$ 578,418          | \$ 660,936          | \$ 1,176,225        | \$ 630,921          |
| State's Proportionate Share of the Net OPEB Liability (Asset)<br>associated with the District              | 700,775                           | 443,992           | 535,268           | 844,983             | 777,255             | 878,236             | 1,007,032           | 955,352             |
| <b>Total</b>   | <b>\$ 1,260,059</b>               | <b>\$ 811,945</b> | <b>\$ 974,069</b> | <b>\$ 1,475,672</b> | <b>\$ 1,355,673</b> | <b>\$ 1,539,172</b> | <b>\$ 2,183,257</b> | <b>\$ 1,586,273</b> |
| District's Covered Payroll   | \$ 2,015,702                      | \$ 1,795,308      | \$ 1,768,208      | \$ 1,578,845        | \$ 1,439,333        | \$ 1,201,520        | \$ 1,186,298        | \$ 1,193,063        |
| District's Proportionate Share of the Net OPEB Liability (Asset)<br>as a percentage of its Covered Payroll | 27.75%                            | 20.50%            | 24.82%            | 39.95%              | 40.19%              | 55.01%              | 99.15%              | 52.88%              |
| Plan Fiduciary Net Position as a % of Total OPEB Liability   | 13.70%                            | 14.94%            | 11.52%            | 6.18%               | 4.99%               | 2.66%               | 1.57%               | 0.91%               |

Note: Only eight years of data is presented in accordance with GASB #75, paragraph 245. "The information for all fiscal years for the 10-year schedules that are required to be presented as required supplementary information may not be available initially. In these cases, during the transition period, that information should be presented for as many years as are available. The schedules should not include information that is not measured in accordance with the requirements of this Statement."

GORDON INDEPENDENT SCHOOL DISTRICT  
SCHEDULE OF THE DISTRICT'S OPEB CONTRIBUTIONS  
TEACHER RETIREMENT SYSTEM OF TEXAS  
FOR THE YEAR ENDED AUGUST 31, 2025

|   | Fiscal Year Ended August 31, |              |              |              |              |              |              |              |
|---|------------------------------|--------------|--------------|--------------|--------------|--------------|--------------|--------------|
|   | 2025                         | 2024         | 2023         | 2022         | 2021         | 2020         | 2019         | 2018         |
| Contractually Required Contribution                             | \$ 22,195                    | \$ 16,644    | \$ 14,417    | \$ 15,052    | \$ 12,773    | \$ 11,485    | \$ 9,893     | \$ 16,258    |
| Contribution in Relation to Contractually Required Contribution | (22,195)                     | (16,644)     | (14,417)     | (15,052)     | (12,773)     | (11,485)     | (9,893)      | (16,258)     |
| Contribution Deficiency (Excess)                                | <u>\$ -</u>                  | <u>\$ -</u>  | <u>\$ -</u>  | <u>\$ -</u>  | <u>\$ -</u>  | <u>\$ -</u>  | <u>\$ -</u>  | <u>\$ -</u>  |
| District's Covered Payroll                                      | \$ 2,140,973                 | \$ 2,015,702 | \$ 1,795,308 | \$ 1,768,208 | \$ 1,578,845 | \$ 1,439,333 | \$ 1,201,520 | \$ 1,186,298 |
| Contributions as a % of Covered Payroll                         | 1.04%                        | 0.83%        | 0.80%        | 0.85%        | 0.81%        | 0.80%        | 0.82%        | 1.37%        |

Note: Only eight years of data is presented in accordance with GASB #75, paragraph 245. "The information for all fiscal years for the 10-year schedules that are required to be presented as required supplementary information may not be available initially. In these cases, during the transition period, that information should be presented for as many years as are available. The schedules should not include information that is not measured in accordance with the requirements of this Statement."

GORDON INDEPENDENT SCHOOL DISTRICT  
NOTES TO REQUIRED SUPPLEMENTARY INFORMATION  
FOR THE YEAR ENDED AUGUST 31, 2025

Budget

The official budget was prepared for adoption for all Governmental Fund Types. The budget was prepared in accordance with accounting practices generally accepted in the United States of America. The following procedures are followed in establishing the budgetary data.:

- a. Prior to August 20 of the preceding fiscal year, the District prepares a budget for the next succeeding fiscal year. The operating budget includes proposed expenditures and the means of financing them.
- b. A meeting of the Board is then called for the purpose of adopting the proposed budget after ten days' public notice of the meeting has been given.
- c. Prior to the beginning of the fiscal year, the budget is legally enacted through passage of a resolution by the Board.

Once a budget is approved, it can be amended at function and fund level only by approval of a majority of the members of the Board. Amendments are presented to the Board at its regular meetings.

Each amendment must have Board approval. Such amendments are made before the fact, are reflected in the official minutes of the Board and are not made after fiscal year end as required by law.

Each amendment is controlled by the budget coordinator at the revenue and expenditure function/object level.

Budgeted amounts are as amended by the Board. All budget appropriations lapse at year end.

Encumbrances for goods or purchased services are documented by purchase orders or contracts. Under Texas law, appropriations lapse at August 31, and encumbrances outstanding at that time are to be either cancelled or appropriately provided for in the subsequent year's budget. There were no end-of-year outstanding encumbrances that were provided for in the subsequent year's budget.

Defined Benefit Pension Plan

*Changes of benefit terms.*

There were no changes of benefit terms that affected measurement of the total pension liability during the measurement period.

*Changes of assumptions.*

There were no changes of assumptions that affected measurement of the total pension liability during the measurement period.

Other Post-Employment Benefit Plan

*Changes of benefit terms.*

There were no changes of benefit terms that affected measurement of the total OPEB liability during the measurement period.

*Changes of assumptions.*

See Footnote J page 36 for changes in assumptions that affected measurement of the total OPEB liability during the measurement period.

## *COMBINING SCHEDULES*

GORDON INDEPENDENT SCHOOL DISTRICT  
COMBINING BALANCE SHEET  
NONMAJOR GOVERNMENTAL FUNDS  
AUGUST 31, 2025

| Data<br>Control<br>Codes |                                     | 211                                     | 240  | 255                                     | 270                                  |
|--------------------------|-------------------------------------|---|--|---|--------------------------------------|
|                          |                                     | ESEA I, A<br>Improving<br>Basic Program | National<br>Breakfast and<br>Lunch Program | ESEA II,A<br>Training and<br>Recruiting | ESEA V, B,2<br>Rural & Low<br>Income |
| <b>ASSETS</b>            |                                     |   |  |   |                                      |
| 1110                     | Cash and Cash Equivalents           | \$ -                                    | \$ -                                       | \$ -                                    | \$ -                                 |
| 1240                     | Due from Other Governments          | 25,329                                  | 29,063                                     | -                                       | 12,861                               |
| 1000                     | Total Assets                        | <u>\$ 25,329</u>                        | <u>\$ 29,063</u>                           | <u>\$ -</u>                             | <u>\$ 12,861</u>                     |
| <b>LIABILITIES</b>       |                                     |   |  |   |                                      |
| 2110                     | Accounts Payable                    | \$ -                                    | \$ -                                       | \$ -                                    | \$ -                                 |
| 2160                     | Accrued Wages Payable               | -                                       | 7,140                                      | -                                       | 1,911                                |
| 2170                     | Due to Other Funds                  | 25,329                                  | 21,767                                     | -                                       | 10,727                               |
| 2200                     | Accrued Expenditures                | -                                       | 156  | -                                       | 223                                  |
| 2000                     | Total Liabilities                   | <u>25,329</u>                           | <u>29,063</u>                              | <u>-</u>                                | <u>12,861</u>                        |
| <b>FUND BALANCES</b>     |                                     |   |  |   |                                      |
| Assigned Fund Balance:   |                                     |   |  |   |                                      |
| 3590                     | Other Assigned Fund Balance         | -                                       | -  | -                                       | -                                    |
| 3000                     | Total Fund Balances                 | <u>-</u>                                | <u>-</u>                                   | <u>-</u>                                | <u>-</u>                             |
| 4000                     | Total Liabilities and Fund Balances | <u>\$ 25,329</u>                        | <u>\$ 29,063</u>                           | <u>\$ -</u>                             | <u>\$ 12,861</u>                     |

| 289<br>Other Federal<br>Special<br>Revenue Funds | 429<br>Other State<br>Special<br>Revenue Funds | 461<br>Campus<br>Activity<br>Funds | Total<br>Nonmajor<br>Governmental<br>Funds |
|--|--|------------------------------------|--|
| \$ -   | \$ -   | \$ 38,818                          | \$ 38,818                                  |
| -  | 1,791  | -                                  | 69,044                                     |
| <u>\$ -</u>                                      | <u>\$ 1,791</u>                                | <u>\$ 38,818</u>                   | <u>\$ 107,862</u>                          |
| \$ -   | \$ -   | \$ 297                             | \$ 297                                     |
| -  | -  | -                                  | 9,051                                      |
| -  | 1,791  | -                                  | 59,614                                     |
| -  | -  | -                                  | 379  |
| <u>-</u>   | <u>1,791</u>                                   | <u>297</u>                         | <u>69,341</u>                              |
| -  | -  | 38,521                             | 38,521                                     |
| <u>-</u>   | <u>-</u>                                       | <u>38,521</u>                      | <u>38,521</u>                              |
| <u>\$ -</u>                                      | <u>\$ 1,791</u>                                | <u>\$ 38,818</u>                   | <u>\$ 107,862</u>                          |

GORDON INDEPENDENT SCHOOL DISTRICT  
COMBINING STATEMENT OF REVENUES, EXPENDITURES AND CHANGES IN  
FUND BALANCES - NONMAJOR GOVERNMENTAL FUNDS  
FOR THE YEAR ENDED AUGUST 31, 2025

| Data<br>Control<br>Codes  | 211<br>ESEA I, A<br>Improving<br>Basic Program | 240<br>National<br>Breakfast and<br>Lunch Program | 255<br>ESEA II,A<br>Training and<br>Recruiting | 270<br>ESEA V, B,2<br>Rural & Low<br>Income |
|---|--|---|--|---|
| <b>REVENUES:</b>  |  |   |  |   |
| 5700 Total Local and Intermediate Sources                         | \$ -   | \$ 34,898   | \$ -   | \$ -  |
| 5800 State Program Revenues                                       | -  | 7,291   | -  | -   |
| 5900 Federal Program Revenues                                     | 63,279   | 110,929   | 10,022   | 28,036                                      |
| 5020 Total Revenues   | 63,279   | 153,118   | 10,022   | 28,036                                      |
| <b>EXPENDITURES:</b>  |  |   |  |   |
| Current:  |  |   |  |   |
| 0011 Instruction  | 62,972   | -   | -  | -   |
| 0013 Curriculum and Instructional Staff Development               | -  | -   | 10,022   | -   |
| 0023 School Leadership  | -  | -   | -  | -   |
| 0033 Health Services  | -  | -   | -  | 28,036                                      |
| 0034 Student (Pupil) Transportation                               | 307  | -   | -  | -   |
| 0035 Food Services  | -  | 173,802   | -  | -   |
| 0036 Extracurricular Activities                                   | -  | -   | -  | -   |
| 0051 Facilities Maintenance and Operations                        | -  | -   | -  | -   |
| 0052 Security and Monitoring Services                             | -  | -   | -  | -   |
| 0053 Data Processing Services                                     | -  | -   | -  | -   |
| 6030 Total Expenditures   | 63,279   | 173,802   | 10,022   | 28,036                                      |
| 1100 Excess (Deficiency) of Revenues Over (Under)<br>Expenditures | -  | (20,684)  | -  | -   |
| <b>OTHER FINANCING SOURCES (USES):</b>                            |  |   |  |   |
| 7915 Transfers In   | -  | 20,684  | -  | -   |
| 1200 Net Change in Fund Balance                                   | -  | -   | -  | -   |
| 0100 Fund Balance - September 1 (Beginning)                       | -  | -   | -  | -   |
| 3000 Fund Balance - August 31 (Ending)                            | \$ -   | \$ -  | \$ -   | \$ -  |



| 289<br>Other Federal<br>Special<br>Revenue Funds | 429<br>Other State<br>Special<br>Revenue Funds | 461<br>Campus<br>Activity<br>Funds | Total<br>Nonmajor<br>Governmental<br>Funds |
|--|--|------------------------------------|--|
| \$ -   | \$ -   | \$ 95,355                          | \$ 130,253                                 |
| -  | 41,907   | -                                  | 49,198                                     |
| 20,000   | -  | -                                  | 232,266                                    |
| 20,000   | 41,907   | 95,355                             | 411,717                                    |
| 20,000   | -  | 4,733                              | 87,705                                     |
| -  | -  | -                                  | 10,022                                     |
| -  | -  | 48,673                             | 48,673                                     |
| -  | -  | -                                  | 28,036                                     |
| -  | -  | -                                  | 307  |
| -  | -  | -                                  | 173,802                                    |
| -  | -  | 30,387                             | 30,387                                     |
| -  | 5,759  | -                                  | 5,759                                      |
| -  | 34,137   | -                                  | 34,137                                     |
| -  | 2,011  | -                                  | 2,011                                      |
| 20,000   | 41,907   | 83,793                             | 420,839                                    |
| -  | -  | 11,562                             | (9,122)                                    |
| -  | -  | -                                  | 20,684                                     |
| -  | -  | 11,562                             | 11,562                                     |
| -  | -  | 26,959                             | 26,959                                     |
| \$ -   | \$ -   | \$ 38,521                          | \$ 38,521                                  |

This page left intentionally blank.

*REQUIRED TEA SCHEDULES*

GORDON INDEPENDENT SCHOOL DISTRICT  
SCHEDULE OF DELINQUENT TAXES RECEIVABLE  
FOR THE YEAR ENDED AUGUST 31, 2025

| Last 10 Years Ended<br>August 31                          | (1)         | (2)          | (3)  |
|---|-------------|--------------|--|
|   | Tax Rates   |              | Assessed/Appraised<br>Value for School<br>Tax Purposes |
|   | Maintenance | Debt Service |  |
| 2016 and prior years                                      | Various     | Various      | \$ Various   |
| 2017  | 1.040000    | 0.049339     | 156,562,573  |
| 2018  | 1.040000    | 0.049339     | 159,782,156  |
| 2019  | 1.040000    | 0.047000     | 162,988,501  |
| 2020  | 0.970000    | 0.046939     | 170,703,233  |
| 2021  | 0.943300    | 0.000000     | 183,416,744  |
| 2022  | 0.891100    | 0.000000     | 199,291,514  |
| 2023  | 0.854600    | 0.332528     | 229,592,174  |
| 2024  | 0.675900    | 0.325000     | 230,465,105  |
| 2025 (School year under audit)                            | 0.666900    | 0.325000     | 254,363,755  |
| 1000 TOTALS   |             |              |  |
| 8000 Total Taxes Refunded Under Section 26.1115, Tax Code |             |              |  |

| (10)<br>Beginning<br>Balance<br>9/1/2024 | (20)<br>Current<br>Year's<br>Total Levy | (31)<br>Maintenance<br>Collections | (32)<br>Debt Service<br>Collections | (40)<br>Entire<br>Year's<br>Adjustments | (50)<br>Ending<br>Balance<br>8/31/2025 | (99)<br>Taxes Refunded<br>Under Section<br>26.1115c |
|--|---|------------------------------------|-------------------------------------|---|--|---|
| \$ 36,066                                | \$                                      | \$ 196                             | \$ 11                               | \$                                      | \$ 35,859                              |   |
| 3,961                                    |   | 65                                 | 3                                   |   | 3,893                                  |   |
| 5,135                                    |   | 96                                 | 5                                   |   | 5,034                                  |   |
| 11,462                                   |   | 96                                 | 4                                   |   | 11,362                                 |   |
| 29,401                                   |   | 109                                | 5                                   |   | 29,287                                 |   |
| 11,492                                   |   | 278                                | -                                   |   | 11,214                                 |   |
| 34,460                                   |   | 934                                | -                                   | (45)                                    | 33,481                                 |   |
| 105,607                                  |   | 5,264                              | 2,002                               | (737)                                   | 97,604                                 |   |
| 134,342                                  |   | 20,893                             | 10,048                              | (3,484)                                 | 99,917                                 |   |
|  | 2,523,034                               | 1,501,228                          | 731,592                             | (19,256)                                | 270,958                                |   |
| <u>\$ 371,926</u>                        | <u>\$ 2,523,034</u>                     | <u>\$ 1,529,159</u>                | <u>\$ 743,670</u>                   | <u>\$ (23,522)</u>                      | <u>\$ 598,609</u>                      |   |

\$ -

GORDON INDEPENDENT SCHOOL DISTRICT  
SCHEDULE OF REVENUES, EXPENDITURES, AND CHANGES IN FUND BALANCE  
BUDGET AND ACTUAL - CHILD NUTRITION PROGRAM  
FOR THE YEAR ENDED AUGUST 31, 2025

| Data<br>Control<br>Codes                                       | Budgeted Amounts |           | Actual Amounts<br>(GAAP BASIS) | Variance With<br>Final Budget<br>Positive or<br>(Negative) |
|--|------------------|-----------|--------------------------------|--|
|  | Original         | Final     |                                |  |
| REVENUES:  |                  |           |                                |  |
| 5700 Total Local and Intermediate Sources                      | \$ 34,500        | \$ 34,500 | \$ 34,898                      | \$ 398   |
| 5800 State Program Revenues                                    | 7,379            | 7,379     | 7,291                          | (88)   |
| 5900 Federal Program Revenues                                  | 115,000          | 115,000   | 110,929                        | (4,071)  |
| 5020 Total Revenues  | 156,879          | 156,879   | 153,118                        | (3,761)  |
| EXPENDITURES:  |                  |           |                                |  |
| Current:   |                  |           |                                |  |
| 0035 Food Services   | 161,807          | 166,807   | 173,802                        | (6,995)  |
| 6030 Total Expenditures  | 161,807          | 166,807   | 173,802                        | (6,995)  |
| 1100 Excess (Deficiency) of Revenues Over (Under) Expenditures | (4,928)          | (9,928)   | (20,684)                       | (10,756)   |
| OTHER FINANCING SOURCES (USES):                                |                  |           |                                |  |
| 7915 Transfers In  | 5,000            | 25,000    | 20,684                         | (4,316)  |
| 1200 Net Change in Fund Balances                               | 72               | 15,072    | -                              | (15,072)   |
| 0100 Fund Balance - September 1 (Beginning)                    | -                | -         | -                              | -  |
| 3000 Fund Balance - August 31 (Ending)                         | \$ 72            | \$ 15,072 | \$ -                           | \$ (15,072)  |

GORDON INDEPENDENT SCHOOL DISTRICT  
SCHEDULE OF REVENUES, EXPENDITURES, AND CHANGES IN FUND BALANCE  
BUDGET AND ACTUAL - DEBT SERVICE FUND  
FOR THE YEAR ENDED AUGUST 31, 2025

| Data<br>Control<br>Codes                    | Budgeted Amounts |            | Actual Amounts<br>(GAAP BASIS) | Variance With<br>Final Budget<br>Positive or<br>(Negative) |
|---|------------------|------------|--------------------------------|--|
|   | Original         | Final      |                                |  |
| REVENUES:                                   |                  |            |                                |  |
| 5700 Total Local and Intermediate Sources   | \$ 770,491       | \$ 770,491 | \$ 774,746                     | \$ 4,255   |
| 5800 State Program Revenues                 | 47,991           | 47,991     | 48,063                         | 72   |
| 5020 Total Revenues                         | 818,482          | 818,482    | 822,809                        | 4,327  |
| EXPENDITURES:                               |                  |            |                                |  |
| Debt Service:                               |                  |            |                                |  |
| 0071 Principal on Long-Term Liabilities     | 290,000          | 290,000    | 290,000                        | -  |
| 0072 Interest on Long-Term Liabilities      | 352,404          | 352,404    | 352,403                        | 1  |
| 0073 Bond Issuance Cost and Fees            | 1,000            | 1,500      | 1,500                          | -  |
| 6030 Total Expenditures                     | 643,404          | 643,904    | 643,903                        | 1  |
| 1200 Net Change in Fund Balances            | 175,078          | 174,578    | 178,906                        | 4,328  |
| 0100 Fund Balance - September 1 (Beginning) | 343,790          | 343,790    | 343,790                        | -  |
| 3000 Fund Balance - August 31 (Ending)      | \$ 518,868       | \$ 518,368 | \$ 522,696                     | \$ 4,328   |

GORDON INDEPENDENT SCHOOL DISTRICT  
USE OF FUNDS REPORT - SELECT STATE ALLOTMENT PROGRAMS  
FOR THE YEAR ENDED AUGUST 31, 2025

---

**Section A: Compensatory Education Programs**

|     |   |        |
|-----|---|--------|
| AP1 | Did your district expend any state compensatory education program state allotment funds during the district's fiscal year?            | Yes    |
| AP2 | Does the district have written policies and procedures for its state compensatory education program?                                  | Yes    |
| AP3 | Total state allotment funds received for state compensatory education programs during the district's fiscal year.                     | 188342 |
| AP4 | Actual direct program expenditures for state compensatory education programs during the district's fiscal year. (PICs 24,26,28,29,30) | 124273 |

**Section B: Bilingual Education Programs**

|     |   |      |
|-----|---|------|
| AP5 | Did your district expend any bilingual education program state allotment funds during the district's fiscal year? | Yes  |
| AP6 | Does the district have written policies and procedures for its bilingual education program?                       | Yes  |
| AP7 | Total state allotment funds received for bilingual education programs during the district's fiscal year.          | 7994 |
| AP8 | Actual direct program expenditures for bilingual education programs during the district's fiscal year. (PIC 25)   | 6471 |



*OVERALL COMPLIANCE AND INTERNAL CONTROLS SECTION*

This page left intentionally blank.

**REPORT ON INTERNAL CONTROL OVER FINANCIAL REPORTING  
AND ON COMPLIANCE AND OTHER MATTERS BASED ON AN AUDIT OF  
FINANCIAL STATEMENTS PERFORMED IN ACCORDANCE WITH  
GOVERNMENT AUDITING STANDARDS**

Board of Trustees  
Gordon Independent School District  
P.O. Box 47  
Gordon, Texas 76453

I have audited, in accordance with the auditing standards generally accepted in the United States of America and the standards applicable to financial audits contained in *Government Auditing Standards* issued by the Comptroller General of the United States, the financial statements of the governmental activities, each major fund, and the aggregate remaining fund information of Gordon Independent School District (the "District") as of and for the year ended August 31, 2025, and the related notes to the financial statements, which collectively comprise the District's basic financial statements, and have issued my report thereon dated September 29, 2025.

Report on Internal Control Over Financial Reporting

In planning and performing my audit of the financial statements, I considered the District's internal control over financial reporting (internal control) as a basis for designing audit procedures that are appropriate in the circumstances for the purpose of expressing my opinions on the financial statements, but not for the purpose of expressing an opinion on the effectiveness of the District's internal control. Accordingly, I do not express an opinion on the effectiveness of the District's internal control.

A *deficiency in internal control* exists when the design or operation of a control does not allow management or employees, in the normal course of performing their assigned functions, to prevent, or detect and correct, misstatements on a timely basis. A *material weakness* is a deficiency, or combination of deficiencies, in internal control, such that there is a reasonable possibility that a material misstatement of the entity's financial statements will not be prevented, or detected and corrected on a timely basis. A *significant deficiency* is a deficiency, or a combination of deficiencies, in internal control that is less severe than a material weakness, yet important enough to merit attention by those charged with governance.


My consideration of internal control was for the limited purpose described in the first paragraph of this section and was not designed to identify all deficiencies in internal control that might be material weaknesses or significant deficiencies. Given these limitations, during my audit I did not identify any deficiencies in internal control that I consider to be material weaknesses. However, material weaknesses or significant deficiencies may exist that have not been identified.

Report on Compliance and Other Matters

As part of obtaining reasonable assurance about whether the District's financial statements are free of material misstatement, I performed tests of its compliance with certain provisions of laws, regulations, contracts, and grant agreements, noncompliance with which could have a direct and material effect on the financial statements. However, providing an opinion on compliance with those provisions was not an objective of my audit and, accordingly, I do not express such an opinion. The results of my tests disclosed one instance of noncompliance or other matters that is required to be reported under *Government Auditing Standards* listed as item 2025-1 on the accompanying Schedule of Findings and Responses.

Purpose of this Report

The purpose of this report is solely to describe the scope of my testing of internal control and compliance and the results of that testing, and not to provide an opinion on the effectiveness of the District's internal control or on compliance. This report is an integral part of an audit performed in accordance with *Government Auditing Standards* in considering the District's internal control and compliance. Accordingly, this communication is not suitable for any other purpose.



Cameron L. Gulley  
Certified Public Accountant  
Eastland, Texas

September 29, 2025

This page left intentionally blank.

GORDON INDEPENDENT SCHOOL DISTRICT  
SUMMARY SCHEDULE OF PRIOR AUDIT FINDINGS  
FOR THE YEAR ENDED AUGUST 31, 2025

| Finding | Statement of Condition | Material Weakness? | Questioned Costs |
|---------|------------------------|--------------------|------------------|
|         | None.                  |                    |                  |

This page left intentionally blank.

GORDON INDEPENDENT SCHOOL DISTRICT  
SCHEDULE OF FINDINGS AND RESPONSES  
FOR THE YEAR ENDED AUGUST 31, 2025

I. Summary of Auditor's Results

A. Financial Statements

Type of auditor's report issued: Unmodified.

Internal control over financial reporting:  
Material weakness(es) identified? No.  
Significant deficiency(ies) identified that are not considered to be material weaknesses? None reported.

Noncompliance material to financial statements noted? No.

B. Federal Awards

Not applicable.

II. Findings Relating to the Financial Statements which are Required to be Reported in Accordance with Generally Accepted Government Auditing Standards

2025-1 State Compliance - Excess Expenditures Over Appropriations

Criteria In accordance with Texas Education Code §44.006, expenditures from governmental fund types cannot be made without authority of appropriation.

Statement of Condition The District failed to identify functional categories in the General and Child Nutrition funds when expenditures exceeded the final amended budget. Following are the net variances for each of the affected functional categories which exceeded the budget by more than \$2,500:

| Functional Category        | Final Amended Budget | Actual Expenditure | Budget Variance |
|----------------------------|----------------------|--------------------|-----------------|
| Function 11 - Instruction  | \$ 1,735,550         | \$ 1,803,361       | \$ (67,811)     |
| Function 35 - Food service | \$ 166,807           | \$ 173,802         | \$ (6,995)      |

Questioned Costs None.

Cause and Effect Ending payroll accruals were not accounted for in final budget amendments for function 11. Those accruals (once posted) caused the instruction functional category to be exceeded. For function 35, accounting for USDA donated commodities were not accounted for in final budget amendments. The accrual for both the revenue and expenditure effect of the receipt and use of those commodities caused the food service functional category to be exceeded.

Recommendations The District should review its business services procedures and analyses of account transactions and balances. Budget amendments should be considered and proposed to the board of trustees whenever it is projected that actual expenditures will be more than currently budgeted before the actual expenditure of funds. Additionally, consideration for ending accrual effects on all functional categories should be made for inclusion in final budget amendments.

III. Findings and Questioned Costs for Federal Awards

N/A.

# Gordon Independent School District

---

Board President  
Kathy Culbertson

P.O. Box 47  
254-693-5582  
Gordon, TX 76453

Superintendent  
Holly Campbell

Board Secretary  
Jim Kostiha

Principal  
Jennifer Salinas

## CORRECTIVE ACTION PLAN

2025-1      The District will make budget amendments (as necessary) where expenditures are projected to exceed the originally adopted budgets. We will also give consideration for ending accrual effects on all functional categories should be made for inclusion in final budget amendments.

Contact representative:      Jessica Hendrickson  
P.O. Box 47  
Gordon, Texas 76453  
(254) 693-5582

Expected implementation date:      Immediately



## **APPENDIX E**

### **THE PERMANENT SCHOOL FUND GUARANTEE PROGRAM**

(this page intentionally left blank)

## THE PERMANENT SCHOOL FUND GUARANTEE PROGRAM

This disclosure statement provides information relating to the program (the "Guarantee Program") administered by the Texas Education Agency (the "TEA") with respect to the Texas Permanent School Fund guarantee of tax-supported bonds issued by Texas school districts and the guarantee of revenue bonds issued by or for the benefit of Texas charter districts. The Guarantee Program was authorized by an amendment to the Texas Constitution in 1983 and is governed by Subchapter C of Chapter 45 of the Texas Education Code, as amended (the "Act"). While the Guarantee Program applies to bonds issued by or for both school districts and charter districts, as described below, the Act and the program rules for the two types of districts have some distinctions. For convenience of description and reference, those aspects of the Guarantee Program that are applicable to school district bonds and to charter district bonds are referred to herein as the "School District Bond Guarantee Program" and the "Charter District Bond Guarantee Program," respectively.

Some of the information contained in this Section may include projections or other forward-looking statements regarding future events or the future financial performance of the Texas Permanent School Fund (the "PSF" or the "Fund"). Actual results may differ materially from those contained in any such projections or forward-looking statements.

The regular session of the 89th Texas Legislature (the "Legislature") convened on January 14, 2025, and is scheduled to conclude on June 2, 2025. As of the date of this disclosure, the regular session is underway. The Texas Governor may call one or more special sessions at the conclusion of the regular session. During this time, the Legislature may enact laws that materially change current law as it relates to the Guarantee Program, the TEA, the State Board of Education (the "SBOE"), the Permanent School Fund Corporation (the "PSF Corporation"), the Act, and Texas school finance generally. No representation is made regarding any actions the Legislature has taken or may take, but the TEA, SBOE, and PSF Corporation monitor and analyze legislation for any developments applicable thereto.

### History and Purpose

The PSF supports the State's public school system in two major ways: distributions to the constitutionally established Available School Fund (the "ASF"), as described below, and the guarantee of school district and charter district issued bonds through the Guarantee Program. The PSF was created in 1845 and received its first significant funding with a \$2,000,000 appropriation by the Legislature in 1854 expressly for the benefit of the public schools of Texas, with the sole purpose of assisting in the funding of public education for present and future generations. The Constitution of 1876 described that the PSF would be "permanent," and stipulated that certain lands and all proceeds from the sale of these lands should also constitute the PSF. Additional acts later gave more public domain land and rights to the PSF. In 1953, the U.S. Congress passed the Submerged Lands Act that relinquished to coastal states all rights of the U.S. navigable waters within state boundaries. If the State, by law, had set a larger boundary prior to or at the time of admission to the Union, or if the boundary had been approved by Congress, then the larger boundary applied. After three years of litigation (1957-1960), the U.S. Supreme Court on May 31, 1960, affirmed Texas' historic three marine leagues (10.35 miles) seaward boundary. Texas proved its submerged lands property rights to three leagues into the Gulf of Mexico by citing historic laws and treaties dating back to 1836. All lands lying within that limit belong to the PSF. The proceeds from the sale and the mineral-related rental of these lands, including bonuses, delay rentals and royalty payments, become the corpus of the Fund. Prior to the approval by the voters of the State of an amendment to the constitutional provision under which the Fund was established and administered, which occurred on September 13, 2003 (the "Total Return Constitutional Amendment"), and which is further described below, only the income produced by the PSF could be used to complement taxes in financing public education, which primarily consisted of income from securities, capital gains from securities transactions, and royalties from the sale of oil and natural gas. The Total Return Constitutional Amendment provides that interest and dividends produced by Fund investments will be additional revenue to the PSF.

On November 8, 1983, the voters of the State approved a constitutional amendment that provides for the guarantee by the PSF of bonds issued by school districts. On approval by the State Commissioner of Education (the "Education Commissioner"), bonds properly issued by a school district are fully guaranteed by the PSF. See "The School District Bond Guarantee Program."

In 2011, legislation was enacted that established the Charter District Bond Guarantee Program as a new component of the Guarantee Program. That legislation authorized the use of the PSF to guarantee revenue bonds issued by or for the benefit of certain open-enrollment charter schools that are designated as "charter districts" by the Education Commissioner. On approval by the Education Commissioner, bonds properly issued by a charter district participating in the Guarantee Program are fully guaranteed by the PSF. The Charter District Bond Guarantee Program became effective on March 3, 2014. See "The Charter District Bond Guarantee Program."

State law also permits charter schools to be chartered and operated by school districts and other political subdivisions, but bond financing of facilities for school district-operated charter schools is subject to the School District Bond Guarantee Program, not the Charter District Bond Guarantee Program.

While the School District Bond Guarantee Program and the Charter District Bond Guarantee Program relate to different types of bonds issued for different types of Texas public schools, and have different program regulations and requirements, a bond guaranteed under either part of the Guarantee Program has the same effect with respect to the guarantee obligation of the Fund thereto, and all guaranteed bonds are aggregated for purposes of determining the capacity of the Guarantee Program (see "Capacity Limits for the Guarantee Program"). The Charter District Bond Guarantee Program as enacted by State law has not been reviewed by any court, nor has the Texas Attorney General (the "Attorney General") been requested to issue an opinion, with respect to its constitutional validity.

Audited financial information for the PSF is provided annually through the PSF Corporation's Annual Comprehensive Financial Report (the "Annual Report"), which is filed with the Municipal Securities Rulemaking Board ("MSRB"). The Texas School Land Board's (the "SLB") land and real assets investment operations, which are part of the PSF as described below, are also included in the annual financial report of the Texas General Land Office (the "GLO") that is included in the annual comprehensive report of the State of Texas. The Annual Report includes the Message From the Chief Executive Officer of the PSF Corporation (the "Message") and the Management's Discussion and Analysis ("MD&A"). The Annual Report for the year ended August 31, 2024, as filed with the MSRB in accordance with the PSF undertaking and agreement made in accordance with Rule 15c2-12 ("Rule 15c2-12") of the United States Securities and Exchange Commission (the "SEC"), as described below, is hereby incorporated by reference into this disclosure. Information included herein for the year ended August 31, 2024, is derived from the audited financial statements of the PSF, which are included in the Annual Report as it is filed and posted. Reference is made to the Annual Report for the complete Message and MD&A for the year ended August 31, 2024, and for a description of the financial results of the PSF for the year ended August 31, 2024, the most recent year for which audited financial information regarding the Fund is available. The 2024 Annual Report speaks only as of its date and the PSF Corporation has

not obligated itself to update the 2024 Annual Report or any other Annual Report. The PSF Corporation posts (i) each Annual Report, which includes statistical data regarding the Fund as of the close of each fiscal year, (ii) the most recent disclosure for the Guarantee Program, (iii) the PSF Corporation's Investment Policy Statement (the "IPS"), and (iv) monthly updates with respect to the capacity of the Guarantee Program (collectively, the "Web Site Materials") on the PSF Corporation's web site at <https://texaspsf.org> and with the MSRB at [www.emma.msrb.org](http://www.emma.msrb.org). Such monthly updates regarding the Guarantee Program are also incorporated herein and made a part hereof for all purposes. In addition to the Web Site Materials, the Fund is required to make quarterly filings with the SEC under Section 13(f) of the Securities Exchange Act of 1934. Such filings, which consist of a list of the Fund's holdings of securities specified in Section 13(f), including exchange-traded (e.g., NYSE) or NASDAQ-quoted stocks, equity options and warrants, shares of closed-end investment companies and certain convertible debt securities, are available from the SEC at [www.sec.gov/edgar](http://www.sec.gov/edgar). A list of the Fund's equity and fixed income holdings as of August 31 of each year is posted to the PSF Corporation's web site and filed with the MSRB. Such list excludes holdings in the Fund's securities lending program. Such list, as filed, is incorporated herein and made a part hereof for all purposes.

## **Management and Administration of the Fund**

The Texas Constitution and applicable statutes delegate to the SBOE and the PSF Corporation the authority and responsibility for investment of the PSF's financial assets. The SBOE consists of 15 members who are elected by territorial districts in the State to four-year terms of office. The PSF Corporation is a special-purpose governmental corporation and instrumentality of the State entitled to sovereign immunity, and is governed by a nine-member board of directors (the "PSFC Board"), which consists of five members of the SBOE, the Land Commissioner, and three appointed members who have substantial background and expertise in investments and asset management, with one member being appointed by the Land Commissioner and the other two appointed by the Governor with confirmation by the Senate.

The PSF's non-financial real assets, including land, mineral and royalty interests, and individual real estate holdings, are held by the GLO and managed by the SLB. The SLB is required to send PSF mineral and royalty revenues to the PSF Corporation for investment, less amounts specified by appropriation to be retained by the SLB.

The Texas Constitution provides that the Fund shall be managed through the exercise of the judgment and care under the circumstances then prevailing which persons of ordinary prudence, discretion, and intelligence exercise in the management of their own affairs, not in regard to speculation, but in regard to the permanent disposition of their funds, considering the probable income therefrom as well as the probable safety of their capital (the "Prudent Person Standard"). In accordance with the Texas Constitution, the SBOE views the PSF as a perpetual endowment, and the Fund is managed as an endowment fund with a long-term investment horizon. For a detailed description of the PSFC Board's investment objectives, as well as a description of the PSFC Board's roles and responsibilities in managing and administering the Fund, see the IPS and Board meeting materials (available on the PSF Corporation's website).

As described below, the Total Return Constitutional Amendment restricts the annual pay-out from the Fund to both (i) 6% of the average of the market value of the Fund, excluding real property, on the last day of each of the sixteen State fiscal quarters preceding the Regular Session of the Legislature that begins before that State fiscal biennium, and (ii) the total-return on all investment assets of the Fund over a rolling ten-year period.

By law, the Education Commissioner is appointed by the Governor, with Senate confirmation, and assists the SBOE, but the Education Commissioner can neither be hired nor dismissed by the SBOE. The PSF Corporation has also engaged outside counsel to advise it as to its duties with respect to the Fund, including specific actions regarding the investment of the PSF to ensure compliance with fiduciary standards, and to provide transactional advice in connection with the investment of Fund assets in non-traditional investments. TEA's General Counsel provides legal advice to the SBOE but will not provide legal advice directly to the PSF Corporation.

The Total Return Constitutional Amendment shifted administrative costs of the Fund from the ASF to the PSF, providing that expenses of managing the PSF are to be paid "by appropriation" from the PSF. In January 2005, the Attorney General issued a legal opinion, Op. Tex. Att'y Gen. No. GA-0293 (2005), stating that the Total Return Constitutional Amendment does not require the SBOE to pay from such appropriated PSF funds the indirect management costs deducted from the assets of a mutual fund or other investment company in which PSF funds have been invested.

The Act requires that the Education Commissioner prepare, and the SBOE approve, an annual status report on the Guarantee Program (which is included in the Annual Report). The State Auditor or a certified public accountant audits the financial statements of the PSF, which are separate from other financial statements of the State. Additionally, not less than once each year, the PSFC Board must submit an audit report to the Legislative Budget Board ("LBB") regarding the operations of the PSF Corporation. The PSF Corporation may contract with a certified public accountant or the State Auditor to conduct an independent audit of the operations of the PSF Corporation, but such authorization does not affect the State Auditor's authority to conduct an audit of the PSF Corporation in accordance with State laws.

For each biennium, beginning with the 2024-2025 State biennium, the PSF Corporation is required to submit a legislative appropriations request ("LAR") to the LBB and the Office of the Governor that details a request for appropriation of funds to enable the PSF Corporation to carry out its responsibilities for the investment management of the Fund. The requested funding, budget structure, and riders are sufficient to fully support all operations of the PSF Corporation in state fiscal years 2026 and 2027. As described therein, the LAR is designed to provide the PSF Corporation with the ability to operate as a stand-alone state entity in the State budget while retaining the flexibility to fulfill its fiduciary duty and provide oversight and transparency to the Legislature and Governor.

## **The Total Return Constitutional Amendment**

The Total Return Constitutional Amendment requires that PSF distributions to the ASF be determined using a "total-return-based" approach that provides that the total amount distributed from the Fund to the ASF: (1) in each year of a State fiscal biennium must be an amount that is not more than 6% of the average of the market value of the Fund, excluding real property (the "Distribution Rate"), on the last day of each of the sixteen State fiscal quarters preceding the Regular Session of the Legislature that begins before that State fiscal biennium, in accordance with the rate adopted by: (a) a vote of two-thirds of the total membership of the SBOE, taken before the Regular Session of the Legislature convenes or (b) the Legislature by general law or appropriation, if the SBOE does not adopt a rate as provided by clause (a); and (2) over the ten-year period consisting of the current State fiscal year and the nine preceding State fiscal years may not exceed the total return on all investment assets of the Fund over the same ten-year period (the "Ten Year Total Return"). In April

2009, the Attorney General issued a legal opinion, Op. Tex. Att’y Gen. No. GA-0707 (2009) (“GA-0707”), with regard to certain matters pertaining to the Distribution Rate and the determination of the Ten Year Total Return. In GA-0707 the Attorney General opined, among other advice, that (i) the Ten Year Total Return should be calculated on an annual basis, (ii) a contingency plan adopted by the SBOE, to permit monthly transfers equal in aggregate to the annual Distribution Rate to be halted and subsequently made up if such transfers temporarily exceed the Ten Year Total Return, is not prohibited by State law, provided that such contingency plan applies only within a fiscal year time basis, not on a biennium basis, and (iii) the amount distributed from the Fund in a fiscal year may not exceed 6% of the average of the market value of the Fund or the Ten Year Total Return. In accordance with GA-0707, in the event that the Ten Year Total Return is exceeded during a fiscal year, transfers to the ASF will be halted. However, if the Ten Year Total Return subsequently increases during that biennium, transfers may be resumed, if the SBOE has provided for that contingency, and made in full during the remaining period of the biennium, subject to the limit of 6% in any one fiscal year. Any shortfall in the transfer that results from such events from one biennium may not be paid over to the ASF in a subsequent biennium as the SBOE would make a separate payout determination for that subsequent biennium.

In determining the Distribution Rate, the SBOE has adopted the goal of maximizing the amount distributed from the Fund in a manner designed to preserve “intergenerational equity.” The definition of intergenerational equity that the SBOE has generally followed is the maintenance of purchasing power to ensure that endowment spending keeps pace with inflation, with the ultimate goal being to ensure that current and future generations are given equal levels of purchasing power in real terms. In making this determination, the SBOE takes into account various considerations, and relies upon PSF Corporation and TEA staff and external investment consultants, which undertake analysis for long-term projection periods that includes certain assumptions. Among the assumptions used in the analysis are a projected rate of growth of student enrollment State-wide, the projected contributions and expenses of the Fund, projected returns in the capital markets and a projected inflation rate.

The Texas Constitution also provides authority to the GLO or another entity (described in statute as the SLB or the PSF Corporation) that has responsibility for the management of revenues derived from land or other properties of the PSF to determine whether to transfer an amount each year to the ASF from the revenue derived during the current year from such land or properties. The Texas Constitution limits the maximum transfer to the ASF to \$600 million in each year from the revenue derived during that year from the PSF from the GLO, the SBOE or another entity to the extent such entity has the responsibility for the management of revenues derived from such land or other properties. Any amount transferred to the ASF pursuant to this constitutional provision is excluded from the 6% Distribution Rate limitation applicable to SBOE transfers.

The following table shows amounts distributed to the ASF from the portions of the Fund administered by the SBOE (the “PSF(SBOE)”), the PSF Corporation (the “PSF(CORP)”), and the SLB (the “PSF(SLB)”).

#### Annual Distributions to the Available School Fund<sup>1</sup>

| <u>Fiscal Year Ending</u> | <u>2015</u> | <u>2016</u> | <u>2017</u> | <u>2018</u> | <u>2019</u> | <u>2020</u> | <u>2021</u>      | <u>2022</u> | <u>2023<sup>2</sup></u> | <u>2024</u> |
|---------------------------|-------------|-------------|-------------|-------------|-------------|-------------|------------------|-------------|-------------------------|-------------|
| PSF(CORP) Distribution    | \$ -        | \$ -        | \$ -        | \$ -        | \$ -        | \$ -        | \$ -             | \$ -        | \$2,076                 | \$2,156     |
| PSF(SBOE) Distribution    | 839         | 1,056       | 1,056       | 1,236       | 1,236       | 1,102       | 1,102            | 1,731       | -                       | -           |
| PSF(SLB) Distribution     | -           | -           | -           | -           | 300         | 600         | 600 <sup>3</sup> | 415         | 115                     | -           |
| Per Student Distribution  | 173         | 215         | 212         | 247         | 306         | 347         | 341              | 432         | 440                     | 430         |

<sup>1</sup> In millions of dollars. Source: Annual Report for year ended August 31, 2024.

<sup>2</sup> Reflects the first fiscal year in which distributions were made by the PSF Corporation.

<sup>3</sup> In September 2020, the SBOE approved a special, one-time transfer of \$300 million from the portion of the PSF managed by the SBOE to the portion of the PSF managed by the SLB, which amount is to be transferred to the ASF by the SLB in fiscal year 2021. In approving the special transfer, the SBOE determined that the transfer was in the best interest of the PSF due to the historic nature of the public health and economic circumstances resulting from the COVID-19 pandemic and its impact on the school children of Texas.

In November 2024, the SBOE approved a \$3.6 billion distribution to the ASF for State fiscal biennium 2026-2027. In making its determination of the 2026-2027 Distribution Rate, the SBOE took into account the planned distribution to the ASF by the PSF Corporation of \$1.2 billion for the biennium.

Efforts to achieve the intergenerational equity objective, as described above, result in changes in the Distribution Rate for each biennial period. The following table sets forth the Distribution Rates announced by the SBOE in the fall of each even-numbered year to be applicable for the following biennium.

| <u>State Fiscal Biennium</u>              | <u>2010-11</u> | <u>2012-13</u> | <u>2014-15</u> | <u>2016-17</u> | <u>2018-19</u> | <u>2020-21</u> | <u>2022-23</u> | <u>2024-25</u> | <u>2026-27</u> |
|---|----------------|----------------|----------------|----------------|----------------|----------------|----------------|----------------|----------------|
| <u>SBOE Distribution Rate<sup>1</sup></u> | 2.5%           | 4.2%           | 3.3%           | 3.5%           | 3.7%           | 2.974%         | 4.18%          | 3.32%          | 3.45%          |

<sup>1</sup> Includes only distributions made to the ASF by the SBOE; see the immediately preceding table for amounts of direct SLB distributions to the ASF. In addition, the PSF Corp approved transfers of \$600 million per year directly to the ASF for fiscal biennium 2026-27.

#### PSF Corporation Strategic Asset Allocation

The PSFC Board sets the asset allocation policy for the Fund, including determining the available asset classes for investment and approving target percentages and ranges for allocation to each asset class, with the goal of delivering a long-term risk adjusted return through all economic and market environments. The IPS includes a combined asset allocation for all Fund assets (consisting of assets transferred for management to the PSF Corporation from the SBOE and the SLB). The IPS provides that the Fund’s investment objectives are as follows:

- Generate distributions for the benefit of public schools in Texas;
- Maintain the purchasing power of the Fund, after spending and inflation, in order to maintain intergenerational equity with respect to distributions from the Fund;

- Provide a maximum level of return consistent with prudent risk levels, while maintaining sufficient liquidity needed to support Fund obligations; and
- Maintain a AAA credit rating, as assigned by a nationally recognized securities rating organization.

The table below sets forth the current strategic asset allocation of the Fund that was adopted September 2024 (which is subject to change from time to time):

| Asset Class                             | Strategic Asset Allocation | Range |       |
|---|----------------------------|-------|-------|
|   |                            | Min   | Max   |
| Cash                                    | 2.0%                       | 0.0%  | n/a   |
| Core Bonds                              | 10.0%                      | 5.0%  | 15.0% |
| High Yield                              | 2.0%                       | 0.0%  | 7.0%  |
| Bank Loans                              | 4.0%                       | 0.0%  | 9.0%  |
| Treasury Inflation Protected Securities | 2.0%                       | 0.0%  | 7.0%  |
| Large Cap Equity                        | 14.0%                      | 9.0%  | 19.0% |
| Small/Mid-Cap Equity                    | 6.0%                       | 1.0%  | 11.0% |
| Non-US Developed Equity                 | 7.0%                       | 2.0%  | 12.0% |
| Absolute Return                         | 3.0%                       | 0.0%  | 8.0%  |
| Real Estate                             | 12.0%                      | 7.0%  | 17.0% |
| Private Equity                          | 20.0%                      | 10.0% | 30.0% |
| Private Credit                          | 8.0%                       | 3.0%  | 13.0% |
| Natural Resources                       | 5.0%                       | 0.0%  | 10.0% |
| Infrastructure                          | 5.0%                       | 0.0%  | 10.0% |

The table below sets forth the comparative investments of the PSF for the fiscal years ending August 31, 2023 and 2024, as set forth in the Annual Report for the 2024 fiscal year. As of January 1, 2023, the assets of the PSF(SBOE) and the PSF(SLB) were generally combined (referred to herein as the PSF(CORP)) for investment management and accounting purposes.

#### Comparative Investment Schedule – PSF(CORP)

| Fair Value (in millions) August 31, 2024 and 2023 |                    |                    |                                     |                   |
|---|--------------------|--------------------|-------------------------------------|-------------------|
| ASSET CLASS                                       | August 31,<br>2024 | August 31,<br>2023 | Amount of<br>Increase<br>(Decrease) | Percent<br>Change |
| EQUITY  |                    |                    |                                     |                   |
| Domestic Small Cap                                | \$3,651.3          | \$ 2,975.1         | \$ 676.2                            | 22.7%             |
| Domestic Large Cap                                | 8,084.6            | 7,896.5            | 188.1                               | 2.4%              |
| Total Domestic Equity                             | 11,735.9           | 10,871.6           | 864.3                               | 8.0%              |
| International Equity                              | 4,131.1            | 7,945.5            | (3,814.4)                           | -48.0%            |
| <b>TOTAL EQUITY</b>                               | <b>15,867.0</b>    | <b>18,817.1</b>    | <b>(2,950.1)</b>                    | <b>-15.7%</b>     |
| FIXED INCOME                                      |                    |                    |                                     |                   |
| Domestic Fixed Income                             | -                  | 5,563.7            | -                                   | -                 |
| US Treasuries                                     | -                  | 937.5              | -                                   | -                 |
| Core Bonds  | 8,151.6            | -                  | -                                   | -                 |
| Bank Loans  | 2,564.1            | -                  | -                                   | -                 |
| High Yield Bonds                                  | 2,699.5            | 1,231.6            | 1,467.9                             | 119.2%            |
| Emerging Market Debt                              | -                  | 869.7              | -                                   | -                 |
| <b>TOTAL FIXED INCOME</b>                         | <b>13,415.2</b>    | <b>8,602.5</b>     | <b>4,812.7</b>                      | <b>55.9%</b>      |
| ALTERNATIVE INVESTMENTS                           |                    |                    |                                     |                   |
| Absolute Return                                   | 3,106.0            | 3,175.8            | (69.8)                              | -2.2%             |
| Real Estate                                       | 6,101.0            | 6,525.2            | (424.2)                             | -6.5%             |
| Private Equity                                    | 8,958.8            | 8,400.7            | 558.1                               | 6.6%              |
| Emerging Manager Program                          | -                  | 134.5              | -                                   | -                 |
| Real Return                                       | -                  | 1,663.7            | -                                   | -                 |
| Private Credit                                    | 2,257.9            | -                  | -                                   | -                 |
| Real Assets                                       | 4,648.1            | 4,712.1            | (64.0)                              | -1.4%             |
| <b>TOT ALT INVESTMENTS</b>                        | <b>25,071.8</b>    | <b>24,612.0</b>    | <b>459.8</b>                        | <b>1.9%</b>       |

|                                |                |              |              |               |
|--------------------------------|----------------|--------------|--------------|---------------|
| UNALLOCATED CASH               | <u>2,583.2</u> | <u>348.2</u> | <u>2,235</u> | <u>641.9%</u> |
| TOTAL PSF(CORP)<br>INVESTMENTS | 56,937.2       | \$ 52,379.8  | \$ 4,557.4   | 8.7%          |

Source: Annual Report for year ended August 31, 2024.

The table below sets forth the investments of the PSF(SLB) for the year ended August 31, 2024.

#### Investment Schedule - PSF(SLB)<sup>1</sup>

##### Fair Value (in millions) August 31, 2024

|   | <u>As of</u><br><u>8-31-24</u> |
|---|--------------------------------|
| Investment Type                               |                                |
| Investments in Real Assets                    |                                |
| Sovereign Lands                               | \$ 277.47                      |
| Discretionary Internal Investments            | 457.01                         |
| Other Lands                                   | 153.15                         |
| Minerals <sup>(2), (3)</sup>                  | <u>4,540.61</u> <sup>(6)</sup> |
| Total Investments <sup>(4)</sup>              | 5,428.23                       |
| Cash in State Treasury <sup>(5)</sup>         | 0                              |
| Total Investments & Cash in State<br>Treasury | \$ 5,428.23                    |

<sup>1</sup> Unaudited figures from Table 5 in the FY 2024 Unaudited Annual Financial Report of the Texas General Land Office and Veterans Land Board.

<sup>2</sup> Historical Cost of investments at August 31, 2024 was: Sovereign Lands \$838,730.24; Discretionary Internal Investments \$318,902,420.97; Other Lands \$37,290,818.76; and Minerals \$13,437,063.73.

<sup>3</sup> Includes an estimated 1,000,000.00 acres in freshwater rivers.

<sup>4</sup> Includes an estimated 1,747,600.00 in excess acreage.

<sup>5</sup> Cash in State Treasury is managed by the Treasury Operations Division of the Comptroller of Public Accounts of the State of Texas.

<sup>6</sup> Future Net Revenues discounted at 10% and then adjusted for risk factors. A mineral reserve report is prepared annually by external third-party petroleum engineers.

The asset allocation of the Fund's financial assets portfolio is subject to change by the PSF Corporation from time to time based upon a number of factors, including recommendations to the PSF Corporation made by internal investment staff and external consultants. Fund performance may also be affected by factors other than asset allocation, including, without limitation, the general performance of the securities markets and other capital markets in the United States and abroad, which may be affected by different levels of economic activity; decisions of political officeholders; significant adverse weather events; development of hostilities in and among nations; cybersecurity threats and events; changes in international trade policies or practices; application of the Prudent Person Standard, which may eliminate certain investment opportunities for the Fund; management fees paid to external managers and embedded management fees for some fund investments; and PSF operational limitations impacted by Texas law or legislative appropriation. The Guarantee Program could also be impacted by changes in State or federal law or regulations or the implementation of new accounting standards.

#### The School District Bond Guarantee Program

The School District Bond Guarantee Program requires an application be made by a school district to the Education Commissioner for a guarantee of its bonds. If the conditions for the School District Bond Guarantee Program are satisfied, the guarantee becomes effective upon approval of the bonds by the Attorney General and remains in effect until the guaranteed bonds are paid or defeased, by a refunding or otherwise.

In the event of default, holders of guaranteed school district bonds will receive all payments as and when may become due from the corpus of the PSF. Following a determination that a school district will be or is unable to pay maturing or matured principal or interest on any guaranteed bond, the Act requires the school district to notify the Education Commissioner not later than the fifth day before the stated maturity date of such bond or interest payment. Immediately following receipt of such notice, the Education Commissioner must cause to be transferred from the appropriate account in the PSF to the Paying Agent/Registrar an amount necessary to pay the maturing or matured principal and interest, as applicable. Upon receipt of funds for payment of such principal or interest, the Paying Agent/Registrar must pay the amount due and forward the canceled bond or evidence of payment of the interest to the State Comptroller of Public Accounts (the "Comptroller"). The Education Commissioner will instruct the Comptroller to withhold the amount paid, plus interest, from the first State money payable to the school district. The amount withheld pursuant to this funding "intercept" feature will be deposited to the credit of the PSF. The Comptroller must hold such canceled bond or evidence of payment of the interest on behalf of the PSF. Following full reimbursement of such payment by the school district to the PSF with interest, the Comptroller will cancel the bond or evidence of payment of the interest and forward it to the school district. The Act permits the Education Commissioner to order a school district to set a tax rate sufficient to reimburse the PSF for any payments made with respect to guaranteed bonds, and also sufficient to pay future payments on guaranteed bonds, and provides certain enforcement mechanisms to the Education Commissioner, including the appointment of a board of managers or annexation of a defaulting school district to another school district.

If a school district fails to pay principal or interest on a bond as it is stated to mature, other amounts not due and payable are not accelerated and do not become due and payable by virtue of the district's default. The School District Bond Guarantee Program does not apply to the payment of principal and interest upon redemption of bonds, except upon mandatory sinking fund redemption, and does not

apply to the obligation, if any, of a school district to pay a redemption premium on its guaranteed bonds. The guarantee applies to all matured interest on guaranteed school district bonds, whether the bonds were issued with a fixed or variable interest rate and whether the interest rate changes as a result of an interest reset provision or other bond order provision requiring an interest rate change. The guarantee does not extend to any obligation of a school district under any agreement with a third party relating to guaranteed bonds that is defined or described in State law as a "bond enhancement agreement" or a "credit agreement," unless the right to payment of such third party is directly as a result of such third party being a bondholder.

In the event that two or more payments are made from the PSF on behalf of a district, the Education Commissioner shall request the Attorney General to institute legal action to compel the district and its officers, agents and employees to comply with the duties required of them by law in respect to the payment of guaranteed bonds.

Generally, the regulations that govern the School District Bond Guarantee Program (the "SDBGP Rules") limit guarantees to certain types of notes and bonds, including, with respect to refunding bonds issued by school districts, a requirement that the bonds produce debt service savings. The SDBGP Rules include certain accreditation criteria for districts applying for a guarantee of their bonds, and limit guarantees to districts that have less than the amount of annual debt service per average daily attendance that represents the 90th percentile of annual debt service per average daily attendance for all school districts, but such limitation will not apply to school districts that have enrollment growth of at least 25% over the previous five school years. The SDBGP Rules are codified in the Texas Administrative Code at 19 TAC section 33.6 and are available at <https://tea.texas.gov/finance-and-grants/state-funding/facilities-funding-and-standards/bond-guarantee-program>.

### **The Charter District Bond Guarantee Program**

The Charter District Bond Guarantee Program became effective March 3, 2014. The SBOE published final regulations in the Texas Register that provide for the administration of the Charter District Bond Guarantee Program (the "CDBGP Rules"). The CDBGP Rules are codified at 19 TAC section 33.7 and are available at <https://tea.texas.gov/finance-and-grants/state-funding/facilities-funding-and-standards/bond-guarantee-program>.

The Charter District Bond Guarantee Program has been authorized through the enactment of amendments to the Act, which provide that a charter holder may make application to the Education Commissioner for designation as a "charter district" and for a guarantee by the PSF under the Act of bonds issued on behalf of a charter district by a non-profit corporation. If the conditions for the Charter District Bond Guarantee Program are satisfied, the guarantee becomes effective upon approval of the bonds by the Attorney General and remains in effect until the guaranteed bonds are paid or defeased, by a refunding or otherwise.

Pursuant to the CDBGP Rules, the Education Commissioner annually determines the ratio of charter district students to total public school students, for the 2025 fiscal year, the ratio is 7.86%. At February 27, 2025, there were 188 active open-enrollment charter schools in the State and there were 1,222 charter school campuses authorized under such charters, though as of such date, 264 of such campuses are not currently serving students for various reasons; therefore, there are 958 charter school campuses actively serving students in Texas. Section 12.101, Texas Education Code, limits the number of charters that the Education Commissioner may grant to a total number of 305 charters. While legislation limits the number of charters that may be granted, it does not limit the number of campuses that may operate under a particular charter. For information regarding the capacity of the Guarantee Program, see "Capacity Limits for the Guarantee Program." The Act provides that the Education Commissioner may not approve the guarantee of refunding or refinanced bonds under the Charter District Bond Guarantee Program in a total amount that exceeds one-half of the total amount available for the guarantee of charter district bonds under the Charter District Bond Guarantee Program.

In accordance with the Act, the Education Commissioner may not approve charter district bonds for guarantee if such guarantees will result in lower bond ratings for public school district bonds that are guaranteed under the School District Bond Guarantee Program. To be eligible for a guarantee, the Act provides that a charter district's bonds must be approved by the Attorney General, have an unenhanced investment grade rating from a nationally recognized investment rating firm, and satisfy a limited investigation conducted by the TEA.

The Charter District Bond Guarantee Program does not apply to the payment of principal and interest upon redemption of bonds, except upon mandatory sinking fund redemption, and does not apply to the obligation, if any, of a charter district to pay a redemption premium on its guaranteed bonds. The guarantee applies to all matured interest on guaranteed charter district bonds, whether the bonds were issued with a fixed or variable interest rate and whether the interest rate changes as a result of an interest reset provision or other bond resolution provision requiring an interest rate change. The guarantee does not extend to any obligation of a charter district under any agreement with a third party relating to guaranteed bonds that is defined or described in State law as a "bond enhancement agreement" or a "credit agreement," unless the right to payment of such third party is directly as a result of such third party being a bondholder.

In the event of default, holders of guaranteed charter district bonds will receive all payments as and when they become due from the corpus of the PSF. Following a determination that a charter district will be or is unable to pay maturing or matured principal or interest on any guaranteed bond, the Act requires a charter district to notify the Education Commissioner not later than the fifth day before the stated maturity date of such bond or interest payment and provides that immediately following receipt of notice that a charter district will be or is unable to pay maturing or matured principal or interest on a guaranteed bond, the Education Commissioner is required to instruct the Comptroller to transfer from the Charter District Reserve Fund to the district's paying agent an amount necessary to pay the maturing or matured principal or interest, as applicable. If money in the Charter District Reserve Fund is insufficient to pay the amount due on a bond for which a notice of default has been received, the Education Commissioner is required to instruct the Comptroller to transfer from the PSF to the district's paying agent the amount necessary to pay the balance of the unpaid maturing or matured principal or interest, as applicable. If a total of two or more payments are made under the Charter District Bond Guarantee Program on charter district bonds and the Education Commissioner determines that the charter district is acting in bad faith under the program, the Education Commissioner may request the Attorney General to institute appropriate legal action to compel the charter district and its officers, agents, and employees to comply with the duties required of them by law in regard to the guaranteed bonds. As is the case with the School District Bond Guarantee Program, the Act provides a funding "intercept" feature that obligates the Education Commissioner to instruct the Comptroller to withhold the amount paid with respect to the Charter District Bond Guarantee Program, plus interest, from the first State money payable to a charter district that fails to make a guaranteed payment on its bonds. The amount withheld will be deposited, first, to the credit of the PSF, and then to restore any amount drawn from the Charter District Reserve Fund as a result of the non-payment.



The CDBG Rules provide that the PSF may be used to guarantee bonds issued for the acquisition, construction, repair, or renovation of an educational facility for an open-enrollment charter holder and equipping real property of an open-enrollment charter school and/or to refinance promissory notes executed by an open-enrollment charter school, each in an amount in excess of \$500,000 the proceeds of which loans were used for a purpose described above (so-called new money bonds) or for refinancing bonds previously issued for the charter school that were approved by the Attorney General (so-called refunding bonds). Refunding bonds may not be guaranteed under the Charter District Bond Guarantee Program if they do not result in a present value savings to the charter holder.

The CDBG Rules provide that an open-enrollment charter holder applying for charter district designation and a guarantee of its bonds under the Charter District Bond Guarantee Program satisfy various provisions of the regulations, including the following: It must (i) have operated at least one open-enrollment charter school with enrolled students in the State for at least three years; (ii) agree that the bonded indebtedness for which the guarantee is sought will be undertaken as an obligation of all entities under common control of the open-enrollment charter holder, and that all such entities will be liable for the obligation if the open-enrollment charter holder defaults on the bonded indebtedness, provided, however, that an entity that does not operate a charter school in Texas is subject to this provision only to the extent it has received state funds from the open-enrollment charter holder; (iii) have had completed for the past three years an audit for each such year that included unqualified or unmodified audit opinions; and (iv) have received an investment grade credit rating within the last year. Upon receipt of an application for guarantee under the Charter District Bond Guarantee Program, the Education Commissioner is required to conduct an investigation into the financial status of the applicant charter district and of the accreditation status of all open-enrollment charter schools operated under the charter, within the scope set forth in the CDBG Rules. Such financial investigation must establish that an applying charter district has a historical debt service coverage ratio, based on annual debt service, of at least 1.1 for the most recently completed fiscal year, and a projected debt service coverage ratio, based on projected revenues and expenses and maximum annual debt service, of at least 1.2. The failure of an open-enrollment charter holder to comply with the Act or the applicable regulations, including by making any material misrepresentations in the charter holder's application for charter district designation or guarantee under the Charter District Bond Guarantee Program, constitutes a material violation of the open-enrollment charter holder's charter.

From time to time, TEA has limited new guarantees under the Charter District Bond Guarantee Program to conform to capacity limits specified by the Act. The Charter District Bond Guarantee Program Capacity (the "CDBG Capacity") is made available from the capacity of the Guarantee Program but is not reserved exclusively for the Charter District Bond Guarantee Program. See "Capacity Limits for the Guarantee Program." Other factors that could increase the CDBG Capacity include Fund investment performance, future increases in the Guarantee Program multiplier, changes in State law that govern the calculation of the CDBG Capacity, as described below, changes in State or federal law or regulations related to the Guarantee Program limit, growth in the relative percentage of students enrolled in open-enrollment charter schools to the total State scholastic census, legislative and administrative changes in funding for charter districts, changes in level of school district or charter district participation in the Guarantee Program, or a combination of such circumstances.

#### Capacity Limits for the Guarantee Program

The capacity of the Fund to guarantee bonds under the Guarantee Program is limited to the lesser of that imposed by State law (the "State Capacity Limit") and that imposed by regulations and a notice issued by the IRS (the "IRS Limit", with the limit in effect at any given time being the "Capacity Limit"). From 2005 through 2009, the Guarantee Program twice reached capacity under the IRS Limit, and in each instance the Guarantee Program was closed to new bond guarantee applications until relief was obtained from the IRS. The most recent closure of the Guarantee Program commenced in March 2009 and the Guarantee Program reopened in February 2010 after the IRS updated regulations relating to the PSF and similar funds.

Prior to 2007, various legislation was enacted modifying the calculation of the State Capacity limit; however, in 2007, Senate Bill 389 ("SB 389") was enacted, providing for increases in the capacity of the Guarantee Program, and specifically providing that the SBOE may by rule increase the capacity of the Guarantee Program from two and one-half times the cost value of the PSF to an amount not to exceed five times the cost value of the PSF, provided that the increased limit does not violate federal law and regulations and does not prevent bonds guaranteed by the Guarantee Program from receiving the highest available credit rating, as determined by the SBOE. SB 389 further provided that the SBOE shall at least annually consider whether to change the capacity of the Guarantee Program. Additionally, on May 21, 2010, the SBOE modified the SDBG Rules, and increased the State Capacity Limit to an amount equal to three times the cost value of the PSF. Such modified regulations, including the revised capacity rule, became effective on July 1, 2010. The SDBG Rules provide that the Education Commissioner will estimate the available capacity of the PSF each month and may increase or reduce the State Capacity Limit multiplier to prudently manage fund capacity and maintain the AAA credit rating of the Guarantee Program but also provide that any changes to the multiplier made by the Education Commissioner are to be ratified or rejected by the SBOE at the next meeting following the change. See "Valuation of the PSF and Guaranteed Bonds" below.

Since September 2015, the SBOE has periodically voted to change the capacity multiplier as shown in the following table.

| <u>Changes in SBOE-determined multiplier for State Capacity Limit</u> |                   |
|---|-------------------|
| <u>Date</u>   | <u>Multiplier</u> |
| Prior to May 2010   | 2.50              |
| May 2010  | 3.00              |
| September 2015  | 3.25              |
| February 2017   | 3.50              |
| September 2017  | 3.75              |
| February 2018 (current)   | 3.50              |

Since December 16, 2009, the IRS Limit was a static limit set at 500% of the total cost value of the assets held by the PSF as of December 16, 2009; however, on May 10, 2023, the IRS released Notice 2023-39 (the "IRS Notice"), stating that the IRS would issue regulations amending the existing regulations to amend the calculation of the IRS limit to 500% of the total cost value of assets held by the PSF as of the date of sale of new bonds, effective as of May 10, 2023.

The IRS Notice changed the IRS Limit from a static limit to a dynamic limit for the Guarantee Program based upon the cost value of Fund assets, multiplied by five. As of January 31, 2025 the cost value of the Guarantee Program was \$48,560,433,760 (unaudited), thereby producing an IRS Limit of \$242,802,168,800 in principal amount of guaranteed bonds outstanding.

As of January 31, 2025, the estimated State Capacity Limit is \$169,961,518,160, which is lower than the IRS Limit, making the State Capacity Limit the current Capacity Limit for the Fund.

Since July 1991, when the SBOE amended the Guarantee Program Rules to broaden the range of bonds that are eligible for guarantee under the Guarantee Program to encompass most Texas school district bonds, the principal amount of bonds guaranteed under the Guarantee Program has increased sharply. In addition, in recent years a number of factors have caused an increase in the amount of bonds issued by school districts in the State. See the table "Permanent School Fund Guaranteed Bonds" below. Effective March 1, 2023, the Act provides that the SBOE may establish a percentage of the Capacity Limit to be reserved from use in guaranteeing bonds (the "Capacity Reserve"). The SDBGP Rules provide for a maximum Capacity Reserve for the overall Guarantee Program of 5% and provide that the amount of the Capacity Reserve may be increased or decreased by a majority vote of the SBOE based on changes in the cost value, asset allocation, and risk in the portfolio, or may be increased or decreased by the Education Commissioner as necessary to prudently manage fund capacity and preserve the AAA credit rating of the Guarantee Program (subject to ratification or rejection by the SBOE at the next meeting for which an item can be posted). The CDBGP Rules provide for an additional reserve of CDBGP Capacity determined by calculating an equal percentage as established by the SBOE for the Capacity Reserve, applied to the CDBGP Capacity. Effective March 1, 2023, the Capacity Reserve is 0.25%. The Capacity Reserve is noted in the monthly updates with respect to the capacity of the Guarantee Program on the PSF Corporation's web site at <https://texaspsf.org/monthly-disclosures/>, which are also filed with the MSRB.

Based upon historical performance of the Fund, the legal restrictions relating to the amount of bonds that may be guaranteed has generally resulted in a lower ratio of guaranteed bonds to available assets as compared to many other types of credit enhancements that may be available for Texas school district bonds and charter district bonds. However, the ratio of Fund assets to guaranteed bonds and the growth of the Fund in general could be adversely affected by a number of factors, including Fund investment performance, investment objectives of the Fund, an increase in bond issues by school districts in the State or legal restrictions on the Fund, changes in State laws that implement funding decisions for school districts and charter districts, which could adversely affect the credit quality of those districts, the implementation of the Charter District Bond Guarantee Program, or significant changes in distributions to the ASF. The issuance of the IRS Notice and the Final IRS Regulations resulted in a substantial increase in the amount of bonds guaranteed under the Guarantee Program.

No representation is made as to how the capacity will remain available, and the capacity of the Guarantee Program is subject to change due to a number of factors, including changes in bond issuance volume throughout the State and some bonds receiving guarantee approvals may not close. If the amount of guaranteed bonds approaches the State Capacity Limit, the SBOE or Education Commissioner may increase the State Capacity Limit multiplier as discussed above.

### **2017 Legislative Changes to the Charter District Bond Guarantee Program**

The CDBGP Capacity is established by the Act. During the 85th Texas Legislature, which concluded on May 29, 2017, Senate Bill 1480 ("SB 1480") was enacted. SB 1480 amended the Act to modify how the CDBGP Capacity is established effective as of September 1, 2017, and made other substantive changes to the Charter District Bond Guarantee Program. Prior to the enactment of SB 1480, the CDBGP Capacity was calculated as the Capacity Limit less the amount of outstanding bond guarantees under the Guarantee Program multiplied by the percentage of charter district scholastic population relative to the total public school scholastic population. SB 1480 amended the CDBGP Capacity calculation so that the Capacity Limit is multiplied by the percentage of charter district scholastic population relative to the total public school scholastic population prior to the subtraction of the outstanding bond guarantees, thereby increasing the CDBGP Capacity.

The percentage of the charter district scholastic population to the overall public school scholastic population has grown from 3.53% in September 2012 to 7.86% in February 2025. TEA is unable to predict how the ratio of charter district students to the total State scholastic population will change over time.

In addition to modifying the manner of determining the CDBGP Capacity, SB 1480 provided that the Education Commissioner's investigation of a charter district application for guarantee may include an evaluation of whether the charter district bond security documents provide a security interest in real property pledged as collateral for the bond and the repayment obligation under the proposed guarantee. The Education Commissioner may decline to approve the application if the Education Commissioner determines that sufficient security is not provided. The Act and the CDBGP Rules also require the Education Commissioner to make an investigation of the accreditation status and financial status for a charter district applying for a bond guarantee.

Since the initial authorization of the Charter District Bond Guarantee Program, the Act has established a bond guarantee reserve fund in the State treasury (the "Charter District Reserve Fund"). Formerly, the Act provided that each charter district that has a bond guaranteed must annually remit to the Education Commissioner, for deposit in the Charter District Reserve Fund, an amount equal to 10% of the savings to the charter district that is a result of the lower interest rate on its bonds due to the guarantee by the PSF. SB 1480 modified the Act insofar as it pertains to the Charter District Reserve Fund. Effective September 1, 2017, the Act provides that a charter district that has a bond guaranteed must remit to the Education Commissioner, for deposit in the Charter District Reserve Fund, an amount equal to 20% of the savings to the charter district that is a result of the lower interest rate on the bond due to the guarantee by the PSF. The amount due shall be paid on receipt by the charter district of the bond proceeds. However, the deposit requirement will not apply if the balance of the Charter District Reserve Fund is at least equal to 3.00% of the total amount of outstanding guaranteed bonds issued by charter districts. At January 31, 2025, the Charter District Reserve Fund contained \$120,355,020, which represented approximately 2.44% of the guaranteed charter district bonds. The Reserve Fund is held and invested as a non-commingled fund under the administration of the PSF Corporation staff.

### **Charter District Risk Factors**

Open-enrollment charter schools in the State may not charge tuition and, unlike school districts, charter districts have no taxing power. Funding for charter district operations is largely from amounts appropriated by the Legislature. Additionally, the amount of State payments

a charter district receives is based on a variety of factors, including the enrollment at the schools operated by a charter district, and may be affected by the State's economic performance and other budgetary considerations and various political considerations.

Other than credit support for charter district bonds that is provided to qualifying charter districts by the Charter District Bond Guarantee Program, State funding for charter district facilities construction is limited to a program established by the Legislature in 2017, which provides \$60 million per year for eligible charter districts with an acceptable performance rating for a variety of funding purposes, including for lease or purchase payments for instructional facilities. Since State funding for charter facilities is limited, charter schools generally issue revenue bonds to fund facility construction and acquisition, or fund facilities from cash flows of the school. Some charter districts have issued non-guaranteed debt in addition to debt guaranteed under the Charter District Bond Guarantee Program, and such non-guaranteed debt is likely to be secured by a deed of trust covering all or part of the charter district's facilities. In March 2017, the TEA began requiring charter districts to provide the TEA with a lien against charter district property as a condition to receiving a guarantee under the Charter District Bond Guarantee Program. However, charter district bonds issued and guaranteed under the Charter District Bond Guarantee Program prior to the implementation of the new requirement did not have the benefit of a security interest in real property, although other existing debts of such charter districts that are not guaranteed under the Charter District Bond Guarantee Program may be secured by real property that could be foreclosed on in the event of a bond default.

As a general rule, the operation of a charter school involves fewer State requirements and regulations for charter holders as compared to other public schools, but the maintenance of a State-granted charter is dependent upon on-going compliance with State law and regulations, which are monitored by TEA. TEA has a broad range of enforcement and remedial actions that it can take as corrective measures, and such actions may include the loss of the State charter, the appointment of a new board of directors to govern a charter district, the assignment of operations to another charter operator, or, as a last resort, the dissolution of an open-enrollment charter school. Charter holders are governed by a private board of directors, as compared to the elected boards of trustees that govern school districts.

As described above, the Act includes a funding "intercept" function that applies to both the School District Bond Guarantee Program and the Charter District Bond Guarantee Program. However, school districts are viewed as the "educator of last resort" for students residing in the geographical territory of the district, which makes it unlikely that State funding for those school districts would be discontinued, although the TEA can require the dissolution and merger into another school district if necessary to ensure sound education and financial management of a school district. That is not the case with a charter district, however, and open-enrollment charter schools in the State have been dissolved by TEA from time to time. If a charter district that has bonds outstanding that are guaranteed by the Charter District Bond Guarantee Program should be dissolved, debt service on guaranteed bonds of the district would continue to be paid to bondholders in accordance with the Charter District Bond Guarantee Program, but there would be no funding available for reimbursement of the PSF by the Comptroller for such payments. As described under "The Charter District Bond Guarantee Program," the Act established the Charter District Reserve Fund, to serve as a reimbursement resource for the PSF.

#### Ratings of Bonds Guaranteed Under the Guarantee Program

Moody's Investors Service, Inc., S&P Global Ratings, and Fitch Ratings, Inc. rate bonds guaranteed by the PSF "Aaa," "AAA" and "AAA," respectively. Not all districts apply for multiple ratings on their bonds, however. See the applicable rating section within the offering document to which this is attached for information regarding a district's underlying rating and the enhanced rating applied to a given series of bonds.

#### Valuation of the PSF and Guaranteed Bonds

##### Permanent School Fund Valuations

| Fiscal Year<br>Ended 8/31 | Book Value <sup>(1)</sup> | Market Value <sup>(1)</sup> |
|---------------------------|---------------------------|-----------------------------|
| 2020                      | \$36,642,000,738          | \$46,764,059,745            |
| 2021                      | 38,699,895,545            | 55,582,252,097              |
| 2022                      | 42,511,350,050            | 56,754,515,757              |
| 2023                      | 43,915,792,841            | 59,020,536,667              |
| 2024 <sup>(2)</sup>       | 46,276,260,013            | 56,937,188,265              |

<sup>(1)</sup> SLB managed assets are included in the market value and book value of the Fund. In determining the market value of the PSF from time to time during a fiscal year, the current, unaudited values for PSF investment portfolios and cash held by the SLB are used. With respect to SLB managed assets shown in the table above, market values of land and mineral interests, internally managed real estate, investments in externally managed real estate funds and cash are based upon information reported to the PSF Corporation by the SLB. The SLB reports that information to the PSF Corporation on a quarterly basis. The valuation of such assets at any point in time is dependent upon a variety of factors, including economic conditions in the State and nation in general, and the values of these assets, and, in particular, the valuation of mineral holdings administered by the SLB, can be volatile and subject to material changes from period to period.

<sup>(2)</sup> At August 31, 2024, mineral assets, sovereign lands, other lands, and discretionary internal investments, had book values of approximately \$13.4 million, \$0.8 million, \$37.2 million, and \$318.9 million, respectively, and market values of approximately \$4,540.6 million, \$277.4 million, \$153.1 million, and \$457.0 million, respectively.

### Permanent School Fund Guaranteed Bonds

| At 8/31 | Principal Amount <sup>(1)</sup> |
|---------|---------------------------------|
| 2020    | \$90,336,680,245                |
| 2021    | 95,259,161,922                  |
| 2022    | 103,239,495,929                 |
| 2023    | 115,730,826,682                 |
| 2024    | 125,815,981,603 <sup>(2)</sup>  |

<sup>(1)</sup> Represents original principal amount; does not reflect any subsequent accretions in value for compound interest bonds (zero coupon securities). The amount shown excludes bonds that have been refunded and released from the Guarantee Program. The TEA does not maintain records of the accreted value of capital appreciation bonds that are guaranteed under the Guarantee Program.

<sup>(2)</sup> At August 31, 2024 (the most recent date for which such data is available), the TEA expected that the principal and interest to be paid by school districts and charter districts over the remaining life of the bonds guaranteed by the Guarantee Program was \$196,294,405,488, of which \$70,478,423,885 represents interest to be paid. As shown in the table above, at August 31, 2024, there were \$125,815,981,603 in principal amount of bonds guaranteed under the Guarantee Program. Using the State Capacity Limit of \$169,961,518,160 (the State Capacity Limit is currently the Capacity Limit), net of the Capacity Reserve, as of January 31, 2025, 7.69% of the Guarantee Program's capacity was available to the Charter District Bond Guarantee Program. As of January 31, 2025, the amount of outstanding bond guarantees represented 76.33% of the Capacity Limit (which is currently the State Capacity Limit). January 31, 2025 values are based on unaudited data, which is subject to adjustment.

### Permanent School Fund Guaranteed Bonds by Category<sup>(1)</sup>

| Formal School Fund - Guaranteed Bonds - by Category |                              |                                 |                               |                                 |                         |                                 |
|---|------------------------------|---------------------------------|-------------------------------|---------------------------------|-------------------------|---------------------------------|
|   | <u>School District Bonds</u> |                                 | <u>Charter District Bonds</u> |                                 | <u>Totals</u>           |                                 |
| Fiscal<br>Year<br>Ended <u>8/31</u>                 | No. of<br><u>Issues</u>      | Principal<br><u>Amount (\$)</u> | No. of<br><u>Issues</u>       | Principal<br><u>Amount (\$)</u> | No. of<br><u>Issues</u> | Principal<br><u>Amount (\$)</u> |
| 2020  | 3,296                        | 87,800,478,245                  | 64                            | 2,536,202,000                   | 3,360                   | 90,336,680,245                  |
| 2021  | 3,346                        | 91,951,175,922                  | 83                            | 3,307,986,000                   | 3,429                   | 95,259,161,922                  |
| 2022  | 3,348                        | 99,528,099,929                  | 94                            | 3,711,396,000                   | 3,442                   | 103,239,495,929                 |
| 2023  | 3,339                        | 111,647,914,682                 | 102                           | 4,082,912,000                   | 3,441                   | 115,730,826,682                 |
| 2024 <sup>(2)</sup>                                 | 3,330                        | 121,046,871,603                 | 103                           | 4,769,110,000                   | 3,433                   | 125,815,981,603                 |

<sup>(1)</sup> Represents original principal amount; does not reflect any subsequent accretions in value for compound interest bonds (zero coupon securities). The amount shown excludes bonds that have been refunded and released from the Guarantee Program.

<sup>(2)</sup> At January 31, 2025 (based on unaudited data, which is subject to adjustment), there were \$129,723,799,121 in principal amount of bonds guaranteed under the Guarantee Program, representing 3,437 school district issues, aggregating \$124,794,149,121 in principal amount and 109 charter district issues, aggregating \$4,929,650,000 in principal amount. At January 31, 2025 the projected guarantee capacity available was \$39,780,221,830 (based on unaudited data, which is subject to adjustment).

### Discussion and Analysis Pertaining to Fiscal Year Ended August 31, 2024

The following discussion is derived from the Annual Report for the year ended August 31, 2024, including the Message from the Chief Executive Officer of the Fund, the Management's Discussion and Analysis, and other schedules contained therein. Reference is made to the Annual Report, as filed with the MSRB, for the complete Message and MD&A. Investment assets managed by the PSF Corporation are referred to throughout this MD&A as the PSF(CORP). The Fund's non-financial real assets are managed by the SLB and these assets are referred to throughout as the PSF(SLB) assets.

At the end of fiscal year 2024, the PSF(CORP) net position was \$57.3 billion. During the year, the PSF(CORP) continued implementing the long-term strategic asset allocation, diversifying the investment mix to strengthen the Fund. The asset allocation is projected to increase returns over the long run while reducing risk and portfolio return volatility. The PSF(CORP) is invested in global markets and liquid and illiquid assets experience volatility commensurate with the related indices. The PSF(CORP) is broadly diversified and benefits from the cost structure of its investment program. Changes continue to be researched, crafted, and implemented to make the cost structure more effective and efficient. The PSF(CORP) annual rates of return for the one-year, five-year, and ten-year periods ending August 31, 2024, net of fees, were 10.12%, 7.31%, and 6.32%, respectively (total return takes into consideration the change in the market value of the Fund during the year as well as the interest and dividend income generated by the Fund's investments). See "Comparative Investment Schedule - PSF(CORP)" for the PSF(CORP) holdings as of August 31, 2024.

Effective February 1, 2024, Texas PSF transitioned into a new strategic asset allocation. The new allocation of the PSF Corporation updated the strategic asset allocation among public equities, fixed income, and alternative assets, as discussed herein. Alternative assets now include private credit, absolute return, private equity, real estate, natural resources, and infrastructure. For a description of the accrual basis of accounting and more information about performance, including comparisons to established benchmarks for certain periods, please see the 2024 Annual Report which is included by reference herein.

## PSF Returns Fiscal Year Ended 8-31-2024<sup>1</sup>

| <u>Portfolio</u>                | <u>Return</u> | <u>Benchmark<br/>Return<sup>2</sup></u> |
|---------------------------------|---------------|---|
| Total PSF(CORP) Portfolio       | 10.12         | 9.28                                    |
| Domestic Large Cap Equities     | 27.30         | 27.14                                   |
| Domestic Small/Mid Cap Equities | 18.35         | 18.37                                   |
| International Equities          | 18.82         | 18.08                                   |
| Private Credit                  | 1.41          | 0.93                                    |
| Core Bonds                      | 7.08          | 7.30                                    |
| Absolute Return                 | 11.50         | 8.87                                    |
| Real Estate                     | (6.42)        | (7.22)                                  |
| Private Equity                  | 4.62          | 4.23                                    |
| High Yield                      | 12.03         | 12.53                                   |
| Natural Resources               | 12.36         | 6.42                                    |
| Infrastructure                  | 4.41          | 3.63                                    |
| Bank Loans                      | 3.02          | 3.23                                    |
| Short Term Investment Portfolio | 2.42          | 2.28                                    |

<sup>1</sup> Time weighted rates of return adjusted for cash flows for the PSF(CORP) investment assets. Does not include SLB managed real estate or real assets. Returns are net of fees. Source: Annual Report for year ended August 31, 2024.

<sup>2</sup> Benchmarks are as set forth in the Annual Report for year ended August 31, 2024.

The SLB is responsible for the investment of money in the Real Estate Special Fund Account (RESFA) of the PSF (also referred to herein as the PSF(SLB)). Pursuant to applicable law, money in the PSF(SLB) may be invested in land, mineral and royalty interest, and real property holdings. For more information regarding the investments of the PSF(SLB), please see the 2024 Unaudited Annual Financial Report of the Texas General Land Office and Veterans Land Board.

The Fund directly supports the public school system in the State by distributing a predetermined percentage of its asset value to the ASF. In fiscal year 2024, \$2.2 billion was distributed to the ASF, \$600 million of which was distributed by the PSF(CORP) on behalf of the SLB.

### Other Events and Disclosures

State ethics laws govern the ethics and disclosure requirements for financial advisors and other service providers who advise certain State governmental entities, including the PSF. The SBOE code of ethics provides ethical standards for SBOE members, the Education Commissioner, TEA staff, and persons who provide services to the SBOE relating to the Fund. The PSF Corporation developed its own ethics policy that provides basic ethical principles, guidelines, and standards of conduct relating to the management and investment of the Fund in accordance with the requirements of §43.058 of the Texas Education Code, as amended. The SBOE code of ethics is codified in the Texas Administrative Code at 19 TAC sections 33.4 et seq. and is available on the TEA web site at <https://tea.texas.gov/sites/default/files/ch033a.pdf>. The PSF Corporation's ethics policy is posted to the PSF Corporation's website at [texaspsf.org](https://texaspsf.org).

In addition, the SLB and GLO have established processes and controls over the administration of real estate transactions and are subject to provisions of the Texas Natural Resources Code and internal procedures in administering real estate transactions for Fund assets it manages.

As of August 31, 2024, certain lawsuits were pending against the State and/or the GLO, which challenge the Fund's title to certain real property and/or past or future mineral income from that property, and other litigation arising in the normal course of the investment activities of the PSF. Reference is made to the Annual Report, when filed, for a description of such lawsuits that are pending, which may represent contingent liabilities of the Fund.

### PSF Continuing Disclosure Undertaking

As of March 1, 2023, the TEA's undertaking pursuant to Rule 15c2-12 (the "TEA Undertaking") pertaining to the PSF and the Guarantee Program, is codified at 19 TAC 33.8, which relates to the Guarantee Program and is available at [available at](https://tea.texas.gov/sites/default/files/ch033a.pdf) <https://tea.texas.gov/sites/default/files/ch033a.pdf>.

Through the codification of the TEA Undertaking and its commitment to guarantee bonds, the TEA has made the following agreement for the benefit of the issuers, holders, and beneficial owners of guaranteed bonds. The TEA (or its successor with respect to the management of the Guarantee Program) is required to observe the agreement for so long as it remains an "obligated person," within the meaning of Rule 15c2-12, with respect to guaranteed bonds. Nothing in the TEA Undertaking obligates the TEA to make any filings or disclosures with respect to guaranteed bonds, as the obligations of the TEA under the TEA Undertaking pertain solely to the Guarantee Program. The issuer or an "obligated person" of the guaranteed bonds has assumed the applicable obligation under Rule 15c2-12 to make all disclosures and filings relating directly to guaranteed bonds, and the TEA takes no responsibility with respect to such undertakings. Under the TEA Undertaking, the TEA is obligated to provide annually certain updated financial information and operating data, and timely notice of specified material events, to the MSRB.

The MSRB has established the Electronic Municipal Market Access (“EMMA”) system, and the TEA is required to file its continuing disclosure information using the EMMA system. Investors may access continuing disclosure information filed with the MSRB at [www.emma.msrb.org](http://www.emma.msrb.org), and the continuing disclosure filings of the TEA with respect to the PSF can be found at <https://emma.msrb.org/IssueView/Details/ER355077> or by searching for “Texas Permanent School Fund Bond Guarantee Program” on EMMA.

## **Annual Reports**

The PSF Corporation, on behalf of the TEA, and the TEA will annually provide certain updated financial information and operating data to the MSRB. The information to be updated includes all quantitative financial information and operating data with respect to the Guarantee Program and the PSF of the general type included in this offering document under the heading “THE PERMANENT SCHOOL FUND GUARANTEE PROGRAM.” The information also includes the Annual Report. The PSF Corporation will update and provide this information within six months after the end of each fiscal year.

The TEA and the PSF Corporation may provide updated information in full text or may incorporate by reference certain other publicly-available documents, as permitted by Rule 15c2-12. The updated information includes audited financial statements of, or relating to, the State or the PSF, when and if such audits are commissioned and available. In the event audits are not available by the filing deadline, unaudited financial statements will be provided by such deadline, and audited financial statements will be provided when available. Financial statements of the State will be prepared in accordance with generally accepted accounting principles as applied to state governments, as such principles may be changed from time to time, or such other accounting principles as the State Auditor is required to employ from time to time pursuant to State law or regulation. The financial statements of the Fund are required to be prepared to conform to U.S. Generally Accepted Accounting Principles as established by the Governmental Accounting Standards Board.

The Fund is composed of two primary segments: the financial assets (PSF(CORP)) managed by PSF Corporation, and the non-financial assets (PSF(SLB)) managed by the SLB. Each of these segments is reported separately under different bases of accounting.

The PSF Corporation reports as a special-purpose government engaged in business-type activities and reports to the State of Texas as a discretely presented component unit accounted for on an economic resources measurement focus and the accrual basis of accounting. Measurement focus refers to the definition of the resource flows measured. Under the accrual basis of accounting, all revenues reported are recognized in the period they are earned or when the PSF Corporation has a right to receive them. Expenses are recognized in the period they are incurred, and the subsequent amortization of any deferred outflows. Additionally, costs related to capital assets are capitalized and subsequently depreciated over the useful life of the assets. Both current and long-term assets and liabilities are presented in the statement of net position.

The SLB manages the Fund’s non-financial assets (PSF(SLB)), is classified as a governmental permanent fund and accounted for using the current financial resources measurement focus and the modified accrual basis of accounting. Under the modified accrual basis of accounting, amounts are recognized as revenues in the period in which they are available to finance expenditures of the current period and are measurable. Amounts are considered measurable if they can be estimated or otherwise determined. Expenditures are recognized in the period in which the related liability is incurred, if measurable.

The State’s current fiscal year end is August 31. Accordingly, the TEA and the PSF Corporation must provide updated information by the last day of February in each year, unless the State changes its fiscal year. If the State changes its fiscal year, the TEA and PSF Corporation will notify the MSRB of the change.

## **Event Notices**

The TEA and the PSF Corporation will also provide timely notices of certain events to the MSRB. Such notices will be provided not more than ten business days after the occurrence of the event. The TEA or the PSF Corporation will provide notice of any of the following events with respect to the Guarantee Program: (1) principal and interest payment delinquencies; (2) non-payment related defaults, if such event is material within the meaning of the federal securities laws; (3) unscheduled draws on debt service reserves reflecting financial difficulties; (4) unscheduled draws on credit enhancements reflecting financial difficulties; (5) substitution of credit or liquidity providers, or their failure to perform; (6) adverse tax opinions, the issuance by the IRS of proposed or final determinations of taxability, Notices of Proposed Issue (IRS Form 5701-TEB), or other material notices or determinations with respect to the tax status of the Guarantee Program, or other material events affecting the tax status of the Guarantee Program; (7) modifications to rights of holders of bonds guaranteed by the Guarantee Program, if such event is material within the meaning of the federal securities laws; (8) bond calls, if such event is material within the meaning of the federal securities laws, and tender offers; (9) defeasances; (10) release, substitution, or sale of property securing repayment of bonds guaranteed by the Guarantee Program, if such event is material within the meaning of the federal securities laws; (11) rating changes of the Guarantee Program; (12) bankruptcy, insolvency, receivership, or similar event of the Guarantee Program (which is considered to occur when any of the following occur: the appointment of a receiver, fiscal agent, or similar officer for the Guarantee Program in a proceeding under the United States Bankruptcy Code or in any other proceeding under state or federal law in which a court or governmental authority has assumed jurisdiction over substantially all of the assets or business of the Guarantee Program, or if such jurisdiction has been assumed by leaving the existing governing body and officials or officers in possession but subject to the supervision and orders of a court or governmental authority, or the entry of an order confirming a plan of reorganization, arrangement, or liquidation by a court or governmental authority having supervision or jurisdiction over substantially all of the assets or business of the Guarantee Program); (13) the consummation of a merger, consolidation, or acquisition involving the Guarantee Program or the sale of all or substantially all of its assets, other than in the ordinary course of business, the entry into a definitive agreement to undertake such an action or the termination of a definitive agreement relating to any such actions, other than pursuant to its terms, if such event is material within the meaning of the federal securities laws; (14) the appointment of a successor or additional trustee with respect to the Guarantee Program or the change of name of a trustee, if such event is material within the meaning of the federal securities laws; (15) the incurrence of a financial obligation of the Guarantee Program, if material, or agreement to covenants, events of default, remedies, priority rights, or other similar terms of a financial obligation of the Guarantee Program, any of which affect security holders, if material; and (16) default, event of acceleration, termination event, modification of terms, or other similar events under the terms of a financial obligation of the Guarantee Program, any of which reflect financial difficulties. (Neither the Act nor any other law, regulation or instrument pertaining to the Guarantee Program make any provision with respect to the Guarantee Program for bond calls, debt service reserves, credit enhancement, liquidity enhancement, early redemption, or the appointment of a trustee with respect to the Guarantee Program.)

In addition, the TEA or the PSF Corporation will provide timely notice of any failure by the TEA or the PSF Corporation to provide information, data, or financial statements in accordance with its agreement described above under “Annual Reports.”

### **Availability of Information**

The TEA and the PSF Corporation have agreed to provide the foregoing information only to the MSRB and to transmit such information electronically to the MSRB in such format and accompanied by such identifying information as prescribed by the MSRB. The information is available from the MSRB to the public without charge at [www.emma.msrb.org](http://www.emma.msrb.org).

### **Limitations and Amendments**

The TEA and the PSF Corporation have agreed to update information and to provide notices of material events only as described above. The TEA and the PSF Corporation have not agreed to provide other information that may be relevant or material to a complete presentation of its financial results of operations, condition, or prospects or agreed to update any information that is provided, except as described above. The TEA and the PSF Corporation make no representation or warranty concerning such information or concerning its usefulness to a decision to invest in or sell bonds at any future date. The TEA and the PSF Corporation disclaim any contractual or tort liability for damages resulting in whole or in part from any breach of its continuing disclosure agreement or from any statement made pursuant to its agreement, although holders of Bonds may seek a writ of mandamus to compel the TEA and the PSF Corporation to comply with its agreement.

The continuing disclosure agreement is made only with respect to the PSF and the Guarantee Program. The issuer of guaranteed bonds or an obligated person with respect to guaranteed bonds may make a continuing disclosure undertaking in accordance with Rule 15c2-12 with respect to its obligations arising under Rule 15c2-12 pertaining to financial information and operating data concerning such entity and events notices relating to such guaranteed bonds. A description of such undertaking, if any, is included elsewhere in this offering document.

This continuing disclosure agreement may be amended by the TEA or the PSF Corporation from time to time to adapt to changed circumstances that arise from a change in legal requirements, a change in law, or a change in the identity, nature, status, or type of operations of the TEA or the PSF Corporation, but only if (1) the provisions, as so amended, would have permitted an underwriter to purchase or sell guaranteed bonds in the primary offering of such bonds in compliance with Rule 15c2-12, taking into account any amendments or interpretations of Rule 15c2-12 since such offering as well as such changed circumstances and (2) either (a) the holders of a majority in aggregate principal amount of the outstanding bonds guaranteed by the Guarantee Program consent to such amendment or (b) a person that is unaffiliated with the TEA or the PSF Corporation (such as nationally recognized bond counsel) determines that such amendment will not materially impair the interest of the holders and beneficial owners of the bonds guaranteed by the Guarantee Program. The TEA or the PSF Corporation may also amend or repeal the provisions of its continuing disclosure agreement if the SEC amends or repeals the applicable provision of Rule 15c2-12 or a court of final jurisdiction enters judgment that such provisions of Rule 15c2-12 are invalid, but only if and to the extent that the provisions of this sentence would not prevent an underwriter from lawfully purchasing or selling bonds guaranteed by the Guarantee Program in the primary offering of such bonds.

### **Compliance with Prior Undertakings**

Except as stated below, during the last five years, the TEA and the PSF Corporation have not failed to substantially comply with their previous continuing disclosure agreements in accordance with Rule 15c2-12. On April 28, 2022, TEA became aware that it had not timely filed its 2021 Annual Report with EMMA due to an administrative oversight. TEA took corrective action and filed the 2021 Annual Report with EMMA on April 28, 2022, followed by a notice of late filing made with EMMA on April 29, 2022. TEA notes that the 2021 Annual Report was timely filed on the TEA website by the required filing date and that website posting has been incorporated by reference into TEA's Bond Guarantee Program disclosures that are included in school district and charter district offering documents. On March 31, 2025, the TEA and the PSF Corporation became aware that the 2022 operating data was not timely filed with EMMA due to an administrative oversight. TEA and PSF Corporation took corrective action and filed a notice of late filing with EMMA on April 4, 2025. The annual operating data was previously posted to EMMA on March 31, 2023.

### **SEC Exemptive Relief**

On February 9, 1996, the TEA received a letter from the Chief Counsel of the SEC that pertains to the availability of the “small issuer exemption” set forth in paragraph (d)(2) of Rule 15c2-12. The letter provides that Texas school districts which offer municipal securities that are guaranteed under the Guarantee Program may undertake to comply with the provisions of paragraph (d)(2) of Rule 15c2-12 if their offerings otherwise qualify for such exemption, notwithstanding the guarantee of the school district securities under the Guarantee Program. Among other requirements established by Rule 15c2-12, a school district offering may qualify for the small issuer exemption if, upon issuance of the proposed series of securities, the school district will have no more than \$10 million of outstanding municipal securities.

(this page intentionally left blank)





Financial Advisory Services  
Provided By:

