

PRELIMINARY OFFICIAL STATEMENT
Dated: September 11, 2024

NEW ISSUE: BOOK-ENTRY-ONLY

In the opinion of Kline Alvarado Veio, P.C., Special Tax Counsel, interest on the Bonds is excludable from gross income for federal income tax purposes and is not a specific preference item for purposes of the federal alternative minimum tax; however, such interest is taken into account in determining the annual adjusted financial statement income of certain corporations for the purpose of computing the alternative minimum tax imposed on corporations for tax years beginning after December 31, 2022 subject to the matters described under "TAX MATTERS" herein.

The Bonds will be designated by the District as "Qualified Tax-Exempt Obligations" for financial institutions.

\$5,000,000*

BLACKWELL CONSOLIDATED INDEPENDENT SCHOOL DISTRICT
(A political subdivision of the State of Texas located in Nolan, Coke & Taylor Counties, Texas)
UNLIMITED TAX SCHOOL BUILDING BONDS, SERIES 2024

Dated Date: September 15, 2024

Due: February 15, as shown on the inside cover page

The Blackwell Consolidated Independent School District Unlimited Tax School Building Bonds, Series 2024 (the "Bonds") are being issued pursuant to the Constitution and general laws of the State of Texas, particularly Sections 45.001 and 45.003(b)(1), Texas Education Code, as amended, an election held in the Blackwell Consolidated Independent School District (the "District") on November 8, 2022 and the order to be adopted by the Board of Trustees of the District (the "Board") on September 18, 2024 (the "Bond Order"). The Bonds are payable as to principal and interest from the proceeds of an ad valorem tax levied annually, without legal limit as to rate or amount, against all taxable property located within the District. The District has received conditional approval from the Texas Education Agency for the Bonds to be guaranteed under the State of Texas Permanent School Fund Guarantee Program (hereinafter defined), which guarantee will automatically become effective when the Attorney General of Texas approves the Bonds. See "THE BONDS – Permanent School Fund Guarantee" and "THE PERMANENT SCHOOL FUND GUARANTEE PROGRAM" herein.

Interest on the Bonds will accrue from the Dated Date shown above and will be payable on February 15 and August 15 of each year, commencing February 15, 2025 until stated maturity or prior redemption. The Bonds will be issued in fully registered form in principal denominations of \$5,000 or any integral multiple thereof within a stated maturity. Principal and interest of the Bonds will be payable by the Paying Agent/Registrar, which initially is BOKF, NA, Dallas, Texas (the "Paying Agent/Registrar"), upon presentation and surrender of the Bonds for payment. Interest on the Bonds is payable by check dated as of the interest payment date and mailed by the Paying Agent/Registrar to the registered owners as shown on the records of the Paying Agent/Registrar on the close of business as of the last business day of the month next preceding each interest payment date.

The District intends to utilize the Book-Entry-Only System of The Depository Trust Company, New York, New York ("DTC"). Such Book-Entry-Only System will affect the method and timing of payment and the method of transfer of the Bonds. See "BOOK-ENTRY-ONLY SYSTEM" herein.

Proceeds from the sale of the Bonds will be used for the purpose of (i) constructing, improving, acquiring and equipping school buildings, athletic facilities, and housing for teachers in the District, including necessary sites, purchasing new school buses, and acquiring or updating technology equipment in the District; and (ii) to pay the costs of issuing the Bonds. See "THE BONDS - Authorization and Purpose" herein.

The Bonds maturing on and after February 15, 2027 are subject to redemption at the option of the District in whole or in part in principal amounts of \$5,000 or any multiple thereof, on August 15, 2026 or any date thereafter, at a price equal to the principal amount thereof, plus accrued interest to the date of redemption. See "THE BONDS - Optional Redemption" herein. If two or more serial bonds of consecutive maturities are combined into one or more "Term Bonds" by the Underwriters, such Term Bonds will be subject to mandatory sinking fund redemption in accordance with the provisions of the Bond Order. See "THE BONDS – Mandatory Sinking Fund Redemption" herein.

MATURITY SCHEDULE
(On Inside Cover Page)

The Bonds are offered for delivery when, as and if issued, and received by the Underwriters identified below (the "Underwriters") subject to the approval of legality by the Attorney General of the State of Texas and the approval of certain legal matters by Haynes and Boone, LLP, Houston, Texas, and Powell Law Group, L.L.P., Austin, Texas, Co-Bond Counsel, and Kline Alvarado Veio, P.C., Denver, Colorado, Special Tax Counsel. Certain legal matters will be passed upon for the Underwriters by their counsel, Cantu Harden Montoya LLP, San Antonio, Texas. The Bonds are expected to be available for initial delivery through the facilities of DTC on or about October 16, 2024.

RAYMOND JAMES

**Preliminary, subject to change.*

This Preliminary Official Statement and the information contained herein are subject to completion or amendment without notice. These securities may not be sold nor may offers to buy be accepted prior to the time the Official Statement is delivered in final form. Under no circumstances shall this Preliminary Official Statement constitute an offer to sell or the solicitation of an offer to buy nor shall there be any sale of these securities in any jurisdiction in which such offer, solicitation or sale would be unlawful prior to registration or qualification under the securities laws of any such jurisdiction.

\$5,000,000*
BLACKWELL CONSOLIDATED INDEPENDENT SCHOOL DISTRICT
(A political subdivision of the State of Texas located in Nolan, Coke & Taylor Counties, Texas)
UNLIMITED TAX SCHOOL BUILDING BONDS, SERIES 2024

MATURITY SCHEDULE*
 BASE CUSIP NO: 092629 ⁽¹⁾

Maturity Date <u>2/15</u>	Principal Amount*	Interest Rate	Initial Yield	CUSIP Suffix No.⁽¹⁾
2025	\$620,000			
2026	335,000			
2027	430,000			
2028	585,000			
2029	560,000			
2030	510,000			
2031	165,000			
2032	120,000			
2033	85,000			
2034	420,000			
2035	405,000			
2036	390,000			
2037	375,000			

(Interest to accrue from the Dated Date)

**Preliminary, subject to change.*

⁽¹⁾ CUSIP® is a registered trademark of the American Bankers Association. CUSIP Global Services ("CGS") is managed on behalf of the American Bankers Association by FactSet Research Systems Inc. Copyright(c) 2024 CGS. All rights reserved. CUSIP® data herein is provided by CGS. This data is not intended to create a database and does not serve in any way as a substitute for the CGS database. CUSIP® numbers are provided for convenience of reference only. None of the District, the Financial Advisor, the Underwriters or their agents or counsel assume responsibility for the accuracy of such numbers.

BLACKWELL CONSOLIDATED INDEPENDENT SCHOOL DISTRICT

BOARD OF TRUSTEES

<u>Name</u>	<u>Date Initially Elected</u>	<u>Current Term Expires</u>	<u>Occupation</u>
James Sanderson, President	2001	2025	Senior Partner – Armstrong Backus
Jason Jones, Vice President	1999	2026	Credit Office President – Lone Star Ag Credit
Shirley Lemley, Secretary	2018	2027	City Clerk
Carole Allen, Member	2020	2026	Retired Educator
Sheldon Claborn, Member	2022	2025	Rancher
Josh Scott, Member	2022	2025	Construction
Ray Walls, Member	2012	2026	Retired

APPOINTED OFFICIALS

<u>Name</u>	<u>Position</u>	<u>Length of Education Service</u>	<u>Length of Service with District</u>
Bryan Shipman	Superintendent of Schools	25 Years	14 Years
Jill Jones	Business Manager	15 Years	15 Years

CONSULTANTS AND ADVISORS

Haynes and Boone, LLP, Houston, Texas	Co-Bond Counsel
Powell Law Group, Austin, Texas	Co-Bond Counsel
Kline Alvarado Veio, P.C., Denver, Colorado	Special Tax Counsel
SAMCO Capital Markets, Inc., Plano, Texas	Financial Advisor
James E. Rodgers and Company, P.C., Hamlin, Texas	Certified Public Accountants

For additional information, contact:

Bryan Shipman
Superintendent
Blackwell Consolidated Independent School District
610 North Alamo
Blackwell, Texas 79506
(325) 282-2311

Doug Whitt / Brian Grubbs
SAMCO Capital Markets, Inc.
5800 Granite Parkway, Suite 210
Plano, Texas 75024
(214) 765-1469
(214) 279-8683 (Fax)

USE OF INFORMATION IN OFFICIAL STATEMENT

For purposes of compliance with Rule 15c2-12 of the United States Securities and Exchange Commission ("Rule 15c2-12"), as amended, and in effect on the date of this Preliminary Official Statement, this document constitutes an "official statement" of the District with respect to the Bonds that has been "deemed final" by the District as of its date except for the omission of no more than the information permitted by Rule 15c2-12.

This Official Statement, which includes the cover page and the Appendices hereto, does not constitute an offer to sell or the solicitation of an offer to buy in any jurisdiction to any person to whom it is unlawful to make such offer, solicitation or sale.

No dealer, broker, salesperson or other person has been authorized to give information or to make any representation other than those contained in this Official Statement, and, if given or made, such other information or representations must not be relied upon.

The Underwriters have provided the following sentence for inclusion in this Official Statement. The Underwriters have reviewed the information in the Official Statement pursuant to their respective responsibilities to investors under the federal securities laws, but the Underwriters do not guarantee the accuracy or completeness of such information.

The information set forth herein has been obtained from the District and other sources believed to be reliable, but such information is not guaranteed as to accuracy or completeness and is not to be construed as the promise or guarantee of the Financial Advisor or the Underwriters. This Official Statement contains, in part, estimates and matters of opinion which are not intended as statements of fact, and no representation is made as to the correctness of such estimates and opinions, or that they will be realized.

The information and expressions of opinion contained herein are subject to change without notice, and neither the delivery of this Official Statement nor any sale made hereunder shall, under any circumstances, create any implication that there has been no change in the affairs of the District or other matters described herein. See "APPENDIX E - THE PERMANENT SCHOOL FUND GUARANTEE PROGRAM – PSF Continuing Disclosure Undertaking" and "CONTINUING DISCLOSURE OF INFORMATION" for a description of the Texas Education Agency's ("TEA") and the District's undertakings to provide certain information on a continuing basis.

THE BONDS ARE EXEMPT FROM REGISTRATION WITH THE UNITED STATES SECURITIES AND EXCHANGE COMMISSION AND CONSEQUENTLY HAVE NOT BEEN REGISTERED THEREWITH. THE REGISTRATION, QUALIFICATION, OR EXEMPTION OF THE BONDS IN ACCORDANCE WITH APPLICABLE SECURITIES LAW PROVISIONS OF THE JURISDICTIONS IN WHICH THE BONDS HAVE BEEN REGISTERED, QUALIFIED, OR EXEMPTED SHOULD NOT BE REGARDED AS A RECOMMENDATION THEREOF.

IN CONNECTION WITH THIS OFFERING, THE UNDERWRITERS MAY OVER-ALLOT OR EFFECT TRANSACTIONS WHICH STABILIZE THE MARKET PRICE OF THE BONDS AT A LEVEL ABOVE THAT WHICH MIGHT OTHERWISE PREVAIL IN THE OPEN MARKET. SUCH STABILIZING, IF COMMENCED, MAY BE DISCONTINUED AT ANY TIME.

NONE OF THE DISTRICT, ITS FINANCIAL ADVISOR, OR THE UNDERWRITERS MAKE ANY REPRESENTATION OR WARRANTY WITH RESPECT TO THE INFORMATION CONTAINED IN THIS OFFICIAL STATEMENT REGARDING THE DEPOSITORY TRUST COMPANY OR ITS BOOK-ENTRY-ONLY SYSTEM DESCRIBED UNDER "BOOK-ENTRY-ONLY SYSTEM" OR THE AFFAIRS OF THE TEA DESCRIBED UNDER "APPENDIX E - THE PERMANENT SCHOOL FUND GUARANTEE PROGRAM", AS SUCH INFORMATION WAS PROVIDED BY THE DEPOSITORY TRUST COMPANY AND THE TEA, RESPECTIVELY.

THIS OFFICIAL STATEMENT CONTAINS "FORWARD-LOOKING" STATEMENTS WITHIN THE MEANING OF SECTION 21E OF THE SECURITIES EXCHANGE ACT OF 1934, AS AMENDED. SUCH STATEMENTS MAY INVOLVE KNOWN AND UNKNOWN RISKS, UNCERTAINTIES AND OTHER FACTORS WHICH MAY CAUSE THE ACTUAL RESULTS, PERFORMANCE AND ACHIEVEMENTS TO BE DIFFERENT FROM THE FUTURE RESULTS, PERFORMANCE AND ACHIEVEMENTS EXPRESSED OR IMPLIED BY SUCH FORWARD-LOOKING STATEMENTS. INVESTORS ARE CAUTIONED THAT THE ACTUAL RESULTS COULD DIFFER MATERIALLY FROM THOSE SET FORTH IN THE FORWARD-LOOKING STATEMENTS.

The agreements of the District and others related to the Bonds are contained solely in the contracts described herein. Neither this Official Statement nor any other statement made in connection with the offer or sale of the Bonds is to be construed as constituting an agreement with the purchaser of the Bonds. INVESTORS SHOULD READ THE ENTIRE OFFICIAL STATEMENT, INCLUDING ALL APPENDICES ATTACHED HERETO, TO OBTAIN INFORMATION ESSENTIAL TO MAKING AN INFORMED INVESTMENT DECISION.

TABLE OF CONTENTS

<p>SELECTED DATA FROM THE OFFICIAL STATEMENT 1</p> <p>INTRODUCTORY STATEMENT2</p> <p>THE BONDS2</p> <p style="padding-left: 20px;">Authorization and Purpose2</p> <p style="padding-left: 20px;">General Description2</p> <p style="padding-left: 20px;">Optional Redemption2</p> <p style="padding-left: 20px;">Mandatory Sinking Fund Redemption2</p> <p style="padding-left: 20px;">Notice of Redemption and DTC Notices2</p> <p style="padding-left: 20px;">Security3</p> <p style="padding-left: 20px;">Permanent School Fund Guarantee3</p> <p style="padding-left: 20px;">Legality3</p> <p style="padding-left: 20px;">Payment Record3</p> <p style="padding-left: 20px;">Amendments3</p> <p style="padding-left: 20px;">Defeasance3</p> <p style="padding-left: 20px;">Sources and Uses of Funds4</p> <p>REGISTERED OWNERS' REMEDIES 4</p> <p>BOOK-ENTRY-ONLY SYSTEM4</p> <p>REGISTRATION, TRANSFER AND EXCHANGE6</p> <p>THE PERMANENT SCHOOL FUND GUARANTEE PROGRAM6</p> <p>STATE AND LOCAL FUNDING OF SCHOOL DISTRICTS IN TEXAS6</p> <p>CURRENT PUBLIC SCHOOL FINANCE SYSTEM7</p>	<p>THE SCHOOL FINANCE SYSTEM AS APPLIED TO THE BLACKWELL CONSOLIDATED INDEPENDENT SCHOOL DISTRICT 10</p> <p>AD VALOREM TAX PROCEDURES 10</p> <p>TAX RATE LIMITATIONS 13</p> <p>THE PROPERTY TAX CODE AS APPLIED TO THE DISTRICT 14</p> <p>EMPLOYEES' RETIREMENT PLAN AND OTHER POST-EMPLOYMENT BENEFITS 15</p> <p>RATING 15</p> <p>LEGAL MATTERS 15</p> <p>TAX MATTERS 15</p> <p>LEGAL INVESTMENTS AND ELIGIBILITY TO SECURE PUBLIC FUNDS IN TEXAS 16</p> <p>INVESTMENT POLICES 16</p> <p>REGISTRATION AND QUALIFICATION OF BONDS FOR SALE 18</p> <p>CYBERSECURITY RISK MANAGEMENT 18</p> <p>FINANCIAL ADVISOR 18</p> <p>CONTINUING DISCLOSURE OF INFORMATION 18</p> <p>LITIGATION 19</p> <p>FORWARD LOOKING STATEMENTS 20</p> <p>UNDERWRITING 20</p> <p>CONCLUDING STATEMENT 20</p>
---	--

Financial Information of the District	Appendix A
General Information Regarding the District and Its Economy	Appendix B
Forms of Legal Opinions of Co-Bond Counsel and Special Tax Counsel	Appendix C
Audited Financial Report Fiscal Year Ended August 31, 2023	Appendix D
The Permanent School Fund Guarantee Program	Appendix E

SELECTED DATA FROM THE OFFICIAL STATEMENT

The selected data is subject in all respects to the more complete information and definitions contained or incorporated in this Official Statement. The offering of the Bonds to potential investors is made only by means of this entire Official Statement. No person is authorized to detach this page from this Official Statement or to otherwise use it without the entire Official Statement.

The District	The Blackwell Consolidated Independent School District (the "District") is a political subdivision of the State of Texas located in Nolan, Coke & Taylor Counties, Texas. The District is governed by a seven-member Board of Trustees (the "Board"). Policy-making and supervisory functions are the responsibility of, and are vested in, the Board. The Board delegates administrative responsibilities to the Superintendent of Schools who is the chief administrative officer of the District. Support services are supplied by consultants and advisors.
The Bonds	The Bonds are being issued in the principal amount of \$5,000,000 (preliminary, subject to change) pursuant to the Constitution and general laws of the State of Texas, particularly Sections 45.001 and 45.003(b)(1), Texas Education Code, as amended, an election held in the District on November 8, 2022 and the order to be adopted by the Board on September 18, 2024 (the "Bond Order"). Proceeds from the sale of the Bonds will be used for the purpose of (i) constructing, improving, acquiring and equipping school buildings, athletic facilities, and housing for teachers in the District, including necessary sites, purchasing new school buses, and acquiring or updating technology equipment in the District; and (ii) to pay the costs of issuing the Bonds. See "THE BONDS - Authorization and Purpose" herein.
Paying Agent/Registrar	The initial Paying Agent/Registrar is BOKF, NA, Dallas, Texas. The District intends to use the Book-Entry-Only System of DTC. See "BOOK-ENTRY-ONLY SYSTEM" herein.
Security	The Bonds will constitute direct and voted obligations of the District, payable as to principal and interest from ad valorem taxes levied annually against all taxable property located within the District, without legal limitation as to rate or amount. Payments of principal and interest on the Bonds will be further secured by the corpus of the Permanent School Fund of Texas. See "THE BONDS – Security", "STATE AND LOCAL FUNDING OF SCHOOL DISTRICTS IN TEXAS", "CURRENT PUBLIC SCHOOL FINANCE SYSTEM" and "APPENDIX E - THE PERMANENT SCHOOL FUND GUARANTEE PROGRAM" herein and hereto.
Redemption	The Bonds maturing on and after February 15, 2027 are subject to redemption at the option of the District in whole or in part in principal amounts of \$5,000 or any multiple thereof, on August 15, 2026 or any date thereafter, at a price equal to the principal amount thereof, plus accrued interest to the date of redemption. See "THE BONDS – Optional Redemption" herein. If two or more serial bonds of consecutive maturities are combined into one or more "Term Bonds" by the Underwriters, such Term Bonds will be subject to mandatory sinking fund redemption in accordance with the provisions of the Bond Order. See "THE BONDS – Mandatory Sinking Fund Redemption" herein.
Permanent School Fund Guarantee	The District has received conditional approval from the Texas Education Agency for the payment of the Bonds to be guaranteed under the Permanent School Fund Guarantee Program, which guarantee will automatically become effective when the Attorney General of Texas approves the Bonds. See "THE BONDS – Permanent School Fund Guarantee" and "APPENDIX E – THE PERMANENT SCHOOL FUND GUARANTEE PROGRAM" herein.
Rating	The Bonds are expected to be rated "AAA" by S&P Global Ratings ("S&P") based upon the guaranteed repayment thereof under the Permanent School Fund Guarantee Program of the Texas Education Agency. The District's underlying, unenhanced rating is "A+" by S&P. See "APPENDIX E - THE PERMANENT SCHOOL FUND GUARANTEE PROGRAM" and "RATING" hereto.
Tax Matters	In the opinion of Special Tax Counsel for the District, interest on the Bonds is excludable from gross income for federal income tax purposes under statutes, regulations, published rulings and court decisions on the date hereof, subject to the matters described under "TAX MATTERS" herein, including the alternative minimum tax on certain corporations. See "TAX MATTERS" and "APPENDIX C – FORMS OF LEGAL OPINIONS OF CO-BOND COUNSEL AND SPECIAL TAX COUNSEL" hereto.
Qualified Tax-Exempt Obligations	The District will designate the Bonds as "qualified tax-exempt obligations" for financial institutions. (See "TAX MATTERS – Qualified Tax-Exempt Obligations" herein.)
Payment Record	The District has never defaulted on the payment of its bonded indebtedness.
Legal Opinion	Delivery of the Bonds is subject to the approval by the Attorney General of the State of Texas and the rendering of opinions as to legality by Haynes and Boone, LLP, Houston, Texas, and Powell Law Group, L.L.P., Austin, Texas, Co-Bond Counsel.
Delivery	When issued, anticipated to occur on or about October 16, 2024.

INTRODUCTORY STATEMENT

This Official Statement, including Appendices A, B and D, has been prepared by the Blackwell Consolidated Independent School District (the "District"), a political subdivision of the State of Texas located in Nolan, Coke & Taylor Counties, Texas, in connection with the offering by the District of its Unlimited Tax School Building Bonds, Series 2024 (the "Bonds").

All financial and other information presented in this Official Statement has been provided by the District from its records, except for information expressly attributed to other sources. The presentation of information, including tables of receipts from taxes and other sources, is intended to show recent historic information, and is not intended to indicate future or continuing trends in the financial position or other affairs of the District. No representation is made that past experience, as is shown by such financial and other information, will necessarily continue or be repeated in the future.

There follows in this Official Statement descriptions of the Bonds and the order to be adopted by the Board of Trustees of the District (the "Board") on September 18, 2024 authorizing the issuance of the Bonds (the "Bond Order") and certain other information about the District and its finances. All descriptions of documents contained herein are only summaries and are qualified in their entirety by reference to each such document. Copies of such documents may be obtained upon request by writing the Blackwell Consolidated Independent School District, 610 North Alamo, Blackwell, Texas 79506 and, during the offering period, from the Financial Advisor, SAMCO Capital Markets, Inc., 5800 Granite Parkway, Suite 210, Plano, Texas 75024, by electronic mail or upon payment of reasonable copying, mailing, and handling charges.

This Official Statement speaks only as of its date, and the information contained herein is subject to change. A copy of the Final Official Statement pertaining to the Bonds will be deposited with the Municipal Securities Rulemaking Board through its Electronic Municipal Market Access (EMMA) system. See "CONTINUING DISCLOSURE OF INFORMATION" herein for a description of the District's undertaking to provide certain information on a continuing basis.

THE BONDS

Authorization and Purpose

The Bonds are being issued in the principal amount of \$5,000,000 (preliminary, subject to change) pursuant to the Constitution and general laws of the State, including particularly Sections 45.001 and 45.003(b)(1), as amended, Texas Education Code, an election held in the District on November 8, 2022 (the "Election") and the Bond Order to be adopted on September 18, 2024. Proceeds from the sale of the Bonds will be used for the purpose of (i) constructing, improving, acquiring and equipping school buildings, athletic facilities, and housing for teachers in the District, including necessary sites, purchasing new school buses, and acquiring or updating technology equipment in the District; and (ii) to pay the costs of issuing the Bonds.

General Description

The Bonds will be dated September 15, 2024 (the "Dated Date") and will bear interest from the Dated Date. The Bonds will mature on the dates and in the principal amounts set forth on the inside cover page of this Official Statement. Interest on the Bonds is payable initially on February 15, 2025, and on each August 15 and February 15 thereafter until stated maturity or prior redemption.

The Bonds will be issued only as fully registered bonds. The Bonds will be issued in the denominations of \$5,000 of principal amount or any integral multiple thereof within a stated maturity. Interest on the Bonds is payable by check mailed on or before each interest payment date by the Paying Agent/Registrar, initially, BOKF, NA, Dallas, Texas, to the registered owner at the last known address as it appears on the Paying Agent/Registrar's books on the Record Date (as defined herein) or by such other customary banking arrangement acceptable to the Paying Agent/Registrar and the registered owner to whom interest is to be paid, provided, however, that such person shall bear all risk and expense of such other arrangements. Principal of the Bonds will be payable only upon presentation of such Bonds at the corporate trust office of the Paying Agent/Registrar at stated maturity or prior redemption. So long as the Bonds are registered in the name of CEDE & CO. or other nominee for The Depository Trust Company, New York, New York ("DTC"), payments of principal and interest of the Bonds will be made as described in "BOOK-ENTRY-ONLY SYSTEM" herein.

If the date for any payment due on any Bond shall be a Saturday, Sunday, legal holiday, or day on which banking institutions in the city in which the designated office of the Paying Agent/Registrar is located are authorized by law or executive order to close, then the date for such payment shall be the next succeeding day which is not such a day. The payment on such date shall have the same force and effect as if made on the original date payment was due.

Optional Redemption

The Bonds maturing on and after February 15, 2027 are subject to redemption at the option of the District in whole or in part in principal amounts of \$5,000 or any multiple thereof, on August 15, 2026 or any date thereafter, at a price equal to the principal amount thereof, plus accrued interest to the date of redemption. If less than all of the Bonds are to be redeemed, the District shall determine the amounts and maturities thereof to be redeemed and shall direct the Paying Agent/Registrar to select by lot the Bonds, or portions thereof, to be redeemed.

Mandatory Sinking Fund Redemption

If two or more serial bonds of consecutive maturities are combined into one or more "Term Bonds" by the Underwriters, such Term Bonds will be subject to mandatory sinking fund redemption in accordance with the provisions of the Bond Order and as further set forth in the final Official Statement.

Notice of Redemption and DTC Notices

Not less than 30 days prior to a redemption date for the Bonds, the District shall cause a notice of redemption to be sent by United States mail, first class, postage prepaid, to each registered owner of a Bond to be redeemed, in whole or in part, at the address of the registered owner appearing on the registration books of the Paying Agent/Registrar at the close of business on the business day next preceding the date of mailing such notice. ANY NOTICE OF REDEMPTION SO MAILED SHALL BE CONCLUSIVELY PRESUMED TO HAVE BEEN DULY GIVEN IRRESPECTIVE OF WHETHER RECEIVED BY THE BONDHOLDER, AND, SUBJECT TO PROVISION FOR PAYMENT OF THE REDEMPTION PRICE HAVING BEEN MADE AND THE SATISFACTION OF ANY OTHER CONDITION SPECIFIED IN THE NOTICE, INTEREST ON THE REDEEMED BONDS SHALL CEASE TO ACCRUE FROM AND AFTER SUCH REDEMPTION DATE NOTWITHSTANDING THAT A BOND HAS NOT BEEN PRESENTED FOR PAYMENT.

The Paying Agent/Registrar and the District, so long as a Book-Entry-Only System is used for the Bonds, will send any notice of redemption, notice of proposed amendment to the Bond Order or other notices with respect to the Bonds only to DTC. Any failure by DTC to advise any DTC participant, or of any DTC participant or indirect participant to notify the beneficial owner, shall not affect the validity of the redemption of the Bonds called for redemption or any other action premised on any such notice. Redemption of portions of the Bonds by the District will reduce the outstanding principal amount of such Bonds held by DTC. In such event, DTC may implement, through its Book-Entry-Only System, a redemption of such Bonds held for the account of DTC

participants in accordance with its rules or other agreements with DTC participants and then DTC participants and indirect participants may implement a redemption of such Bonds from the beneficial owners. Any such selection of Bonds to be redeemed will not be governed by the Bond Order and will not be conducted by the District or the Paying Agent/Registrar. Neither the District nor the Paying Agent/Registrar will have any responsibility to DTC participants, indirect participants or the persons for whom DTC participants act as nominees, with respect to the payments on the Bonds or the providing of notice to DTC participants, indirect participants, or beneficial owners of the selection of portions of the Bonds for redemption. See "BOOK-ENTRY-ONLY SYSTEM" herein.

Security

The Bonds are direct and voted obligations of the District and are payable as to both principal and interest from ad valorem taxes levied annually on all taxable property within the District, without legal limitation as to rate or amount. The District has received conditional approval from the Texas Education Agency for the payment of the Bonds to be guaranteed under the State of Texas Permanent School Fund Guarantee Program (hereinafter defined), which guarantee will automatically become effective when the Attorney General of Texas approves the Bonds. See "STATE AND LOCAL FUNDING OF SCHOOL DISTRICTS IN TEXAS", "CURRENT PUBLIC SCHOOL FINANCE SYSTEM", and "APPENDIX E - THE PERMANENT SCHOOL FUND GUARANTEE PROGRAM" herein and hereto.

Permanent School Fund Guarantee

In connection with the sale of the Bonds, the District has received conditional approval from the Commissioner of Education of the State for the guarantee of the Bonds under the Permanent School Fund Guarantee Program (Chapter 45, Subchapter C, of the Texas Education Code, as amended). Subject to meeting certain conditions discussed under the heading "APPENDIX E - THE PERMANENT SCHOOL FUND GUARANTEE PROGRAM" herein, the Bonds will be absolutely and unconditionally guaranteed by the corpus of the Permanent School Fund of the State of Texas. In the event of a payment default by the District, registered owners will receive all payments due from the corpus of the Permanent School Fund.

In the event the District defeases any of the Bonds, the payment of such defeased Bonds will cease to be guaranteed by the Permanent School Fund Guarantee. See "APPENDIX E - THE PERMANENT SCHOOL FUND GUARANTEE PROGRAM" and "REGISTERED OWNERS' REMEDIES" hereto and herein.

Legality

The Bonds are offered when, as and if issued, subject to the approval of legality by the Attorney General of the State and the opinion of Haynes and Boone LLP, Houston, Texas, and Powell Law Group, L.L.P., Austin, Texas, Co-Bond Counsel. See "LEGAL MATTERS" and "APPENDIX C - FORMS OF LEGAL OPINIONS OF CO-BOND COUNSEL AND SPECIAL TAX COUNSEL" hereto.

Payment Record

The District has never defaulted on the payment of its bonded indebtedness.

Amendments

In the Bond Order, the District has reserved the right to amend the Bond Order without the consent of any holder for the purpose of amending or supplementing the Bond Order to (i) cure any ambiguity, defect or omission therein that does not materially adversely affect the interests of the holders, (ii) grant additional rights or security for the benefit of the holders, (iii) add events of default as shall not be inconsistent with the provisions of the Bond Order that do not materially adversely affect the interests of the holders, (iv) qualify the Bond Order under the Trust Indenture Act of 1939, as amended, or corresponding provisions of federal laws from time to time in effect or (v) make such other provisions in regard to matters or questions arising under the Bond Order that are not inconsistent with the provisions thereof and which, in the opinions of Co-Bond Counsel for the District, do not materially adversely affect the interests of the holders.

The Bond Order further provides that the holders of the Bonds aggregating in principal amount 51% of the outstanding Bonds shall have the right from time to time to approve any amendment not described above to the Bond Order if it is deemed necessary or desirable by the District; provided, however, that without the consent of 100% of the holders of the then outstanding Bonds so affected, no amendment may be made for the purpose of: (i) making any change in the maturity of any of the outstanding Bonds; (ii) reducing the rate of interest borne by any of the outstanding Bonds; (iii) reducing the amount of the principal of, or redemption premium, if any, payable on any outstanding Bonds; (iv) modifying the terms of payment of principal or interest or redemption premium, if any, on outstanding Bonds or imposing any condition with respect to such payment; or (v) changing the minimum percentage of the principal amount of the Bonds necessary for consent to such amendment. Reference is made to the Bond Order for further provisions relating to the amendment thereof.

Defeasance

The Bond Order provides for the defeasance of the Bonds when payment of the principal amount of the Bonds plus interest accrued on the Bonds to their due date (whether such due date be by reason of stated maturity, redemption, or otherwise) is provided by irrevocably depositing with a paying agent, or other authorized escrow agent, in trust (1) moneys in an amount sufficient to make such payment and/or (2) Defeasance Securities, that will mature as to principal and interest in such amounts and at such times to insure the availability, without reinvestment, of sufficient moneys to make such payment, and all necessary and proper fees, compensation and expenses of the paying agent for the Bonds, and thereafter the District will have no further responsibility with respect to amounts available to such paying agent (or other financial institution permitted by applicable law) for the payment of such defeased bonds, including any insufficiency therein caused by the failure of such paying agent (or other financial institution permitted by applicable law) to receive payment when due on the Defeasance Securities. The District has additionally reserved the right, subject to satisfying the requirements of (1) and (2) above, to substitute other Defeasance Securities originally deposited, to reinvest the uninvested moneys on deposit for such defeasance and to withdraw for the benefit of the District moneys in excess of the amount required for such defeasance. The Bond Order provides that "Defeasance Securities" means any securities and obligations now or hereafter authorized by State law that are eligible to discharge obligations such as the Bonds. An authorized District Official may restrict such eligible Defeasance Securities as deemed appropriate in connection with the sale of the Bonds. In the event an authorized District Official restricts such eligible Defeasance Securities, the final Official Statement will reflect the new authorized Defeasance Securities. Current State law permits defeasance with the following types of securities: (a) direct, noncallable obligations of the United States of America, including obligations that are unconditionally guaranteed by the United States of America, (b) noncallable obligations of an agency or instrumentality of the United States of America, including obligations that are unconditionally guaranteed or insured by the agency or instrumentality and that, on the date the governing body of the District authorizes the defeasance, are rated as to investment quality by a nationally recognized investment rating firm not less than AAA or its equivalent, (c) noncallable obligations of a state or an agency or a county, municipality, or other political subdivision of a state that on the date the governing body of the District adopts or approves the proceedings authorizing the financial arrangements have been refunded and are rated as to investment quality by a nationally recognized investment rating firm not less than AAA or its equivalent and (d) any additional securities and obligations hereafter authorized by Texas law as eligible for use to accomplish the discharge of obligations such as the Bonds. There is no assurance that the current law will not be changed

in a manner which would permit investments other than those described above to be made with amounts deposited to defease the Bonds. Because the Bond Order does not contractually limit such investments, registered owners will be deemed to have consented to defeasance with such other investments, notwithstanding the fact that such investments may not be of the same investment quality as those currently permitted under State law. There is no assurance that the ratings for U.S. Treasury securities used for defeasance purposes or that for any other Defeasance Security will be maintained at any particular rating category.

Upon such deposit as described above, such Bonds shall no longer be regarded to be outstanding or unpaid. After firm banking and financial arrangements for the discharge and final payment of the Bonds have been made as described above, all rights of the District to initiate proceedings to call the Bonds for redemption or take any other action amending the terms of the Bonds are extinguished; provided, however, the District has the option, to be exercised at the time of the defeasance of the Bonds, to call for redemption at an earlier date those Bonds which have been defeased to their maturity date, if the District (i) in the proceedings providing for the firm banking and financial arrangements, expressly reserves the right to call the Bonds for redemption, (ii) gives notice of the reservation of that right to the owners of the Bonds immediately following the making of the firm banking and financial arrangements, and (iii) directs that notice of the reservation be included in any redemption notices that it authorizes.

Defeasance will automatically cancel the Permanent School Fund Guarantee with respect to those defeased Bonds.

Sources and Uses of Funds

The proceeds from the sale of the Bonds will be applied approximately as follows:

Sources	
Par Amount of Bonds	\$
[Net] Reoffering Premium	
Accrued Interest on Bonds	
Total Sources of Funds	\$ _____
Uses	
Deposit to Construction Fund	\$
Costs of Issuance	
Underwriters' Discount	
Deposit into Interest and Sinking Fund	
Total Uses of Funds	\$ _____

REGISTERED OWNERS' REMEDIES

The Bond Order establishes specific events of default with respect to the Bonds and provides that if the District defaults in the payment of principal or interest on the Bonds when due, or defaults in the observation or performance of any other covenants, conditions, or obligations set forth in the Bond Order, and the continuation thereof for a period of 60 days after notice of default is given by the District by any registered owner, the registered owners may seek a writ of mandamus to compel District officials to carry out their legally imposed duties with respect to the Bonds, if there is no other available remedy at law to compel performance of the Bonds or the Bond Order covenants and the District's obligations are not uncertain or disputed. The issuance of a writ of mandamus is controlled by equitable principles and rests with the discretion of the court, but may not be arbitrarily refused. There is no acceleration of maturity of the Bonds in the event of default and, consequently, the remedy of mandamus may have to be relied upon from year to year. The Bond Order does not provide for the appointment of a trustee to represent the interest of the bondholders upon any failure of the District to perform in accordance with the terms of the Bond Order, or upon any other condition and accordingly all legal actions to enforce such remedies would have to be undertaken at the initiative of, and be financed by, the registered owners. The Texas Supreme Court ruled in *Tooke v. City of Mexia*, 197 S.W.3d 325 (Tex. 2006), that a waiver of sovereign immunity in a contractual dispute must be provided for by statute in "clear and unambiguous" language. Because it is unclear whether the Texas Legislature has effectively waived the District's sovereign immunity from a suit for money damages, bondholders may not be able to bring such a suit against the District for breach of the Bonds or Order covenants. Even if a judgment against the District could be obtained, it could not be enforced by direct levy and execution against the District's property. As a result, bondholders may not be able to bring such a suit against the District for breach of the Bonds or Bond Order covenants. Even if a judgment against the District could be obtained, it could not be enforced by direct levy and execution against the District's property. Further, the registered owners cannot themselves foreclose on property within the District or sell property within the District to enforce the tax lien on taxable property to pay the principal of and interest on the Bonds. Furthermore, the District is eligible to seek relief from its creditors under Chapter 9 of the U.S. Bankruptcy Code ("Chapter 9"). Although Chapter 9 provides for the recognition of a security interest represented by a specifically pledged source of revenues, the pledge of ad valorem taxes in support of a general obligation of a bankrupt entity is not specifically recognized as a security interest under Chapter 9. Chapter 9 also includes an automatic stay provision that would prohibit, without Bankruptcy Court approval, the prosecution of any other legal action by creditors or bondholders of an entity which has sought protection under Chapter 9. Therefore, should the District avail itself of Chapter 9 protection from creditors, the ability to enforce would be subject to the approval of the Bankruptcy Court (which could require that the action be heard in Bankruptcy Court instead of other federal or state court); and the Bankruptcy Code provides for broad discretionary powers of a Bankruptcy Court in administering any proceeding brought before it. See "APPENDIX E - THE PERMANENT SCHOOL FUND GUARANTEE PROGRAM" herein for a description of the procedures to be followed for payment of the Bonds by the Permanent School Fund in the event the District fails to make a payment on the Bonds when due. The opinions of Co-Bond Counsel will note that all opinions relative to the enforceability of the Bond Order and the Bonds are qualified with respect to the customary rights of debtors relative to their creditors, by general principles of equity which permit the exercise of judicial discretion.

BOOK-ENTRY-ONLY SYSTEM

This section describes how ownership of the Bonds is to be transferred and how the principal of, premium, if any, and interest on the Bonds are to be paid to and credited by DTC while the Bonds are registered in its nominee name. The information in this section concerning DTC and the Book-Entry-Only System has been provided by DTC for use in disclosure documents such as this Official Statement. The District, the Financial Advisor and the Underwriters believe the source of such information to be reliable but take no responsibility for the accuracy or completeness thereof.

The District and the Underwriters cannot and do not give any assurance that (1) DTC will distribute payments of debt service on the Bonds, or redemption notices or other notices to DTC Participants, (2) DTC Participants or others will distribute debt service payments paid to DTC or its nominee (as the registered owner of the Bonds), or redemption notices or other notices to the

Beneficial Owners, or that they will do so on a timely basis, or (3) DTC will serve and act in the manner described in this Official Statement. The current rules applicable to DTC are on file with the United States Securities and Exchange Commission, and the current procedures of DTC to be followed in dealing with DTC Participants are on file with DTC.

DTC will act as securities depository for the Bonds. The Bonds will be issued as fully-registered securities registered in the name of Cede & Co. (DTC's partnership nominee) or such other name as may be requested by an authorized representative of DTC. One fully-registered Bond certificate will be issued for each stated maturity of the Bonds, each in the aggregate principal amount of such maturity and will be deposited with DTC.

DTC, the world's largest securities depository, is a limited-purpose trust company organized under the New York Banking Law, a "banking organization" within the meaning of the New York Banking Law, a member of the Federal Reserve System, a "clearing corporation" within the meaning of the New York Uniform Commercial Code, and a "clearing agency" registered pursuant to the provisions of Section 17A of the Securities Exchange Act of 1934. DTC holds and provides asset servicing for over 3.5 million issues of U.S. and non-U.S. equity issues, corporate and municipal debt issues, and money market instruments (from over 100 countries) that DTC's participants ("Direct Participants") deposit with DTC. DTC also facilitates the post-trade settlement among Direct Participants of sales and other securities transactions in deposited securities, through electronic computerized book-entry transfers and pledges between Direct Participants' accounts. This eliminates the need for physical movement of securities certificates. Direct Participants include both U.S. and non-U.S. securities brokers and dealers, banks, trust companies, clearing corporations, and certain other organizations. DTC is a wholly-owned subsidiary of The Depository Trust & Clearing Corporation ("DTCC"). DTCC is the holding company for DTC, National Securities Clearing Corporation and Fixed Income Clearing Corporation, all of which are registered clearing agencies. DTCC is owned by the users of its regulated subsidiaries. Access to the DTC system is also available to others such as both U.S. and non-U.S. securities brokers and dealers, banks, trust companies, and clearing corporations that clear through or maintain a custodial relationship with a Direct Participant, either directly or indirectly ("Indirect Participants"). DTC has a S&P Global Ratings rating of AA+. The DTC Rules applicable to its Participants are on file with the United States Securities and Exchange Commission. More information about DTC can be found at www.dtcc.com.

Purchases of Bonds under the DTC system must be made by or through Direct Participants, which will receive a credit for the Bonds on DTC's records. The ownership interest of each actual purchaser of each Bond ("Beneficial Owner") is in turn to be recorded on the Direct and Indirect Participants' records. Beneficial Owners will not receive written confirmation from DTC of their purchase. Beneficial Owners are, however, expected to receive written confirmations providing details of the transaction, as well as periodic statements of their holdings, from the Direct or Indirect Participant through which the Beneficial Owner entered into the transaction. Transfers of ownership interests in the Bonds are to be accomplished by entries made on the books of Direct and Indirect Participants acting on behalf of Beneficial Owners. Beneficial Owners will not receive certificates representing their ownership interests in Bonds, except in the event that use of the book-entry system for the Bonds is discontinued.

To facilitate subsequent transfers, all Bonds deposited by Direct Participants with DTC are registered in the name of DTC's partnership nominee, Cede & Co., or such other name as may be requested by an authorized representative of DTC. The deposit of Bonds with DTC and their registration in the name of Cede & Co. or such other DTC nominee do not effect any change in beneficial ownership. DTC has no knowledge of the actual Beneficial Owners of the Bonds; DTC's records reflect only the identity of the Direct Participants to whose accounts such Bonds are credited, which may or may not be the Beneficial Owners. The Direct and Indirect Participants will remain responsible for keeping account of their holdings on behalf of their customers. Conveyance of notices and other communications by DTC to Direct Participants, by Direct Participants to Indirect Participants, and by Direct Participants and Indirect Participants to Beneficial Owners will be governed by arrangements among them, subject to any statutory or regulatory requirements as may be in effect from time to time. Beneficial Owners of Bonds may wish to take certain steps to augment the transmission to them of notices of significant events with respect to the Bonds, such as redemptions, tenders, defaults, and proposed amendments to the Bond documents. For example, Beneficial Owners of Bonds may wish to ascertain that the nominee holding the Bonds for their benefit has agreed to obtain and transmit notices to Beneficial Owners. In the alternative, Beneficial Owners may wish to provide their names and addresses to the registrar and request that copies of notices be provided directly to them.

Redemption notices shall be sent to DTC. If less than all of the Bonds within a maturity are being redeemed, DTC's practice is to determine by lot the amount of the interest of each Direct Participant in such maturity to be redeemed.

Neither DTC nor Cede & Co. (nor any other DTC nominee) will consent or vote with respect to Bonds unless authorized by a Direct Participant in accordance with DTC's MMI Procedures. Under its usual procedures, DTC mails an Omnibus Proxy to the District as soon as possible after the record date. The Omnibus Proxy assigns Cede & Co.'s consenting or voting rights to those Direct Participants to whose accounts Bonds are credited on the record date (identified in a listing attached to the Omnibus Proxy).

All payments on the Bonds will be made to Cede & Co., or such other nominee as may be requested by an authorized representative of DTC. DTC's practice is to credit Direct Participants' accounts upon DTC's receipt of funds and corresponding detail information from the District or the Paying Agent/Registrar, on payable date in accordance with their respective holdings shown on DTC's records. Payments by Participants to Beneficial Owners will be governed by standing instructions and customary practices, as is the case with securities held for the accounts of customers in bearer form or registered in "street name," and will be the responsibility of such Participant and not of DTC, the Paying Agent/Registrar, or the District, subject to any statutory or regulatory requirements as may be in effect from time to time. All payments, with respect to the Bonds, to Cede & Co. (or such other nominee as may be requested by an authorized representative of DTC) are the responsibility of the District or the Paying Agent/Registrar, disbursement of such payments to Direct Participants will be the responsibility of DTC, and disbursement of such payments to the Beneficial Owners will be the responsibility of Direct and Indirect Participants.

DTC may discontinue providing its services as depository with respect to the Bonds at any time by giving reasonable notice to the District or the Paying Agent/Registrar. Under such circumstances, in the event that a successor depository is not obtained, Bond certificates are required to be printed and delivered.

The District may decide to discontinue use of the system of book-entry-only transfers through DTC (or a successor securities depository). In that event, Bond certificates will be printed and delivered to bond holders.

The information in this section concerning DTC and DTC's book-entry system has been obtained from sources that the District, the Financial Advisor and the Underwriters believe to be reliable, but none of the District, the Financial Advisor or the Underwriters take any responsibility for the accuracy thereof.

Use of Certain Terms in Other Sections of this Official Statement

In reading this Official Statement it should be understood that while the Bonds are in the Book-Entry-Only System, references in other sections of this Official Statement to registered owners should be read to include the person for which the Direct or Indirect Participant acquires an interest in the Bonds, but (i) all rights of ownership must be exercised through DTC and the Book-Entry-Only System, and (ii) except as described above, notices that are to be given to registered owners under the Bond Order will be given only to DTC.

REGISTRATION, TRANSFER AND EXCHANGE

Paying Agent/Registrar

The initial Paying Agent/Registrar for the Bonds is BOKF, NA, Dallas, Texas. In the Bond Order, the District covenants to maintain and provide a Paying Agent/Registrar until the Bonds are duly paid.

Successor Paying Agent/Registrar

Provision is made in the Bond Order for replacing the Paying Agent/Registrar. If the District replaces the Paying Agent/Registrar, such Paying Agent/Registrar shall, promptly upon the appointment of a successor, deliver the Paying Agent/Registrar's records to the successor Paying Agent/Registrar, and the successor Paying Agent/Registrar shall act in the same capacity as the previous Paying Agent/Registrar. Any successor Paying Agent/Registrar selected by the District shall be a commercial bank, trust company, financial institution or other entity duly qualified and legally authorized to serve and perform the duties of the Paying Agent/Registrar for the Bonds. Upon any change in the Paying Agent/Registrar for the Bonds, the District has agreed to promptly cause a written notice thereof to be sent to each registered owner of the Bonds by United States mail, first class, postage prepaid, which notice shall also give the address of the new Paying Agent/Registrar.

Initial Registration

Definitive Bonds will be initially registered and delivered only to CEDE & CO., the nominee of DTC pursuant to the Book-Entry-Only System described herein.

Future Registration

In the event the Book-Entry-Only System is discontinued, the Bonds will be printed and delivered to the beneficial owners thereof and thereafter may be transferred, registered and assigned on the registration books only upon presentation and surrender of the Bonds to the Paying Agent/Registrar, and such registration and transfer shall be without expense or service charge to the registered owner, except for any tax or other governmental charges required to be paid with respect to such registration and transfer. A Bond may be assigned by the execution of an assignment form on the Bonds or by other instrument of transfer and assignment acceptable to the Paying Agent/Registrar. A new Bond or Bonds will be delivered by the Paying Agent/Registrar in lieu of the Bond or Bonds being transferred or exchanged at the corporate trust office of the Paying Agent/Registrar, or sent by United States mail, first class postage prepaid to the new registered owner. To the extent possible, new Bonds issued in an exchange or transfer of Bonds will be delivered to the registered owner or assignee of the registered owner in not more than three (3) business days after the receipt of the Bonds to be canceled in the exchange or transfer and the written instrument of transfer or request for exchange duly executed by the registered owner or his duly authorized agent, in form satisfactory to the Paying Agent/Registrar. New Bonds registered and delivered in an exchange or transfer shall be in authorized denominations and for a like aggregate principal amount as the Bonds surrendered for exchange or transfer.

Record Date For Interest Payment

The Record Date for determining the party to whom the interest payable on a Bond on any interest payment date means the close of business on the last business day of the next preceding month. In the event of a non-payment of interest on a scheduled payment date, and for thirty (30) days thereafter, a new record date for such interest payment (a "Special Record Date") will be established by the Paying Agent/Registrar, if and when funds for the payment of such interest have been received from the District. Notice of the Special Record Date and of the scheduled payment date of the past due interest (the "Special Payment Date", which shall be fifteen (15) days after the Special Record Date) shall be sent at least five (5) business days prior to the Special Record Date by United States mail, first class, postage prepaid, to the address of each registered owner of a Bond appearing on the books of the Paying Agent/Registrar at the close of business on the last business day next preceding the date of mailing of such notice.

Limitation on Transfer of Bonds

The Paying Agent/Registrar shall not be required to make any such transfer, conversion or exchange (i) during the period commencing with the close of business on any Record Date and ending with the opening of business on the next following principal or interest payment date or (ii) with respect to any Bond or any portion thereof called for redemption prior to maturity, within forty-five (45) days prior to its redemption date.

Replacement Bonds

If any Bond is mutilated, destroyed, stolen or lost, a new Bond in the same principal amount as the Bond so mutilated, destroyed, stolen or lost will be issued. In the case of a mutilated Bond, such new Bond will be delivered only upon surrender and cancellation of such mutilated Bond. In the case of any Bond issued in lieu of and substitution for a Bond which has been destroyed, stolen or lost, such new Bond will be delivered only (a) upon filing with the District and the Paying Agent/Registrar a certificate to the effect that such Bond has been destroyed, stolen or lost and proof of the ownership thereof, and (b) upon furnishing the District and the Paying Agent/Registrar with indemnity satisfactory to them. The person requesting the authentication and delivery of a new Bond must pay such expenses as the Paying Agent/Registrar may incur in connection therewith.

THE PERMANENT SCHOOL FUND GUARANTEE PROGRAM

Subject to satisfying certain conditions, the payment of the Bonds will be guaranteed by the corpus of the Permanent School Fund of the State of Texas. In the event of default, registered owners will receive all payments due on the Bonds from the Permanent School Fund, and the Charter District Bond Guarantee Reserve would be the first source to pay debt service if a charter school was unable to make such payment. See "APPENDIX E – THE PERMANENT SCHOOL FUND GUARANTEE PROGRAM" hereto for pertinent information regarding the Permanent School Fund Guarantee Program. The disclosure regarding the Permanent School Fund Guarantee Program in Appendix E is incorporated herein and made a part hereof for all purposes.

STATE AND LOCAL FUNDING OF SCHOOL DISTRICTS IN TEXAS

Litigation Relating to the Texas Public School Finance System

On seven occasions in the last thirty years, the Texas Supreme Court (the "Court") has issued decisions assessing the constitutionality of the Texas public school finance system (the "Finance System"). The litigation has primarily focused on whether the Finance System, as amended by the Texas Legislature (the "Legislature") from time to time (i) met the requirements of article VII, section 1 of the Texas Constitution, which requires the Legislature to "establish and make suitable provision for the support and maintenance of an efficient system of public free schools," or (ii) imposed a statewide ad valorem tax in violation of article VIII, section 1-e of the Texas Constitution because the statutory limit on property taxes levied by school districts for maintenance and operation purposes had allegedly denied school districts meaningful discretion in setting their tax rates. In response to the Court's previous decisions, the Legislature enacted multiple laws that made substantive changes in the way the Finance System is funded in efforts to address the prior decisions declaring the Finance System unconstitutional.

On May 13, 2016, the Court issued its opinion in the most recent school finance litigation, *Morath v. The Texas Taxpayer & Student Fairness Coal.*, 490 S.W.3d 826 (Tex. 2016) ("*Morath*"). The plaintiffs and intervenors in the case had alleged that the

Finance System, as modified by the Legislature in part in response to prior decisions of the Court, violated article VII, section 1 and article VIII, section 1-e of the Texas Constitution. In its opinion, the Court held that “[d]espite the imperfections of the current school funding regime, it meets minimum constitutional requirements.” The Court also noted that:

Lawmakers decide if laws pass, and judges decide if those laws pass muster. But our lenient standard of review in this policy-laden area counsels modesty. The judicial role is not to second-guess whether our system is optimal, but whether it is constitutional. Our Byzantine school funding “system” is undeniably imperfect, with immense room for improvement. But it satisfies minimum constitutional requirements.

Possible Effects of Changes in Law on District Bonds

The Court’s decision in *Morath* upheld the constitutionality of the Finance System but noted that the Finance System was “undeniably imperfect”. While not compelled by the *Morath* decision to reform the Finance System, the Legislature could enact future changes to the Finance System. Any such changes could benefit or be a detriment to the District. If the Legislature enacts future changes to, or fails adequately to fund the Finance System, or if changes in circumstances otherwise provide grounds for a challenge, the Finance System could be challenged again in the future. In its 1995 opinion in *Edgewood Independent School District v. Meno*, 917 S.W.2d 717 (Tex. 1995), the Court stated that any future determination of unconstitutionality “would not, however, affect the district’s authority to levy the taxes necessary to retire previously issued bonds, but would instead require the Legislature to cure the system’s unconstitutionality in a way that is consistent with the Contract Clauses of the U.S. and Texas Constitutions” (collectively, the “Contract Clauses”), which prohibit the enactment of laws that impair prior obligations of contracts.

Although, as a matter of law, the Bonds, upon issuance and delivery, will be entitled to the protections afforded previously existing contractual obligations under the Contract Clauses, the District can make no representations or predictions concerning the effect of future legislation, or any litigation that may be associated with such legislation, on the District’s financial condition, revenues or operations. While the enactment of future legislation to address school funding in Texas could adversely affect the financial condition, revenues or operations of the District, the District does not anticipate that the security for payment of the Bonds, specifically, the District’s obligation to levy an unlimited debt service tax and any Permanent School Fund guarantee of the Bonds would be adversely affected by any such legislation. See “CURRENT PUBLIC SCHOOL FINANCE SYSTEM” herein.

CURRENT PUBLIC SCHOOL FINANCE SYSTEM

Overview

The following language constitutes only a summary of the Finance System as it is currently structured. The information contained under the captions “CURRENT PUBLIC SCHOOL FINANCE SYSTEM” and “TAX RATE LIMITATIONS” is subject to change, and only reflects the District’s understanding based on information available to the District as of the date of this Official Statement. For a more complete description of school finance and fiscal management in the State, reference is made to Chapters 43 through 49 of the Texas Education Code, as amended. Additionally, prospective investors are encouraged to review the Property Tax Code (as defined herein) for definitive requirements for the levy and collection of ad valorem taxes and the calculation of the defined tax rates.

Local funding is derived from collections of ad valorem taxes levied on property located within each school district’s boundaries. School districts are authorized to levy two types of property taxes: a maintenance and operations (“M&O”) tax to pay current expenses and an interest and sinking fund (“I&S”) tax to pay debt service on bonds. School districts may not increase their M&O tax rate for the purpose of creating a surplus to pay debt service on bonds. Current law also requires school districts to demonstrate their ability to pay debt service on outstanding bonded indebtedness through the levy of an I&S tax at a rate not to exceed \$0.50 per \$100 of taxable value at the time bonds are issued. Once bonds are issued, however, school districts generally may levy an I&S tax sufficient to pay debt service on such bonds unlimited as to rate or amount. See “TAX RATE LIMITATIONS – I&S Tax Rate Limitations” herein. Because property values vary widely among school districts, the amount of local funding generated by school districts with the same I&S tax rate and M&O tax rate is also subject to wide variation; however, the public school finance funding formulas are designed to generally equalize local funding generated by a school district’s M&O tax rate.

2023 Regular and Special Legislative Sessions

The regular session of the 88th Texas Legislature began on January 10, 2023 and adjourned on May 29, 2023. The Texas Legislature (the “Legislature”) meets in regular session in odd numbered years for 140 days. When the Legislature is not in session, the Governor may call one or more special sessions, at the Governor’s discretion, each lasting no more than 30 days, and for which the Governor sets the agenda. The Governor has called and the Legislature has concluded four special sessions during the 88th Texas Legislature (such special sessions, together with the 88th Regular Session, the “2023 Legislative Sessions”). During the 88th Regular Session, the Legislature considered a general appropriations act and legislation affecting the Finance System and ad valorem taxation procedures and exemptions, and investments, among other legislation affecting school districts and the administrative agencies that oversee school districts. Legislation enacted by the Legislature fully-funded the Foundation School Program for the 2024-2025 State fiscal biennium and increased the state guaranteed yield on the first \$0.08 cents of tax effort beyond a school district’s Maximum Compressed Tax Rate (as defined herein) to \$126.21 per penny of tax effort per student in WADA (as defined herein) in 2024 (from \$98.56 in 2023) and \$129.52 per penny of tax effort per student in WADA in 2025. See “– State Funding for School Districts – Tier Two” herein. The Legislature also provided for an increase in funding for the school safety allotment to \$10.00 (from \$9.72 in the prior year) per ADA (as defined herein) and \$15,000 per campus. The Legislature set aside approximately \$4,000,000,000 in additional funding for public education contingent on certain legislation passing in future special sessions. However, the Legislature did not take action on such funding during the 2023 Legislative Sessions.

During the second called special session, legislation was passed to (i) reduce the Maximum Compressed Tax Rate for school districts by approximately \$0.107 for the 2023-2024 school year; (ii) increase the amount of the mandatory school district general residential homestead exemption from ad valorem taxation from \$40,000 to \$100,000 and to hold districts harmless from certain M&O and I&S tax revenue losses associated with the increase in the mandatory homestead exemption; (iii) adjust the amount of the limitation on school district ad valorem taxes imposed on the residence homesteads of the elderly or disabled to reflect increases in exemption amounts; (iv) prohibit school districts, cities and counties from repealing or reducing an optional homestead exemption that was granted in tax year 2022 (the prohibition expires on December 31, 2027); (v) establish a three year pilot program limiting growth in the taxable assessed value of non-residence homestead property valued at \$5,000,000 or less to 20 percent (school districts are not held harmless for any negative revenue impacts associated with such limits); (vi) except certain appropriations to pay for ad valorem tax relief from the constitutional limitation on the rate of growth of appropriations; and (vii) expand the size of the governing body of an appraisal district in a county with a population of more than 75,000 by adding elected directors and authorizing the Legislature to provide for a four-year term of office for a member of the board of directors of certain appraisal districts. This legislation reduces the amount of property taxes paid by homeowners and businesses and increases the State’s share of the cost of funding public education.

Local Funding for School Districts

A school district’s M&O tax rate is composed of two distinct parts: the “Tier One Tax Rate”, which is the local M&O tax rate required for a school district to receive any part of the basic level of State funding (referred to herein as “Tier One”) under the Foundation

School Program, as further described below, and the “Enrichment Tax Rate”, which is any local M&O tax effort in excess of its Tier One Tax Rate. Formulas for the State Compression Percentage and Maximum Compressed Tax Rate (each as described below) are designed to compress M&O tax rates in response to year-over-year increases in property values across the State and within a school district, respectively. The discussion in this subcaption “Local Funding For School Districts” is generally intended to describe funding provisions applicable to all school districts; however, there are distinctions in the funding formulas for school districts that generate local M&O tax revenues in excess of the school districts’ funding entitlements, as further discussed under the subcaption “CURRENT PUBLIC SCHOOL FINANCE SYSTEM – Local Revenue Level In Excess of Entitlement” herein.

State Compression Percentage

The State Compression Percentage is a statutorily-defined percentage of the rate of \$1.00 per \$100 that is used to determine a school district’s Maximum Compressed Tax Rate (described below). The State Compression Percentage is the lesser of three alternative calculations: (1) 93% or a lower percentage set by appropriation for a school year; (2) a percentage determined by formula if the estimated total taxable property value of the State (as submitted annually to the State Legislature by the State Comptroller) has increased by at least 2.5% over the prior year; and (3) the prior year State Compression Percentage. For any year, the maximum State Compression Percentage is 93%. For the State fiscal year ending in 2024, the State Compression Percentage is set at 68.80%.

Maximum Compressed Tax Rate

The Maximum Compressed Tax Rate (the “MCR”) is the tax rate per \$100 of valuation of taxable property at which a school district must levy its Tier One Tax Rate to receive the full amount of the Tier One funding to which the school district is entitled. The MCR is equal to the lesser of three alternative calculations: (1) the school district’s prior year MCR; (2) a percentage determined by formula if the school district experienced a year-over-year increase in property value of at least 2.5%; or (3) the product of the State Compression Percentage for the current year multiplied by \$1.00. However, each year the TEA shall evaluate the MCR for each school district in the State, and for any given year, if a school district’s MCR is calculated to be less than 90% of any other school district’s MCR for the current year, then the school district’s MCR is instead equal to the school district’s prior year MCR, until TEA determines that the difference between the school district’s MCR and any other school district’s MCR is not more than 10%. These compression formulas are intended to more closely equalize local generation of Tier One funding among districts with disparate tax bases and generally reduce the Tier One Tax Rates of school districts as property values increase. During the 2023 Legislative Session, the Legislature took action to reduce the MCR for the 2023-2024 school year. It established \$0.6880 as the maximum rate and \$0.6192 as the floor. The MCR for the 2024-2025 school year is \$0.6855 and the floor is \$0.6169.

Tier One Tax Rate

A school district’s Tier One Tax Rate is defined as a school district’s M&O tax rate levied that does not exceed the school district’s MCR.

Enrichment Tax Rate

The Enrichment Tax Rate is the number of cents a school district levies for M&O in excess of the Tier One Tax Rate, up to an additional \$0.17. The Enrichment Tax Rate is divided into two components: (i) “Golden Pennies” which are the first \$0.08 of tax effort in excess of a school district’s Tier One Tax Rate; and (ii) “Copper Pennies” which are the next \$0.09 in excess of a school district’s Tier One Tax Rate plus Golden Pennies.

School districts may levy an Enrichment Tax Rate at a level of their choice, subject to the limitations described under “TAX RATE LIMITATIONS – Public Hearing and Voter-Approval Tax Rate” herein; however to levy any of the Enrichment Tax Rate in a given year, a school district must levy a Tier One Tax Rate equal to the school district’s MCR. Additionally, a school district’s levy of Copper Pennies is subject to compression if the guaranteed yield (i.e., the guaranteed level of local tax revenue and State aid generated for each cent of tax effort) of Copper Pennies is increased from one year to the next. See “CURRENT PUBLIC SCHOOL FINANCE SYSTEM – State Funding for School Districts – Tier Two” herein.

State Funding for School Districts

State funding for school districts is provided through the two-tiered Foundation School Program, which guarantees certain levels of funding for school districts in the State. School districts are entitled to a legislatively appropriated guaranteed yield on their Tier One Tax Rate and Enrichment Tax Rate. When a school district’s Tier One Tax Rate and Enrichment Tax Rate generate tax revenues at a level below the respective entitlement, the State will provide “Tier One” funding or “Tier Two” funding, respectively, to fund the difference between the school district’s entitlements and the actual M&O revenues generated by the school district’s respective M&O tax rates.

The first level of funding, Tier One, is the basic level of funding guaranteed to all school districts based on a school district’s Tier One Tax Rate. Tier One funding may then be “enriched” with Tier Two funding. Tier Two provides a guaranteed entitlement for each cent of a school district’s Enrichment Tax Rate, allowing a school district to increase or decrease its Enrichment Tax Rate to supplement Tier One funding at a level of the school district’s own choice. While Tier One funding may be used for the payment of debt service (except for school districts subject to the recapture provisions of Chapter 49 of the Texas Education Code, as discussed herein), and in some instances is required to be used for that purpose (See “TAX RATE LIMITATIONS – I&S Tax Rate Limitations” herein), Tier Two funding may not be used for the payment of debt service or capital outlay.

The current public school Finance System also provides an Existing Debt Allotment (“EDA”) to subsidize debt service on eligible outstanding school district bonds, an Instructional Facilities Allotment (“IFA”) to subsidize debt service on newly issued bonds, and a New Instructional Facilities Allotment (“NIFA”) to subsidize operational expenses associated with the opening of a new instructional facility. IFA primarily addresses the debt service needs of property-poor school districts. For the 2024-2025 State fiscal biennium, the State Legislature appropriated funds in the amount of \$1,072,511,740 for the EDA, IFA, and NIFA.

Tier One and Tier Two allotments represent the State’s share of the cost of M&O expenses of school districts, with local M&O taxes representing the school district’s local share. EDA and IFA allotments supplement a school district’s local I&S taxes levied for debt service on eligible bonds issued to construct, acquire and improve facilities, provided that a school district qualifies for such funding and that the State Legislature makes sufficient appropriations to fund the allotments for a State fiscal biennium. Tier One and Tier Two allotments and existing EDA and IFA allotments are generally required to be funded each year by the State Legislature.

Tier One

Tier One funding is the basic level of funding guaranteed to a school district, consisting of a State-appropriated baseline level of funding (the “Basic Allotment”) for each student in “Average Daily Attendance” (being generally calculated as the sum of student attendance for each State-mandated day of instruction divided by the number of State-mandated days of instruction, defined herein as “ADA”). The Basic Allotment is revised downward if a school district’s Tier One Tax Rate is less than the State-determined threshold. The Basic Allotment is supplemented by additional State funds, allotted based upon the unique school district characteristics and demographics of students in ADA, to make up most of a school district’s Tier One entitlement under the Foundation School Program.

The Basic Allotment for school districts with a Tier One Tax Rate equal to the school district's MCR is \$6,160 (or a greater amount as may be provided by appropriation) for each student in ADA and is revised downward for school districts with a Tier One Tax Rate lower than the school district's MCR. The Basic Allotment is then supplemented for all school districts by various weights to account for differences among school districts and their student populations. Such additional allotments include, but are not limited to, increased funds for students in ADA who: (i) attend a qualified special education program, (ii) are diagnosed with dyslexia or a related disorder, (iii) are economically disadvantaged, or (iv) have limited English language proficiency. Additional allotments to mitigate differences among school districts include, but are not limited to: (i) a transportation allotment for mileage associated with transporting students who reside two miles or more from their home campus, (ii) a fast growth allotment (for school districts in the top 25% of enrollment growth relative to other school districts), (iii) a college, career and military readiness allotment to further Texas' goal of increasing the number of students who attain a post-secondary education or workforce credential, and (iv) a teacher incentive compensation allotment to increase teacher retention in disadvantaged or rural school districts. A school district's total Tier One funding, less the allotments that are not derived by a weighted formula, divided by \$6,160, is a school district's measure of students in "Weighted Average Daily Attendance" ("WADA"), which serves to calculate Tier Two funding.

The fast growth allotment weights change to 0.48 for districts in the top 40% of school districts for growth, 0.33 for districts in the middle 30% of school districts for growth and 0.18 for districts in the bottom 30% of school districts for growth. The fast growth allotment is limited to \$315 million for the 2023-2024 school year and \$320 million for the 2024-2025 school year.

Tier Two

Tier Two supplements Tier One funding and provides two levels of enrichment with different guaranteed yields (i.e., Golden Pennies and Copper Pennies) depending on the school district's Enrichment Tax Rate. Golden Pennies generate a guaranteed yield equal to the greater of (i) the local revenue per student in WADA per cent of tax effort available to a school district at the ninety-sixth (96th) percentile of wealth per student in WADA, or (ii) the Basic Allotment (or a greater amount as may be provided by appropriation) multiplied by 0.016. For the 2024-2025 State fiscal biennium, school districts are guaranteed a yield of \$126.21 per student in WADA in 2024 and \$129.52 per student in WADA in 2025 for each Golden Penny levied. Copper Pennies generate a guaranteed yield per student in WADA equal to the school district's Basic Allotment (or a greater amount as may be provided by appropriation) multiplied by 0.008. For the 2024-2025 State fiscal biennium, school districts are guaranteed a yield of \$49.28 per student in WADA for each Copper Penny levied. For any school year in which the guaranteed yield of Copper Pennies per student in WADA exceeds the guaranteed yield of Copper Pennies per student in WADA for the preceding school year, a school district is required to reduce its Copper Pennies levied so as to generate no more revenue per student in WADA than was available to the school district for the preceding year.

Existing Debt Allotment, Instructional Facilities Allotment, and New Instructional Facilities Allotment

The Foundation School Program also includes facilities funding components consisting of the IFA and the EDA, subject to legislative appropriation each State fiscal biennium. To the extent funded for a biennium, these programs assist school districts in funding facilities by, generally, equalizing a school district's I&S tax effort. The IFA guarantees each awarded school district a specified amount per student (the "IFA Yield") in State and local funds for each cent of I&S tax levied to pay the principal of and interest on eligible bonds issued to construct, acquire, renovate or improve instructional facilities. The IFA Yield has been \$35 since this program first began in 1997. New awards of IFA are only available if appropriated funds are allocated for such purpose by the State Legislature. To receive an IFA award, in years where new IFA awards are available, a school district must apply to the Commissioner in accordance with rules adopted by the TEA before issuing the bonds to be paid with IFA State assistance. The total amount of debt service assistance over a biennium for which a school district may be awarded is limited to the lesser of (1) the actual debt service payments made by the school district in the biennium in which the bonds are issued; or (2) the greater of (a) \$100,000 or (b) \$250 multiplied by the number of students in ADA. The IFA is also available for lease-purchase agreements and refunding bonds meeting certain prescribed conditions. Once a school district receives an IFA award for bonds, it is entitled to continue receiving State assistance for such bonds without reapplying to the Commissioner. The guaranteed level of State and local funds per student percent of local tax effort applicable to the bonds may not be reduced below the level provided for the year in which the bonds were issued. For the 2024-2025 State fiscal biennium, the State Legislature did not appropriate any funds for new IFA awards; however, awards previously granted in years the State Legislature did appropriate funds for new IFA awards will continue to be funded.

State financial assistance is provided for certain existing debt issued by school districts through the EDA program. The EDA guaranteed yield (the "EDA Yield") is the lesser of (i) \$40 per student in ADA or a greater amount for any year provided by appropriation; or (ii) the amount that would result in a total additional EDA of \$60 million more than the EDA to which school districts would have been entitled to if the EDA Yield were \$35. The portion of a school district's local debt service rate that qualifies for EDA assistance is limited to the first \$0.29 of its I&S tax rate (or a greater amount for any year provided by appropriation by the State Legislature). In general, a school district's bonds are eligible for EDA assistance if (i) the school district made payments on the bonds during the final fiscal year of the preceding State fiscal biennium, or (ii) the school district levied taxes to pay the principal of and interest on the bonds for that fiscal year. Each biennium, access to EDA funding is determined by the debt service taxes collected in the final year of the preceding biennium. A school district may not receive EDA funding for the principal and interest on a series of otherwise eligible bonds for which the school district receives IFA funding.

Since future-year IFA awards were not funded by the State Legislature for the 2024-2025 State fiscal biennium and debt service assistance on school district bonds that are not yet eligible for EDA is not available, debt service payments during the 2024-2025 State fiscal biennium on new bonds issued by school districts in the 2024-2025 State fiscal biennium to construct, acquire and improve facilities must be funded solely from local I&S taxes, except to the extent the bonds of a school district are eligible for hold harmless funding from the State for local tax revenue lost as a result of an increase in the mandatory homestead exemption from \$40,000 to \$100,000. Hold harmless applies only to bonds authorized by voters prior to September 1, 2023.

A school district may also qualify for a NIFA allotment, which provides assistance to school districts for operational expenses associated with opening new instructional facilities. In the 2023 Legislative Sessions, the State Legislature appropriated funds in the amount of \$100,000,000 for each fiscal year of the 2024-2025 State fiscal biennium for NIFA allotments.

Tax Rate and Funding Equity

The Commissioner may proportionally reduce the amount of funding a school district receives under the Foundation School Program and the ADA calculation if the school district operates on a calendar that provides less than the State-mandated minimum instruction time in a school year. The Commissioner may also adjust a school district's ADA as it relates to State funding where disaster, flood, extreme weather or other calamity has a significant effect on a school district's attendance.

Furthermore, "property-wealthy" school districts that received additional State funds under the public school finance system prior to the enactment of the 2019 Legislation are entitled to an equalized wealth transition grant on an annual basis, which will be phased out in the 2023-2024 school year in an amount equal to the amount of additional revenue such school district would have received under former Texas Education Code Sections 41.002(e) through (g), as those sections existed on January 1, 2019. Additionally, school districts and open-enrollment charter schools may be entitled to receive an allotment in the form of a formula transition grant, but they will not be entitled to an allotment beginning with the 2024-2025 school year. This grant is meant to ensure a smooth transition into the funding formulas enacted by the 86th State Legislature. Furthermore, if the total amount of allotments to which school districts and open enrollment charter schools are entitled for a school year exceeds \$400 million, the Commissioner shall

proportionately reduce each district's or school's allotment. The reduction in the amount to which a district or school is entitled may not result in an amount that is less than zero.

For the 2023-2024 school year, school districts will be held harmless and entitled to additional state aid to the extent that state and local revenue used to service eligible debt is less than the state and local revenue that would have been available to the district under state law providing for state aid to districts to account for increases in the general residence homestead exemption and the elderly or disabled tax ceiling as such state law existed on September 1, 2022, if any increase in a residence homestead exemption under the Texas Constitution, and any additional limitation on tax increases under the elderly or disabled tax ceiling had not occurred.

Local Revenue Level in Excess of Entitlement

A school district that has sufficient property wealth per student in ADA to generate local revenues on the school district's Tier One Tax Rate and Copper Pennies in excess of the school district's respective funding entitlements (a "Chapter 49 school district"), is subject to the local revenue reduction provisions contained in Chapter 49 of Texas Education Code, as amended ("Chapter 49"). Additionally, in years in which the amount of State funds appropriated specifically excludes the amount necessary to provide the guaranteed yield for Golden Pennies, local revenues generated on a school district's Golden Pennies in excess of the school district's respective funding entitlement are subject to the local revenue reduction provisions of Chapter 49. To reduce local revenue, Chapter 49 school districts are generally subject to a process known as "recapture", which requires a Chapter 49 school district to exercise certain options to remit local M&O tax revenues collected in excess of the Chapter 49 school district's funding entitlements to the State (for redistribution to other school districts) or otherwise expending the respective M&O tax revenues for the benefit of students in school districts that are not Chapter 49 school districts, as described in the subcaption "Options for Local Revenue Levels in Excess of Entitlement". Chapter 49 school districts receive their allocable share of funds distributed from the constitutionally-prescribed Available School Fund, but are generally not eligible to receive State aid under the Foundation School Program, although they may continue to receive State funds for certain competitive grants and certain programs that remain outside the Foundation School Program.

Recapture is measured by the "local revenue level" (being the M&O tax revenues generated in a school district) in excess of the entitlements appropriated by the State Legislature each fiscal biennium. Therefore, school districts are now guaranteed that recapture will not reduce revenue below their statutory entitlement.

Options for Local Revenue Levels in Excess of Entitlement

Under Chapter 49, a school district has six options to reduce local revenues to a level that does not exceed the school district's respective entitlements: (1) a school district may consolidate by agreement with one or more school districts to form a consolidated school district; all property and debt of the consolidating school districts vest in the consolidated school district; (2) a school district may detach property from its territory for annexation by a property-poor school district; (3) a school district may purchase attendance credits from the State; (4) a school district may contract to educate nonresident students from a property-poor school district by sending money directly to one or more property-poor school districts; (5) a school district may execute an agreement to provide students of one or more other school districts with career and technology education through a program designated as an area program for career and technology education; or (6) a school district may consolidate by agreement with one or more school districts to form a consolidated taxing school district solely to levy and distribute either M&O taxes or both M&O taxes and I&S taxes. A Chapter 49 school district may also exercise any combination of these remedies. Options (3), (4) and (6) require prior approval by the Chapter 49 school district's voters.

Furthermore, a school district may not adopt a tax rate until its effective local revenue level is at or below the level that would produce its guaranteed entitlement under the Foundation School Program. If a school district fails to exercise a permitted option, the Commissioner must reduce the school district's local revenue level to the level that would produce the school district's guaranteed entitlement, by detaching certain types of property from the school district and annexing the property to a property-poor school district or, if necessary, consolidate the school district with a property-poor school district. Provisions governing detachment and annexation of taxable property by the Commissioner do not provide for assumption of any of the transferring school district's existing debt.

THE SCHOOL FINANCE SYSTEM AS APPLIED TO THE BLACKWELL CONSOLIDATED INDEPENDENT SCHOOL DISTRICT

For the 2024-25 fiscal year, the District was designated as an "excess local revenue" Chapter 49 school district by TEA. Accordingly, the District has entered into a wealth equalization agreement with the Commissioner for the purchase of attendance credits for the 2022-23 school year, for the purpose of implementing permitted wealth equalization options.

A district's status as to any excess local revenue in Tier One and its wealth per student for Copper Penny purposes in Tier Two must be tested for each future school year and, if it exceeds the maximum permitted levels, the excess must be reduced by exercising one of the permitted wealth equalization options. If the District were to consolidate (or consolidate its tax base for all purposes) with a property-poor district, the outstanding debt of each district could become payable from the consolidated district's combined property tax base, and the District's ratio of taxable property to debt could become diluted. If the District were to detach property voluntarily, a portion of its outstanding debt (including the Bonds) could be assumed by the district to which the property is annexed, in which case timely payment of the Bonds could become dependent in part on the financial performance of the annexing district.

For a detailed discussion of State funding for school districts, See "CURRENT PUBLIC SCHOOL FINANCE SYSTEM – STATE FUNDING FOR SCHOOL DISTRICTS" herein.

AD VALOREM TAX PROCEDURES

The following is a summary of certain provisions of State law as it relates to ad valorem taxation and is not intended to be complete. Reference is made to Title I of the Texas Tax Code, as amended (the "Property Tax Code"), for identification of property subject to ad valorem taxation, property exempt or which may be exempted from ad valorem taxation if claimed, the appraisal of property for ad valorem tax purposes, and the procedures and limitations applicable to the levy and collection of ad valorem taxes.

Valuation of Taxable Property

The Property Tax Code provides for countywide appraisal and equalization of taxable property values and establishes in each county of the State an appraisal district and an appraisal review board (the "Appraisal Review Board") responsible for appraising property for all taxing units within the county. The appraisal of property within the District is the responsibility of the Nolan County Appraisal District, the Coke County Appraisal District and the Taylor County Appraisal District (collectively, the "Appraisal District"). Except as generally described below, the Appraisal District is required to appraise all property within the Appraisal District on the basis of 100% of its market value and is prohibited from applying any assessment ratios. In determining market value of property, the Appraisal District is required to consider the cost method of appraisal, the income method of appraisal and the market data comparison method of appraisal, and use the method the chief appraiser of the Appraisal District considers most appropriate. The Property Tax Code requires appraisal districts to reappraise all property in its jurisdiction at least once every three (3) years. A

taxing unit may require annual review at its own expense, and is entitled to challenge the determination of appraised value of property within the taxing unit by petition filed with the Appraisal Review Board.

State law requires the appraised value of an owner's principal residence ("homestead" or "homesteads") to be based solely on the property's value as a homestead, regardless of whether residential use is considered to be the highest and best use of the property. State law further limits the appraised value of a homestead to the lesser of (1) the market value of the property or (2) 110% of the appraised value of the property for the preceding tax year plus the market value of all new improvements to the property.

Effective January 1, 2024, an appraisal district is prohibited from increasing the appraised value of real property during the 2024 tax year on certain non-homestead properties (the "Subjected Property") whose appraised values are not more than \$5 million dollars (the "maximum property value") to an amount not to exceed the lesser of: (1) the market value of the Subjected Property for the most recent tax year that the market value was determined by the appraisal office or (2) the sum of: (a) 20 percent of the appraised value of the Subjected Property for the preceding tax year; (b) the appraised value of the Subjected Property for the preceding tax year; and (c) the market value of all new improvements to the Subjected Property (collectively, the "Appraisal Cap"). After the 2024 tax year, through December 31, 2026 unless extended by the State legislature, the Appraisal Cap may be increased or decreased by the product of the preceding state fiscal year's increase or decrease in the consumer price index, as applicable, to the maximum property value.

State law provides that eligible owners of both agricultural land and open-space land, including open-space land devoted to farm or ranch purposes or open-space land devoted to timber production, may elect to have such property appraised for property taxation on the basis of its productive capacity. The same land may not be qualified as both agricultural and open-space land.

The appraisal values set by the Appraisal District are subject to review and change by the Appraisal Review Board. The appraisal rolls, as approved by the Appraisal Review Board, are used by taxing units, such as the District, in establishing their tax rolls and tax rates. See "AD VALOREM TAX PROCEDURES – District and Taxpayer Remedies" herein.

State Mandated Homestead Exemptions

State law grants, with respect to each school district in the State, (1) a \$100,000 exemption (as described below) of the appraised value of all homesteads, (2) a \$10,000 exemption of the appraised value of the homesteads of persons sixty-five (65) years of age or older and the disabled, and (3) various exemptions for disabled veterans and their families, surviving spouses of members of the armed services killed in action and surviving spouses of first responders killed or fatally wounded in the line of duty.

Local Option Homestead Exemptions

The governing body of a taxing unit, including a city, county, school district, or special district, at its option may grant: (1) an exemption of up to 20% of the appraised value of all homesteads (but not less than \$5,000) and (2) an additional exemption of at least \$3,000 of the appraised value of the homesteads of persons sixty-five (65) years of age or older and the disabled. Each taxing unit decides if it will offer the local option homestead exemptions and at what percentage or dollar amount, as applicable. The exemption described in (2), above, may also be created, increased, decreased or repealed at an election called by the governing body of a taxing unit upon presentment of a petition for such creation, increase, decrease, or repeal of at least 20% of the number of qualified voters who voted in the preceding election of the taxing unit. Cities, counties, and school districts are prohibited from repealing or reducing an optional homestead exemption that was granted in tax year 2022 through December 31, 2027. See "Appendix A – Financial Information of the District – Assessed Valuation" herein for the reduction in taxable valuation, if any, attributable to local option homestead exemptions.

State Mandated Freeze on School District Taxes

Except for increases attributable to certain improvements, a school district is prohibited from increasing the total ad valorem tax on the homestead of persons sixty-five (65) years of age or older or of disabled persons above the amount of tax imposed in the year such homestead qualified for such exemption. This freeze is transferable to a different homestead if a qualifying taxpayer moves and, under certain circumstances, is also transferable to the surviving spouse of persons sixty-five (65) years of age or older, but not the disabled. See "Appendix A – Financial Information of the District – Assessed Valuation" hereto for the reduction in taxable valuation attributable to the freeze on taxes for the elderly and disabled.

Personal Property

Tangible personal property (furniture, machinery, supplies, inventories, etc.) used in the "production of income" is taxed based on the property's market value. Taxable personal property includes income-producing equipment and inventory. Intangibles such as goodwill, accounts receivable, and proprietary processes are not taxable. Tangible personal property not held or used for production of income, such as household goods, automobiles or light trucks, and boats, is exempt from ad valorem taxation unless the governing body of a taxing unit elects to tax such property.

Freeport and Goods-In-Transit Exemptions

Certain goods that are acquired in or imported into the State to be forwarded outside the State, and are detained in the State for 175 days or less for the purpose of assembly, storage, manufacturing, processing or fabrication ("Freeport Property") are exempt from ad valorem taxation unless a taxing unit took official action to tax Freeport Property before April 1, 1990 and has not subsequently taken official action to exempt Freeport Property. Decisions to continue taxing Freeport Property may be reversed in the future; decisions to exempt Freeport Property are not subject to reversal.

Certain goods, that are acquired in or imported into the State to be forwarded to another location within or without the State, stored in a location that is not owned by the owner of the goods and are transported to another location within or without the State within 175 days ("Goods-in-Transit"), are generally exempt from ad valorem taxation; however, the Property Tax Code permits a taxing unit, on a local option basis, to tax Goods-in-Transit if the taxing unit takes official action, after conducting a public hearing, before January 1 of the first tax year in which the taxing unit proposes to tax Goods-in-Transit. Goods-in-Transit and Freeport Property do not include oil, natural gas or petroleum products, and Goods-in-Transit does not include aircraft or special inventories such as manufactured housing inventory, or a dealer's motor vehicle, boat, or heavy equipment inventory.

A taxpayer may receive only one of the Goods-in-Transit or Freeport Property exemptions for items of personal property. See "Appendix A – Financial Information of the District – Assessed Valuation" hereto for the reduction in taxable valuation, if any, attributable to Goods-in-Transit or Freeport Property exemptions.

Other Exempt Property

Other major categories of exempt property include property owned by the State or its political subdivisions if used for public purposes, property exempt by federal law, property used for pollution control, farm products owned by producers, property of nonprofit corporations used for scientific research or educational activities benefitting a college or university, designated historic sites, solar and wind-powered energy devices, and certain classes of intangible personal property.

Temporary Exemption for Qualified Property Damaged by a Disaster

The Property Tax Code entitles the owner of certain qualified (i) tangible personal property used for the production of income, (ii) improvements to real property, and (iii) manufactured homes located in an area declared by the Governor to be a disaster area following a disaster and is at least 15 percent damaged by the disaster, as determined by the chief appraiser, to an exemption from taxation of a portion of the appraised value of the property. The amount of the exemption ranges from 15 percent to 100 percent based upon the damage assessment rating assigned by the chief appraiser. The governing body of the taxing unit is not required to take any action in order for the taxpayer to be eligible for the exemption. If a taxpayer qualifies for the exemption after the beginning of the tax year, the amount of the exemption is prorated based on the number of days left in the tax year following the day on which the Governor declares the area to be a disaster area. The Texas Legislature amended Section 11.35, Texas Tax Code, to clarify that "damage" for purposes of such statute is limited to "physical damage." For more information on the exemption, reference is made to Section 11.35 of the Tax Code, as amended.

Tax Increment Reinvestment Zones

A city or county, by petition of the landowners or by action of its governing body, may create one or more tax increment reinvestment zones ("TIRZ") within its boundaries. At the time of the creation of the TIRZ, a "base value" for the real property in the TIRZ is established and the difference between any increase in the assessed valuation of taxable real property in the TIRZ in excess of the base value is known as the "tax increment". During the existence of the TIRZ, all or a portion of the taxes levied against the tax increment by a city or county, and all other overlapping taxing units that elected to participate, are restricted to paying only planned project and financing costs within the TIRZ and are not available for the payment of other obligations of such taxing units.

Until September 1, 1999, school districts were able to reduce the value of taxable property reported to the State to reflect any taxable value lost due to TIRZ participation by the school district. The ability of the school district to deduct the taxable value of the tax increment that it contributed prevented the school district from being negatively affected in terms of state school funding. However, due to a change in law, local M&O tax rate revenue contributed to a TIRZ created on or after May 31, 1999 will count toward a school district's Tier One entitlement (reducing Tier One State funds for eligible school districts) and will not be considered in calculating any school district's Tier Two entitlement. See "CURRENT PUBLIC SCHOOL FINANCE SYSTEM – State Funding for School Districts" herein.

Tax Limitation Agreements

The Texas Economic Development Act (Chapter 313, Texas Tax Code, as amended ("Chapter 313")) allowed school districts to grant limitations on appraised property values to certain corporations and limited liability companies to encourage economic development within the school district. Generally, during the last eight (8) years of the ten-year term of a tax limitation agreement, a school district could only levy and collect M&O taxes on the agreed-to limited appraised property value. For the purposes of calculating its Tier One and Tier Two entitlements, the portion of a school district's property that is not fully taxable is excluded from the school district's taxable property values. Therefore, a school district will not be subject to a reduction in Tier One or Tier Two State funds as a result of lost M&O tax revenues due to entering into a tax limitation agreement. The 87th Texas Legislature did not vote to extend this program, which expired by its terms effective December 31, 2022. See "CURRENT PUBLIC SCHOOL FINANCE SYSTEM – State Funding for School Districts" herein.

In the 88th Legislative Session, House Bill 5, codified as Chapter 403, Subchapter T, Texas Government Code, as amended ("Chapter 403T"), was enacted into law. Chapter 403T is intended as a replacement of former Chapter 313, but it contains significantly different provisions than the prior program under Chapter 313. Under Chapter 403T, a school district may offer a 50% abatement on taxable value for maintenance and operations ad valorem taxes for certain eligible projects, except that projects in a federally designated economic opportunity zone receive a 75% abatement. Chapter 403T also provides a 100% abatement of maintenance and operations taxes for eligible property during a project's construction period. Taxable valuation for purposes of the debt services taxes securing the Bonds **cannot** be abated under Chapter 403T. Eligible projects must involve manufacturing, dispatchable power generation facilities, facilities related to the development of natural resources, facilities engaged in the research, development or manufacture of high-tech equipment or technology, or critical infrastructure projects and projects must create and maintain jobs, as well as meet certain minimum investment requirements. The District is still in the process of reviewing Chapter 403T and cannot make any representations as to what impact, if any, Chapter 403T will have on its finances or operations.

For a discussion of how the various exemptions described above are applied by the District, see "THE PROPERTY TAX CODE AS APPLIED TO THE DISTRICT" herein.

Tax Abatement Agreements

Taxing units may also enter into tax abatement agreements to encourage economic development. Under the agreements, a property owner agrees to construct certain improvements on its property. The taxing unit, in turn, agrees not to levy a tax on all or part of the increased value attributable to the improvements until the expiration of the agreement. The abatement agreement could last for a period of up to 10 years.

For a discussion of how the various exemptions described above are applied by the District, see "THE PROPERTY TAX CODE AS APPLIED TO THE DISTRICT" herein.

District and Taxpayer Remedies

Under certain circumstances, taxpayers and taxing units, including the District, may appeal the determinations of the Appraisal District by timely initiating a protest with the Appraisal Review Board. Additionally, taxing units such as the District may bring suit against the Appraisal District to compel compliance with the Property Tax Code.

Owners of certain property with a taxable value in excess of the current year "minimum eligibility amount", as determined by the State Comptroller, and situated in a county with a population of one million or more, may protest the determinations of an appraisal district directly to a three-member special panel of the appraisal review board, appointed by the chairman of the appraisal review board, consisting of highly qualified professionals in the field of property tax appraisal. The minimum eligibility amount is set at \$59,562,331 for the 2024 tax year and is adjusted annually by the State Comptroller to reflect the inflation rate.

The Property Tax Code sets forth notice and hearing procedures for certain tax rate increases by the District and provides for taxpayer referenda that could result in the repeal of certain tax increases. See "TAX RATE LIMITATIONS – Public Hearing and Voter-Approval Tax Rate" herein. The Property Tax Code also establishes a procedure for providing notice to property owners of reappraisals reflecting increased property value, appraisals which are higher than renditions, and appraisals of property not previously on an appraisal roll.

Levy and Collection of Taxes

The District is responsible for the collection of its taxes, unless it elects to transfer such functions to another governmental entity. Taxes are due October 1, or when billed, whichever comes later, and become delinquent after January 31 of the following year. A delinquent tax incurs a penalty of six percent (6%) of the amount of the tax for the first calendar month it is delinquent, plus one percent (1%) for each additional month or portion of a month the tax remains unpaid prior to July 1 of the year in which it becomes delinquent. If the tax is not paid by July 1 of the year in which it becomes delinquent, the tax incurs a total penalty of twelve percent (12%) regardless of the number of months the tax has been delinquent and incurs an additional penalty of up to twenty percent (20%) if imposed by the District. The delinquent tax also accrues interest at a rate of one percent (1%) for each month or portion of a month it remains unpaid. The Property Tax Code also makes provision for the split payment of taxes, discounts for early payment and the postponement of the delinquency date of taxes for certain taxpayers. Furthermore, the District may provide, on a local option basis, for the split payment, partial payment, and discounts for early payment of taxes under certain circumstances. The Property Tax Code permits taxpayers owning homes or certain businesses located in a disaster area and damaged as a direct result of the declared disaster to pay taxes imposed in the year following the disaster in four equal installments without penalty or interest, commencing on February 1 and ending on August 1. See "AD VALOREM TAX PROCEDURES – Temporary Exemption for Qualified Property Damaged by a Disaster" herein for further information related to a discussion of the applicability of this section of the Property Tax Code.

District's Rights in the Event of Tax Delinquencies

Taxes levied by the District are a personal obligation of the owner of the property. On January 1 of each year, a tax lien attaches to property to secure the payment of all state and local taxes, penalties, and interest ultimately imposed for the year on the property. The lien exists in favor of each taxing unit, including the District, having power to tax the property. The District's tax lien is on a parity with tax liens of such other taxing units. A tax lien on real property takes priority over the claim of most creditors and other holders of liens on the property encumbered by the tax lien, whether or not the debt or lien existed before the attachment of the tax lien; however, whether a lien of the United States is on a parity with or takes priority over a tax lien of the District is determined by applicable federal law. Personal property, under certain circumstances, is subject to seizure and sale for the payment of delinquent taxes, penalty, and interest.

At any time after taxes on property become delinquent, the District may file suit to foreclose the lien securing payment of the tax, to enforce personal liability for the tax, or both. In filing a suit to foreclose a tax lien on real property, the District must join other taxing units that have claims for delinquent taxes against all or part of the same property.

Collection of delinquent taxes may be adversely affected by the amount of taxes owed to other taxing units, adverse market conditions, taxpayer redemption rights, or bankruptcy proceedings which restrain the collection of a taxpayer's debt.

Federal bankruptcy law provides that an automatic stay of actions by creditors and other entities, including governmental units, goes into effect with the filing of any petition in bankruptcy. The automatic stay prevents governmental units from foreclosing on property and prevents liens for post-petition taxes from attaching to property and obtaining secured creditor status unless, in either case, an order lifting the stay is obtained from the bankruptcy court. In many cases, post-petition taxes are paid as an administrative expense of the estate in bankruptcy or by order of the bankruptcy court.

TAX RATE LIMITATIONS

M&O Tax Rate Limitations

A school district is authorized to levy M&O taxes subject to approval of a proposition submitted to district voters. The maximum M&O tax rate that may be levied by a district cannot exceed the voted maximum rate or the maximum rate described in the succeeding paragraphs. The District is authorized to levy an M&O tax rate pursuant to the approval of the voters of the District at an election held on July 27, 1957, pursuant to Article 2784e-1, Texas Revised Civil Statutes Annotated, as amended (now codified as Section 45.003, Texas Education Code, as amended).

The maximum M&O tax rate per \$100 of taxable value that may be adopted by an independent school district is the sum of \$0.17 and the school district's MCR. A District's MCR is, generally, inversely proportional to the change in taxable property values both within the District and the State, and is subject to recalculation annually. For any year, highest possible MCR for an independent school district is \$0.93.

Furthermore, a school district cannot annually increase its tax rate in excess of the school district's Voter-Approval Tax Rate without submitting such tax rate to an election and a majority of the voters voting at such election approving the adopted rate. See "TAX RATE LIMITATIONS – Public Hearing and Voter-Approval Tax Rate" herein.

I&S Tax Rate Limitations

A school district is also authorized to issue bonds and levy taxes for payment of bonds subject to voter approval of one or more propositions submitted to the voters under Section 45.003(b)(1), Texas Education Code, as amended, which provides a tax unlimited as to rate or amount for the support of school district bonded indebtedness. See "THE BONDS – Security" herein.

Section 45.0031 of the Texas Education Code, as amended, requires a school district to demonstrate to the Texas Attorney General that it has the prospective ability to pay its maximum annual debt service on a proposed issue of bonds and all previously issued bonds, other than bonds approved by voters of a school district at an election held on or before April 1, 1991 and issued before September 1, 1992 (or debt issued to refund such bonds, collectively, "exempt bonds"), from a tax levied at a rate of \$0.50 per \$100 of assessed valuation before bonds may be issued (the "50-cent Test"). In demonstrating the ability to pay debt service at a rate of \$0.50, a school district may take into account EDA and IFA allotments to the school district, which effectively reduces the school district's local share of debt service, and may also take into account Tier One funds allotted to the school district. If a school district exercises this option, it may not adopt an I&S tax until it has credited to the school district's I&S fund an amount equal to all State allotments provided solely for payment of debt service and any Tier One funds needed to demonstrate compliance with the threshold tax rate test and which is received or to be received in that year. Additionally, a school district may demonstrate its ability to comply with the 50-cent Test by applying the \$0.50 tax rate to an amount equal to 90% of projected future taxable value of property in the school district, as certified by a registered professional appraiser, anticipated for the earlier of the tax year five (5) years after the current tax year or the tax year in which the final payment for the bonds is due. However, if a school district uses projected future taxable values to meet the 50-cent Test and subsequently imposes a tax at a rate greater than \$0.50 per \$100 of valuation to pay for bonds subject to the test, then for subsequent bond issues, the Texas Attorney General must find that the school district has the projected ability to pay principal and interest on the proposed bonds and all previously issued bonds subject to the 50-cent Test from a tax rate of \$0.45 per \$100 of valuation. Once the prospective ability to pay such tax has been shown and the bonds are issued, a school district may levy an unlimited tax to pay debt service. The Bonds are issued as "new money bonds" and are subject to the \$0.50 threshold tax rate test.

Public Hearing and Voter-Approval Tax Rate

A school district's total tax rate is the combination of the M&O tax rate and the I&S tax rate. Generally, the highest rate at which a school district may levy taxes for any given year without holding an election to approve the tax rate is the "Voter-Approval Tax Rate", as described below.

A school district is required to adopt its annual tax rate before the later of September 30 or the sixtieth (60th) day after the date the certified appraisal roll is received by the taxing unit, except that a tax rate that exceeds the Voter-Approval Tax Rate must be adopted not later than the seventy-first (71st) day before the next occurring November uniform election date. A school district's failure to adopt a tax rate equal to or less than the Voter-Approval Tax Rate by September 30 or the sixtieth (60th) day after receipt of the certified appraisal roll, will result in the tax rate for such school district for the tax year to be the lower of the "no-new-revenue tax rate" calculated for that tax year or the tax rate adopted by the school district for the preceding tax year. A school district's failure to adopt a tax rate in excess of the Voter-Approval Tax Rate on or prior to the seventy-first (71st) day before the next occurring November uniform election date, will result in the school district adopting a tax rate equal to or less than its Voter-Approval Tax Rate by the later of September 30 or the sixtieth (60th) day after receipt of the certified appraisal roll. "No-new-revenue tax rate" means the rate that will produce the prior year's total tax levy from the current year's total taxable values, adjusted such that lost values are not included in the calculation of the prior year's taxable values and new values are not included in the current year's taxable values.

The Voter-Approval Tax Rate for a school district is the sum of (i) the school district's MCR; (ii) the greater of (a) the school district's Enrichment Tax Rate for the preceding year, less any amount by which the school district is required to reduce its current year Enrichment Tax Rate pursuant to Section 48.202(f), Education Code, as amended, or (b) the rate of \$0.05 per \$100 of taxable value; and (iii) the school district's current I&S tax rate. A school district's M&O tax rate may not exceed the rate equal to the sum of (i) \$0.17 and (ii) the school district's MCR. See "CURRENT PUBLIC SCHOOL FINANCE SYSTEM" herein, for more information regarding the State Compression Percentage, MCR, and the Enrichment Tax Rate.

The governing body of a school district generally cannot adopt a tax rate exceeding the school district's Voter-Approval Tax Rate without approval by a majority of the voters approving the higher rate at an election to be held on the next uniform election date. Further, subject to certain exceptions for areas declared disaster areas, State law requires the board of trustees of a school district to conduct an efficiency audit before seeking voter approval to adopt a tax rate exceeding the Voter-Approval Tax Rate and sets certain parameters for conducting and disclosing the results of such efficiency audit. An election is not required for a tax increase to address increased expenditures resulting from certain natural disasters in the year following the year in which such disaster occurs; however, the amount by which the increased tax rate exceeds the school district's Voter-Approval Tax Rate for such year may not be considered by the school district in the calculation of its subsequent Voter-Approval Tax Rate.

The calculation of the Voter-Approval Tax Rate does not limit or impact the District's ability to set an I&S tax rate in each year sufficient to pay debt service on all of the District's tax-supported debt obligations, including the Bonds.

Before adopting its annual tax rate, a public meeting must be held for the purpose of adopting a budget for the succeeding year. A notice of public meeting to discuss the school district's budget and proposed tax rate must be published in the time, format and manner prescribed in Section 44.004 of the Texas Education Code. Section 44.004(e) of the Texas Education Code provides that a person who owns taxable property in a school district is entitled to an injunction restraining the collection of taxes by the school district if the school district has not complied with such notice requirements or the language and format requirements of such notice as set forth in Section 44.004(b), (c), (c-1), (c-2), and (d), and, if applicable, subsection (i), and if such failure to comply was not in good faith. Section 44.004(e) further provides the action to enjoin the collection of taxes must be filed before the date the school district delivers substantially all of its tax bills. A school district that elects to adopt a tax rate before the adoption of a budget for the fiscal year that begins in the current tax year may adopt a tax rate for the current tax year before receipt of the certified appraisal roll, so long as the chief appraiser of the appraisal district in which the school district participates has certified to the assessor for the school district an estimate of the taxable value of property in the school district. If a school district adopts its tax rate prior to the adoption of its budget, both the no-new-revenue tax rate and the Voter-Approval Tax Rate of the school district shall be calculated based on the school district's certified estimate of taxable value. A school district that adopts a tax rate before adopting its budget must hold a public hearing on the proposed tax rate followed by another public hearing on the proposed budget rather than holding a single hearing on the two items.

A school district must annually calculate and prominently post on its internet website and submit to the county tax assessor-collector for each county in which all or part of the school district is located its Voter-Approval Tax Rate in accordance with forms prescribed by the State Comptroller.

THE PROPERTY TAX CODE AS APPLIED TO THE DISTRICT

Each Appraisal District has the responsibility for appraising property in the District as well as other taxing units in the respective county. Each Appraisal District is governed by a board of directors appointed by members of the governing bodies of various political subdivisions within the respective county.

Property within the District is assessed as of January 1 of each year, taxes become due October 1 of the same year and become delinquent on February 1 of the following year.

The District does not tax personal property not used in the production of income, such as personal automobiles.

The District does not collect an additional 20% penalty to defray attorney costs in the collection of delinquent taxes over and above the penalty automatically assessed under the Texas Tax Code, as amended.

The District's ad valorem taxes are collected and remitted solely by the Nolan County Appraisal District.

The District allows split payments.

The District does not participate in a tax increment financing ("TIF") zone.

The District does not grant a portion of the additional local option exemption of up to 20% of the market value of residence homesteads.

The District has not granted the freeport exemption and the District has not taken action to tax goods-in-transit.

The District has entered into an agreement with 226HC 8ME LLC during May 15, 2019. (<https://comptroller.texas.gov/economy/locaVch313/agreement-docs.php>) The agreement was for 226HC Smb, LLC to invest capital of \$157,483,400 on a long-term basis for a valuation limitation of \$30,000,000. For fiscal year 2023, which is year 5 for the agreement, with the M&O tax rate \$9279 per \$100, with property valued at \$130,340,000 without considering the limit and \$30,000,000 each with the limit for this agreement in years 3 through 10. When calculated, the District forgoes collecting \$931,055 in tax revenue - however, that will be offset by the increase in state funding through the FSP funding formula.

EMPLOYEES' RETIREMENT PLAN AND OTHER POST-EMPLOYMENT BENEFITS

The District's employees participate in a retirement plan (the "Plan") with the State of Texas. The Plan is administered by the Teacher Retirement System of Texas ("TRS"). State contributions are made to cover costs of the Plan up to certain statutory limits. The District is obligated for a portion of TRS costs relating to employee salaries that exceed the statutory limit. For fiscal year ended August 31, 2023, the District made a contribution to TRS on a portion of their employee's salaries that exceeded the statutory minimum. For a discussion of the Plan, See "K. DEFINED OTHER POST-EMPLOYMENT BENEFIT PLANS" to the audited financial statements of the District that are attached hereto as Appendix D (the "Financial Statements").

Formal collective bargaining agreements relating directly to wages and other conditions of employment are prohibited by State law, as are strikes by teachers. There are various local, state and national organized employee groups who engage in efforts to better terms and conditions of employment of school employees. Some districts have adopted a policy to consult with employer groups with respect to certain terms and conditions of employment. Some examples of these groups are the Texas State Teachers Association, the Texas Classroom Teachers Association, the Association of Texas Professional Educators and the National Education Association.

RATING

The Bonds are expected to be rated "AAA" by S&P Global Ratings ("S&P") based upon the Texas Permanent School Fund Guarantee Program. See "APPENDIX E - THE PERMANENT SCHOOL FUND GUARANTEE PROGRAM" herein. The District's underlying, unenhanced rating is "A+" by S&P. A securities rating is not a recommendation to buy, sell or hold securities and may be subject to revision or withdrawal at any time.

An explanation of the significance of such rating may be obtained from S&P. The rating of the Bonds by S&P reflects only the view of said company at the time the rating is given, and the District makes no representations as to the appropriateness of any rating. The rating of the Bonds is not a recommendation to buy, sell or hold the Bonds, and there is no assurance that any rating will continue for any given period of time, or that a rating will not be revised downward or withdrawn entirely by S&P, if, in the judgment of S&P, circumstances so warrant. Any such downward revision or withdrawal of a rating may have an adverse effect on the market price and marketability of the Bonds.

Periodically, rating agencies will evaluate and, on occasion as a result of these evaluations revise, their rating methodologies and criteria for municipal issuers such as the District. A revision in a rating agency's rating methodology could result in a positive or negative change in a rating assigned by that agency, even if the rated entity has experienced no material change in financial condition or operation. Any of the rating agencies at any time while the Bonds remain outstanding could undertake such an evaluation process.

LEGAL MATTERS

The delivery of the Bonds is subject to the approval of the Attorney General of Texas, who will deliver its opinion, to the effect that the Bonds are valid and legally binding obligations of the District payable from the proceeds of an annual ad valorem tax levied, without legal limit as to rate or amount, upon all taxable property in the District, and based upon examination of such transcript of proceedings, the approval of certain legal matters by Co-Bond Counsel, which will deliver its opinion to the effect that the Bonds are valid and legally binding obligations of the District and, subject to the qualifications set forth herein under "TAX MATTERS," Special Tax Counsel will deliver its opinion that interest on the Bonds is excludable from the gross income of the owners thereof for federal income tax purposes under existing statutes, published rulings, regulations, and court decisions. The form of Co-Bond Counsel's opinion is attached hereto as Appendix C. Certain legal matters will be passed upon for the Underwriters by their counsel, Cantu Harden Montoya LLP, San Antonio, Texas. The legal fee to be paid to counsel to the Underwriters for services rendered in connection with the issuance of the Bonds is contingent upon the sale of the delivery of the Bonds.

Haynes and Boones, LLP and Powell Law Group, L.L.P., represent the Financial Advisor and the Underwriters from time to time in matters unrelated to the issuance of the Bonds, Co-Bond Counsel has been engaged by and only represents the District in connection with the issuance of the Bonds. Cantu Harden Montoya LLP, San Antonio, Texas also advises the TEA in connection with its disclosure obligations under the federal securities laws, but such firm has not passed upon any TEA disclosure contained in this Official Statement. Except as noted below, Co-Bond Counsel was not requested to participate, and did not take part in the preparation of this Official Statement, and such firm has not assumed any responsibility with respect thereto or undertaken independently to verify any of the information contained herein except that in its capacity as Co-Bond Counsel, such firm has reviewed the information appearing under the captions or subcaptions "THE BONDS" (except under the subcaptions "Permanent School Fund Guarantee," "Payment Record," "Sources and Uses of Funds" and the third paragraph under "Notice of Redemption and DTC Notices," as to which no opinion will be expressed), "REGISTRATION, TRANSFER AND EXCHANGE," "STATE AND LOCAL FUNDING OF SCHOOL DISTRICTS IN TEXAS," "CURRENT PUBLIC SCHOOL FINANCE SYSTEM," "TAX RATE LIMITATIONS" (except for the last sentence of the second paragraph under the subcaption "I&S Tax Rate Limitations"), "LEGAL MATTERS" (except for the last two sentences of the first paragraph thereof, as to which no opinion will be expressed), "LEGAL INVESTMENTS AND ELIGIBILITY TO SECURE PUBLIC FUNDS IN TEXAS," "REGISTRATION AND QUALIFICATION OF BONDS FOR SALE" and "CONTINUING DISCLOSURE OF INFORMATION" (except under the subcaption "Compliance with Prior Undertakings," as to which no opinion will be expressed) and such firms are of the opinion that the information relating to the Bonds and the Bond Order contained under such captions is a fair and accurate summary of the information purported to be shown and that the information and descriptions contained under such captions relating to the provisions of applicable state and federal laws are correct as to matters of law. Special Tax Counsel was not requested to participate, and did not take part, in the preparation of the Official Statement, and such firm has not assumed any responsibility with respect thereto or undertaken independently to verify any of the information contained herein, except that, in its capacity as Special Tax Counsel, such firm has reviewed the information under the caption "TAX MATTERS" in the Official Statement and such firm is of the opinion that the information relating to the Bonds and the legal issues contained under such caption is an accurate description of the laws and legal issues addressed therein and, with respect to the Bonds, such information conforms to the Bond Order.

The various legal opinions to be delivered concurrently with the delivery of the Bonds express the professional judgment of the attorneys rendering the opinions as to the legal issues explicitly addressed therein. In rendering a legal opinion, the attorney does not become an insurer or guarantor of the expression of professional judgment, of the transaction opined upon, or of the future performance of the parties to the transaction. Nor does the rendering of an opinion guarantee the outcome of any legal dispute that may arise out of the transaction.

TAX MATTERS

In the opinion of Kline Alvarado Veio, P.C., Special Tax Counsel, interest on the Bonds is excludable from gross income for purposes of federal income tax under existing laws as enacted and construed on the date of initial delivery of the Bonds, assuming the accuracy of the certifications and continuing compliance with the requirements of the Internal Revenue Code of 1986, as amended (the "Code"). Interest on the Bonds is not a specific preference item for purposes of the federal alternative

minimum tax; but, such interest is taken into account in determining the annual adjusted financial statement income of certain corporations for the purpose of computing the alternative minimum tax imposed on corporations for tax years beginning after December 31, 2022.

The opinion described above assumes the accuracy of certain representations and compliance by the District with covenants designed to satisfy the requirements of the Internal Revenue Code of 1986 (the "Code") that must be met subsequent to the issuance of the Bonds. Failure to comply with such requirements could cause interest on the Bonds to be included in gross income for federal income tax purposes retroactive to the date of issuance of the Bonds. The District has covenanted to comply with such requirements. Special Tax Counsel has expressed no opinion regarding other federal tax consequences arising with respect to the Bonds.

The accrual or receipt of interest on the Bonds may otherwise affect the federal income tax liability of the owners of the Bonds. The extent of these other tax consequences will depend on such owners' particular tax status and other items of income or deduction. Special Tax Counsel has expressed no opinion regarding any such consequences. Purchasers of the Bonds, particularly purchasers that are corporations (including S corporations and foreign corporations operating branches in the United States of America, and applicable corporations as defined in Section 59(k) of the Code relating to the alternative minimum tax imposed on corporations for tax years beginning after December 31, 2022), property or casualty insurance companies, banks, thrifts or other financial institutions, certain recipients of social security or railroad retirement benefits, taxpayers entitled to claim the earned income credit, taxpayers entitled to claim the refundable credit in Section 36B of the Code for coverage under a qualified health plan or taxpayers who may be deemed to have incurred or continued indebtedness to purchase or carry tax-exempt obligations, should consult their tax advisors as to the tax consequences of purchasing or owning the Bonds.

Qualified Tax-Exempt Obligations for Financial Institutions

Section 265(a) of the Code provides, in pertinent part, that interest paid or incurred by a taxpayer, including a "financial institution", on indebtedness incurred or continued to purchase or carry tax-exempt obligations is not deductible in determining the taxpayer's taxable income. Section 265(b) of the Code provides an exception to the disallowance of such deduction for any interest expense paid or incurred on indebtedness of a taxpayer that is a "financial institution" allocable to tax-exempt obligations, other than "private activity bonds", that are designated by a "qualified small issuer" as "qualified tax-exempt obligations". A "qualified small issuer" is any governmental issuer (together with any "on-behalf of" and "subordinate" issuers) who issues no more than \$10,000,000 of tax-exempt obligations during the calendar year. Section 265(b)(5) of the Code defines the term "financial institution" as any "bank" described in section 585(a)(2) of the Code, or any person accepting deposits from the public in the ordinary course of such person's trade or business that is subject to federal or state supervision as a financial institution. Notwithstanding the exception to the disallowance of the deduction of interest on indebtedness related to "qualified tax-exempt obligations" provided by section 265(b) of the Code, section 291 of the Code provides that the allowable deduction to a "bank", as defined in section 585(a)(2) of the Code, for interest on indebtedness incurred or continued to purchase "qualified tax-exempt obligations" shall be reduced by twenty-percent (20%) as a "financial institution preference item".

The District will designate the Bonds as "qualified tax-exempt obligations" within the meaning of section 265(b) of the Code. In furtherance of that designation, the District will covenant to take such action that would assure, or to refrain from such action that would adversely affect, the treatment of the Bonds as "qualified tax-exempt obligations". Potential purchasers should be aware that if the issue price to the public exceeds \$10,000,000, there is a reasonable basis to conclude that the payment of a de minimis amount of premium in excess of \$10,000,000 is disregarded; however the IRS could take a contrary view. If the Internal Revenue Service takes the position that the amount of such premium is not disregarded, then such obligations might fail to satisfy the \$10,000,000 limitation and the Bonds would not be "qualified tax-exempt obligations".

LEGAL INVESTMENTS AND ELIGIBILITY TO SECURE PUBLIC FUNDS IN TEXAS

Section 1201.041 of the Public Securities Procedures Act (Chapter 1201, Texas Government Code, as amended) provides that the Bonds are negotiable instruments, investment securities governed by Chapter 8, Texas Business and Commerce Code, and are legal and authorized investments for insurance companies, fiduciaries, and trustees, and for the sinking funds of municipalities or other political subdivisions or public agencies of the State of Texas. With respect to investment in the Bonds by municipalities or other political subdivisions or public agencies of the State of Texas, the Public Funds Investment Act, Chapter 2256, Texas Government Code, as amended (the "PFIA"), requires that the Bonds be assigned a rating of not less than "A" or its equivalent as to investment quality by a national rating agency. See "RATING" herein. In addition, various provisions of the Texas Finance Code provide that, subject to a prudent investor standard, the Bonds are legal investments for state banks, savings banks, trust companies with at least \$1 million of capital, and savings and loan associations. The Bonds are eligible to secure deposits of any public funds of the State, its agencies, and its political subdivisions, and are legal security for those deposits to the extent of their market value.

The District has made no investigation of other laws, rules, regulations or investment criteria which might apply to such institutions or entities or which might limit the suitability of the Bonds for any of the foregoing purposes or limit the authority of such institutions or entities to purchase or invest in the Bonds for such purposes. The District has made no review of laws in other states to determine whether the Bonds are legal investments for various institutions in those states.

INVESTMENT POLICIES

Investments

The District invests its funds in investments authorized by Texas law in accordance with investment policies approved by the Board of the District. Both State law and the District's investment policies are subject to change.

Legal Investments

Available District funds are invested as authorized by State law and in accordance with investment policies approved by the Board of Trustees. Both State law and the District's investment policies are subject to change. Under Texas law, the District is authorized to invest in: (1) obligations, including letters of credit, of the United States or its agencies and instrumentalities, including the Federal Home Loan Banks; (2) direct obligations of the State or its agencies and instrumentalities; (3) collateralized mortgage obligations issued by a federal agency or instrumentality of the United States, the underlying security for which is guaranteed by an agency or instrumentality of the United States; (4) other obligations, the principal and interest of which are unconditionally guaranteed or insured by, or backed by the full faith and credit of, the State or the United States or their respective agencies and instrumentalities, including obligations that are fully guaranteed or insured by the Federal Deposit Insurance Corporation (the "FDIC") or by the explicit full faith and credit of the United States; (5) obligations of states, agencies, counties, cities, and other political subdivisions of any state rated as to investment quality by a nationally recognized investment rating firm not less than A or its equivalent; (6) bonds issued, assumed, or guaranteed by the State of Israel; (7) interest-bearing banking deposits that are guaranteed or insured by the FDIC or the National Credit Union Share Insurance Fund (the "NCUSIF") or their respective successors; (8) interest-bearing banking deposits, other than those described in clause (7), that (i) are invested through a broker or institution with a main office or branch office in this state and selected by the District in compliance with the Public Funds Investment Act (Chapter 2256, Government Code) as amended (the "PFIA"), (ii) the broker or institution arranges for the deposit of the funds in one or more federally insured depository institutions, wherever located, for the

District's account, (iii) the full amount of the principal and accrued interest of the banking deposits is insured by the United States or an instrumentality of the United States, and (iv) the District appoints as its custodian of the banking deposits, in compliance with the PFIA, the institution in clause (8)(i) above, a bank, or a broker-dealer; (9) certificates of deposit and share certificates meeting the requirements of the PFIA (i) that are issued by an institution that has its main office or a branch office in the State and are guaranteed or insured by the FDIC or the NCUSIF, or their respective successors, or are secured as to principal by obligations described in clauses (1) through (8), above, or secured in accordance with Chapter 2257, Texas Government Code, or in any other manner and amount provided by law for District deposits, or (ii) where (a) the funds are invested by the District through a broker or institution that has a main office or branch office in the State and selected by the District in compliance with the PFIA, (b) the broker or institution arranges for the deposit of the funds in one or more federally insured depository institutions, wherever located, for the account of the District, (c) the full amount of the principal and accrued interest of each of the certificates of deposit is insured by the United States or an instrumentality of the United States; and (d) the District appoints, in compliance with the PFIA, the institution in clause (9)(ii)(a) above, a bank, or broker-dealer as custodian for the District with respect to the certificates of deposit; (10) fully collateralized repurchase agreements that have a defined termination date, are secured by a combination of cash and obligations described by clause (1) above, clause (12) below, or, if applicable, which are pledged to the District, held in the District's name, and deposited at the time the investment is made with the District or with a third party selected and approved by the District, and are placed through a primary government securities dealer, as defined by the Federal Reserve, or a financial institution doing business in the State; (11) certain bankers' acceptances with a stated maturity of 270 days or less, if the short-term obligations of the accepting bank, or of the holding company of which the bank is the largest subsidiary, are rated not less than "A-1" or "P-1" or the equivalent by at least one nationally recognized credit rating agency; (12) commercial paper with a stated maturity of 365 days or less that is rated at least "A-1" or "P-1" or an equivalent by either (i) two nationally recognized credit rating agencies, or (ii) one nationally recognized credit rating agency if the commercial paper is fully secured by an irrevocable letter of credit issued by a United States or state bank; (13) no-load money market mutual funds registered with and regulated by the Securities and Exchange Commission and complies with Securities and Exchange Commission Rule 2a-7; (14) no-load mutual funds that are registered and regulated by the Securities and Exchange Commission that have a weighted maturity of less than two years and either (i) have a duration of one year or more and are invested exclusively in obligations approved in this paragraph, or (ii) have a duration of less than one year and the investment portfolio is limited to investment grade securities, excluding asset backed securities; (15) guaranteed investment contracts that have a defined termination date and are secured by obligations described in clause (1), excluding obligations which the District is explicitly prohibited from investing in, and in an amount at least equal to the amount of bond proceeds invested under such contract; (16) securities lending programs if (i) the securities loaned under the program are 100% collateralized, including accrued income, (ii) a loan made under the program allows for termination at any time, (iii) a loan made under the program is either secured by (a) obligations described in clauses (1) through (8) above, (b) irrevocable letters of credit issued by a state or national bank that is continuously rated by a nationally recognized investment rating firm at not less than "A" or its equivalent, or (c) cash invested in obligations described in clauses (1) through (8) above, clauses (12) through (14) above, or an authorized investment pool, (iv) the terms of a loan made under the program require that the securities being held as collateral be pledged to the District, held in the District's name, and deposited at the time the investment is made with the District or with a third party designated by the District, (v) a loan made under the program is placed through either a primary government securities dealer or a financial institution doing business in the State, and (vi) the agreement to lend securities has a term of one year or less; and (17) aggregate repurchase agreement transactions entered into by an investing entity in conformity with the provisions of subsections (a-1), (f), and (g) of Section 2256.011 of the Public Funds Investment Act.

The District may invest in such obligations directly or through government investment pools that invest solely in such obligations provided that the pools are rated no lower than "AAA" or "AAAm" or an equivalent by at least one nationally recognized rating service.

The District is specifically prohibited from investing in: (1) obligations whose payment represents the coupon payments on the outstanding principal balance of the underlying mortgage-backed security collateral and pays no principal; (2) obligations whose payment represents the principal stream of cash flow from the underlying mortgage-backed security and bears no interest; (3) collateralized mortgage obligations that have a stated final maturity of greater than 10 years; and (4) collateralized mortgage obligations the interest rate of which is determined by an index that adjusts opposite to the changes in a market index.

Under State law, the District may contract with an investment management firm registered under the Investment Advisers Act of 1940 (15 U.S.C. Section 80b-1 et seq.) or with the State Securities Board to provide for the investment and management of its public funds or other funds under its control for a term of up to two years, but the District retains ultimate responsibility as fiduciary of its assets. In order to renew or extend such a contract, the District must do so by order, ordinance or resolution. The District has not contracted with, and has no present intention of contracting with, any such investment management firm or the Texas Securities Board to provide such services.

Investment Policies

Under State law, the District is required to invest its funds under written investment policies that primarily emphasize safety of principal and liquidity; that address investment diversification, yield, maturity, and the quality and capability of investment management; and that includes a list of authorized investments for District funds, maximum allowable stated maturity of any individual investment owned by the District and the maximum average dollar-weighted maturity allowed for pooled fund groups. All District funds must be invested consistent with a formally adopted "Investment Strategy Statement" that specifically addresses each fund's investment. Each Investment Strategy Statement will describe its objectives concerning: (1) suitability of investment type, (2) preservation and safety of principal, (3) liquidity, (4) marketability of each investment, (5) diversification of the portfolio, and (6) yield.

State law also requires that District investments must be made "with judgment and care, under prevailing circumstances, that a person of prudence, discretion, and intelligence would exercise in the management of the person's own affairs, not for speculation, but for investment, considering the probable safety of capital and the probable income to be derived". At least quarterly the investment officers of the District shall submit an investment report detailing: (1) the investment position of the District, (2) that all investment officers jointly prepared and signed the report, (3) the beginning market value, any additions and changes to market value and the ending value of each pooled fund group, (4) the book value and market value of each separately listed asset at the beginning and end of the reporting period, (5) the maturity date of each separately invested asset, (6) the account or fund or pooled fund group for which each individual investment was acquired, and (7) the compliance of the investment portfolio as it relates to: (a) adopted investment strategy statements and (b) State law. No person may invest District funds without express written authority from the Board.

Additional Provisions

Under State law, the District is additionally required to: (1) annually review its adopted policies and strategies, (2) adopt a rule, order, ordinance or resolution stating that it has reviewed its investment policy and investment strategies and records any changes made to either its investment policy or investment strategy in the respective rule, order, ordinance or resolution, (3) require any investment officers with personal business relationships or relatives with firms seeking to sell securities to the entity to disclose the relationship and file a statement with the Texas Ethics Commission and the Board; (4) require the qualified representative of firms offering to engage in an investment transaction with the District to: (a) receive and review the District's investment policy, (b) acknowledge that reasonable controls and procedures have been implemented to preclude investment

transactions conducted between the District and the business organization that are not authorized by the District's investment policy (except to the extent that this authorization is dependent on an analysis of the makeup of the District's entire portfolio or requires an interpretation of subjective investment standards), and (c) deliver a written statement in a form acceptable to the District and the business organization attesting to these requirements; (5) perform an annual audit of the management controls on investments and adherence to the District's investment policy; (6) provide specific investment training for the Treasurer, Chief Financial Officer and investment officers; (7) restrict reverse repurchase agreements to not more than 90 days and restrict the investment of reverse repurchase agreement funds to no greater than the term of the reverse purchase agreement; (8) restrict the investment in no-load mutual funds in the aggregate to no more than 15% of the District's monthly average fund balance, excluding bond proceeds and reserves and other funds held for debt service; (9) require local government investment pools to conform to the new disclosure, rating, net asset value, yield calculation, and advisory board requirements, and (10) at least annually review, revise, and adopt a list of qualified brokers that are authorized to engage in investment transactions with the District.

Current Investments

As of July 31, 2024, the District had \$12,376,872 (unaudited) invested at a local bank. The market value of such investments (as determined by the District by reference to published quotations, dealer bids, and comparable information) is approximately 100% of the book value. No funds of the District are invested in derivative securities, i.e., securities whose rate of return is determined by reference to some other instrument, index, or commodity.

REGISTRATION AND QUALIFICATION OF BONDS FOR SALE

No registration statement relating to the Bonds has been filed with the SEC under the Securities Act of 1933, as amended, in reliance upon the exemption provided thereunder by Section 3(a)(2). The Bonds have not been approved or disapproved by the SEC, nor has the SEC passed upon the accuracy or adequacy of the Official Statement. The Bonds have not been registered or qualified under the Securities Act of Texas in reliance upon various exemptions contained therein; nor have the Bonds been registered or qualified under the securities acts of any other jurisdiction. The District assumes no responsibility for registration or qualification of the Bonds under the securities laws of any jurisdiction in which the Bonds may be sold, assigned, pledged, hypothecated or otherwise transferred. This disclaimer of responsibility for registration or qualification for sale or other disposition of the Bonds shall not be construed as an interpretation of any kind with regard to the availability of any exemption from securities registration or qualification provisions.

It is the obligation of the Underwriters to register or qualify the sale of the Bonds under the securities laws of any jurisdiction which so requires. The District agrees to cooperate, at the Underwriters' written request and sole expense, in registering or qualifying the Bonds or in obtaining an exemption from registration or qualification in any state where such action is necessary; provided, however, that the District shall not be required to qualify as a foreign corporation or to execute a general or special consent to service of process in any jurisdiction.

CYBERSECURITY RISK MANAGEMENT

The District's operations are increasingly dependent on information technologies and services, which are exposed to cybersecurity risks and cyber incidents or attacks. While the District continually assesses and monitors its cybersecurity risks, the District may be subject to cyber-attacks from time to time. In response to such assessments and monitoring, the District takes actions it deems appropriate in response to cybersecurity risks, including, but not limited to, implementing cybersecurity training programs, obtaining technology improvements to mitigate cybersecurity risks, and taking other similar measures. To date, the District has not been the victim of any cyber-attack that has had a material adverse effect on its operations or financial condition. However, no assurance can be given that the District will fully prevent or successfully remediate the operational and/or financial impact of any cybersecurity incursions or incidents arising from events wholly or partially beyond the District's control, including electrical telecommunications outages, natural disasters or cyber-attacks initiated by criminal activities of individuals or organizations. Any such occurrence could materially and adversely affect the District's operations and/or financial condition.

FINANCIAL ADVISOR

SAMCO Capital Markets, Inc. is employed as Financial Advisor to the District to assist in the issuance of the Bonds. In this capacity, the Financial Advisor has compiled certain data relating to the Bonds that is contained in this Official Statement. The Financial Advisor has not independently verified any of the data contained herein or conducted a detailed investigation of the affairs of the District to determine the accuracy or completeness of this Official Statement. Because of its limited participation, the Financial Advisor assumes no responsibility for the accuracy or completeness of any of the information contained herein. The fee of the Financial Advisor for services with respect to the Bonds is contingent upon the issuance and sale of the Bonds. In the normal course of business, the Financial Advisor may from time to time sell investment securities to the District for the investment of bond proceeds or other funds of the District upon the request of the District.

The Financial Advisor has provided the following sentence for inclusion in this Official Statement. The Financial Advisor has reviewed the information in this Official Statement in accordance with, and as part of, its responsibilities to the District and, as applicable, to investors under the federal securities laws as applied to the facts and circumstances of this transaction, but the Financial Advisor does not guarantee the accuracy or completeness of such information.

CONTINUING DISCLOSURE OF INFORMATION

In the Bond Order, the District has made the following agreement for the benefit of the holders and Beneficial Owners of the Bonds. The District is required to observe the agreement for so long as it remains obligated to advance funds to pay the Bonds. Under the agreement, the District will be obligated to provide certain updated financial information and operating data annually, and timely notice of specified events, to the MSRB. For a description of the continuing disclosure obligations of the TEA, See "APPENDIX E - THE PERMANENT SCHOOL FUND GUARANTEE PROGRAM" hereto. The information provided to the MSRB will be available to the public free of charge via the Electronic Municipal Market Access (EMMA) system at www.emma.msrb.org.

Annual Reports

The District will provide certain updated financial information and operating data annually to the MSRB. The information to be updated includes financial information and operating data with respect to the District of the general type included in this Official Statement in Appendix A (such information being the "Annual Operating Report"). The District will additionally provide financial statements of the District (the "Financial Statements"), that will be (i) prepared in accordance with the accounting principles described in Appendix D or such other accounting principles as the District may be required to employ from time to time pursuant to State law or regulation and shall be in substantially the form included in Appendix D and (ii) audited, if the District commissions an audit of such Financial Statements and the audit is completed within the period during which they must be provided. The District will update and provide the Annual Operating Report within six months after the end of each fiscal year and the Financial Statements within 12 months of the end of each fiscal year, in each case beginning with the fiscal year ending in and after 2024. The District may provide the Financial Statements earlier, including at the time it provides its Annual Operating Report, but if the audit of such Financial Statements is not complete within 12 months after any such fiscal year end, then the District shall file

unaudited Financial Statements within such 12-month period and audited Financial Statements for the applicable fiscal year, when and if the audit report on such Financial Statements becomes available.

The District may provide updated information in full text or may incorporate by reference certain other publicly available documents, as permitted by the Rule.

The District's current fiscal year end is August 31. Accordingly, the Annual Operating Report must be provided by the last day of February in each year, and the Financial Statements must be provided by August 31 of each year, unless the District changes its fiscal year. If the District changes its fiscal year, it will notify the MSRB of the change.

Notice of Certain Events

The District will also provide notice of any of the following events with respect to the Bonds to the MSRB in a timely manner (but not in excess of ten business days after the occurrence of the event): (1) principal and interest payment delinquencies; (2) non-payment related defaults, if material; (3) unscheduled draws on debt service reserves reflecting financial difficulties; (4) unscheduled draws on credit enhancements reflecting financial difficulties; (5) substitution of credit or liquidity providers, or their failure to perform; (6) adverse tax opinions, the issuance by the IRS of proposed or final determinations of taxability, Notices of Proposed Issue (IRS Form 5701-TEB), or other material notices or determinations with respect to the tax status of the Bonds, or other material events affecting the tax status of the Bonds; (7) modifications to rights of holders of the Bonds, if material; (8) Bond calls, if material, and tender offers; (9) defeasances; (10) release, substitution, or sale of property securing repayment of the Bonds, if material; (11) rating changes; (12) bankruptcy, insolvency, receivership, or similar event of the District, which shall occur as described below; (13) the consummation of a merger, consolidation, or acquisition involving the District or the sale of all or substantially all of its assets, other than in the ordinary course of business, the entry into a definitive agreement to undertake such an action or the termination of a definitive agreement relating to any such actions, other than pursuant to its terms, if material; (14) appointment of a successor or additional trustee or the change of name of a trustee, if material; (15) incurrence of a financial obligation of the District, if material, or agreement to covenants, events of default, remedies, priority rights, or other similar terms of a financial obligation of the District, any of which affect security holders, if material; and (16) default, event of acceleration, termination event, modification of terms, or other similar events under the terms of a financial obligation of the District, any of which reflect financial difficulties. In addition, the District will provide timely notice of any failure by the District to provide annual financial information in accordance with their agreement described above under "Annual Reports". Neither the Bonds nor the Bond Order make any provision for a bond trustee, debt service reserves, credit enhancement (except for the Permanent School Fund guarantee), or liquidity enhancement. The District will provide each notice described in this paragraph to the MSRB. In the Bond Order, the District will adopt policies and procedures to ensure timely compliance of its continuing disclosure undertakings.

For these purposes, any event described in clause (12) of the immediately preceding paragraph is considered to occur when any of the following occur: the appointment of a receiver, fiscal agent, or similar officer for the District in a proceeding under the United States Bankruptcy Code or in any other proceeding under state or federal law in which a court or governmental authority has assumed jurisdiction over substantially all of the assets or business of the District, or if such jurisdiction has been assumed by leaving the existing governing body and officials or officers in possession but subject to the supervision and orders of a court or governmental authority, or the entry of an order confirming a plan of reorganization, arrangement, or liquidation by a court or governmental authority having supervision or jurisdiction over substantially all of the assets or business of the District. For the purposes of the above described event notices (15) and (16), the term "financial obligation" means a (i) debt obligation, (ii) derivative instrument entered into in connection with, or pledged as security or a source of payment for, an existing or planned debt obligation, or (iii) a guarantee of (i) or (ii); provided however, that a "financial obligation" shall not include municipal securities as to which a final official statement (as defined in Rule 15c2-12) has been provided to the MSRB consistent with Rule 15c2-12.

Limitations and Amendments

The District has agreed to update information and to provide notices of certain events only as described above. The District has not agreed to provide other information that may be relevant or material to a complete presentation of its financial results of operations, condition, or prospects or agreed to update any information that has been provided except as described above. The District makes no representation or warranty concerning such information or concerning its usefulness to a decision to invest in or sell Bonds at any future date. The District disclaims any contractual or tort liability for damages resulting in whole or in part from any breach of its continuing disclosure agreement or from any statement made pursuant to its agreement, although holders of Bonds may seek a writ of mandamus to compel the District to comply with its agreement.

The District may amend its continuing disclosure agreement to adapt to changed circumstances that arise from a change in legal requirements, a change in law, or a change in the identity, nature, status, or type of operations of the District, if, but only if, (1) the agreement, as so amended, would have permitted an underwriter to purchase or sell Bonds in the initial primary offering in compliance with Rule 15c2-12, taking into account any amendments or interpretations of Rule 15c2-12 to the date of such amendment, as well as such changed circumstances, and (2) either (a) the holders of a majority in aggregate principal amount of the outstanding Bonds consent or (b) any qualified person unaffiliated with the District (such as nationally recognized bond counsel) determines that the amendment will not materially impair the interests of the holders and beneficial owners of the Bonds. The District may also amend or repeal the provisions of this continuing disclosure agreement if the SEC amends or repeals the applicable provisions of Rule 15c2-12 or a court of final jurisdiction enters judgment that such provisions of Rule 15c2-12 are invalid, but only if and to the extent that the provisions of this sentence would not prevent an underwriter from lawfully purchasing or selling Bonds in the primary offering of the Bonds. If the District amends its agreement, it has agreed to include with the financial information and operating data next provided, in accordance with its agreement described above under "Annual Reports" an explanation, in narrative form, of the reasons for the amendment and of the impact of any change in the type of information and operating data so provided.

Compliance with Prior Undertakings

During the past five years, the District has complied in all material respects with all disclosure agreements made by it in accordance with the Rule.

LITIGATION

In the opinion of District officials, the District is not a party to any litigation or other proceeding pending or to their knowledge threatened, in any court, agency or other administrative body (either state or federal) which, if decided adversely to the District, would have a material adverse effect on the financial condition of the District.

At the time of the initial delivery of the Bonds, the District will provide the Underwriters with a certificate to the effect that except as disclosed in the Official Statement, no litigation of any nature has been filed or is then pending challenging the issuance of the Bonds or that affects the payment and security of the Bonds or in any other manner questioning the issuance, sale or delivery of the Bonds.

FORWARD LOOKING STATEMENTS

The statements contained in this Official Statement, and in any other information provided by the District, that are not purely historical, are forward-looking statements, including statements regarding the District's expectations, hopes, intentions, or strategies regarding the future. Readers should not place undue reliance on forward-looking statements. All forward looking statements included in this Official Statement are based on information available to the District on the date hereof, and the District assumes no obligation to update any such forward-looking statements. It is important to note that the District's actual results could differ materially from those in such forward-looking statements.

The forward-looking statements herein are necessarily based on various assumptions and estimates and are inherently subject to various risks and uncertainties, including risks and uncertainties relating to the possible invalidity of the underlying assumptions and estimates and possible changes or developments in social, economic, business, industry, market, legal and regulatory circumstances and conditions and actions taken or omitted to be taken by third parties, including customers, suppliers, business partners and competitors, and legislative, judicial and other governmental authorities and officials. Assumptions related to the foregoing involve judgments with respect to, among other things, future economic, competitive, and market conditions and future business decisions, all of which are difficult or impossible to predict accurately and many of which are beyond the control of the District. Any of such assumptions could be inaccurate and, therefore, there can be no assurance that the forward-looking statements included in this Official Statement would prove to be accurate.

UNDERWRITING

The Underwriters have agreed, subject to certain customary conditions, to purchase the Bonds at a price equal to the initial offering prices to the public, as shown on the inside cover page hereof, less an Underwriters' discount of \$_____. The Underwriters' obligations are subject to certain conditions precedent, and the Underwriters will be obligated to purchase all of the Bonds, if any Bonds are purchased. The Bonds may be offered and sold to certain dealers and others at prices lower than such public offering prices, and such public prices may be changed, from time to time, by the Underwriters.

The Underwriters have provided the following sentence for inclusion in this Official Statement. The Underwriters have reviewed the information in this Official Statement pursuant to their respective responsibilities to investors under the federal securities laws, but the Underwriters do not guarantee the accuracy or completeness of such information.

The Underwriters and their respective affiliates are full service financial institutions engaged in various activities, which may include securities trading, commercial and investment banking, financial advisory, investment management, principal investment, hedging, financing and brokerage activities. Certain of the Underwriters and their respective affiliates have, from time to time, performed, and may in the future perform, various investment banking services for the District for which they received or will receive customary fees and expenses.

In the ordinary course of their various business activities, the Underwriters and their respective affiliates may make or hold a broad array of investments and actively trade debt and equity securities (or related derivative securities) and financial instruments (which may include bank loans and/or credit default swaps) for their own account and for the accounts of their customers and may at any time hold long and short positions in such securities and instruments. Such investment and securities activities may involve securities and instruments of the District.

The Underwriters and their respective affiliates also may communicate independent investment recommendations, market advice, or trading ideas and/or publish or express independent research views in respect of such assets, securities or other financial instruments and at any time may hold, or recommend to clients that they should acquire, long and/or short positions in such assets, securities and other financial instruments.

CONCLUDING STATEMENT

No person has been authorized to give any information or to make any representations other than those contained in this Official Statement, and if given or made, such other information or representations must not be relied upon as having been authorized by the District. This Official Statement does not constitute an offer to sell or solicitation of an offer to buy in any state in which such offer or solicitation is not authorized or in which the person making such offer or solicitation is not qualified to do so or to any person to whom it is unlawful to make such offer of solicitation.

The information set forth herein has been obtained from the District's records, audited financial statements and other sources which the District considers to be reliable. There is no guarantee that any of the assumptions or estimates contained herein will ever be realized. All of the summaries of the statutes, documents and the Bond Order contained in this Official Statement are made subject to all of the provisions of such statutes, documents, and the Bond Order. These summaries do not purport to be complete statements of such provisions and reference is made to such summarized documents for further information. Reference is made to official documents in all respects.

References to web site addresses presented herein are for informational purposes only and may be in the form of a hyperlink solely for the reader's convenience. Unless specified otherwise, such web sites and the information or links contained therein are not incorporated into, and are not part of, this Official Statement for purposes of, and as that term is defined in Rule 15c2-12.

The Bond Order authorizing the issuance of the Bonds will also approve the form and content of this Official Statement and any addenda, supplement or amendment thereto and will authorize its further use in the re-offering of the Bonds by the Underwriters. The Board will approve the Official Statement for distribution in accordance with the provisions of the Rule.

/s/

President, Board of Trustees

ATTEST:

/s/

Secretary, Board of Trustees

APPENDIX A
FINANCIAL INFORMATION OF THE DISTRICT

BLACKWELL CONSOLIDATED INDEPENDENT SCHOOL DISTRICT

Financial Information

ASSESSED VALUATION ⁽¹⁾

2024/25 Total Valuation.....	\$ 1,231,269,319
Less Exemptions & Deductions ⁽²⁾ :	
State Homestead Exemption	\$ 22,616,985
State Over-65 Exemption	766,650
Disabled Homestead Exemption Loss	935,910
Veterans Exemption Loss	89,240
Surviving Spouse 100% Veteran Exemption Loss	52,915
Pollution Control Exemption Loss	8,098,675
Prorations & Other Partial Exemptions	1,238,110
Productivity Loss	442,957,731
Homestead Cap Loss	3,496,842
Non-Homestead (23.231) Cap Loss	7,124,900
	<u>\$ 487,377,958</u>
2024/25 Certified Net Taxable Valuation	\$ 743,891,361

(1) Source: Certified Values from the Nolan, Coke, and Taylor Central Appraisal Districts as of August 2024. The passage of a Texas constitutional amendment on November 7, 2023 increased the homestead exemption from \$40,000 to \$100,000. See "AD VALOREM TAX PROCEDURES -- Residential Homestead Exemptions" in this Official Statement.
 (2) Excludes the values on which property taxes are frozen for persons 65 years of age or older and disabled taxpayers which totaled \$3,274,723 in 2023/24.

VOTED GENERAL OBLIGATION DEBT

Unlimited Tax Bonds Outstanding	\$ 5,965,000
Plus: The Bonds ⁽¹⁾	<u>5,000,000</u>
Total Unlimited Tax Bonds ⁽¹⁾	\$ 10,965,000
Less: Estimated Interest & Sinking Fund Balance (As of August 31, 2024) ⁽²⁾	<u>(759,083)</u>
Net General Obligation Debt	\$ 10,205,917
Ratio of Net G.O. Debt to Net Taxable Valuation ⁽³⁾	1.37%
2024 Population Estimate ⁽⁴⁾	1,049
Per Capita Net Taxable Valuation	\$709,143
Per Capita Net G.O. Debt	\$9,729

(1) Preliminary, subject to change.
 (2) Source: Blackwell CISD Estimate.
 (3) See "CURRENT PUBLIC SCHOOL FINANCE SYSTEM" in this Official Statement and "DEBT SERVICE REQUIREMENTS" in this appendix and see the "Audited Financial Report Fiscal Year Ended August 31, 2023" in Appendix D for more information relative to the District's outstanding obligations.
 (4) Source: Municipal Advisory Council of Texas.

PROPERTY TAX RATES AND COLLECTIONS

Fiscal Year	Net Taxable		% Collections ⁽⁶⁾	
	Valuation	Tax Rate	Current ⁽⁷⁾	Total ⁽⁷⁾
2006/07	\$ 238,163,741 ⁽¹⁾	\$ 1.4700 ⁽⁸⁾	98.88%	99.49%
2007/08	844,162,810 ⁽¹⁾	1.1355 ⁽⁸⁾	99.86%	100.27%
2008/09	892,387,290 ⁽¹⁾	1.1086	99.33%	99.45%
2009/10	677,968,061 ⁽¹⁾	1.0996	99.56%	100.80%
2010/11	275,100,947 ⁽¹⁾	1.1062	99.05%	99.78%
2011/12	1,143,083,945 ⁽¹⁾	1.1172	98.81%	99.45%
2012/13	1,163,620,910 ⁽¹⁾	1.1172	99.02%	100.38%
2013/14	1,063,143,648 ⁽¹⁾	1.1190	98.89%	100.05%
2014/15	1,013,251,097 ⁽¹⁾	1.1290	99.17%	100.18%
2015/16	910,066,457 ⁽¹⁾⁽²⁾	1.1290	99.24%	99.86%
2016/17	752,149,533 ⁽¹⁾⁽²⁾	1.1490	98.95%	99.25%
2017/18	651,049,689 ⁽¹⁾⁽²⁾	1.1720	99.10%	100.11%
2018/19	849,709,434 ⁽¹⁾⁽²⁾	1.1400	99.08%	99.84%
2019/20	733,104,850 ⁽¹⁾⁽²⁾	1.0850 ⁽⁹⁾	98.58%	99.18%
2020/21	796,595,028 ⁽¹⁾⁽²⁾	1.0319	99.60%	100.43%
2021/22	828,539,603 ⁽¹⁾⁽²⁾	0.9279	99.35%	99.64%
2022/23	803,702,230 ⁽¹⁾⁽³⁾	0.9279	99.07%	99.86%
2023/24	785,448,691 ⁽¹⁾⁽⁴⁾	0.9930	98.00% ⁽¹⁰⁾	98.00% ⁽¹⁰⁾
2024/25	743,891,361 ⁽⁴⁾⁽⁵⁾		(In Process of Collection)	

(1) Source: Comptroller of Public Accounts - Property Tax Division.
 (2) The passage of a Texas constitutional amendment on November 3, 2015 increased the homestead exemption from \$15,000 to \$25,000.
 (3) The passage of a Texas constitutional amendment on May 7, 2022 increased the homestead exemption from \$25,000 to \$40,000.
 (4) The passage of a Texas constitutional amendment on November 7, 2023 increased the homestead exemption from \$40,000 to \$100,000.
 (5) Source: Certified Values from the Nolan, Coke, and Taylor Central Appraisal Districts as of August 2024.
 (6) Source: Blackwell CISD Audited Financial Statements.
 (7) Excludes penalties and interest.
 (8) The declines in the District's Maintenance & Operation Tax for the 2006/07 and 2007/08 fiscal years are a function of House Bill 1 adopted by the Texas Legislature in May 2006. See "STATE AND LOCAL FUNDING OF SCHOOL DISTRICTS IN TEXAS" and "CURRENT PUBLIC SCHOOL FINANCE SYSTEM" in this Official Statement.
 (9) The decline in the District's Maintenance & Operation Tax from the 2018/19 fiscal year to the 2019/20 fiscal year is a function of House Bill 3 adopted by the Texas Legislature in June 2019. See "STATE AND LOCAL FUNDING OF SCHOOL DISTRICTS IN TEXAS" and "CURRENT PUBLIC SCHOOL FINANCE SYSTEM" in this Official Statement.
 (10) Source: Blackwell CISD Estimate.

TAX RATE DISTRIBUTION

	2019/20	2020/21	2021/22	2022/23	2023/24
Maintenance & Operations ⁽¹⁾	\$0.9700	\$0.9279	\$0.9279	\$0.9279	\$0.7380
Debt Service	\$0.1150	\$0.1040	\$0.0000	\$0.0000	\$0.2550
Total Tax Rate	\$1.0850	\$1.0319	\$0.9279	\$0.9279	\$0.9930

(1) The decline in the District's Maintenance & Operations Tax from the 2019/20 fiscal year to the 2023/24 fiscal year is a function of House Bill 3 adopted by the Texas Legislature in June 2019.

VALUATION AND FUNDED DEBT HISTORY

Fiscal Year	Net Taxable Valuation	Bond Debt Outstanding ⁽¹⁾	Ratio Debt to A.V. ⁽²⁾
2006/07	\$ 238,163,741	\$ 9,200,000	3.86%
2007/08	844,162,810	8,830,000	1.05%
2008/09	892,387,290	8,300,000	0.93%
2009/10	677,968,061	7,750,000	1.14%
2010/11	275,100,947	7,180,000	2.61%
2011/12	1,143,083,945	6,585,000	0.58%
2012/13	1,163,620,910	5,965,000	0.51%
2013/14	1,063,143,648	5,320,000	0.50%
2014/15	1,013,251,097	4,530,000	0.45%
2015/16	910,066,457	3,830,000	0.42%
2016/17	752,149,533	3,110,000	0.41%
2017/18	651,049,689	2,375,000	0.36%
2018/19	849,709,434	1,610,000	0.19%
2019/20	733,104,850	820,000	0.11%
2020/21	796,595,028	-	0.00%
2021/22	828,539,603	-	0.00%
2022/23	803,702,230	6,945,000	0.86%
2023/24	785,448,691	5,965,000	0.76%
2024/25	743,891,361 ⁽³⁾	9,270,000 ⁽⁴⁾	1.25%

(1) At Fiscal Year End.

(2) See "CURRENT PUBLIC SCHOOL FINANCE SYSTEM" in this Official Statement, "DEBT SERVICE REQUIREMENTS" and "OTHER OBLIGATIONS" in this Appendix and see the "Audited Financial Report Fiscal Year Ended August 31, 2023" in Appendix D for more information.

(3) Source: Certified Values from the Nolan, Coke, and Taylor Central Appraisal Districts as of August 2024.

(4) Includes the Bonds. Preliminary, subject to change.

ESTIMATED OVERLAPPING DEBT STATEMENT

Taxing Body	Amount	Percent Overlapping	Amount Overlapping
Coke County	\$ -	2.96%	\$ -
Nolan County	6,252,000	21.54%	1,346,681
Nolan County Hospital District	17,541,691	21.54%	3,778,480
Taylor County	48,460,000	0.38%	184,148
Total Overlapping Debt ⁽¹⁾			\$ 5,309,309
Blackwell Consolidated Independent School District ⁽²⁾			10,205,917
Total Direct & Overlapping Debt ⁽²⁾			\$ 15,515,226
Ratio of Net Direct & Overlapping Debt to Net Taxable Valuation		2.09%	
Per Capita Direct & Overlapping Debt		\$14,790	

(1) Equals gross debt less self-supporting debt.

(2) Includes the Bonds. Preliminary, subject to change.

Source: Municipal Advisory Council of Texas. The District has not independently verified the accuracy or completeness of such information (except for the amounts relating to the District), and no person should rely upon such information as being accurate or complete.

PRINCIPAL TAXPAYERS ⁽¹⁾**2024/25 Top Ten Taxpayers**

Name of Taxpayer	Type of Business	Taxable Value	% of Net Valuation
Horse Hollow 3 LLC	Wind Farm/Turbines	\$ 77,067,960	10.36%
Horse Hollow 2 LLC	Wind Farm/Turbines	60,309,871	8.11%
Atmos Energy/Mid-Tex Pipeline	Oil & Gas Pipeline	58,718,781	7.89%
Grand Prix Pipeline LLC	Oil & Gas Pipeline	44,009,221	5.92%
Buffalo Gap Wind LLC (Phase 2)	Wind Farm/Turbines	31,817,420	4.28%
226HC 8ME-Holstein Solar	Solar Energy Plant	30,000,000	4.03%
Sweetwater Wind 3 LLC	Wind Farm/Turbines	29,327,630	3.94%
Buffalo Gap Wind LLC (Phase 3)	Wind Farm/Turbines	27,798,370	3.74%
Oncor Electric Delivery Co.	Electric Utility	27,263,830	3.67%
Horse Hollow Wind I LLC	Wind Farm/Turbines	25,523,459	3.43%
		<u>\$ 411,836,542</u>	<u>55.36%</u>

2023/24 Top Ten Taxpayers

Name of Taxpayer	Type of Business	Taxable Value	% of Net Valuation
Horse Hollow 3 LLC	Wind Farm/Turbines	\$ 83,994,430	10.69%
Horse Hollow 2 LLC	Wind Farm/Turbines	65,914,412	8.39%
Atmos Energy/Mid-Tex Pipeline	Oil & Gas Pipeline	58,910,110	7.50%
Grand Prix Pipeline LLC	Oil & Gas Pipeline	34,443,369	4.39%
Buffalo Gap Wind LLC (Phase 2)	Wind Farm/Turbines	32,146,000	4.09%
Sweetwater Wind 3 LLC	Wind Farm/Turbines	30,798,440	3.92%
226HC 8ME-Holstein Solar	Solar Energy Plant	30,000,000	3.82%
Oncor Electric Delivery Co.	Electric Utility	28,550,050	3.63%
Buffalo Gap Wind LLC (Phase 3)	Wind Farm/Turbines	28,191,900	3.59%
Horse Hollow Wind I LLC	Wind Farm/Turbines	28,014,779	3.57%
		<u>\$ 420,963,490</u>	<u>53.60%</u>

2022/23 Top Ten Taxpayers

Name of Taxpayer	Type of Business	Taxable Value	% of Net Valuation
Horse Hollow 3 LLC	Wind Farm/Turbines	\$ 90,467,380	11.26%
Horse Hollow 2 LLC	Wind Farm/Turbines	70,663,359	8.79%
Atmos Energy/Mid-Tex Pipeline	Oil & Gas Pipeline	38,762,389	4.82%
Buffalo Gap Wind LLC (Phase 2)	Wind Farm/Turbines	33,818,000	4.21%
Sweetwater Wind 3 LLC	Wind Farm/Turbines	32,167,700	4.00%
Buffalo Gap Wind LLC (Phase 3)	Wind Farm/Turbines	30,634,304	3.81%
Oncor Electric Delivery Co.	Electric Utility	30,099,310	3.75%
226HC 8ME-Holstein Solar	Solar Energy Plant	30,000,000	3.73%
Horse Hollow Wind I LLC	Wind Farm/Turbines	27,835,709	3.46%
Grand Prix Pipeline LLC	Oil & Gas Pipeline	26,816,930	3.34%
		<u>\$ 411,265,081</u>	<u>51.17%</u>

(1) Source: Comptroller of Public Accounts - Property Tax Division and the Nolan, Coke, and Taylor Central Appraisal Districts.

As shown in the table above, the total combined top ten taxpayers in the District currently account for over 55% of the District's tax base. In addition, the top two taxpayers in the District (as subsidiaries or affiliates of the same entity) currently account for over 18% of the District's tax base, thereby creating a concentration risk for the District. Any adverse development related to Horse Hollow LLC or its subsidiaries ("Horse Hollow") affecting its ability to continue to conduct business at its locations within the District's boundaries may result in significantly less local tax revenue, thereby severely affecting the District's finances and its ability to repay its outstanding indebtedness. See "THE PROPERTY TAX CODE AS APPLIED TO THE DISTRICT". The valuation of windmills, wind farms, and power utilities within the State, as determined by respective appraisal districts, have been subject to litigation related to the taxable value of such property; private power generation facilities are also subject to transfer and sole ownership by another entity, including to local governments whose property is exempt from ad valorem taxation. In addition, a portion of the District's assessed valuation is comprised of industries related to oil and gas, which are subject to fluctuation in terms of market valuation and availability. Accordingly, the District makes no representation regarding the continued valuation of any of the property listed in the above table or the generation of future tax revenues therefrom. If any major taxpayer (or a combination of taxpayers) were to default in the payment of taxes due to economic conditions resulting difficulty, the ability of the District to timely pay debt service on the Bonds will be dependent on its ability to enforce and liquidate its tax lien (which, in the event of bankruptcy, certain laws may preclude until the automatic stay is lifted). Such process is time-consuming and can only occur annually; in the alternative, the District may sell tax anticipation notes until such amounts could be collected, if ever.

CLASSIFICATION OF ASSESSED VALUATION BY USE CATEGORY

Category	2024/25 ⁽¹⁾	% of Total	2023/24 ⁽²⁾	% of Total	2022/23 ⁽²⁾	% of Total
Real, Residential, Single-Family	\$ 23,801,352	1.93%	\$ 23,739,292	2.02%	\$ 21,203,800	1.88%
Real, Vacant Lots/Tracts	449,120	0.04%	465,522	0.04%	563,062	0.05%
Real, Qualified Land & Improvements	472,213,640	38.35%	374,466,250	31.83%	332,832,663	29.47%
Real, Non-Qualified Land & Improvements	49,066,268	3.99%	57,123,549	4.86%	47,277,671	4.19%
Real, Commercial	2,619,900	0.21%	2,545,227	0.22%	1,896,500	0.17%
Real, Industrial	438,865,059	35.64%	485,072,857	41.23%	530,290,086	46.96%
Oil & Gas	29,256,306	2.38%	26,333,853	2.24%	27,908,789	2.47%
Utilities	204,005,569	16.57%	195,249,279	16.60%	157,013,404	13.90%
Tangible Personal, Commercial	1,306,264	0.11%	927,087	0.08%	1,230,635	0.11%
Tangible Personal, Industrial	2,146,302	0.17%	3,151,869	0.27%	2,243,855	0.20%
Tangible Personal, Mobile Homes & Other	7,539,539	0.61%	7,354,469	0.63%	6,884,081	0.61%
Total Appraised Value	\$ 1,231,269,319	100.00%	\$ 1,176,429,254	100.00%	\$ 1,129,344,546	100.00%
Less:						
Homestead Cap Adjustment	\$ 3,496,842		\$ 4,300,301		\$ 4,811,831	
Non-Homestead (23.231) Cap Adjustment	7,124,900		-		-	
Productivity Loss	442,957,731		355,833,494		306,207,132	
Exemptions	33,798,485 ⁽³⁾		30,846,768 ⁽³⁾		14,623,353 ⁽⁴⁾	
Total Exemptions/Deductions ⁽⁶⁾	<u>\$ 487,377,958</u>		<u>\$ 390,980,563</u>		<u>\$ 325,642,316</u>	
Net Taxable Assessed Valuation	\$ 743,891,361		\$ 785,448,691		\$ 803,702,230	

Category	2021/22 ⁽²⁾	% of Total	2020/21 ⁽²⁾	% of Total	2019/20 ⁽²⁾	% of Total
Real, Residential, Single-Family	\$ 18,830,139	1.67%	\$ 15,660,278	1.41%	\$ 15,935,770	1.50%
Real, Vacant Lots/Tracts	458,996	0.04%	296,538	0.03%	233,153	0.02%
Real, Qualified Land & Improvements	309,389,908	27.51%	329,340,623	29.65%	346,842,871	32.61%
Real, Non-Qualified Land & Improvements	37,884,231	3.37%	31,564,451	2.84%	30,982,377	2.91%
Real, Commercial	1,752,373	0.16%	1,093,543	0.10%	1,104,728	0.10%
Real, Industrial	608,665,012	54.12%	575,335,313	51.80%	542,998,356	51.06%
Oil & Gas	14,881,144	1.32%	22,283,313	2.01%	26,809,340	2.52%
Utilities	121,863,539	10.83%	124,507,977	11.21%	90,290,049	8.49%
Tangible Personal, Commercial	2,715,924	0.24%	2,781,671	0.25%	1,242,779	0.12%
Tangible Personal, Industrial	3,117,506	0.28%	2,785,242	0.25%	2,351,360	0.22%
Tangible Personal, Mobile Homes & Other	5,190,779	0.46%	4,961,857	0.45%	4,733,882	0.45%
Total Appraised Value	\$ 1,124,749,551	100.00%	\$ 1,110,610,806	100.00%	\$ 1,063,524,665	100.00%
Less:						
Homestead Cap Adjustment	\$ 2,504,202		\$ 1,497,608		\$ 2,082,424	
Non-Homestead (23.231) Cap Adjustment	-		-		-	
Productivity Loss	284,113,751		302,166,276		318,285,302	
Exemptions	9,591,995 ⁽⁵⁾		10,351,894 ⁽⁵⁾		10,052,089 ⁽⁵⁾	
Total Exemptions/Deductions ⁽⁶⁾	<u>\$ 296,209,948</u>		<u>\$ 314,015,778</u>		<u>\$ 330,419,815</u>	
Net Taxable Assessed Valuation	\$ 828,539,603		\$ 796,595,028		\$ 733,104,850	

(1) Source: Certified Values from the Nolan, Coke, and Taylor Central Appraisal Districts as of August 2024.

(2) Source: Comptroller of Public Accounts - Property Tax Division.

(3) The passage of a Texas constitutional amendment on November 7, 2023 increased the homestead exemption from \$40,000 to \$100,000.

(4) The passage of a Texas constitutional amendment on May 7, 2022 increased the homestead exemption from \$25,000 to \$40,000.

(5) The passage of a Texas constitutional amendment on November 3, 2015 increased the homestead exemption from \$15,000 to \$25,000.

(6) Excludes values on which property taxes are frozen for persons 65 years of age or older and disabled taxpayers.

PRINCIPAL REPAYMENT SCHEDULE

Fiscal Year	Outstanding	Plus:		Bonds	Percent of
Ending 8/31	Bonds	The	Total ⁽¹⁾	Unpaid	Principal
		Bonds ⁽¹⁾		At Year End ⁽¹⁾	Retired
2025	\$ 1,075,000.00	\$ 620,000.00	\$ 1,695,000.00	\$ 9,270,000.00	15.46%
2026	925,000.00	335,000.00	1,260,000.00	8,010,000.00	26.95%
2027	780,000.00	430,000.00	1,210,000.00	6,800,000.00	37.98%
2028	555,000.00	585,000.00	1,140,000.00	5,660,000.00	48.38%
2029	520,000.00	560,000.00	1,080,000.00	4,580,000.00	58.23%
2030	505,000.00	510,000.00	1,015,000.00	3,565,000.00	67.49%
2031	510,000.00	165,000.00	675,000.00	2,890,000.00	73.64%
2032	535,000.00	120,000.00	655,000.00	2,235,000.00	79.62%
2033	560,000.00	85,000.00	645,000.00	1,590,000.00	85.50%
2034	-	420,000.00	420,000.00	1,170,000.00	89.33%
2035	-	405,000.00	405,000.00	765,000.00	93.02%
2036	-	390,000.00	390,000.00	375,000.00	96.58%
2037	-	375,000.00	375,000.00	-	100.00%
Total	<u>\$ 5,965,000.00</u>	<u>\$ 5,000,000.00</u>	<u>\$ 10,965,000.00</u>		

(1) Preliminary, subject to change.

DEBT SERVICE REQUIREMENTS

Fiscal Year Ending 8/31	Outstanding Debt Service	Plus: The Bonds ⁽¹⁾			Combined Total ⁽¹⁾⁽²⁾
		Principal	Interest	Total	
2025	\$ 1,320,075.00	\$ 620,000.00	\$ 198,312.50	\$ 818,312.50	\$ 2,138,387.50
2026	1,120,075.00	335,000.00	193,875.00	528,875.00	1,648,950.00
2027	932,450.00	430,000.00	174,750.00	604,750.00	1,537,200.00
2028	674,075.00	585,000.00	149,375.00	734,375.00	1,408,450.00
2029	614,800.00	560,000.00	120,750.00	680,750.00	1,295,550.00
2030	579,300.00	510,000.00	94,000.00	604,000.00	1,183,300.00
2031	564,000.00	165,000.00	77,125.00	242,125.00	806,125.00
2032	568,100.00	120,000.00	70,000.00	190,000.00	758,100.00
2033	571,200.00	85,000.00	65,300.00	150,300.00	721,500.00
2034	-	420,000.00	55,200.00	475,200.00	475,200.00
2035	-	405,000.00	38,700.00	443,700.00	443,700.00
2036	-	390,000.00	22,800.00	412,800.00	412,800.00
2037	-	375,000.00	7,500.00	382,500.00	382,500.00
	<u>\$ 6,944,075.00</u>	<u>\$ 5,000,000.00</u>	<u>\$ 1,267,687.50</u>	<u>\$ 6,267,687.50</u>	<u>\$ 13,211,762.50</u>

(1) Preliminary, subject to change.

(2) Based on it's wealth per student, the District does not expect to receive state financial assistance for the payment of debt service for the fiscal year 2023/24. The amount of state financial assistance for debt service, if any, may differ substantially each year depending on a variety of factors, including the amount, if any, appropriated for that purpose by the state legislature and a school district's wealth per student. See "CURRENT PUBLIC SCHOOL FINANCE SYSTEM" in this Official Statement.

TAX ADEQUACY WITH RESPECT TO THE DISTRICT'S BONDS

Projected Maximum Debt Service Requirement ⁽¹⁾	\$ 2,138,387.50
Projected State Financial Assistance for Hold Harmless of Increased Homestead Exemption ⁽²⁾	15,000.00
Projected Net Debt Service Requirement ⁽¹⁾⁽²⁾	<u>\$ 2,123,387.50</u>
 \$0.29127 Tax Rate @ 98% Collections Produces	 \$ 2,123,387.50
 2024/25 Certified Net Taxable Assessed Valuation ⁽³⁾	 \$ 743,891,361

(1) Includes the Bonds. Preliminary, subject to change.

(2) The amount of state financial assistance for debt service, if any, may differ substantially each year depending on a variety of factors, including the amount, if any, appropriated for that purpose by the state legislature and a school district's wealth per student. See "CURRENT PUBLIC SCHOOL FINANCE SYSTEM" in this Official Statement.

(3) Source: Certified Values from the Nolan, Coke, and Taylor Central Appraisal Districts as of August 2024.

AUTHORIZED BUT UNISSUED BONDS

Following the issuance of the Bonds, the District will have \$2,900,000 (preliminary, subject to change) of authorized but unissued unlimited ad valorem tax bonds from the November 8, 2022 bond election. The District may incur other financial obligations payable from its collection of taxes and other sources of revenue, including maintenance tax notes payable from its collection of maintenance taxes, public property finance contractual obligations, delinquent tax notes, and leases for various purposes payable from State appropriations and surplus maintenance taxes.

COMPARATIVE STATEMENT OF GENERAL FUND REVENUES AND EXPENDITURES ⁽¹⁾

	Fiscal Year Ended August 31				
	2019	2020	2021	2022	2023
Beginning Fund Balance	\$ 1,687,988	\$ 4,940,333	\$ 3,677,275	\$ 5,372,919	\$ 8,479,775
Revenues:					
Local and Intermediate Sources	\$ 5,543,677	\$ 4,032,188	\$ 7,420,652	\$ 7,094,318	\$ 6,844,360
State Sources	5,266,352	3,743,115	3,420,318	4,887,306 ⁽²⁾	4,086,616
Total Revenues	\$ 10,810,029	\$ 7,775,303	\$ 10,840,970	\$ 11,981,624	\$ 10,930,976
Expenditures:					
Instruction	\$ 1,700,374	\$ 1,703,289	\$ 1,838,809	\$ 1,979,497	\$ 1,873,770
Instructional Resources & Media Services	51,092	48,733	53,766	60,241	31,091
Curriculum & Instructional Staff Development	8,667	6,134	5,722	31,349	9,000
Instructional Leadership	12,684	11,214	11,521	11,803	11,905
School Leadership	254,500	253,604	276,418	248,274	275,435
Guidance, Counseling & Evaluation Services	29,740	25,892	28,287	41,149	42,312
Health Services	64,297	66,748	66,688	85,409	77,110
Student (Pupil) Transportation	138,055	126,845	141,717	178,626	172,638
Cocurricular/Extracurricular Activities	259,090	208,046	247,932	313,383	351,779
General Administration	483,325	432,185	425,168	640,614	530,628
Plant Maintenance and Operations	615,531	671,803	673,656	883,731	532,189
Security and Monitoring Services	1,465	17,885	10,875	9,335	8,485
Data Processing Services	21,843	23,557	25,408	25,408	25,765
Capital Outlay	-	-	-	-	6,360
Contracted Instructional Services Between Schools	2,874,228	4,949,564	5,097,269	4,088,677	4,475,686
Payments to Fiscal Agent/Member Districts of SSA	34,243	46,173	44,520	45,353	42,429
Other Intergovernmental Charges	288,007	46,689	47,109	81,740	80,831
Total Expenditures	\$ 6,837,141	\$ 8,638,361	\$ 8,994,865	\$ 8,724,589	\$ 8,547,413
Excess (Deficiency) of Revenues					
over Expenditures	\$ 3,972,888	\$ (863,058)	\$ 1,846,105	\$ 3,257,035	\$ 2,383,563
Other Resources and (Uses):					
Sale of Real and Personal Property	\$ 1,000	\$ -	\$ -	\$ -	\$ -
Operating Transfers Out	(721,543)	(400,000)	(150,461)	(150,179)	(204,382)
Total Other Resources (Uses)	\$ (720,543)	\$ (400,000)	\$ (150,461)	\$ (150,179)	\$ (204,382)
Excess (Deficiency) of					
Revenues and Other Sources					
over Expenditures and Other Uses	\$ 3,252,345	\$ (1,263,058)	\$ 1,695,644	\$ 3,106,856	\$ 2,179,181
Ending Fund Balance ⁽³⁾	\$ 4,940,333	\$ 3,677,275	\$ 5,372,919	\$ 8,479,775 ⁽²⁾	\$ 10,658,956

(1) See "MANAGEMENT'S DISCUSSION AND ANALYSIS" in Appendix D and "CURRENT PUBLIC SCHOOL FINANCE SYSTEM" in this Official Statement.

(2) In fiscal year ending 2022, the District received approximately \$4.3mm from the State for "Maintenance of Effort and Equity for Federal Money Related to the COVID 19 pandemic." Clearly, this funding improved the FYE 2022 financials substantially and led to a significant increase in the General Fund Balance. The District has invested this money and does not intend to spend it in the near term, in order to let the State funding programs "settle up" over a period of time, which can include surprise negatives in addition to this surprise positive.

(3) The District anticipates the General Fund balance as of August 31, 2024 to be approximately \$9,650,000.

CHANGE IN NET ASSETS ⁽¹⁾

	Fiscal Year Ended August 31				
	2019	2020	2021	2022	2023
Revenues:					
Program Revenues:					
Charges for Services	\$ 51,812	\$ 40,309	\$ 39,955	\$ 54,017	\$ 70,482
Operating Grants and Contributions	333,541	311,024	33,855	(16,960)	127,694
General Revenues:					
Property Taxes Levied for General Purposes	5,046,787	3,952,125	7,269,080	6,378,881	6,276,983
Property Taxes Levied for Debt Service	410,528	469,605	817,251	1,114	1,233
State Aid - Formula Grants	5,237,966	3,584,934	3,422,448	4,716,381	3,911,975
Investment Earnings	75,308	64,356	14,613	50,034	688,219
Miscellaneous	287,555	45,628	165,033	691,265	28,788
Gain (Loss) on Disposal of Property	70	-	-	-	-
	<u>\$ 11,443,567</u>	<u>\$ 8,467,981</u>	<u>\$ 11,762,235</u>	<u>\$ 11,874,732</u>	<u>\$ 11,105,374</u>
Expenses:					
Instruction	\$ 2,242,868	\$ 2,276,792	\$ 2,249,949	\$ 2,192,570	\$ 1,981,424
Instruction Resources & Media Services	51,318	48,733	53,766	60,241	31,077
Curriculum & Staff Development	8,667	6,134	5,722	31,349	9,000
Instructional Leadership	12,684	11,214	11,521	11,803	11,905
School Leadership	280,759	281,246	282,040	222,314	261,278
Guidance, Counseling & Evaluation Services	30,174	25,961	28,784	37,180	40,529
Health Services	68,115	72,808	68,037	76,841	73,069
Student Transportation	230,159	202,997	201,889	212,614	(377,072)
Food Services	194,825	212,365	193,903	205,777	207,583
Cocurricular/Extracurricular Activities	452,816	400,563	364,158	421,707	(452,313)
General Administration	516,798	467,532	431,022	610,721	517,250
Plant Maintenance & Operations	572,890	744,765	694,873	637,193	404,103
Security and Monitoring Services	1,465	17,885	10,875	9,335	8,485
Data Processing Services	21,843	23,557	25,408	25,408	25,765
Debt Service - Interest on Long-term Debt	28,522	868	14,962	-	136,794
Debt Service - Bond Issuance Costs and Fees	175	350	-	-	90,001
Capital Outlay	-	-	-	-	2,109,574
Contracted Instructional Services Between Schools	2,874,228	4,949,564	5,097,269	4,088,677	4,475,686
Payments for Shared Service Arrangements	34,243	46,173	44,520	45,353	42,429
Other Intergovernmental Charges	310,485	46,689	47,109	81,740	80,831
Total Expenditures	<u>\$ 7,933,034</u>	<u>\$ 9,836,196</u>	<u>\$ 9,825,807</u>	<u>\$ 8,970,823</u>	<u>\$ 9,677,398</u>
Change in Net Assets	\$ 3,510,533	\$ (1,368,215)	\$ 1,936,428	\$ 2,903,909	\$ 1,427,976
Beginning Net Assets	\$ 14,605,839	\$ 18,116,372	\$ 16,748,157	\$ 18,684,585	\$ 21,588,494
Ending Net Assets	<u>\$ 18,116,372</u>	<u>\$ 16,748,157</u>	<u>\$ 18,684,585</u>	<u>\$ 21,588,494</u>	<u>\$ 23,016,470</u>

(1) The foregoing information represents government-wide financial information provided in accordance with GASB 34, which the District adopted in the 2002 fiscal year.

APPENDIX B

**GENERAL INFORMATION REGARDING THE DISTRICT
AND ITS ECONOMY**

BLACKWELL CONSOLIDATED INDEPENDENT SCHOOL DISTRICT

General and Economic Information

Blackwell Consolidated Independent School District (the "District") is a ranching, manufacturing and mineral producing area that includes the City of Blackwell. The District is primarily located in the southeast section of Nolan County, with portions extending into Coke and Taylor Counties. The District's current estimated population is approximately 1,049.

Nolan County (the "County") is a northwest Texas county created in 1876 from the Bexar and Young Districts. Nolan is traversed by IH-20, as well as State Highways 70 and 153, and U.S. Route 84. The county seat is Sweetwater.

Sources: Texas Municipal Advisory Council Report for Blackwell CISD

Enrollment Statistics

<u>Year Ending</u>	<u>Enrollment</u>
2015	134
2016	132
2017	146
2018	159
2019	152
2020	163
2021	166
2022	161
2023	152
2024	170
Current	183

District Staff

Teachers	20
Teachers' Aides & Secretaries	7
Auxiliary Personnel	9
Administrators	3
Other	1
Total	<u>40</u>

Facilities

<u>Campus</u>	<u>Grades</u>	<u>Current Enrollment</u>	<u>Capacity</u>	<u>Year Built</u>	<u>Year of Addition / Renovation</u>
Elementary School	PK – 6 th	100	160	2009	N/A
Jr High/High School	7 th – 12 th	83	160	2009	N/A

Leading Employers in the District

<u>Employer</u>	<u>Type of Business</u>	<u>Approximate Number of Employees</u>
Blackwell CISD	Education	183

Unemployment Rates

	<u>July 2022</u>	<u>July 2023</u>	<u>July 2024</u>
Nolan County	3.9%	3.7%	3.7%
State of Texas	4.1%	4.2%	4.4%

Source: Texas Workforce Commission

APPENDIX C

FORM OF LEGAL OPINION OF CO-BOND COUNSEL

HAYNES AND BOONE, LLP
1221 McKinney Street, Suite 4000
Houston, Texas 77010

POWELL LAW GROUP, LLP
108 Wild Basin Road, Suite 100
Austin, Texas 78746

_____, 2024

WE HAVE ACTED as Co-Bond Counsel for BLACKWELL CONSOLIDATED INDEPENDENT SCHOOL DISTRICT (the “*District*”), in connection with the issuance of bonds (the “*Bonds*”) described as follows:

BLACKWELL CONSOLIDATED INDEPENDENT SCHOOL DISTRICT UNLIMITED TAX SCHOOL BUILDING BONDS, SERIES 2024, dated _____, 2024, in the principal amount of \$_____ and maturing on February 15 in the years ____ through ____, inclusive, and in the years ____ and _____. The Bonds are issuable in fully-registered form only, in denominations of \$5,000 of the principal amount or integral multiples thereof, bear interest, are subject to redemption prior to maturity, and may be transferred and exchanged as set out in the Bonds and in the bond order (the “*Order*”) adopted by the Board of Trustees of the District authorizing their issuance. Capitalized terms used herein and not otherwise defined shall have the meanings so assigned in the Order.

WE HAVE ACTED as Co-Bond Counsel for the sole purpose of rendering an opinion (the “*Opinion*”) with respect to the legality and validity of the Bonds under the Constitution and laws of the State of Texas. In such capacity, we have participated in the preparation of, and have examined, a transcript of certain certified proceedings pertaining to the issuance of the Bonds, as described in the Order. The transcript contains certified copies of certain proceedings of the District; certain certifications and representations, and other material facts within the knowledge and control of the District, upon which we rely; and certain other customary documents and instruments authorizing and relating to the issuance of the Bonds. We have also examined executed Bond No. R-1 of this issue. We have also examined such portions of the Constitution and statutes of the State of Texas as we have deemed necessary for the purposes of rendering this Opinion.

WE HAVE NOT BEEN REQUESTED to examine, and have not investigated or verified, any original proceedings, records, data, or other material, but have relied upon the transcript of certified proceedings. We have not assumed any responsibility with respect to the financial condition or capabilities of the District or the disclosure thereof in connection with the sale of the Bonds. Our role in connection with the District's Official Statement prepared for use in connection with the sale of the Bonds has been limited as described therein.

BASED UPON SUCH EXAMINATION, it is our opinion that, under existing law:

(A) The transcript of certified proceedings evidences complete legal authority for the issuance of the Bonds in full compliance with the Constitution and laws of the State of Texas presently in effect; the Bonds constitute valid and legally binding obligations of the District, enforceable in accordance with the terms and conditions thereof, except to the

extent that the rights and remedies of the owners of the Bonds may be limited by laws heretofore or hereafter enacted relating to bankruptcy, insolvency, reorganization, moratorium or other similar laws affecting the rights of creditors of political subdivisions, and the exercise of judicial discretion in appropriate cases; and the Bonds have been authorized and delivered in accordance with existing law; and

(B) The Bonds are payable, both as to principal and interest, from the receipts of an annual ad valorem tax levied, without legal limit as to rate or amount, upon taxable property located within the District, which taxes have been pledged irrevocably to pay the principal of and interest on the Bonds.

OUR OPINION IS BASED ON EXISTING LAW AS OF THE DATE HEREOF, which is subject to change. Such opinion is further based on our knowledge of facts as of the date hereof. We assume no duty to update or supplement this Opinion to reflect any facts or circumstances that may thereafter come to our attention, or to reflect any changes in any law that may thereafter occur or become effective. Moreover, this Opinion is not a guarantee of result and represents our legal judgment based upon our review of existing law that we deem relevant to such opinion and in reliance upon the representations and covenants referenced above. We express no opinion as to any matters not specifically covered hereby.

Respectfully submitted,



October 16, 2024

Blackwell Consolidated Independent School
District
610 North Alamo
Blackwell, TX 79506

Haynes and Boone, LLP
1221 McKinney Street
Suite 4000
Houston, TX 77010

SAMCO
5800 Granite Parkway, Suite 210
Plano, TX 75024

Powell Law Group, LLP
108 Wild Basin Rd., Suite 100
Austin, TX 78746

S & P Global Ratings
7400 S. Alton Court
Centennial, CO 80112

Re: \$5,000,000 Blackwell Consolidated Independent School District Unlimited Tax School Building Bonds, Series 2024

Ladies and Gentlemen:

We have acted as special tax counsel (“Special Tax Counsel”) to the Blackwell Consolidated Independent School District (the “District”) in connection with the issuance by the District of its Unlimited Tax School Building Bonds, Series 2024 in the aggregate principal amount of \$5,000,000 (the “Bonds”). The Bonds are being issued by the District for the purpose of (a) constructing, improving, acquiring and equipping school buildings, athletic facilities, and housing for teachers in the District, including necessary sites, purchasing new school buses, and acquiring or updating technology equipment in the District; and (b) paying the costs of issuance of the Bonds. The Bonds are authorized by the Bond Order adopted on September 18, 2024 by the Board of Trustees of the District (the “Bond Order”).

As Special Tax Counsel, we have reviewed the opinions of Haynes and Boone, LLP, and Powell Law Group, LLP as co-bond counsel to the District (together, “Co-Bond Counsel”), the Tax Compliance Certificate of the Issuer dated the date hereof, and other certificates of the District, the Bond Order approving the issuance of the Bonds, Bond Purchase Agreement, and such other documents, opinions and matters to the extent we deemed necessary to render the opinions set forth herein. As to the questions of fact material to our opinion, we have relied upon the certified proceedings and other certifications furnished to us without undertaking to verify the same by independent investigation. Furthermore, with respect to the validity of the Bonds, we are relying upon the opinion of Co-Bond Counsel. Our examination has been limited to the foregoing as they

exist or are in effect as of the date hereof. Our opinion is limited to the matters expressly set forth herein, and we express no opinion concerning any other matters.

In accordance with the provisions of Section 265(b) of the Code, the District has *not* designated in the Bond Order that the Bonds are considered “qualified tax-exempt obligations” for the purposes of Section 265(b)(3) of the Code. The District has certified in the Bond Order the following: (a) that during the calendar year 2023, the District (including all entities that issue obligations on behalf of the District) has not designated nor will it designate obligations which, when aggregated with the Bonds, will result in more than \$10,000,000 of “qualified tax-exempt obligations” being issued; and (b) that the District has examined its financing needs for the calendar year 2023 and reasonably anticipates that the amount of bonds, leases, loans or other obligations, together with the Bonds and any other tax-exempt obligations heretofore issued by the District (plus those of all entities that issue obligations on behalf of the District) during the calendar year 2023, when the higher of the face amount or the issue price of each such tax-exempt obligation issued for the calendar year 2023 by the District is taken into account, will not exceed \$10,000,000.

Based on our examination and the foregoing, we are of the opinion, as of the date hereof and under existing law as presently enacted and construed, as follows:

1. Interest on the Bonds is excludable from gross income for purposes of federal income tax under existing laws as enacted and construed on the date of initial delivery of the Bonds, assuming the accuracy of the certifications of the District and continuing compliance by the District with the requirements of the Internal Revenue Code of 1986, as amended. Interest on the Bonds is not an item of tax preference for purposes of individual federal alternative minimum tax. However, however, such interest is taken into account in determining the annual adjusted financial statement income of certain corporations for the purpose of computing the alternative minimum tax imposed on corporations for tax years beginning after December 31, 2022.

2. The District has *not* designated the Bonds as “qualified tax-exempt obligations” under Section 265(b)(3) of the Code and nothing has come to our attention to reach a different opinion. Therefore the interest expense of a financial institution will not be subject to allocation to the interest on the Bonds under Section 265(b).

3. The information relating to the Bonds and legal issues described in “TAX MATTERS” in the Official Statement is an accurate description of the tax laws and legal issues therein as of the date of this opinion and with respect to the Bonds, such information conforms to the Bond Order.

In rendering our opinion, we wish to advise you that:

Blackwell Consolidated Independent School District
SAMCO Capital Markets
Haynes and Boone, LLP
Powell Law Group, LLP
October 16, 2024
Page 3

(a) we express no opinion herein as to the accuracy, adequacy, or completeness of any offering material relating to the Bonds; and

(b) except as set forth above, we express no opinion regarding any other tax consequences relating to the ownership or disposition of, or the accrual or receipt of interest on, the Bonds.

Respectfully submitted,

Victoria S. Byerly
Attorney at Law
Kline Alvarado Veio, P.C.

APPENDIX D

**AUDITED FINANCIAL REPORT
FISCAL YEAR ENDED AUGUST 31, 2023**

BLACKWELL
CONSOLIDATED INDEPENDENT SCHOOL DISTRICT
NOLAN COUNTY, TEXAS
ANNUAL FINANCIAL REPORT
FOR THE YEAR ENDED AUGUST 31, 2023



**BLACKWELL CONSOLIDATED INDEPENDENT SCHOOL DISTRICT
ANNUAL FINANCIAL REPORT
FOR THE YEAR ENDED AUGUST 31, 2023**

TABLE OF CONTENTS

<u>Exhibit</u>		<u>Page</u>
	<u>FINANCIAL SECTION</u>	
	Certificate of Board	2
	Independent Auditor's Report	3
	Management's Discussion and Analysis (Required Supplementary Information)	6
	<u>Basic Financial Statements</u>	
	Government Wide Statements:	
A-1	Statement of Net Position	16
B-1	Statement of Activities	17
	Governmental Fund Financial Statements:	
C-1	Balance Sheet	18
C-2	Reconciliation of the Governmental Fund Balance Sheet to the Statement of Net Position	19
C-3	Statement of Revenues, Expenditures, and Changes in Fund Balance	20
C-4	Reconciliation of the Governmental Funds Statement of Revenues, Expenditures, and Changes in Fund Balances to the Statement of Activities	21
	Fiduciary Fund Financial Statements:	
E-1	Statement of Fiduciary Net Position	22
E-2	Statement of Changes in Fiduciary Net Position	23
	Notes to the Financial Statements	24
	<u>Required Supplementary Information</u>	
G-1	Budgetary Comparison Schedule - General Fund	63
G-2	Schedule of the District's Proportionate Share of the Net Pension Liability (TRS)	64
G-3	Schedule of the District Contributions for Pensions (TRS)	66
G-4	Schedule of the District's Proportionate Share of the Net OPEB Liability (TRS)	68
G-5	Schedule of the District OPEB Contributions (TRS)	70
	Notes to Required Supplementary Information	72
	<u>Combining and Individual Schedules</u>	
	Non-major Governmental Funds:	
H-1	Combining Balance Sheet	74
H-2	Combining Statement of Revenues, Expenditures, and Changes in Fund Balances	76
	<u>Required TEA Schedules</u>	
J-1	Schedule of Delinquent Taxes Receivable	79
J-2	Budgetary Comparison Schedule – Child Nutrition Fund	81
J-3	Budgetary Comparison Schedule – Debt Service Fund	82
J-4	Use of Funds Report – Select State Allotment Programs	83
	<u>Reports on Compliance, Internal Controls, and Federal Awards</u>	
	Report on Internal Control Over Financial Reporting and On Compliance and Other Matters Based on an Audit of Financial Statements Performed in Accordance with <i>Government Auditing Standards</i>	85
	Schedule of Findings and Responses	87
L-1	Schools First Questionnaire	88

CERTIFICATE OF BOARD

**Blackwell Consolidated
Independent School District**

Name of School District

Nolan

County


177903

County – District Number

We, the undersigned, certify that the attached annual financial reports of the above-named school district were reviewed and (check one) approved _____ disapproved for the year ended **August 31, 2023**, at a meeting of the Board of Trustees of such school district on the **15th** day of **November 2023**.



Signature of Board Secretary



Signature of Board President

If the Board of Trustees disapproved of the auditor's report, the reason(s) for disapproving it (are):
(Attach list as necessary)

James E. Rodgers and Company, P.C.

Certified Public Accountants

20 Southwest Third Street • PO Box 669 • Hamlin, Texas 79520 • Tel: 325-576-2356 • Fax: 325-576-3525

E-mail: rodgerscpa@att.net

Member of Texas Society of CPA's and American Institute of CPA's

Richard E. Rodgers CPA • Gerald L. Rodgers CPA

November 15, 2023

**Unmodified Report on Financial Statements Issued in Accordance with *Government Auditing Standards*
Accompanied by Required Supplementary Information, Supplementary Information, and Other
Information**

INDEPENDENT AUDITOR'S REPORT

**To the Board of Trustees
Blackwell Consolidated Independent School District
Blackwell, Texas 79506**

Report on the Audit of the Financial Statements

Opinions

We have audited the accompanying financial statements of the governmental activities, the aggregate discretely presented component unit, each major fund, and the aggregate remaining fund information of the Blackwell Consolidated Independent School District, as of and for the year ended August 31, 2023, and the related notes to the financial statements, which collectively comprise the Blackwell Consolidated Independent School District's basic financial statements as listed in the table of contents.

In our opinion, the financial statements referred to above present fairly, in all material respects, the respective financial position of the governmental activities, the aggregate discretely presented component unit, each major fund, and the aggregate remaining fund information of the Blackwell Consolidated Independent School District, as of August 31, 2023, and the respective changes in financial position, and, where applicable, cash flows thereof for the year then ended in accordance with accounting principles generally accepted in the United States of America.

Basis for Opinions

We conducted our audit in accordance with auditing standards generally accepted in the United States of America and the standards applicable to financial audits contained in *Government Auditing Standards*, issued by the Comptroller General of the United States. Our responsibilities under those standards are further described in the Auditor's Responsibilities for the Audit of the Financial Statements section of our report. We are required to be independent of the Blackwell Consolidated Independent School District and to meet our other ethical responsibilities, in accordance with the relevant ethical requirements relating to our audit. We believe that the audit evidence we have obtained is sufficient and appropriate to provide a basis for our audit opinions.

Responsibilities of Management for the Financial Statements

Management is responsible for the preparation and fair presentation of the financial statements in accordance with accounting principles generally accepted in the United States of America, and for the design, implementation, and maintenance of internal control relevant to the preparation and fair presentation of financial statements that are free from material misstatement, whether due to fraud or error.

James E. Rodgers and Company, P.C.

In preparing the financial statements, management is required to evaluate whether there are conditions or events, considered in the aggregate, that raise substantial doubt about the Blackwell Consolidated Independent School District's ability to continue as a going concern for twelve months beyond the financial statement date, including any currently known information that may raise substantial doubt shortly thereafter.

Auditor's Responsibilities for the Audit of the Financial Statements

Our objectives are to obtain reasonable assurance about whether the financial statements as a whole are free from material misstatement, whether due to fraud or error, and to issue an auditor's report that includes our opinions. Reasonable assurance is a high level of assurance but is not absolute assurance and therefore is not a guarantee that an audit conducted in accordance with generally accepted auditing standards and *Government Auditing Standards* will always detect a material misstatement when it exists. The risk of not detecting a material misstatement resulting from fraud is higher than for one resulting from error, as fraud may involve collusion, forgery, intentional omissions, misrepresentations, or the override of internal control. Misstatements are considered material if there is a substantial likelihood that, individually or in the aggregate, they would influence the judgment made by a reasonable user based on the financial statements.

In performing an audit in accordance with generally accepted auditing standards and *Government Auditing Standards*, we:

- Exercise professional judgment and maintain professional skepticism throughout the audit.
- Identify and assess the risks of material misstatement of the financial statements, whether due to fraud or error, and design and perform audit procedures responsive to those risks. Such procedures include examining, on a test basis, evidence regarding the amounts and disclosures in the financial statements.
- Obtain an understanding of internal control relevant to the audit in order to design audit procedures that are appropriate in the circumstances, but not for the purpose of expressing an opinion on the effectiveness of the Blackwell Consolidated Independent School District's internal control. Accordingly, no such opinion is expressed.
- Evaluate the appropriateness of accounting policies used and the reasonableness of significant accounting estimates made by management, as well as evaluate the overall presentation of the financial statements.
- Conclude whether, in our judgment, there are conditions or events, considered in the aggregate, that raise substantial doubt about the Blackwell Consolidated Independent School District's ability to continue as a going concern for a reasonable period of time.

We are required to communicate with those charged with governance regarding, among other matters, the planned scope and timing of the audit, significant audit findings, and certain internal control-related matters that we identified during the audit.

Required Supplementary Information

Accounting principles generally accepted in the United States of America require that the management's discussion and analysis and budgetary comparison information, and schedules for pension and OPEB liabilities and contributions be presented to supplement the basic financial statements. Such information is the responsibility of management and, although not a part of the basic financial statements, is required by the Governmental Accounting Standards Board who considers it to be an essential part of financial reporting for placing the basic financial statements in an appropriate operational, economic, or historical context. We have applied certain limited procedures to the required supplementary information in accordance with auditing standards generally accepted in the United States of America, which consisted of inquiries of management about the methods of preparing the information and comparing the information for consistency with management's responses to our inquiries, the basic financial statements, and other knowledge we obtained during our audit of the basic financial

James E. Rodgers and Company, P.C.

statements. We do not express an opinion or provide any assurance on the information because the limited procedures do not provide us with sufficient evidence to express an opinion or provide any assurance.

Supplementary Information

Our audit was conducted for the purpose of forming opinions on the financial statements that collectively comprise the Blackwell Consolidated Independent School District's basic financial statements. The accompanying combining and individual nonmajor fund financial statements and the required TEA schedules are presented for purposes of additional analysis and are not a required part of the basic financial statements. Such information is the responsibility of management and was derived from and relates directly to the underlying accounting and other records used to prepare the basic financial statements. The information has been subjected to the auditing procedures applied in the audit of the basic financial statements and certain additional procedures, including comparing and reconciling such information directly to the underlying accounting and other records used to prepare the basic financial statements or to the basic financial statements themselves, and other additional procedures in accordance with auditing standards generally accepted in the United States of America. In our opinion, the combining and individual nonmajor fund financial statements and the required TEA Schedules are fairly stated, in all material respects, in relation to the basic financial statements as a whole.

Other Reporting Required by *Government Auditing Standards*

In accordance with *Government Auditing Standards*, we have also issued our report dated November 15, 2023, on our consideration of the Blackwell Consolidated Independent School District's internal control over financial reporting and on our tests of its compliance with certain provisions of laws, regulations, contracts, and grant agreements and other matters. The purpose of that report is solely to describe the scope of our testing of internal control over financial reporting and compliance and the results of that testing, and not to provide an opinion on the effectiveness of the Blackwell Consolidated Independent School District's internal control over financial reporting or on compliance. That report is an integral part of an audit performed in accordance with *Government Auditing Standards* in considering Blackwell Consolidated Independent School District's internal control over financial reporting and compliance.

Respectfully submitted,



James E. Rodgers and Company, P.C.

BLACKWELL CONSOLIDATED INDEPENDENT SCHOOL DISTRICT

610 N. Alamo, PO Box 505
Blackwell, Texas 79506



Phone: 325-282-2169 * Fax: 325-282-2027

MANAGEMENT'S DISCUSSION AND ANALYSIS

In this section of the Annual Financial and Compliance Report, we, the administration of **Blackwell Consolidated Independent School District**, discuss and analyze the District's financial performance for the fiscal year ended August 31, 2023. Please read it in conjunction with the independent auditor's report and the District's Basic Financial Statements.

FINANCIAL HIGHLIGHTS

Highlights of Current Fiscal Year Finances

District's Total Net Position at the End of the Year	\$	23,016,470
Total District Revenues for the Current Fiscal Year	\$	11,105,374
Total District Expenses for the Current Fiscal Year	\$	9,677,398
Fund Balance in the General Fund at the End of Year	\$	10,658,956

Changes in the District's Finances from the Previous Fiscal Year

	Increase (Decrease)	
	\$	%
<u>Change in Net Position:</u>		
Change in the District's Total Net Position	\$ 1,427,976	6.61%
<u>Revenue Changes:</u>		
Change in the District's Total Revenues	\$ (769,358)	-6.48%
Change in the District's Property Tax Revenues	\$ (101,779)	-1.60%
Change in the District's State Aid Formula Grants	\$ (804,406)	-17.06%
Change in Operating Grants and Contributions	\$ 144,654	-852.91%
<u>Expense Changes:</u>		
Change in the District's Total Expenses	\$ 706,575	7.88%
<u>Other Information:</u>		
Change in the District's General Fund Balance	\$ 2,179,181	-25.70%
Excess (Deficit) of Actual Revenue over Budgeted Revenue	\$ 2,340,055	27.24%

USING THIS ANNUAL REPORT

This annual report consists of a series of financial statements. The government-wide financial statements include the Statement of Net Position and the Statement of Activities. These statements provide information about the activities of the District as a whole and present a longer-term view of the District's property and debt obligations and other financial matters. They reflect the flow of total economic resources in a manner similar to the financial reports of a business enterprise.

Fund financial statements report the District's operations in more detail than the government-wide statements by providing information about the District's most significant funds. For governmental activities, these statements tell how services were financed in the short term as well as what resources remain for future spending. They reflect the flow of current financial resources and supply the basis for tax levies and the appropriations budget. For proprietary activities, fund financial statements tell how goods or services of the District were sold to departments within the District or to external customers and how the sales revenues covered the expenses of the goods or services. The remaining statements, fiduciary statements, provide financial information about activities for which the District acts solely as a trustee or agent for the benefit of those outside of the District. The notes to the financial statements provide narrative explanations or additional data needed for full disclosure in the government-wide statements or the fund financial statements.

The combining statements for non-major funds contain even more information about the District's individual funds. These are not required by TEA. The sections labeled TEA Required Schedules and Federal Awards Section contain data used by monitoring or regulatory agencies for assurance that the District is using funds supplied in compliance with the terms of grants.

Reporting the District as a Whole

The Statement of Net Position and the Statement of Activities

The analysis of the District's overall financial condition and operations begins with the Statement of Net Position (Exhibit A-1). Its primary purpose is to show whether the District is better off or worse off as a result of the year's activities. The Statement of Net Position includes all the District's assets and liabilities at the end of the year while the Statement of Activities includes all the revenues and expenses generated by the District's operations during the year. These apply the accrual basis of accounting which is the basis used by private sector companies.

All of the current year's revenues and expenses are taken into account regardless of when cash is received or paid. The District's revenues are divided into those provided by outside parties who share the costs of some programs, such as tuition received from students from outside the district and grants provided by the U.S. Department of Education to assist children with disabilities from disadvantaged backgrounds (program revenues), and revenues provided by the taxpayers or by TEA in equalization funding processes (general revenues). All the District's assets are reported whether they serve the current year or future years. Liabilities are considered regardless of whether they must be paid in the current or future years.

These two statements report the District's net position and changes in that position. The District's net position (the difference between assets, deferred outflows, liabilities, and deferred inflows) provide one measure of the District's financial health, or financial position. Over time, increases or decreases in the District's net position are one indicator of whether its financial health is improving or deteriorating. To fully assess the overall health of the District, however, you should consider non-financial factors as well, such as changes in the District's average daily attendance or its property tax base and the condition of the District's facilities.

In the Statement of Net Position and the Statement of Activities, we have presented the District into two kinds of activities (governmental and business type activities).

Governmental activities—Most of the District's basic services are reported here, including instruction, counseling, extracurricular activities, food services, transportation, maintenance, community services, and general administration. Property taxes, tuition, fees, and state and federal grants finance most of these activities.

Business type activities—The District has no business type activities at present.

Reporting the District's Most Significant Funds

Fund Financial Statements

The fund financial statements begin with the Governmental Funds Balance Sheet (Exhibit C-1) and provide detailed information about the most significant funds—not the District as a whole. Laws and contracts require the District to establish some funds, such as grants received under the “Elementary and Secondary Education Act (ESEA) Title I, Part A – Improving Basic Programs” act from the U.S. Department of Education. The District's administration establishes many other funds to help it control and manage money for particular purposes (like campus activities). The District's two kinds of funds (governmental and proprietary) use different accounting approaches.

Governmental funds—Most of the District's basic services are reported in governmental funds. These funds use the modified accrual accounting (a method that measures the receipt and disbursement of cash and all other financial assets that can be readily converted to cash) and report balances that are available for future spending. The governmental fund statements provide a detailed short-term view of the District's general operations and the basic services it provides. We describe the differences between governmental activities (reported in the Statement of Net Position and the Statement of Activities) and governmental funds in a reconciliation schedule following each of the fund financial statements.

Proprietary funds—The District reports the activities for which it charges users (whether outside customers or other units of the District) in proprietary funds using the same accounting methods employed in the Statement of Net Position and the Statement of Activities. In fact, the District's enterprise funds (one category of proprietary funds which the District does not have at present) are the business-type activities reported in the government-wide statements but containing more detail and additional information, such as cash flows. The internal service funds (the other category of proprietary funds in Exhibits D-1, D-2, and D-3) report activities that provide supplies and services for the District's other programs and activities—such as the District's self-insurance programs.

The District as Trustee

Reporting the District's Fiduciary Responsibilities

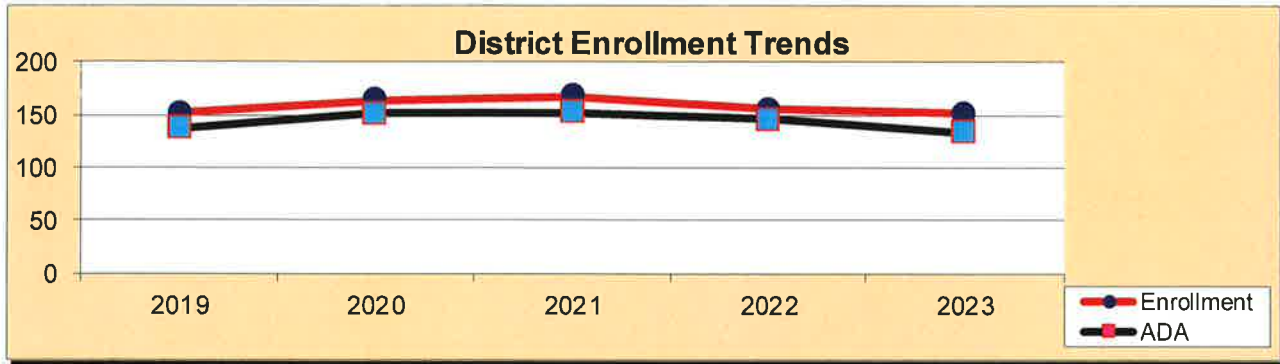
The District is the trustee, or fiduciary, for money raised by student activities and alumni scholarship programs. All of the District's fiduciary activities are reported in separate Statements of Fiduciary Net Position (Exhibit E-1). We exclude these resources from the District's other financial statements because the District cannot use these assets to finance its operations. The District is only responsible for ensuring that the assets reported in these funds are used for their intended purposes.

GOVERNMENT-WIDE FINANCIAL ANALYSIS

State funding in Texas is based upon the District’s average daily attendance, thus the District’s revenue is highly dependent on enrollment trends. The District receives additional weighted funding for students enrolled in career and technology coursework, gifted and talented, special, bilingual, and compensatory education programs. The demographics of the District and the types of coursework students pursue are continuing to evolve in the District. The following chart details the enrollment trends of the District.

ENROLLMENT TRENDS

Year	Enrollment	ADA
2019	152	137.3
2020	164	151.8
2021	168	152.4
2022	155	146.0
2023	152	133.8



The following table indicates the net position of the District at the end of the previous and current year.

	Governmental Activities		Business-Type Activities		Totals	
	2022	2023	2022	2023	2022	2023
Current and other assets	\$ 9,915,354	\$ 17,700,124	\$ -	\$ -	\$ 9,915,354	\$ 17,700,124
Capital assets	14,473,159	15,779,477	-	-	14,473,159	15,779,477
Deferred Outflows to TRS/Other/OPEB	401,206	479,456	-	-	401,206	479,456
Total assets and deferred outflows	\$ 24,789,719	\$ 33,959,057	\$ -	\$ -	\$ 24,789,719	\$ 33,959,057
Long-term liabilities	\$ -	\$ 7,210,624	\$ -	\$ -	\$ -	\$ 7,210,624
Net Pension Liability	272,453	675,244	-	-	272,453	675,244
Net OPEB Liability	731,171	450,200	-	-	731,171	450,200
Other liab & unearned revenues	1,140,985	2,552,525	-	-	1,140,985	2,552,525
Deferred Inflows Related to TRS/OPEB	1,056,616	953,745	-	-	1,056,616	953,745
Total liabilities and deferred inflows	\$ 3,201,225	\$ 11,842,338	\$ -	\$ -	\$ 3,201,225	\$ 11,842,338
Net Position:						
Net Investment in capital assets	\$ 14,473,160	\$ 8,582,923	\$ -	\$ -	\$ 14,473,160	\$ 8,582,923
Restricted	186,810	5,272,239	-	-	186,810	5,272,239
Unrestricted	6,928,524	9,161,308	-	-	6,928,524	9,161,308
Total net position	\$ 21,588,494	\$ 23,016,470	\$ -	\$ -	\$ 21,588,494	\$ 23,016,470

The following table indicates the changes in net position of the District during the previous and current year.

Table II						
BLACKWELL CONSOLIDATED INDEPENDENT SCHOOL DISTRICT						
Changes in Net Position						
	Governmental Activities		Business-Type Activities		Totals	
	2022	2023	2022	2023	2022	2023
Program Revenues:						
Charges for Services	\$ 54,017	\$ 70,482	\$ -	\$ -	\$ 54,017	\$ 70,482
Operating grants & contributions	(16,960)	127,694	-	-	(16,960)	127,694
Effect of GASB 75 Negative Accrual	-	-	-	-	-	-
General Revenues:						
Maintenance & operations taxes	6,378,881	6,276,983	-	-	6,378,881	6,276,983
Debt service taxes	1,114	1,233	-	-	1,114	1,233
State aid - formula grants	4,716,381	3,911,975	-	-	4,716,381	3,911,975
Grants and contributions not restricted to specific functions	-	-	-	-	-	-
Investment earnings	50,034	688,219	-	-	50,034	688,219
Miscellaneous Include Ed Fd Don.	691,265	28,788	-	-	691,265	28,788
Total Revenues	\$ 11,874,732	\$ 11,105,374	\$ -	\$ -	\$ 11,874,732	\$ 11,105,374
Expenses						
Instruction, curriculum & media services	\$ 2,284,160	\$ 2,021,501	\$ -	\$ -	\$ 2,284,160	\$ 2,021,501
Instructional & school leadership	234,117	273,183	-	-	234,117	273,183
Student support services	326,635	(263,474)	-	-	326,635	(263,474)
Food Services	205,777	207,583	-	-	205,777	207,583
Extracurricular activities	421,707	(452,313)	-	-	421,707	(452,313)
General administration & data processing	636,129	543,015	-	-	636,129	543,015
Plant maintenance & security	646,528	412,588	-	-	646,528	412,588
Interest on long term debt	-	226,795	-	-	-	226,795
Other business-type activities & intergovernmental	4,215,770	6,708,520	-	-	4,215,770	6,708,520
Total Expenses	\$ 8,970,823	\$ 9,677,398	\$ -	\$ -	\$ 8,970,823	\$ 9,677,398
Increase in net position before transfers and special items	\$ 2,903,909	\$ 1,427,976	\$ -	\$ -	\$ 2,903,909	\$ 1,427,976
Transfers	-	-	-	-	-	-
Extraordinary & special items	-	-	-	-	-	-
Prior period adjustment - TRS - Care	18,684,585	21,588,494	-	-	18,684,585	21,588,494
Total Net Position	\$ 21,588,494	\$ 23,016,470	\$ -	\$ -	\$ 21,588,494	\$ 23,016,470

Analysis of Change in Net Position for Governmental Activities:

Excess of Revenues Over Expenditures for Governmental Funds	\$ 7,266,264
Current Year Purchases of Capital Assets	1,895,840
Current Year Debt Principal Payments	-
Depreciation	(589,521)
Net Adjustments to Pension Expense required by GASB 68	(26,708)
Net Adjustments to OPEB Plan required by GASB 75	86,009
Other Modified to Full Accrual Revenue Adjustments	(7,203,908)
Change in Net Position of Governmental Activities	\$ 1,427,976

THE DISTRICT'S FUNDS

A financial summary of the District's funds for the current year is as follows:

Governmental Fund Financial Statements					
	General Fund	Debt Service Fund	Special Revenue Funds	Capital Projects Fund	Total
Revenues	\$ 10,930,976	\$ 23,599	\$ 94,455	\$ 129,511	\$ 11,178,541
Expenditures	(8,547,413)	(150,675)	(245,479)	(2,193,215)	(11,136,782)
Other Financing Sources	-	134,505	150,346	7,144,036	7,428,887
Other Financing Uses	(204,382)	-	-	-	(204,382)
Net Change in Fund Balance	\$ 2,179,181	\$ 7,429	\$ (678)	\$ 5,080,332	\$ 7,266,264
Beginning Fund Balance	8,479,775	17,217	162,679	-	8,659,671
Ending Fund Balance					
All Governmental Funds	\$ 10,658,956	\$ 24,646	\$ 162,001	\$ 5,080,332	\$ 15,925,935

The District did modify its budget during the year resulting in a change in budgeted expenditures between the original and final budget in the District's General Fund. Amendments were made during the current year for various categories of expenditures as per Exhibit G-1.

CAPITAL ASSET AND DEBT ADMINISTRATION

Capital Assets

At the end of the current year, the District had invested in a broad range of capital assets, including facilities and equipment for instruction, transportation, athletics, administration, and maintenance. This year's major additions and the net change in total capital assets are as follows:

Land	\$ 50,488
Buildings and Improvements	250,320
(2) 2023 Blue Bird Bus 71-Pass	300,530
(2)2023 Blue Bird Bus 47-Pass	281,280
Dr. Dish All Star	11,980
Elementary PE Climbing Wall & Equipment	16,999
2023 Gator TS	8,488
Cleaning System	18,641
Press Box Improvements	12,294
Construction in Progress-Outside Basketball Court	60,975
Construction in Progress-Track Facilities Improvements	883,845
TOTAL ADDITIONS	\$ 1,895,840
Total Deletions	-
Net Change	\$ 1,895,840

The District's next fiscal year general fund capital budget indicates significant capital outlay for completion of construction in progress.

Debt

The District’s long-term debt as of the current year end is as follows:

	Interest Rate on Issue	Amounts Original Issue	Interest Current Year	Outstanding 8/31/2023	Next Year's Total Principal and Interest Requirement
Unlimited Tax School Building Bonds Series 2023	4%-6%	6,945,000	150,675	6,945,000	1,281,350
Totals		\$ 6,945,000	\$ 150,675	\$ 6,945,000	\$ 1,281,350

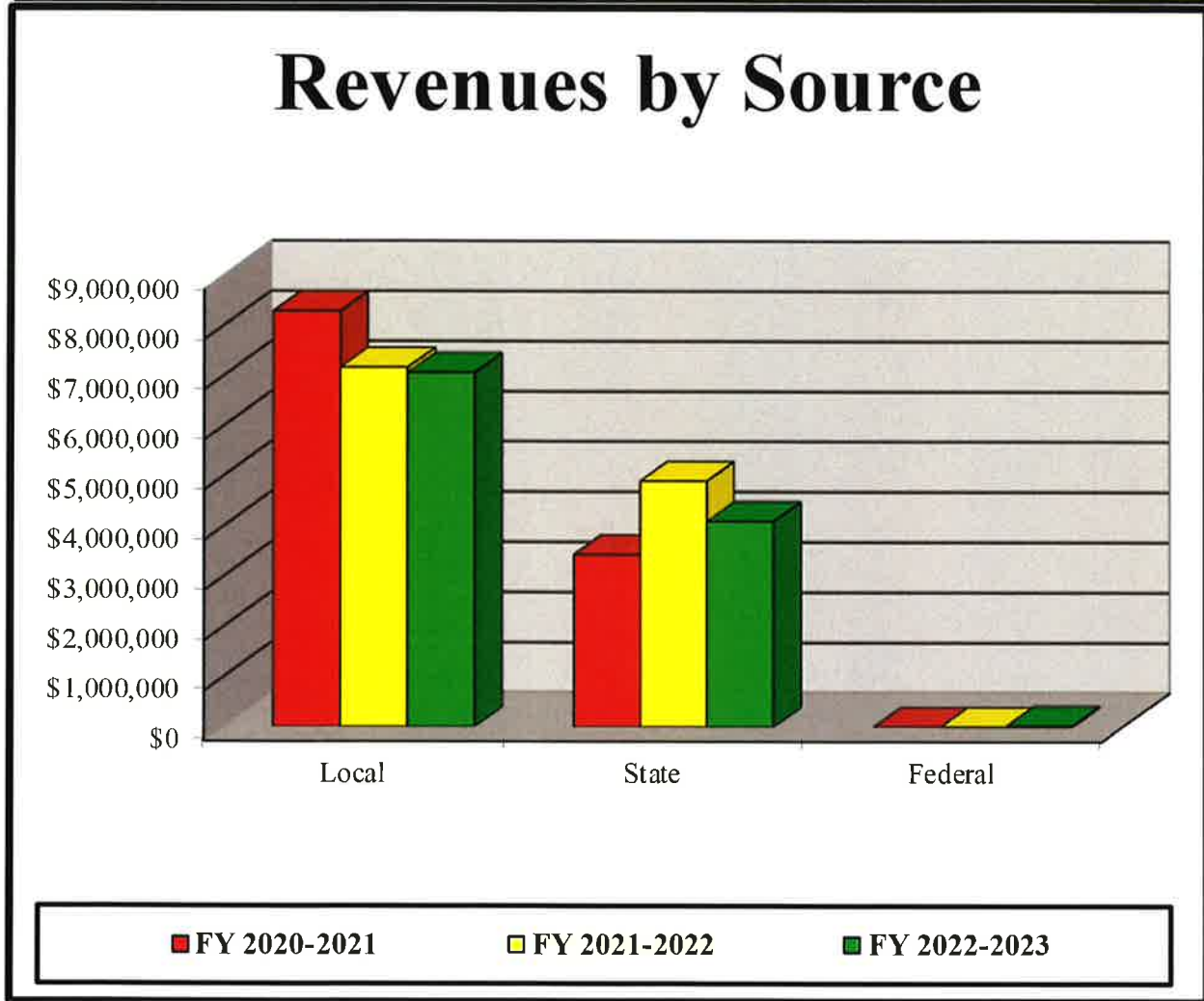
ECONOMIC FACTORS AND NEXT YEAR'S BUDGETS AND RATES

The District's elected and appointed officials considered many factors when setting the next fiscal year budget and tax rates. Those factors included the local economy, the effects of newly enacted HB3, and changes in the average student population during the five previous years. These indicators were taken into account when adopting the General Fund budget for next year. A summary of the next fiscal year budget is as follows:

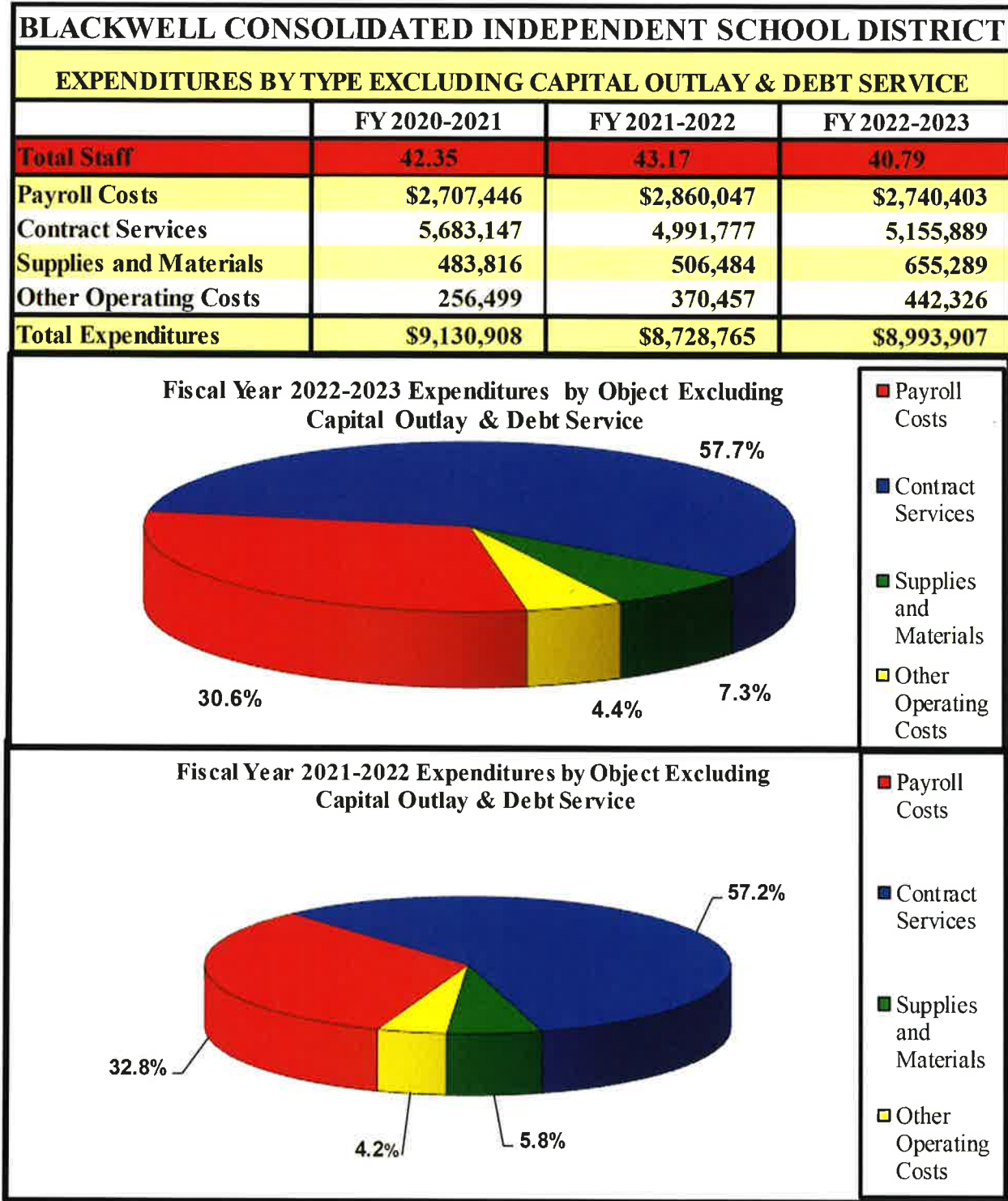
Fiscal Year 2023-2024 Adopted Budget				
	General Fund	Child Nutrition Fund	Debt Service Fund	TOTALS
Revenues	\$ 6,841,818	\$ 40,000	\$ 1,974,195	\$ 8,856,013
Expenditures	(7,360,719)	(213,944)	(1,281,350)	(8,856,013)
Other Financing Sources	-	-	-	-
Other Financing Uses	-	-	-	-
Net Change in Fund Balance	\$ (518,901)	\$ (173,944)	\$ 692,845	\$ -
Beginning of Year Fund Balance	10,658,956	147,550	24,646	10,831,152
Projected End of Year Fund Balance	\$ 10,140,055	\$ (26,394)	\$ 717,491	\$ 10,831,152

The following graph indicates the District's revenues by source for the last three years.

BLACKWELL CONSOLIDATED INDEPENDENT SCHOOL DISTRICT			
REVENUES BY SOURCE			
	FY 2020-2021	FY 2021-2022	FY 2022-2023
ADA	152,446	146,019	133,76
Local	\$8,281,977	\$7,158,155	\$7,058,989
State	3,428,519	4,894,535	4,094,617
Federal	0	0	24,935
Total	\$11,710,496	\$12,052,690	\$11,178,541



The following graph indicates the District's operating expenditures by object for the last three years.



CONTACTING THE DISTRICT'S FINANCIAL MANAGEMENT

This financial report is designed to provide our citizens, taxpayers, customers, investors, and creditors with a general overview of the District's finances and to show the District's accountability for the money it receives. If you have questions about this report or need additional financial information, contact the District's business office, at **Blackwell Consolidated Independent School District, 610 N Alamo, PO Box 505, Blackwell, Texas 79506: (325) 282-2311.**

BASIC FINANCIAL STATEMENTS

BLACKWELL CONSOLIDATED INDEPENDENT SCHOOL DISTRICT
STATEMENT OF NET POSITION
AUGUST 31, 2023

EXHIBIT A-1

Data Control Codes	Primary Government
	Governmental Activities
ASSETS	
1110 Cash and Cash Equivalents	\$ 17,567,641
1220 Property Taxes - Delinquent	161,885
1230 Allowance for Uncollectible Taxes	(40,471)
1240 Due from Other Governments	11,069
Capital Assets:	
1510 Land	141,265
1520 Buildings, Net	13,703,275
1530 Furniture and Equipment, Net	990,118
1580 Construction in Progress	944,819
1000 Total Assets	33,479,601
DEFERRED OUTFLOWS OF RESOURCES	
1705 Deferred Outflow Related to TRS Pension	265,341
1706 Deferred Outflow Related to TRS OPEB	214,115
1700 Total Deferred Outflows of Resources	479,456
LIABILITIES	
2110 Accounts Payable	139,183
2160 Accrued Wages Payable	140,337
2180 Due to Other Governments	1,369,534
2200 Accrued Expenses	3,720
Noncurrent Liabilities:	
2501 Due Within One Year: Loans, Note, Leases, etc.	994,069
Due in More than One Year:	
2502 Bonds, Notes, Loans, Leases, etc.	6,216,555
2540 Net Pension Liability (District's Share)	675,244
2545 Net OPEB Liability (District's Share)	450,200
2000 Total Liabilities	9,988,842
DEFERRED INFLOWS OF RESOURCES	
2605 Deferred Inflow Related to TRS Pension	105,553
2606 Deferred Inflow Related to TRS OPEB	848,192
2600 Total Deferred Inflows of Resources	953,745
NET POSITION	
3200 Net Investment in Capital Assets and Right-to-Use Lease Assets	8,582,923
Restricted:	
3850 Restricted for Debt Service	29,906
3860 Restricted for Capital Projects	5,080,332
3870 Restricted for Campus Activities	14,451
3890 Restricted for Other Purposes	147,550
3900 Unrestricted	9,161,308
3000 Total Net Position	\$ 23,016,470

The notes to the financial statements are an integral part of this statement.

BLACKWELL CONSOLIDATED INDEPENDENT SCHOOL DISTRICT
STATEMENT OF ACTIVITIES
FOR THE YEAR ENDED AUGUST 31, 2023

EXHIBIT B-1

Data Control Codes	1	Program Revenues		Net (Expense) Revenue and Changes in Net Position
		3	4	6
	Expenses	Charges for Services	Operating Grants and Contributions	Primary Gov. Governmental Activities
Primary Government:				
GOVERNMENTAL ACTIVITIES:				
11	\$ 1,981,424	\$ -	\$ 81,403	\$ (1,900,021)
12	31,077	-	-	(31,077)
13	9,000	-	-	(9,000)
21	11,905	-	-	(11,905)
23	261,278	-	8,708	(252,570)
31	40,529	-	1,271	(39,258)
33	73,069	-	2,803	(70,266)
34	(377,072)	-	1,873	378,945
35	207,583	43,705	11,821	(152,057)
36	(452,313)	18,682	2,334	473,329
41	517,250	-	8,857	(508,393)
51	404,103	8,095	8,624	(387,384)
52	8,485	-	-	(8,485)
53	25,765	-	-	(25,765)
72	136,794	-	-	(136,794)
73	90,001	-	-	(90,001)
81	2,109,574	-	-	(2,109,574)
91	4,475,686	-	-	(4,475,686)
93	42,429	-	-	(42,429)
99	80,831	-	-	(80,831)
[TP] TOTAL PRIMARY GOVERNMENT:	<u>\$ 9,677,398</u>	<u>\$ 70,482</u>	<u>\$ 127,694</u>	<u>\$ (9,479,222)</u>
Data Control Codes	General Revenues:			
	Taxes:			
MT	Property Taxes, Levied for General Purposes			6,276,983
DT	Property Taxes, Levied for Debt Service			1,233
SF	State Aid - Formula Grants			3,911,975
IE	Investment Earnings			688,219
MI	Miscellaneous Local and Intermediate Revenue			28,788
TR	Total General Revenues			<u>10,907,198</u>
CN	Change in Net Position			1,427,976
NB	Net Position - Beginning			<u>21,588,494</u>
NE	Net Position - Ending			<u>\$ 23,016,470</u>

The notes to the financial statements are an integral part of this statement.

BLACKWELL CONSOLIDATED INDEPENDENT SCHOOL DISTRICT
BALANCE SHEET
GOVERNMENTAL FUNDS
AUGUST 31, 2023

EXHIBIT C-1

Data Control Codes	10 General Fund	60 Capital Projects	Other Funds	Total Governmental Funds
ASSETS				
1110 Cash and Cash Equivalents	\$ 12,175,799	\$ 5,195,235	\$ 196,607	\$ 17,567,641
1220 Property Taxes - Delinquent	154,872	-	7,013	161,885
1230 Allowance for Uncollectible Taxes	(38,718)	-	(1,753)	(40,471)
1240 Due from Other Governments	11,024	-	45	11,069
1000 Total Assets	<u>\$ 12,302,977</u>	<u>\$ 5,195,235</u>	<u>\$ 201,912</u>	<u>\$ 17,700,124</u>
LIABILITIES				
2110 Accounts Payable	\$ 24,281	\$ 114,903	-	\$ 139,184
2160 Accrued Wages Payable	130,902	-	9,435	140,337
2180 Due to Other Governments	1,369,298	-	236	1,369,534
2200 Accrued Expenditures	3,386	-	334	3,720
2000 Total Liabilities	<u>1,527,867</u>	<u>114,903</u>	<u>10,005</u>	<u>1,652,775</u>
DEFERRED INFLOWS OF RESOURCES				
2601 Unavailable Revenue - Property Taxes	116,154	-	5,260	121,414
2600 Total Deferred Inflows of Resources	<u>116,154</u>	<u>-</u>	<u>5,260</u>	<u>121,414</u>
FUND BALANCES				
Restricted Fund Balance:				
3470 Capital Acquisition and Contractual Obligation	-	5,080,332	-	5,080,332
3480 Retirement of Long-Term Debt	-	-	24,646	24,646
3490 Other Restricted Fund Balance	-	-	162,001	162,001
3600 Unassigned Fund Balance	10,658,956	-	-	10,658,956
3000 Total Fund Balances	<u>10,658,956</u>	<u>5,080,332</u>	<u>186,647</u>	<u>15,925,935</u>
4000 Total Liabilities, Deferred Inflows & Fund Balances	<u>\$ 12,302,977</u>	<u>\$ 5,195,235</u>	<u>\$ 201,912</u>	<u>\$ 17,700,124</u>

The notes to the financial statements are an integral part of this statement.

BLACKWELL CONSOLIDATED INDEPENDENT SCHOOL DISTRICT
 RECONCILIATION OF THE GOVERNMENTAL FUNDS BALANCE SHEET TO THE
 STATEMENT OF NET POSITION
 AUGUST 31, 2023

EXHIBIT C-2

Total Fund Balances - Governmental Funds	\$	15,925,935
<p>1 The District does not use internal service funds to charge the costs of certain activities, such as self-insurance and printing, to appropriate functions in other funds. The assets and liabilities of the internal service funds would be included if maintained in governmental activities in the statement of net position. The net effect of this consolidation is to increase (decrease) net position.</p>		
		-
<p>2 Capital assets used in governmental activities are not financial resources and therefore are not reported in governmental funds. At the beginning of the year, the cost of these assets was \$24,435,395 and the accumulated depreciation was \$9,962,236. In addition, long-term liabilities, including bonds payable, are not due and payable in the current period, and, therefore are not reported as liabilities in the funds. The net effect of including the beginning balances for capital assets (net of depreciation) and long-term debt in the governmental activities is to increase (decrease) net position.</p>		
		14,473,159
<p>3 Current year capital outlays and long-term debt principal payments are expenditures in the fund financial statements, but they should be shown as increases in capital assets and reductions in long-term debt in the government-wide financial statements. The net effect of including the current year capital outlays and debt principal payments is to increase (decrease) net position.</p>		
		1,895,840
<p>4 Included in the items related to debt is the recognition of the District's proportionate share of the net pension liability required by GASB 68. The net position related to TRS included a deferred resource outflow in the amount \$265,341, a deferred resource inflow in the amount of \$105,553, and a net pension liability in the amount of \$675,244. This resulted in a decrease in net position.</p>		
		(515,456)
<p>5 Included in the items related to debt is the recognition of the District's proportionate share of the net OPEB liability required by GASB 75. The net position related to TRS included a deferred resource outflow in the amount of \$214,115, a deferred resource inflow in the amount of \$848,192, and a net OPEB liability in the amount of \$450,200. This resulted in a decrease in net position.</p>		
		(1,084,277)
<p>6 The current year depreciation expense increases accumulated depreciation. The net effect of the current year's depreciation is to decrease net position.</p>		
		(589,521)
<p>7 Various other reclassifications and eliminations are necessary to convert from the modified accrual basis of accounting to accrual basis of accounting. These include recognizing unearned revenue as revenue, eliminating interfund transactions, reclassifying the proceeds of bond sales as an increase in bonds payable, and recognizing the liabilities associated with maturing long-term debt and interest. The net effect of these reclassifications and recognitions is to increase (decrease) net position.</p>		
		(7,089,210)
19 Net Position of Governmental Activities	\$	23,016,470

The notes to the financial statements are an integral part of this statement.

EXHIBIT C-3

BLACKWELL CONSOLIDATED INDEPENDENT SCHOOL DISTRICT
STATEMENT OF REVENUES, EXPENDITURES, AND CHANGES IN FUND BALANCES
GOVERNMENTAL FUNDS
FOR THE YEAR ENDED AUGUST 31, 2023

Data Control Codes	10 General Fund	60 Capital Projects	Other Funds	Total Governmental Funds
REVENUES:				
5700 Total Local and Intermediate Sources	\$ 6,844,360	\$ 129,511	\$ 85,118	\$ 7,058,989
5800 State Program Revenues	4,086,616	-	8,001	4,094,617
5900 Federal Program Revenues	-	-	24,935	24,935
5020 Total Revenues	<u>10,930,976</u>	<u>129,511</u>	<u>118,054</u>	<u>11,178,541</u>
EXPENDITURES:				
Current:				
0011 Instruction	1,873,770	-	25,285	1,899,055
0012 Instructional Resources and Media Services	31,091	-	-	31,091
0013 Curriculum and Instructional Staff Development	9,000	-	-	9,000
0021 Instructional Leadership	11,905	-	-	11,905
0023 School Leadership	275,435	-	-	275,435
0031 Guidance, Counseling, and Evaluation Services	42,312	-	-	42,312
0033 Health Services	77,110	-	-	77,110
0034 Student (Pupil) Transportation	172,638	-	-	172,638
0035 Food Services	-	-	205,153	205,153
0036 Extracurricular Activities	351,779	-	15,041	366,820
0041 General Administration	530,628	-	-	530,628
0051 Facilities Maintenance and Operations	532,189	-	-	532,189
0052 Security and Monitoring Services	8,485	-	-	8,485
0053 Data Processing Services	25,765	-	-	25,765
Debt Service:				
0072 Interest on Long-Term Liabilities	-	-	150,675	150,675
0073 Bond Issuance Cost and Fees	-	90,001	-	90,001
Capital Outlay:				
0081 Facilities Acquisition and Construction	6,360	2,103,214	-	2,109,574
Intergovernmental:				
0091 Contracted Instructional Services Between Schools	4,475,686	-	-	4,475,686
0093 Payments to Fiscal Agent/Member Districts of SSA	42,429	-	-	42,429
0099 Other Intergovernmental Charges	80,831	-	-	80,831
6030 Total Expenditures	<u>8,547,413</u>	<u>2,193,215</u>	<u>396,154</u>	<u>11,136,782</u>
1100 Excess (Deficiency) of Revenues Over (Under) Expenditures	<u>2,383,563</u>	<u>(2,063,704)</u>	<u>(278,100)</u>	<u>41,759</u>
OTHER FINANCING SOURCES (USES):				
7911 Capital Related Debt Issued	-	6,945,000	-	6,945,000
7915 Transfers In	-	54,036	150,346	204,382
7916 Premium or Discount on Issuance of Bonds	-	145,000	134,505	279,505
8911 Transfers Out (Use)	(204,382)	-	-	(204,382)
7080 Total Other Financing Sources (Uses)	<u>(204,382)</u>	<u>7,144,036</u>	<u>284,851</u>	<u>7,224,505</u>
1200 Net Change in Fund Balances	2,179,181	5,080,332	6,751	7,266,264
0100 Fund Balance - September 1 (Beginning)	8,479,775	-	179,896	8,659,671
3000 Fund Balance - August 31 (Ending)	<u>\$ 10,658,956</u>	<u>\$ 5,080,332</u>	<u>\$ 186,647</u>	<u>\$ 15,925,935</u>

The notes to the financial statements are an integral part of this statement.

BLACKWELL CONSOLIDATED INDEPENDENT SCHOOL DISTRICT
 RECONCILIATION OF THE GOVERNMENTAL FUNDS STATEMENT OF REVENUES, EXPENDITURES,
 AND CHANGES IN FUND BALANCES TO THE STATEMENT OF ACTIVITIES
 FOR THE YEAR ENDED AUGUST 31, 2023

EXHIBIT C-4

Total Net Change in Fund Balances - Governmental Funds	\$ 7,266,264
<p>The District does not use internal service funds to charge the costs of certain activities, such as self-insurance and printing, to appropriate functions in other funds. The net income (loss) of internal service funds would be reported with governmental activities if used by the District. The net effect of this consolidation is to increase (decrease) net position.</p>	-
<p>Current year capital outlays and long-term debt principal payments are expenditures in the fund financial statements, but they should be shown as increases in capital assets and reductions in long-term debt in the government-wide financial statements. The net effect of removing the current year capital outlays and debt principal payments is to increase (decrease) net position.</p>	1,895,840
<p>Depreciation is not recognized as an expense in governmental funds since it does not require the use of current financial resources. The net effect of the current year's depreciation is to decrease net position.</p>	(589,521)
<p>Various other reclassifications and eliminations are necessary to convert from the modified accrual basis of accounting to accrual basis of accounting. These include recognizing unearned revenue as revenue, adjusting current year revenue to show the revenue earned from the current year's tax levy, eliminating interfund transactions, reclassifying the proceeds of bond sales, and recognizing the liabilities associated with maturing long-term debt and interest. The net effect of these reclassifications and recognitions is to increase (decrease) net position.</p>	(7,203,908)
<p>GASB 68 required that certain plan expenditures be de-expended and recorded as deferred resource outflows. These contributions made after the measurement date of the plan caused the change in ending net position to increase by \$32,838. Contributions made before the measurement date and during the previous fiscal year were also expended and recorded as a reduction in net pension liability. This caused a decrease in the change in net position totaling \$52,756. Finally, the proportionate share of the TRS pension expense on the plan as a whole had to be recorded. The net pension expense decreased the change in net position by \$6,790. The net result is an decrease in the change in net position.</p>	(26,708)
<p>GASB 75 required that certain plan expenditures be de-expended and recorded as deferred resource outflows. These contributions made after the measurement date of the plan caused the change in ending net position to increase by \$20,695. Contributions made before the measurement date and during the previous fiscal year were also expended and recorded as a reduction in net OPEB liability. This caused a decrease in the change in net position totaling \$15,380. Finally, the proportionate share of the TRS OPEB expense on the plan as a whole had to be recorded. The net pension expense (increased) decreased the change in net position by (\$80,694). The net result is an increase (decrease) in the change in net position.</p>	86,009
Change in Net Position of Governmental Activities	\$ 1,427,976

The notes to the financial statements are an integral part of this statement.

BLACKWELL CONSOLIDATED INDEPENDENT SCHOOL DISTRICT
STATEMENT OF FIDUCIARY NET POSITION
FIDUCIARY FUNDS
AUGUST 31, 2023

EXHIBIT E-1

	Custodial Fund	Fiduciary Component Unit
ASSETS		
Cash and Cash Equivalents	\$ 58,496	\$ -
Restricted Assets	-	2,066,476
Long Term Investments	-	33,511,927
Total Assets	58,496	\$ 35,578,403
NET POSITION		
Restricted for Campus Activities	58,496	-
Restricted for Other Purposes	-	35,578,403
Total Net Position	\$ 58,496	\$ 35,578,403

The notes to the financial statements are an integral part of this statement.

BLACKWELL CONSOLIDATED INDEPENDENT SCHOOL DISTRICT
STATEMENT OF CHANGES IN FIDUCIARY NET POSITION
FIDUCIARY FUNDS
FOR THE YEAR ENDED AUGUST 31, 2023

EXHIBIT E-2

	Custodial Fund	Fiduciary Component Unit
ADDITIONS:		
Cocurricular Services or Activities	\$ 104,773	\$ -
Earnings from Temporary Deposits	-	2,952,055
Contributions, Gifts and Donations	-	171,434
Total Additions	104,773	3,123,489
DEDUCTIONS:		
Professional and Contracted Services	-	113,125
Other Deductions	99,190	252,511
Total Deductions	99,190	365,636
Change in Fiduciary Net Position	5,583	2,757,853
Total Net Position - September 1 (Beginning)	52,913	32,820,550
Total Net Position - August 31 (Ending)	\$ 58,496	\$ 35,578,403

The notes to the financial statements are an integral part of this statement.

BLACKWELL CONSOLIDATED INDEPENDENT SCHOOL DISTRICT

NOTES TO THE FINANCIAL STATEMENTS

YEAR ENDED AUGUST 31, 2023

I. SUMMARY OF SIGNIFICANT ACCOUNTING POLICIES

Blackwell Consolidated Independent School District (the "District") is a public educational agency operating under the applicable laws and regulations of the State of Texas. It is governed by a seven-member Board of Trustees (the "Board") elected by registered voters of the District. The District prepares its basic financial statements in conformity with generally accepted accounting principles accepted in the United States of America as applied to governmental entities. The Governmental Accounting Standards Board (GASB) is the accepted standard setting body for establishing governmental accounting and financial reporting principles. The District also complies with the requirements of the appropriate version of Texas Education Agency's *Financial Accountability System Resource Guide* (the "Resource Guide") and the requirements of contracts and grants of agencies from which it receives funds.

A. REPORTING ENTITY

The Board of Trustees (the "Board") is elected by the public and has the authority to make decisions, appoint administrators and managers, and significantly influence operations. It also has the primary accountability for fiscal matters. Therefore, the District is a financial reporting entity as defined by the Governmental Accounting Standards Board ("GASB") in its Statement No. 14, "The Financial Reporting Entity" and amended by GASB Statement No. 61. The only component unit included within the reporting entity is the Blackwell Educational Foundation, Inc. which is included as a fiduciary component unit.

B. GOVERNMENT-WIDE AND FUND FINANCIAL STATEMENTS

The Statement of Net Position and the Statement of Activities are government-wide financial statements. They report information on all of the **Blackwell Consolidated Independent School District** non-fiduciary activities with most of the inter-fund activities removed. *Governmental activities* include programs supported primarily by taxes, state foundation funds, grants and other intergovernmental revenues. *Business-type activities* include operations that rely to a significant extent on fees and charges for support.

The Statement of Activities demonstrates how other people or entities that participate in programs the District operates have shared in the payment of the direct costs. The "charges for services" column includes payments made by parties that purchase, use, or directly benefit from goods or services provided by a given function or segment of the District. Examples include tuition paid by students not residing in the District, school lunch charges, etc. The "grants and contributions" column includes amounts paid by organizations outside the District to help meet the operational or capital requirements of a given function. Examples include grants under the Elementary and Secondary Education Act. If revenue is not program revenue, it is general revenue used to support all of the District's functions. Taxes are always general revenues.

Inter-fund activities between governmental funds and between governmental funds and proprietary funds appear as due to/due from on the Governmental Fund Balance Sheet and Proprietary Fund Statement of Net Position and as other resources and other uses on the governmental fund Statement of Revenues, Expenditures and Changes in Fund Balance and on the Proprietary Fund Statement of Revenues, Expenses and Changes in Fund Net Position. All inter-fund transactions between governmental funds and between governmental funds and internal service funds are eliminated on the government-wide statements. Inter-fund activities between governmental funds and enterprise funds remain on the government-wide statements and appear on the government-wide Statement of Net Position as internal balances and on the Statement of Activities as Inter-fund transfers. Inter-fund activities between governmental funds and fiduciary funds remain as due to/due from on the government-wide Statement of Activities.

The fund financial statements provide reports on the financial condition and results of operations for three fund categories - governmental, proprietary, and fiduciary. Since the resources in the fiduciary funds cannot be used for District operations, they are not included in the government-wide statements. The District considers some governmental and enterprise funds major and report their financial condition and results of operations in a separate column.

Proprietary funds distinguish operating revenues and expenses from non-operating items. Operating revenues result from providing goods and services in connection with a proprietary fund's principal ongoing operations; they usually come from exchange or exchange-like transactions. All other revenues are non-operating. Operating expenses can be tied specifically to the production of the goods and services, such as materials and labor and direct overhead. Other expenses are non-operating.

C. MEASUREMENT FOCUS, BASIS OF ACCOUNTING, AND FINANCIAL STATEMENT PRESENTATION

The government-wide financial statements use the economic resources measurement focus and the accrual basis of accounting, as do the proprietary fund and fiduciary fund financial statements. Revenues are recorded when earned and expenses are recorded when a liability is incurred, regardless of the timing of the related cash flows. Property taxes are recognized as revenues in the year for which they are levied. Grants and similar items are recognized as revenue as soon as all eligibility requirements imposed by the provider have been met.

Governmental fund financial statements use the current financial resources measurement focus and the modified accrual basis of accounting. With this measurement focus, only current assets, current liabilities and fund balances are included on the balance sheet. Operating statements of these funds present net increases and decreases in current assets (i.e., revenues and other financing sources and expenditures and other financing uses).

The modified accrual basis of accounting recognizes revenues in the accounting period in which they become both measurable and available, and it recognizes expenditures in the accounting period in which the fund liability is incurred, if measurable, except for un-matured interest and principal on long-term debt, which is recognized when due. The expenditures related to certain compensated absences and claims and judgments are recognized when the obligations are expected to be liquidated with expendable available financial resources. The District considers all revenues available if they are collectible within 60 days after year-end.

Revenues from local sources consist primarily of property taxes. Property tax revenues and revenues received from the State are recognized under the "susceptible to accrual" concept, that is, when they are both measurable and available. The District considers them "available" if they will be collected within 60 days of the end of the fiscal year. Miscellaneous revenues are recorded as revenue when received in cash because they are generally not measurable until actually received. Investment earnings are recorded as earned, since they are both measurable and available.

Grant funds are considered to be earned to the extent of expenditures made under the provisions of the grant. Accordingly, when such funds are received, they are recorded as unearned revenues until related and authorized expenditures have been made. If balances have not been expended by the end of the project period, grantors sometimes require the District to refund all or part of the unused amount.

The Proprietary Fund Types and Fiduciary Funds are accounted for on a flow of economic resources measurement focus and utilize the accrual basis of accounting. This basis of accounting recognizes revenues in the accounting period in which they are earned and become measurable and expenses in the accounting period in which they are incurred and become measurable. The District applies all GASB pronouncements as well as the Financial Accounting Standards Board pronouncements issued on or before November 30, 1989, unless these pronouncements conflict or contradict GASB pronouncements. With this measurement focus, all assets and all liabilities associated with the operation of these funds are included on the fund Statement of Net Position. The fund equity is segregated into invested in capital assets net of related debt, restricted net position, and unrestricted net position.

D. FUND ACCOUNTING

The District reports the following major governmental funds:

General Fund – The general fund is the District's primary operating fund. This fund accounts for all financial resources except those required to be accounted for in another fund.

Special Revenue Fund – The District did not maintain major special revenue governmental funds during the current year.

Capital Projects Fund - The District did maintain a major capital project governmental fund during the current year.

Debt Service Fund - The District did not maintain major debt service governmental funds during the current year.

Other Governmental Fund - The District did not maintain other major governmental funds during the current year.

The District reports the following major enterprise fund(s):

The District does not maintain major enterprise funds at present.

Additionally, the District reports the following fund type(s):

Governmental Funds:

Special Revenue Funds – The District accounts for resources restricted to, or designated for, specific purposes by the District or a grantor in a special revenue fund. Most Federal and some State financial assistance is accounted for in a Special Revenue Fund and sometimes unused balances must be returned to the grantor at the close of specified project periods.

Debt Service Funds – The District accounts for resources accumulated and payments made for principal and interest on long-term general obligation debt of governmental funds in a debt service fund when applicable.

Proprietary Funds:

Enterprise Funds – The District's activities for which outside users are charged a fee roughly equal to the cost of providing the goods or services of those activities are accounted for in an enterprise fund when applicable.

Fiduciary Funds:

Private Purpose Trust Funds – The District accounts for donations for which the donor has stipulated that both the principal and the income may be used for purposes that benefit parties outside the District. When applicable, the District maintains a private purpose trust fund to provide scholarships for students that have graduated from the District.

Custodial Funds – The District accounts for resources held for others in a custodial capacity in custodial funds including funds used to account for student activities.

There are no present balances due to the internal service funds from obligations made to maintain capital for the operation of each internal service fund for such activities as self-insurance; thus, the balance is not scheduled to be collected in the subsequent year.

Transfers are used to (1) move revenues from the fund that statute or budget requires to collect them to the fund that statute or budget requires to expend them, (2) move receipts restricted to debt service from the funds collecting the receipts to the debt service fund as debt service payments become due, and (3) use unrestricted revenues collected in the general fund to finance various programs accounted for in other funds in accordance with budgetary authorizations.

During the current year ended August 31, 2023, the District did not make a one-time transfer of funds from the general fund to the debt service fund to subsidize, in part, the District's obligation of interest and sinking fund requirements. The District did make operating transfers from the general fund to the lunchroom fund to subsidize the food service operations for the year.

All remaining balances resulted from the time lag between the dates that (1) inter-fund goods and services are provided, or reimbursable expenditures occur, (2) transactions are recorded in the accounting system, and (3) payments between funds are made.

E. OTHER ACCOUNTING POLICIES

1. For purposes of the statement of cash flows for proprietary funds, the District considers highly liquid investments to be cash equivalents if they have maturity of three months or less when purchased.
2. The District reports inventories of supplies using the first-in, first-out inventory cost method, if material. The supplies include consumable maintenance, instructional, office, athletic, and transportation items. Under the purchase method, supplies are recorded as expenditures when they are purchased. Inventories of food commodities are recorded at market values supplied by the Department of Agriculture. Although commodities are received at no cost, their fair market value is supplied by the Department of Agriculture and recorded as revenue and expenditures when received. No material inventories during the current year and therefore food commodities are not recorded as an asset and a corresponding amount of expenditures are not reduced at year-end.
3. In the government-wide financial statements, and proprietary fund types in the fund financial statements, long-term debt and other long-term obligations are reported as liabilities in the applicable governmental activities, business-type activities, or proprietary fund type statement of net position. Bond premiums and discounts are deferred and amortized over the life of the bonds using the effective interest method. Bonds payable are reported net of the applicable bond premium or discount. Bond issuance costs are reported as expense in the year of issue.

In the fund financial statements, governmental fund types recognize bond premiums and discounts, as well as bond issuance costs, during the current period. The face amount of debt issued is reported as other financing sources. Premiums received on debt issuances are reported as other financing sources while discounts on debt issuances are reported as other financing uses. Issuance costs, whether or not withheld from the actual debt proceeds received, are reported as debt service expenditures.

4. It is the District's policy to permit some employees to accumulate earned but unused vacation and sick pay benefits. There is no liability for unpaid accumulated sick leave since the District does not have a policy to pay any amounts when employees separate from service with the District. All vacation pay is accrued when incurred in the government-wide, proprietary, and fiduciary fund financial statements. A liability for these amounts is reported in governmental funds only if they have matured, for example, as a result of employee resignations and retirements.
5. Capital assets, which include land, buildings, furniture and equipment and infrastructure assets are reported in the applicable governmental or business-type activities columns in the government-wide financial statements. Capital assets are defined by the District as assets with an initial, individual cost of more than \$5,000 and an estimated useful life in excess of two years. Such assets are recorded at historical cost or estimated historical cost if purchased or constructed. Donated capital assets are recorded at estimated fair market value at the date of donation.

The costs of normal maintenance and repairs that do not add to the value of the asset or materially extend assets lives are not capitalized. Major outlays for capital assets and improvements are capitalized as projects are constructed.

Buildings, furniture and equipment of the District are depreciated using the straight-line method over the following estimated useful lives:

ASSETS	YEARS
Buildings	40
Buildings and Improvements	40
Infrastructure	40
Vehicles	10
Office Equipment	10
Computer Equipment	10
Long-Term Right-to-Use Lease Assets	Term of Lease
Long-Term SBITA Assets	Arrangement Term

6. Since Internal Service Funds in the District support the operations of governmental funds, they are consolidated with the governmental funds in the government-wide financial statements. The expenditures of governmental funds that create the revenues of internal service funds are eliminated to avoid "grossing up" the revenues and expenses of the District as a whole.

7. Restricted assets, if applicable, of the District are limited to cash and certificates of deposit which have been gifted to the District with the stipulation that only the earnings are available for current and future scholarship recipients.
8. The districts that participate in self-funded workers' compensation programs execute inter-local agreements that define the responsibilities of the parties. The program, if applicable, provides statutory workers' compensation benefits to its members and their injured employees.

9. Net Position and Fund Balances:

Government-wide and Proprietary Fund Net Position:

Government-wide and proprietary fund net positions are divided into three components:

- Net investment in capital assets—consist of the historical cost of capital assets less accumulated depreciation and less any debt that remains outstanding that was used to finance those assets plus deferred outflows of resources less deferred inflows of resources related to those assets.
- Restricted net position—consist of assets that are restricted by the District's creditors (for example, through debt covenants), by the state enabling legislation (through restrictions on shared revenues), by grantors (both federal and state), and by other contributors.
- Unrestricted—all other net position is reported in this category.

Governmental Fund Balances:

In the governmental fund financial statements, fund balances are classified as follows:

- Non-spendable—Amounts that cannot be spent either because they are in a non-spendable form or because they are legally or contractually required to be maintained intact.
- Restricted—Amounts that can be spent only for specific purposes because of the District's state or federal laws, or externally imposed conditions by grantors or creditors.
- Committed—Amounts that can be used only for specific purposes determined by a formal action by Board of Trustees' ordinance.
- Assigned—Amounts that are designated by the Superintendent for a particular purpose but are not spendable until a budget ordinance is passed or there is a majority vote approval (for capital projects or debt service) by the Board of Trustees.
- Unassigned—All amounts not included in other spendable classifications.

10. Use of Restricted Resources:

When an expenditure/expense is incurred that can be paid using either restricted or unrestricted resources (net position), the District's policy is to first apply the expenditure/expense toward restricted resources and then toward unrestricted resources. In governmental funds, the District's policy is to first apply the expenditure toward restricted fund balance and then to other, less-restrictive classifications—committed and then assigned fund balances before using unassigned fund balances.

11. The District applies Governmental Accounting Standards Board ("GASB") Statement No. 72, Fair Market Value Measurement and Application. GASB Statement No. 72 provides guidance for determining a fair value measurement for reporting purposes and applying fair value to certain investments and disclosures related to all fair value measurements.
12. Investment income reported in one fund has not been assigned directly to another fund by the District.
13. The Data Control Codes refer to the account code structure prescribed by the Texas Education Agency (TEA) in the *Financial Accountability System Resource Guide*. Texas Education Agency requires school districts to display these codes in the financial statements filed with the Agency in order to ensure accuracy in building a statewide database for policy development and funding plans.

14. Deferred Outflows of Resources:

The District reports decreases in net assets that relate to future periods as deferred outflows of resources in a separate section of its government-wide and proprietary funds statements of net position. The deferred outflow of resources reported in this year's Statement of Net Position relates to the TRS GASB #68 and GASB #75 liabilities and a deferred charge incurred on refunding bonds. No deferred outflows of resources affect the governmental funds financial statements in the current year.

15. Deferred Inflows of Resources:

The District's governmental funds report a separate section for deferred inflows of resources. This separate financial statement element reflects an increase in net assets that applies to a future period(s). The District will not recognize the related revenues until a future event occurs. The District has only one type of item which occurs because governmental fund revenues are not recognized until available (collected not later than 60 days after the end of the District's fiscal year) under the modified accrual basis of accounting that qualifies for reporting in this category. Accordingly, deferred property taxes and grants are reported in the governmental funds balance sheet. The District's deferred inflows of resources relates to the TRS GASB #68 and #75 liabilities to report in its government-wide or proprietary fund financial statements for the current year.

16. Pensions: The fiduciary net position of the Teacher Retirement System of Texas (TRS) has been determined using the flow of economic resources measurement focus and full accrual basis of accounting. This includes for purposes of measuring the net pension liability, deferred outflows of resources and deferred inflows of resources related to pensions, pension expense, and information about assets, liabilities and additions to/deductions from TRS's fiduciary net position. Benefit payments (including refunds of employee contributions) are recognized when due and payable in accordance with the benefit terms. Investments are reported at fair value.

17. The fiduciary net position of the Teacher Retirement System of Texas (TRS) TRS-Care Plan has been determined using the flow of economic resource measurement focus and full accrual basis of accounting. This includes for purposes of measuring the new OPEB liability, deferred outflows of resources and deferred inflows or resources related to other post-employment benefits, OPEB expense, and information about assets, liabilities and additions to/deductions from TRS-Care's fiduciary net position. Benefit payments are recognized when due and payable in accordance with the benefit terms. There are no investments as this is a pay-as-you-go plan and all cash is held in a cash account.

II. RECONCILIATION OF GOVERNMENT-WIDE AND FUND FINANCIAL STATEMENTS

A. EXPLANATION OF CERTAIN DIFFERENCES BETWEEN THE GOVERNMENTAL FUND BALANCE SHEET AND THE GOVERNMENT-WIDE STATEMENT OF NET POSITION

Exhibit C-2 provides the reconciliation between the fund balance for total governmental funds on the governmental fund balance sheet and the net position for governmental activities as reported in the government-wide statement of net position. One element of that reconciliation explains that capital assets are not financial resources and are therefore not reported in governmental funds. In addition, long-term liabilities, including bonds payable, are not due and payable in the current period and are not reported as liabilities in the funds. The details of capital assets and long-term debt at the beginning of the year were as follows:

Capital Assets at the Beginning of the Year	Historical Cost	Accumulated Depreciation	Net Value at Beginning of Year	Change in Net Position
Land	\$ 90,778	\$ -	\$ 90,778	
Buildings and Improvements	21,268,069	(7,297,591)	13,970,478	
Furniture and Equipment	3,076,548	(2,664,645)	411,903	
Long-Term Right to Use Lease Assets	-	-	-	
Long-Term SBITA Assets	-	-	-	
Construction in Progress	-	-	-	
Change in Net Position				\$ 14,473,159

Long-term Liabilities at the Beginning of the Year	Payable at Beginning of Year
Bonds Payable	\$ -
Add Unamortized Bond Premium / Discount Less Deferred Charge	-
Long-Term Right to Use Lease Asset Liabilities	-
Long-Term SBITA Asset Liabilities	-
Deferred Charge on Refunding	-
Accrued Interest - Bonds, Notes, and Capital Leases	-
Change in Net Position	-

Net Adjustment to Net Position	\$14,473,159
---------------------------------------	---------------------

B. EXPLANATION OF CERTAIN DIFFERENCES BETWEEN THE GOVERNMENTAL FUND STATEMENT OF REVENUES, EXPENDITURES, AND CHANGES IN FUND BALANCES AND THE GOVERNMENT-WIDE STATEMENT OF ACTIVITIES

Exhibit C-4 provides reconciliation between the net changes in fund balance as shown on the governmental fund statement of revenues, expenditures, and changes in fund balances and the changes in net position of governmental activities as reported on the government-wide statement of activities. One element of that reconciliation explains that current year capital outlays and debt principal payments are expenditures in the fund financial statements but should be shown as increases in capital assets and decreases in long-term debt in the government-wide statements. This adjustment affects both the net position balance and the change in net position shown in Exhibit C-2 and Exhibit C-4. The details of this adjustment are as follows:

	Amount	Adjustments To Changes in Net Position	Adjustments to Net Position
Current Year Capital Outlay			
Land	\$ 50,488		
Buildings & Improvements	250,320		
Furniture & Equipment	650,213		
Long-Term Right to Use Lease Assets	-		
Long-Term SBITA Assets	-		
Construction in Progress	944,819		
Total Capital Outlay	\$ 1,895,840	\$ 1,895,840	\$ 1,895,840
Debt Principal Payments			
Bond Principal	\$ -		
Note Principal Payments	-		
Financed Purchase Obligation Payments	-		
Long-Term Right to Use Lease Payments	-		
Long-Term SBITA Asset Liabilities	-		
Other Adjustments	-		
Total Principal Payments	\$ -	-	-
Total Adjustment to Net Position		\$ 1,895,840	\$ 1,895,840

Another element of the reconciliation on Exhibits C-2 and C-4 are described as various other reclassifications and eliminations necessary to convert from the modified accrual basis of accounting to accrual basis of accounting. This adjustment is the result of several items. The details of this adjustment are as follows:

Amount	Adjustments to Change in Net Position	Adjustments to Net Position
Adjustments to Revenue, Unearned Revenue, Beg. Net Position:		
Beg. of Year Unearned Tax Revenue/Internal Ser.	\$ 114,697	\$ 114,697
Property tax adjustments to convert from the modified accrual basis to the full accrual basis of accounting	\$ 6,717	6,717
Other Revenue/Expense Adjustments	\$ (1)	-
Reclassify Proceeds of Bonds, Loans & Long-Term Lease Liabilities:		
New Refunding Bond Issue	\$ (6,945,000)	(6,945,000)
Discount (Premium) on Issuance of Bonds	\$ (251,555)	(251,555)
Bonds Retired	\$ -	-
Reclassify Liabilities Incurred but not Liquidated This Year:		
Unused Vacation Pay and/or Unused Sick Leave	\$ -	-
Reclassify Certain Expenditures to Full Accrual From Modified Accrual:		
Adjust Interest Expense on Long-term Debt	\$ (14,069)	(14,069)
Adjust Deferred Charge on Refunding	\$ -	-
Current Year Amortization of Bond Premium	\$ -	-
Totals	\$ (7,203,908)	\$ (7,089,210)

III. STEWARDSHIP, COMPLIANCE, AND ACCOUNTABILITY

A. BUDGETARY DATA

The Board of Trustees adopts an "appropriated budget" for the General Fund, Debt Service Fund and the Food Service Fund (which is included in the Special Revenue Funds). The District is required to present the adopted and final amended budgeted revenues and expenditures for each of these funds. The District compares the final amended budget to actual revenues and expenditures. The General Fund Budget report appears in Exhibit G-1 and the other two reports are in the J Exhibits as reported in the required TEA Exhibits.

The following procedures are followed in establishing the budgetary data reflected in the basic financial statements:

1. Prior to August 20, the District prepares a budget for the next succeeding fiscal year beginning the first day of September. The operating budget includes proposed expenditures and the means of financing them.
2. A meeting of the Board is then called for the purpose of adopting the proposed budget. At least ten days public notice of the meeting must be given.

3. Prior to September 1, the budget is legally enacted through passage of a resolution by the Board. Once a budget is approved, it can only be amended at the function and fund level by approval of a majority of the members of the Board. Amendments are presented to the Board at its regular meetings. Each amendment must have Board approval. As required by law, such amendments are made before the fact, are reflected in the official minutes of the Board, and are not made after fiscal year end. Because the District has a policy of careful budgetary control, several amendments were necessary during the year.

4. Each budget is controlled by the budget coordinator at the revenue and expenditure function/object level. Budgeted amounts are as adopted and amended by the Board of Trustees. All budget appropriations lapse at year-end. A reconciliation of fund balances for both appropriated budget and non-appropriated budget special revenue funds is as follows:

	August 31, 2023 Fund Balance
Appropriated Budget Funds - Food Service Special Revenue Fund	\$ 147,550
Non-appropriated Budget Funds	14,451
All Special Revenue Funds	\$ 162,001

B. BUDGETARY STEWARDSHIP, COMPLIANCE and ACCOUNTABILITY

The District has disclosed budgetary stewardship, compliance, and accountability in Section C of the Notes to Required Supplementary Information.

C. DEFICIT FUND EQUITY

The District **did not incur a deficit fund balance** during the current school year.

IV. DETAILED NOTES ON ALL FUNDS AND ACCOUNT GROUPS

A. CASH, CASH EQUIVALENTS AND INVESTMENTS

Cash and Cash Equivalents

The carrying amount of the District’s cash and temporary investments at the end of the fiscal year follows:

CASH AND CASH EQUIVALENTS BY ACCOUNT TYPE	8/31/2023
Cash Deposits in Bank	\$ 17,626,137
Certificates of Deposit Maturity to 3 months	-
Cash on Hand	-
Restricted Cash Deposits in Bank	2,066,476
Total Cash and Cash Equivalents by Account Type	\$ 19,692,613
CASH AND CASH EQUIVALENTS BY FUND	8/31/2023
Cash and Cash Equivalents:	
General Fund	\$ 12,175,799
Major Governmental Funds	5,195,235
Non-Major Governmental Funds	196,607
Enterprise Funds	-
Internal Service Funds	-
Custodial Funds	58,496
Trust Funds	-
Other Funds	2,066,476
Total Cash and Cash Equivalents by Fund	\$ 19,692,613

District Policies and Legal and Contractual Provisions Governing Deposits

Custodial Credit Risk for Deposits: State law requires governmental entities to contract with financial institutions in which funds will be deposited to secure those deposits with insurance or pledged securities with a fair value equaling or exceeding the amount on deposit at the end of each business day. The pledged securities must be in the name of the governmental entity and held by the entity or its agent. The District’s cash deposits subject to custodial credit risk at the date of the highest cash balance and at year end were:

CUSTODIAL CREDIT RISK	HIGHEST CASH BALANCE	8/31/2023
Name of Depository Bank: FIRST FINANCIAL BANK		
Total amount of FDIC Insurance (FDIC)	\$ 420,729	\$ 274,837
Amount of Bond or Securities Pledged	24,618,056	27,963,986
Total FDIC, Bond or Securities Pledged	\$ 25,038,785	\$ 28,238,823
Cash Deposits and Cash Investments in Bank	\$ 23,440,521	\$ 17,704,694
Excess or (Shortage) FDIC and Bond or Pledged Securities Pledged	\$ 1,598,264	\$ 10,534,129
The District's cash deposits were entirely covered by FDIC Insurance or by bond or pledged collateral by the Depository Bank	YES	YES

Foreign Currency Risk: The District limits the risk that changes in exchange rates will adversely affect the fair value of an investment or a deposit by limiting all deposits denominated in a foreign currency.

Investments

District Policies and Legal and Contractual Provisions Governing Investments

Compliance with the Public Funds Investment Act

The **Public Funds Investment Act** (Government Code Chapter 2256) contains specific provisions in the areas of investment practices, management reports, and establishment of appropriate policies. Among other things, it requires a governmental entity to adopt, implement, and publicize an investment policy. That policy must address the following areas: (1) safety of principal and liquidity, (2) portfolio diversification, (3) allowable investments, (4) acceptable risk levels, (5) expected rates of return, (6) maximum allowable stated maturity of portfolio investments, (7) maximum average dollar-weighted maturity allowed based on the stated maturity date for the portfolio, (8) investment staff quality and capabilities, (9) and bid solicitation preferences for certificates of deposit.

Statutes authorize the entity to invest in (1) obligations of the U.S. Treasury, certain U.S. agencies, and the State of Texas and its agencies; (2) guaranteed or secured certificates of deposit issued by state and national banks domiciled in Texas; (3) obligations of states, agencies, counties, cities and other political subdivisions of any state having been rated as to investment quality not less than an "A"; (4) No load money market funds with a weighted average maturity of 90 days or less; (5) fully collateralized repurchase agreements; (6) commercial paper having a stated maturity of 270 days or less from the date of issuance and is not rated less than A-1 or P-1 by two nationally recognized credit rating agencies OR one nationally recognized credit agency and is fully secured by an irrevocable letter of credit; (7) secured corporate bonds rated not lower than "AA-" or the equivalent; (8) public funds investment pools; and (9) guaranteed investment contracts for bond proceeds investment only, with a defined termination date and secured by U.S. Government direct or agency obligations approved by the Texas Public Funds Investment Act in an amount equal to the bond proceeds. The Act also requires the entity to have independent auditors perform test procedures related to investment practices as provided by the Act. The District is in substantial compliance with the requirements of the Act and with local policies.

Additional policies and contractual provisions governing investments for the District are specified below:

Credit Risk: To limit the risk that an issuer or other counterparty to an investment will not fulfill its obligations, the District limits investments in commercial paper, corporate bonds, and mutual bond funds to the top 2 or 3 ratings issued by nationally recognized statistical rating organizations (NRSROs). As of the current fiscal year, the District's investments were rated by Standard & Poor's, Fitch Ratings, etc.

Custodial Credit Risk for Investments: To limit the risk that, in the event of the failure of the counterparty to a transaction, a government will not be able to recover the value of investment or collateral securities that are in possession of an outside party the District requires counterparties to register the securities in the name of the District and hand them over to the District or its designated agent. This includes securities in securities lending transactions. All of the securities are in the District's name and held by the District or its agent.

Concentration of Credit Risk: To limit the risk of loss attributed to the magnitude of a government's investment in a single issuer, the District limits investments to less than 5% of its total investments. The District further limits investments in a single issuer to 20% when they would cause investment risks to be significantly greater in the governmental and business-type activities, individual major funds, aggregate non-major funds and fiduciary fund types than they are in the primary government.

Interest Rate Risk: To limit the risk that changes in interest rates will adversely affect the fair value of investments, the District requires at least half of the investment portfolio to have maturities of less than one year on a weighted average maturity basis.

Foreign Currency Risk for Investments: The District limits the risk that changes in exchange rates will adversely affect the fair value of an investment by avoiding all investments denominated in a foreign currency.

The District categorizes its fair value measurements with the fair value hierarchy established by generally accepted accounting principles. The hierarchy is based on the valuation inputs used to measure the fair value of the asset. Level 1 inputs are quoted prices in active markets for identical assets; Level 2 inputs are significant other observable inputs; Level 3 inputs are significant unobservable inputs. Investments that are measured at fair value using the net asset value per share (or its equivalent) as a practical expedient are not classified in the fair value hierarchy below. In instances where inputs used to measure fair value fall into different levels in the above fair value hierarchy, fair value measurements in their entirety are categorized based on the lowest level input that is significant to the valuation. The District's assessment of the significance of particular inputs to these fair value measurements requires judgment and considers factors specific to each asset or liability.

As of the end of the current fiscal year, the District had the following investments:

Investments	August 31, 2023 Value	Quoted Prices in Active Markets for Identical Assets (Level 1)	Significant Other Observable Inputs (Level 2)	Significant Unobservable Inputs (Level 3)	Percent of Total Investments	Weighted Average Maturity (Days)	Credit Risk
Investments measured at amortized cost -							
Investment pools:							
Texpool	\$ -	\$ -	\$ -	\$ -	0.00%	-	AAAm*
Investments measured at net asset value (NAV)-							
Investment pools:							
LoneStar	-	-	-	-	0.00%	-	AAAm*
TexStar	-	-	-	-	0.00%	-	AAAm*
Investments measured by fair value level -							
U.S. Government Agency Securities:							
Federal Home Loan Bank	-	-	-	-	0.00%	-	AA+ to Aaa
Fannie Mae	-	-	-	-	0.00%	-	AAAm*
U.S. Treasury Bonds	-	-	-	-	0.00%	-	AAAm*
Money Market Mutual Funds	-	-	-	-	0.00%	-	Not rated
Certificates of Deposit	-	-	-	-	0.00%	-	BBB+ to AA-
Commercial Paper	-	-	-	-	0.00%	-	BBB+ to AA-
Restricted Investments-							
Scholarship Funds	-	-	-	-	0.00%	-	BBB+ to AA-
Education Foundation	33,511,927	33,511,927	-	-	100.00%	Various	BBB+ to AA-
Total Investments	\$ 33,511,927	\$ 33,511,927	\$ -	\$ -	100.00%		

B. PROPERTY TAXES

Property taxes are levied by October 1 on the assessed value listed as of the prior January 1 for all real and business personal property located in the District in conformity with Subtitle E, Texas Property Tax Code. Taxes are due on receipt of the tax bill and are delinquent if not paid before February 1 of the year following the year in which imposed. On January 31 of each year, a tax lien attaches to property to secure the payment of all taxes, penalties, and interest ultimately imposed. Property tax revenues are considered available (1) when they become due or past due and receivable within the current period and (2) when they are expected to be collected during a 60-day period after the close of the school fiscal year.

C. DELINQUENT TAXES RECEIVABLE

Delinquent taxes are prorated between maintenance and debt service based on rates adopted for the year of the levy. Allowances for uncollectible tax receivables within the General and Debt Service Funds are based on historical experience in collecting property taxes. Uncollectible personal property taxes are periodically reviewed and written off, but the District is prohibited from writing off real property taxes without specific statutory authority from the Texas Legislature.

D. INTERFUND BALANCES AND TRANSFERS

As of the current fiscal year end, there were no interfund balances.

Inter-fund transfers for the current year-end consisted of the following individual amounts:

FUND	Transfers In	Transfers Out
General Fund		
Major Governmental Funds	\$ -	\$ 54,036
Non-major Governmental Funds	-	150,346
Internal Service Funds	-	-
All Others	-	-
Total General Fund	\$ -	\$ 204,382
Major Governmental Funds		
General Fund	\$ 54,036	\$ -
Non-major Governmental Funds	-	-
Internal Service Funds	-	-
All Others	-	-
Total Major Governmental Funds	\$ 54,036	\$ -
Non-major Governmental Funds		
General Fund	\$ 150,346	\$ -
Other Major Governmental Funds	-	-
Internal Service Funds	-	-
All Others	-	-
Total Non-major Governmental Funds	\$ 150,346	\$ -
Total Interfund Transfers	\$ 204,382	\$ 204,382

Transfers are used to (1) move revenues from the fund that statute or budget requires to collect them to the fund that statute or budget requires to expend them and to cover operating deficits in funds such as the Food Service Funds. The District did make an operating transfer to the Food Service Fund during the current year for \$150,346. The District also made an operating transfer to the Capital Projects Fund during the current year for \$54,036.

During the current year end, the District did not make a one-time transfer of funds from the general fund to the debt service fund to subsidize, in part, the District's obligation of interest and sinking fund requirements.

E. DISAGGREGATION OF RECEIVABLES AND PAYABLES

Receivables at year-end were as follows:

	Due From				Total Receivables
	Property Taxes	Other Governments	Due From Other Funds	Other	
Governmental Activities:					
General Fund	\$ 154,872	\$ 11,024	\$ -	\$ -	\$ 165,896
Major Governmental Fund D/S	-	-	-	-	-
Non-major Governmental Funds	7,013	45	-	-	7,058
Internal Service Funds	-	-	-	-	-
Total Governmental Activities	\$ 161,885	\$ 11,069	\$ -	\$ -	172,954
Amounts not scheduled for collection during subsequent year	\$ -	\$ -	\$ -	\$ -	\$ -
Business-type Activities:					
Major Enterprise Fund	\$ -	\$ -	\$ -	\$ -	\$ -
Non-major Enterprise Funds	-	-	-	-	-
Total Business-type Activities	\$ -	\$ -	\$ -	\$ -	\$ -

Payables at year-end were as follows:

	Accounts Payable	Accrued Wages Payable	Accrued Expenditures / Expense	Due To Other Funds	Due To Other Govt.	Other	Total Payables
General Fund	\$ 24,281	\$ 130,902	\$ 3,386	\$ -	\$ 1,369,298	\$ -	\$ 1,527,867
Major Governmental Fund D/S	114,903	-	-	-	-	-	114,903
Non-major Governmental Funds	-	9,435	334	-	236	-	10,005
Internal Service Funds	-	-	-	-	-	-	-
Total Governmental Type Activities	\$ 139,184	\$ 140,337	\$ 3,720	\$ -	\$ 1,369,534	\$ -	\$ 1,652,775
Amounts not scheduled for payment during subsequent year	\$ -	\$ -	\$ -	\$ -	\$ -	\$ -	\$ -
Business-Type Activities:							
Major Enterprise Fund	\$ -	\$ -	\$ -	\$ -	\$ -	\$ -	\$ -
Non-major Enterprise Fund	-	-	-	-	-	-	-
Total Business-Type Activities	\$ -	\$ -	\$ -	\$ -	\$ -	\$ -	\$ -

F. CAPITAL ASSET ACTIVITY

Capital asset activity for the District for the current year-end was as follows:

	Primary Government			
	Beginning Balance	Additions	Retirements	Ending Balance
Governmental Activities:				
Non-Depreciable Assets:				
Land	\$ 90,778	\$ 50,488	\$ 1	\$ 141,265
Construction In Progress	-	944,819	-	944,819
Depreciable Assets:				
Buildings and Improvements	21,268,069	250,320	-	21,518,389
Furniture and Equipment	3,076,548	650,213	-	3,726,761
Long-Term Right to Use Lease Assets	-	-	-	-
Infrastructure	-	-	-	-
Totals at Historic Cost	\$ 24,435,395	\$ 1,895,840	\$ 1	\$ 26,331,234
Less Accumulated Depreciation & Amortization for:				
Buildings and Improvements	\$ 7,297,591	\$ 517,523	-	\$ 7,815,114
Furniture and Equipment	2,664,645	71,998	-	2,736,643
Long-Term Right to Use Lease Assets	-	-	-	-
Infrastructure	-	-	-	-
Total Accumulated Depreciation and Amortization	\$ 9,962,236	\$ 589,521	\$ -	\$ 10,551,757
Governmental Activities Capital Assets- Net	\$ 14,473,159	\$ 1,306,319	\$ 1	\$ 15,779,477

The District has no capital assets that are not being depreciated as of the current fiscal year end except for land and Construction in Progress.

LONG-TERM LEASE ASSETS

Intangible Right-to-Use Assets

In the previous fiscal year 2022, the District implemented the guidance in GASBS No. 87, *Leases*, but did not recognize the value of copiers, postage machines, and software leased under long-term contracts due to no current year long-term leases.

As of August 31, 2023, the District had no lease agreements in place for copiers, postage machines, software, or portable buildings with a lease term greater than one year. In the current year, the District did not enter into new lease agreements to replace older copiers. There are no lease agreements and therefore, there are no terms of the new lease agreements that require amortization and payments over future years.

SUBSCRIPTION BASED INFORMATION TECHNOLOGY ARRANGEMENTS (SBITA)

During the current year ended August 31, 2023, the District implemented GASB 96 which required the capitalization of Subscription Based Information Technology Arrangements (SBITA) with a subscription term longer than one year. The District is currently not obligated for agreements with time frames longer than one year.

Depreciation & amortization expense was charged to governmental functions as follows:

Instruction	\$ 382,790
Instructional Resources and Media Services	-
School Leadership	-
Student (Pupil) Transportation	34,345
Food Services	7,417
Cocurricular/Extracurricular Activities	91,808
General Administration	-
Plant Maintenance and Operations	73,161
In addition, depreciation on capital assets held by the District's Internal Service Fund(s) is charged to the various functions based on their usage of the assets	-
Total Depreciation & Amortization Expense	\$ 589,521

G. SHORT-TERM DEBT PAYABLE

The District accounts for short-term debts for maintenance purposes through the General Fund. Short-term debts include notes made in accordance with the provisions of the Texas Education Code Section 45.108. The proceeds from loans are shown in the governmental fund financial statements as Other Resources and principal payments are shown as Other Uses. The District had no short-term debt payable obligations at any time during the current fiscal year.

H. BONDS AND LONG-TERM NOTES PAYABLE

The following is a summary of the District's long-term debt for the year ended August 31, 2023:					
	Beginning Balance	Additions	Reductions	Ending Balance	Due Within One Year
Governmental Activities					
Long-Term Debt Payable:					
General Obligation Bonds	\$ -	\$ 6,945,000	\$ -	\$ 6,945,000	\$ 980,000
Maintenance Tax Notes	-	-	-	-	-
Financed Purchase Obligations	-	-	-	-	-
Long-Term Right to Use Leases	-	-	-	-	-
Long-Term SBITA Liabilities	-	-	-	-	-
Total Long-Term Debt Payable	\$ -	\$ 6,945,000	\$ -	\$ 6,945,000	\$ 980,000
Other Liabilities:					
Accretion Interest	\$ -	\$ -	\$ -	\$ -	-
Premium on Bond Issuance	-	279,505	27,950	251,555	-
Accrued Interest Payable	-	14,069	-	14,069	14,069
Total Other Liabilities	\$ -	\$ 293,574	\$ 27,950	\$ 265,624	\$ 14,069
Total Governmental Activities All Long-Term Debt Payable	\$ -	\$ 7,238,574	\$ 27,950	\$ 7,210,624	\$ 994,069

Governmental Activities Long-Term Debt By Issue:							
Description	Interest Rate	Original Issue	Interest Current Year	Beginning Balance 9/1/2022	Additions	Reductions	Ending Balance 8/31/2023
General Obligation Bonds:							
U/L TAX SCHOOL BUILDING BONDS 2023 SERIES	4.00-6.00%	\$ 6,945,000	\$ 150,675	\$ -	\$ 6,945,000	\$ -	\$ 6,945,000
N/A	0.00 - 0.00%	\$ -	\$ -	\$ -	\$ -	\$ -	\$ -
Total General Obligation Bonds			\$ 150,675	\$ -	\$ 6,945,000	\$ -	\$ 6,945,000
Maintenance Tax Notes:							
N/A	0.00%	\$ -	\$ -	\$ -	\$ -	\$ -	\$ -
N/A	0.00%	\$ -	\$ -	\$ -	\$ -	\$ -	\$ -
Total Maintenance Tax Notes			\$ -	\$ -	\$ -	\$ -	\$ -
Financed Purchase Obligations:							
N/A	0.00%	\$ -	\$ -	\$ -	\$ -	\$ -	\$ -
N/A	0.00%	\$ -	\$ -	\$ -	\$ -	\$ -	\$ -
Total Financed Purchase Obligations			\$ -	\$ -	\$ -	\$ -	\$ -
Long-Term Right to Use Leases:							
N/A	0.00%	\$ -	\$ -	\$ -	\$ -	\$ -	\$ -
N/A	0.00%	\$ -	\$ -	\$ -	\$ -	\$ -	\$ -
Total Long-Term Right to Use Leases			\$ -	\$ -	\$ -	\$ -	\$ -
Long-Term SBITA Liabilities							
N/A	0.00%	\$ -	\$ -	\$ -	\$ -	\$ -	\$ -
N/A	0.00%	\$ -	\$ -	\$ -	\$ -	\$ -	\$ -
Total Long-Term SBITA Liabilities			\$ -	\$ -	\$ -	\$ -	\$ -
Total Governmental Activities Long-Term Debt Payable			\$ 150,675	\$ -	\$ 6,945,000	\$ -	\$ 6,945,000

The following table summarizes the District's governmental activities annual debt service requirements for long-term debt as of August 31, 2023:

	General Obligation Bonds		Maintenance Tax Notes		Financed Purchase Obligations	
	Principal	Interest	Principal	Interest	Principal	Interest
2024	\$ 980,000	\$ 301,350	\$ -	\$ -	\$ -	\$ -
2025	1,075,000	245,075	-	-	-	-
2026	925,000	195,075	-	-	-	-
2027	780,000	152,450	-	-	-	-
2028	555,000	119,075	-	-	-	-
2029-2033	2,630,000	267,400	-	-	-	-
2034-2038	-	-	-	-	-	-
2039-2043	-	-	-	-	-	-
2044-2048	-	-	-	-	-	-
2049-2053	-	-	-	-	-	-
Totals	\$ 6,945,000	\$ 1,280,425	\$ -	\$ -	\$ -	\$ -
	Long-Term Right to Use Leases		Long-Term SBITA Liab.		Totals	
	Principal	Interest	Principal	Interest	Principal	Interest
2024	\$ -	\$ -	\$ -	\$ -	\$ 980,000	\$ 301,350
2025	-	-	-	-	1,075,000	245,075
2026	-	-	-	-	925,000	195,075
2027	-	-	-	-	780,000	152,450
2028	-	-	-	-	555,000	119,075
2029-2033	-	-	-	-	2,630,000	267,400
2034-2038	-	-	-	-	-	-
2039-2043	-	-	-	-	-	-
2044-2048	-	-	-	-	-	-
2049-2053	-	-	-	-	-	-
Totals	\$ -	\$ -	\$ -	\$ -	\$ 6,945,000	\$ 1,280,425

During the current year August 31, 2023, the District issued bonds of \$6,945,000 to upgrade various facilities in the District. The bonds carry interest rates between 4.0% and 6.0%.

In prior years, the District has defeased certain general obligation bonds by placing the proceeds of new bonds in an irrevocable trust to provide for all future debt service payments on the old bonds. Accordingly, no trust account assets and liabilities for the defeased bonds exist and none are included in the District's financial statements. As of August year-end, \$0 of bonds considered defeased are still outstanding.

There are a number of limitations and restrictions contained in the general obligation bond indenture. District administration has indicated that the District is in compliance with all significant limitations and restrictions at year-end.

LONG-TERM LEASE OBLIGATIONS

Intangible Right-to-Use Lease Liabilities

In the previous fiscal year 2022, the District implemented the guidance of GASB Statement No. 87, Leases, for accounting and reporting leases that had previously been reported as operating leases.

Copier Leases

The District does not lease copier/printers. The District did not enter into a new lease which requires a minimum monthly lease payment plus additional charges for excess usage and excluding applicable taxes. The leased equipment and accumulated amortization of the right-to-use assets would be shown in Note F except there are no long-term leases to report.

Phone Leases

The District does not lease phones. The leased equipment and accumulated amortization of the right-to-use assets would be show in Note F except there are no long-term leases to report.

SUBSCRIPTION BASED INFORMATION TECHNOLOGY ARRANGEMENTS (SBITA)

During the current year ended August 31, 2023, the District implemented GASB 96 which required the capitalization of Subscription Based Information Technology Arrangements (SBITA) with a subscription term longer than one year. The District is currently not obligated for agreements with time frames longer than one year. Therefore, there is no imputed interest rate used. Also, there are no terms of the agreements that require amortization of the agreements over a period.

I. COMMITMENTS UNDER OPERATING LEASES

Commitments under short-term lease agreements for equipment are reported as rental expenditures in appropriate functional categories depending on the related usage of the equipment. Those leases provide for month-to-month or other short-term rental obligations of 12 months or less.

J. ACCUMULATED UNPAID VACATION AND SICK LEAVE BENEFITS

Upon retirement or death of certain employees, the District pays any accrued sick leave and vacation leave in "lump sum" cash payment to such employee or his/her estate. Individuals employed after October 1, 1985, are not eligible to receive the lump sum payments.

K. DEFINED BENEFIT PENSION PLAN

a. Plan Description

The District participates in a cost-sharing multiple-employer defined benefit pension that has a special funding situation. The plan is administered by the Teacher Retirement System of Texas (TRS). It is a defined benefit pension plan established and administered in accordance with the Texas Constitution, Article XVI, Section 67 and Texas Government Code, Title 8, Subtitle C. The pension trust fund is a qualified pension trust under Section 401(a) of the Internal Revenue Code. The Texas Legislature establishes benefits and contribution rates within the guidelines of the Texas Constitution. The pension's Board of Trustees does not have the authority to establish or amend benefit terms.

All employees of public, state-supported educational institutions in Texas who are employed for one-half or more of the standard workload and who are not exempted from membership under Texas Government Code, Title 8, Section 822.002 are covered by the system.

b. Pension Plan Fiduciary Net Position

Detail information about the Teacher Retirement System's fiduciary net position is available in a separately issued Annual Comprehensive Financial Report (ACFR) that includes financial statements and required supplementary information. That report may be obtained on the Internet at http://www.trs.texas.gov/Pages/about_publications.aspx; by writing to TRS at 1000 Red River Street, Austin, TX, 78701-2698, or by calling (512) 542-6592.

c. Benefits Provided

TRS provides service and disability retirement, as well as death and survivor benefits, to eligible employees (and their beneficiaries) of public and higher education in Texas. The pension formula is calculated using 2.3 percent (multiplier) times the average of the five highest annual creditable salaries times years of credited service to arrive at the annual standard annuity except for members who are grandfathered, the three highest annual salaries are used. The normal service retirement is at age 65 with 5 years of credited service or when the sum of the member's age and years of credited service equals 80 or more years. Early retirement is at age 55 with 5 years of service credit or earlier than 55 with 30 years of service credit. There are additional provisions for early retirement if the sum of the member's age and years of service credit total at least 80, but the member is less than age 60 or 62 depending on date of employment, or if the member was grandfathered in under a previous rule. There are no automatic post-employment benefit changes; including automatic COLAs. Ad hoc post-employment benefit changes, including ad hoc COLAs can be granted by the Texas Legislature as noted in the Plan description in (a) above.

Texas Government Code section 821.006 prohibits benefit improvements, if, as a result of the particular action, the time required to amortize TRS' unfunded actuarial liabilities would be increased to a period that exceeds 31 years, or, if the amortization period already exceeds 31 years, the period would be increased by such action. Actuarial implications of the funding provided in the manner are determined by the System's actuary.

d. Contributions

Contribution requirements are established or amended pursuant to Article 16, section 67 of the Texas Constitution which requires the Texas legislature to establish a member contribution rate of not less than 6 percent of the member's annual compensation and a state contribution rate of not less than 6 percent and not more than 10 percent of the aggregate annual compensation paid to members of the system during the fiscal year.

Employee contribution rates are set in state statute, Texas Government Code 825.402. The TRS Pension Reform Bill (Senate Bill 12) of the 86th Texas Legislature amended Texas Government Code 825.402 for member contributions and increased employee and employer contribution rates for fiscal years 2020 thru 2025. Contribution Rates can be found in the TRS 2022 ACFR, Note 11, on page 85.

	<u>Contribution Rates</u>	
	<u>2022</u>	<u>2023</u>
Member	8.00%	8.00%
Non-Employer Contributing Entity (State)	7.75%	8.00%
Employers	7.75%	8.00%
Current fiscal year employer contributions	\$	32,838
Current fiscal year member contributions	\$	163,678
2022 measurement year NECE on-behalf contributions	\$	133,477
<u>Payments made by the State On-Behalf of the District for Medicare, Part D:</u>		
Fiscal year 2021 Medicare, Part D On-Behalf	\$	8,664
Fiscal year 2022 Medicare, Part D On-Behalf	\$	8,766
Fiscal year 2023 Medicare, Part D On-Behalf	\$	10,364

Contributors to the plan include members, employers and the State of Texas as the only non-employer contributing entity. The State is the employer for senior colleges, medical schools and state agencies including TRS. In each respective role, the State contributes to the plan in accordance with state statutes and the General Appropriations Act (GAA).

As the non-employer contributing entity for public education and junior colleges, the State of Texas contributes to the retirement system an amount equal to the current employer contribution rate times the aggregate annual compensation of all participating members of the pension trust fund during that fiscal year reduced by the amounts described below which are paid by the employers. Employers (public school, junior college, other entities or the State of Texas as the employer for senior universities and medical schools) are required to pay the employer contribution rate in the following instances:

- On the portion of the member's salary that exceeds the statutory minimum for members entitled to the statutory minimum under Section 21.402 of the Texas Education Code.
- During a new member's first 90 days of employment.
- When any part or all of an employee's salary is paid by federal funding sources, a privately sponsored source, from non-educational and general, or local funds.
- When the employing district is a public junior college or junior college district, the employer shall contribute to the retirement system an amount equal to 50 percent of the state contribution rate for certain instructional or administrative employees; and 100 percent of the state contribution rate for all other employees.

In addition to the employer contributions listed above, there is an additional surcharge an employer is subject to.

- All public schools, charter schools, and regional educational service centers must contribute 1.6 percent of the member’s salary beginning in fiscal year 2022, gradually increasing to 2 percent in fiscal year 2025.
- When employing a retiree of the Teacher Retirement System the employer shall pay both the member contribution and the state contribution as an employment after retirement surcharge.

e. Actuarial Assumptions

The total pension liability in the August 31, 2021, actuarial valuation was determined using the following actuarial assumptions: Actuarial Assumptions can be found in the 2022 TRS ACFR, Note 11, page 87.

Valuation Date	August 31, 2021 rolled forward to August 31, 2022
Actuarial Cost Method	Individual Entry Age Normal
Asset Valuation Method	Fair Value
Single Discount Rate	7.00%
Long-term expected investment rate of return	7.00%
Municipal Bond Rate of of August 2020	Fixed Income Market Data/Yield Curve/Data Municipal Bonds with 20 years to maturity that include only federally tax-exempt municipal bonds as reported in Fidelity Index's "20-Year Municipal GO AA Index"
Inflation	2.30%
Salary Increases including inflation	2.95 % to 8.95% including inflation
% Benefit Changes during the year	None
Ad hoc post-employment benefit changes	None

The actuarial methods and assumptions are used in the determination of the total pension liability are the same assumptions used in the actuarial valuation as of August 31, 2021. For a full description of these assumptions please see the actuarial valuation report dated November 12, 2021.

f. Discount Rate

A single discount rate of 7.00 percent was used to measure the total pension liability. The single discount rate was based on the expected rate of return on plan investments of 7.00 percent. The projection of cash flows used to determine this single discount rate assumed that contributions from active members, employers and the non-employer contributing entity will be made at the rates set by the legislature during the 2019 session. It is assumed that future employer and state contributions will be 8.50 percent of payroll in fiscal year 2020 gradually increasing to 9.55 percent of payroll over the next several years. This includes all employer and state contributions for active and rehired retirees.

Based on those assumptions, the pension plan’s fiduciary net position was projected to be available to make all future benefit payments of current plan members. Therefore, the long-term expected rate of return on pension plan investments was applied to all periods of projected benefit payments to determine the total pension liability.

The long-term rate of return on pension plan investments is 7.00 percent. The long-term expected rate of return on pension plan investments was determined using a building-block method in which best-estimates ranges of expected future real rates of return (expected returns, net of pension plan investment expense and inflation) are developed for each major asset class. These ranges are combined to produce the long-term expected rate of return by weighting the expected future real rates of return by the target asset allocation percentage and by adding expected inflation. Best estimates of geometric real rates of return for each major asset class included in the System’s target asset allocation as of August 31, 2022 (see page 54 of the TRS ACFR) are summarized below:

Teacher Retirement System of Texas
Asset Allocation and Long-Term Expected Real Rate of Return
As of August 31, 2022

Table 3.A.1: Asset Allocations			
Asset Class	Target Allocation %**	Long-Term Expected Geometric Real Rate of Return***	Expected Contribution to Long-Term Portfolio Returns
Global Equity			
USA	18.00 %	4.60 %	1.12 %
Non-US Developed	13.00	4.90	0.90
Emerging Markets	9.00	5.40	0.75
Private Equity*	14.00	7.70	1.55
Stable Value			
Government Bonds	16.00	1.00	0.22
Absolute Return*	0.00	3.70	0.00
Stable Value Hedge Funds	5.00	3.40	0.18
Real Return			
Real Estate	15.00	4.10	0.94
Energy, Natural Resources & Infrastructure	6.00	5.10	0.37
Commodities	0.00	3.60	0.00
Risk Parity			
Asset Allocation Leverage	8.00	4.60	0.43
Asset Allocation Leverage			
Cash	2.00	3.00	0.01
Asset Allocation Leverage	(6.00)	3.60	(0.05)
Inflation Expectation			
Volatility Drag****			2.70
			(0.91)
Expected Return	100.00 %		8.19 %
*Absolute Return includes Credit Sensitive Investments.			
**Target allocations are based on the FY2022 policy model.			
***Capital Market Assumptions come from Aon Hewitt (as of 8/31/2022).			
****The volatility drag results from the conversion between arithmetic and geometric mean returns.			

g. Discount Rate Sensitivity Analysis

The following table presents the Net Pension Liability of the plan using the discount rate of 7.00 percent, and what the net pension liability would be if it were calculated using a discount rate that is one percentage point lower (6.00 percent) or one percentage point higher (8.00 percent) than the current rate. The discount rate can be found in the 2022 TRS ACFR, Note 11, page 87 and the Table of Sensitivities [Table 11.I.1] can be found on page 87.

	1% Decrease in Discount Rate (6.00%)	Discount Rate (7.00%)	1% Increase in Discount Rate (8.00%)
District's proportionate share of the net p	\$ 1,050,424	\$ 675,244	\$ 371,143

h. Pension Liabilities, Pension Expense, and Deferred Outflows of Resources and Deferred Inflows of Resources Related to Pensions

At the current year ended August 31, the District reported a liability of \$675,244 for its proportionate share of the TRS net pension liability. This liability reflects a reduction for State pension support provided to the District. The amount recognized by the District as its proportionate share of the net pension liability, the related State support, and the total portion of the net pension liability that was associated with the District were as follows:

District's proportionate share of the collective net pension liability	\$ 675,244
State's proportionate share that is associated with the District	<u>1,698,177</u>
Total	<u>\$ 2,373,421</u>

The net pension liability was measured as of August 31, 2022 and the total pension liability used to calculate the net pension liability was determined by an actuarial valuation as of that date. The employer's proportion of the net pension liability was based on the employer's contributions to the pension plan relative to the contributions of all employers to the plan for the period September 1, 2021, thru August 31, 2022.

At August 31, 2022, the employer's proportion of the collective net pension liability was 0.0011373982% which was an increase (decrease) of 0.0000675478% from its proportion measured as of August 31, 2021.

Changes Since the Prior Actuarial Valuation

There were no changes in assumptions since the prior measurement date.

For the measurement year ended August 31, the District recognized the following:

Year Ended August 31, 2023 pension expense	<u>\$ 221,872</u>
Revenue for support provided by the State	<u>\$ 162,326</u>

As of the current year ended August 31, the District reported its proportionate share of the TRS deferred outflows of resources and deferred inflows of resources related to pensions from the following sources: The current year amounts can be found on the GASB 68 Plan Level Schedule of Deferred Inflows and Outflows file, rows 11, 20, 29 and 38 in column I and J.

	Deferred Outflows of Resources	Deferred Inflows of Resources
Differences between expected and actual actuarial experiences	\$ 9,791	\$ 14,722
Changes in actuarial assumptions	125,820	31,358
Differences between projected and actual investment earnings	66,712	-
Changes in proportion and differences between the employer's contributions and the proportionate share of contributions	30,180	59,473
Total as of August 31, 2022 measurement date	\$ 232,503	\$ 105,553
Contributions paid to TRS subsequent to the measurement date	32,838	-
Total as of fiscal year-end	\$ 265,341	\$ 105,553

The net amounts of the employer's balances of deferred outflows and inflows of resources related to pensions will be recognized in pension expense as follows:

Fiscal year ended August 31,	Pension Expense Amount
2024	\$ 30,655
2025	11,328
2026	(5,823)
2027	76,837
2028	13,953
Thereafter	-

L. HEALTH CARE COVERAGE

The District provided health insurance coverage for employees under the provisions of the Teacher Retirement System of Texas (TRS) active care health insurance plan during the current year. The District paid premiums per month per employee to the plan. Employees, at their option, authorized payroll withholdings to pay premiums for dependents. The plan was authorized by Article 3.51-2, Texas Insurance Code and was documented by contractual agreement.

M. UNEARNED REVENUE AND DEFERRED INFLOWS OF RESOURCES- UNAVAILABLE REVENUE - GOVERNMENTAL FUND FINANCIAL STATEMENTS

Unearned Revenue and Deferred Inflows of Resources - Unavailable revenue at year-end consisted of the following:

	General Fund	Special Revenue Funds	Debt Service Fund	Total
Unearned Revenue:				
Unearned Grant Revenue	\$ -	\$ -	\$ -	\$ -
Other Unearned Revenue	-	-	-	-
Total Unearned Revenue	\$ -	\$ -	\$ -	\$ -
Deferred Inflows of Resources:				
Unavailable Revenue-Property Taxes	\$ 116,154	\$ -	\$ 5,260	\$ 121,414
Other Unavailable Revenue	-	-	-	-
Total Deferred Inflows	\$ 116,154	\$ -	\$ 5,260	\$ 121,414

N. DUE FROM OTHER GOVERNMENTS

The District participates in a variety of federal and state programs from which it receives grants to partially or fully finance certain activities. In addition, the District receives entitlements from the State through the School Foundation and Per Capita Programs. Amounts due from federal and state governments at year end, are summarized below. All federal grants shown below are passed through the TEA and are reported on the combined financial statements as “Due from State Agencies” except for some federal programs which are received directly from the federal government for grants such as the REAP Program.

FUND	Due From State - Foundation Entitlements	Due From State -State & Federal Grants	Due From Other Governments	Total
General	\$ 4,069	\$ -	\$ 6,955	\$ 11,024
Special Revenue	-	-	-	-
Debt Service	-	-	45	45
Totals	\$ 4,069	\$ -	\$ 7,000	\$ 11,069

O. REVENUE FROM LOCAL AND INTERMEDIATE SOURCES

During the current year, revenues from local and intermediate sources consisted of the following:

	General Fund	Special Revenue Fund	Debt Service Fund	Capital Projects Fund	Total
Property Taxes	\$ 6,243,903	\$ -	\$ 1,646	\$ -	\$ 6,245,549
Penalties, Interest and Other Tax- Related Income Including Windfarm	24,708	-	1,242	-	25,950
Investment Income	535,716	2,281	20,711	129,511	688,219
Food Sales	-	43,705	-	-	43,705
Co-curricular Student Activities	970	15,533	-	-	16,503
Donations from Education Foundation	-	-	-	-	-
Insurance Recovery, SSA, & Other	39,063	-	-	-	39,063
Totals	\$ 6,844,360	\$ 61,519	\$ 23,599	\$ 129,511	\$ 7,058,989

P. LITIGATION

The District is exposed to various risks of losses related to torts; theft of, damage to, and destruction of assets; errors and omissions; injuries to employees; and natural disasters. The District is aware of pending exposure to claims related to these areas; however, legal counsel and the District do not expect any financial exposure to assets of the District.

Q. CONSTRUCTION & OTHER SIGNIFICANT COMMITMENTS & CONTINGENCIES

The District at year-end had not incurred or made any additional commitments and/or contingencies in connection with construction or other areas of significance.

R. JOINT VENTURE-SHARED SERVICE ARRANGEMENTS

The District is a member of the West Central Texas Shared Services Arrangement ("SSA") and Colorado ISD Credit Recovery SSA. The SSA provides services for special education to member districts. Sweetwater and Colorado Independent School Districts are the fiscal agents for the SSA. In addition to the District, other member districts participate in the special education cooperative. The fiscal agent provides SSA services. The member districts provide the funds to the fiscal agent. The Shared Services Arrangements - Special Education has been accounted for using Model 3 in the SSA section of the TEA Resource Guide. The District has accounted for the payments to the fiscal agent of the SSA in the General Fund as intergovernmental expenditures. The District's expenditures to the SSA for the current year-end were as follows:

Shared Services Arrangement	Type of Services	Fiscal Agent	Funding Source	Fiscal Agent	District	Program
				Special Revenue Fund	Special Revenue Fund	Expenditures Current Year
West Central Texas SSA	Special Education	Sweetwater ISD	State Special Education	437	N.A	\$ 25,860
West Central Texas SSA	Abstinence Coalition	Sweetwater ISD	Member Districts	457	N.A	\$ 1,269
West Central Texas SSA	Pregnancy Ed Parent Credit	Sweetwater ISD Colorado	State/Local Member Dist. State/Local	456	N.A	\$ 1,000
Colorado ISD	Recovery	ISD	Member Dist.	446	N.A	\$ 14,300
TOTAL FUNCTION 93 EXPENDITURES						\$ 42,429

The District does not participate in shared service arrangements with other school districts for various educational activities. In addition to the District, other member districts participate in the educational cooperatives and the fiscal agent provides SSA services. The funding for each activity is received by the fiscal agent from the grantor agency. The fiscal agent then provides services to the member districts. According to guidance provided in TEA's Resource Guide, the Fiscal Agent has accounted for the fiscal agent's activities of the SSA in a Special Revenue Fund. The Shared Services Arrangements has been accounted for using Model 2 in the SSA section of the TEA Resource Guide. The District neither has a joint ownership interest in fixed assets purchased by the fiscal agent, nor does the District have a net equity interest in the fiscal agent. The fiscal agent is neither accumulating significant financial resources nor fiscal exigencies that would give rise to a future additional benefit or burden to the District. The fiscal agent manager is responsible for all financial activities of the shared services arrangement. The District does not participate in other shared service activities and therefore none are presented below in which the District participates, and the extent of funding received and expended under each program.

S. SUBSEQUENT EVENTS

In preparing the basic financial statements, District administration has evaluated events and transactions for potential recognition or disclosure through **November 15, 2023**, the date this Annual Financial Report was issued. No material subsequent events had occurred in the period of August 31, 2023, through that date.

T. RELATED ORGANIZATIONS

The District at present does maintain an Educational Foundation (the "Foundation"). This entity was established as a not-for-profit entity to provide assistance and support for teachers and students to develop special programs and projects and other school district support activities. This entity is a "related organization" of the District as defined by *Governmental Accounting Standards Board Statement No. 14 and amended by Statement 61*. The members of the board of the Foundation are appointed by the District and the support for the District is material. Thus, the financial information is included in the report as a fiduciary component unit.

U. MAINTENANCE OF EFFORT

The District is in compliance with the maintenance of effort requirements in connection with health insurance.

V. RELATED PARTY TRANSACTIONS

The District incurs related party transactions with businesses owned or employers for various members of the board of trustees. The District did not incur any material reportable related party transactions or balances as of and during the current year end.

W. FUND BALANCE / NET POSITION ADJUSTMENTS

The District did not make a fund balance adjustment; and did not make a net position adjustment during the current year in the governmental activities.

Governmental Fund Balance	General Fund	Debt Service Fund	Capital Projects Fund	Total
Increase (Decrease) Beginning of Year Fund Balance				
From N/A	\$ -	\$ -	\$ -	\$ -
Totals	\$ -	\$ -	\$ -	\$ -
Government Wide Net Position				
Increase (Decrease) Beg of Year Net Position:				
Prior Period Adjustment - GASB 87 Long-term Leases			\$ -	-
			\$ -	-

X. WORKERS COMPENSATION / PROPERTY & CASUALTY / UNEMPLOYMENT

Workers' Compensation Program

During the current year, the District met its statutory workers' compensation obligations through participation in the TASB Risk Management Fund (the Fund). The Fund was created and is operated under the provisions of the Inter-local Cooperation Act, Chapter 791 of the Texas Government Code. The Fund's workers' compensation program is authorized by Chapter 504, Texas Labor Code. All members participating in the Fund execute Inter-local Agreements that define the responsibilities of the parties. The Fund provides statutory workers' compensation benefits to its members and their injured employees.

The Fund and its members are protected against higher than expected claims costs through the purchase of stop loss coverage for any claim in excess of the Fund's self-insured retention of \$1.5 million. The Fund uses the services of an independent actuary to determine reserve adequacy and fully funds those reserves. As of August 31, 2023, the Fund carries a discounted reserve of \$0 for future development on reported claims and claims that have been incurred but not yet reported. For the year ended August 31, 2023, the Fund anticipates no additional liability to members beyond their contractual obligation for payment of contributions.

The Fund engages the services of an independent auditor to conduct a financial audit after the close of each plan year on August 31. The audit is accepted by the Fund's Board of Trustees in February of the following year. The Fund's audited financial statements as of August 31, 2023, are available at the TASB offices and have been filed with the Texas Department of Insurance in Austin.

Unemployment Compensation Program

During the current year, the District provided unemployment compensation coverage to its employees through participation in the TASB Risk Management Fund (the Fund). The Fund was created and is operated under the provisions of the Inter-Local Cooperation Act, Chapter 791 of the Texas Government Code. The Fund's unemployment compensation program is authorized by Section 22.005 of the Texas Education Code and Chapter 172 of the Texas Local Government Code. All members participating in the Fund execute Inter-Local Agreements that define the responsibilities of the parties.

The Fund meets its quarterly obligations to the Texas Workforce Commission. Expenses are accrued each month until the quarterly payment has been made. Expenses can be reasonably estimated; therefore, there is no need for specific or aggregate stop loss coverage for Unemployment Compensation pool members.

The Fund engages the services of an independent auditor to conduct a financial audit after the close of each plan year on August 31. The audit is accepted by the Fund's Board of Trustees in February of the following year. The Fund's audited financial statements as of August 31, are available at the TASB offices and have been filed with the Texas Department of Insurance in Austin.

Y. DEFINED OTHER POST-EMPLOYMENT BENEFIT PLANS

a. Plan Description

The District participates in the Texas Public School Retired Employees Group Insurance Program (TRS-Care). It is a multiple-employer, cost-sharing defined Other Post-Employment Benefit (OPEB) plan with a special funding situation. The TRS-Care program was established in 1986 by the Texas Legislature.

The TRS Board of Trustees administers the TRS-Care program and the related fund in accordance with Texas Insurance Code Chapter 1575. The Board of Trustees is granted the authority to establish basic and optional group insurance coverage for participants as well as to amend benefit terms as needed under Chapter 1575.052. The Board may adopt rules, plans, procedures, and orders reasonably necessary to administer the program, including minimum benefits and financing standards.

b. OPEB Plan Fiduciary Net Position

Detail information about the TRS-Care's fiduciary net position is available in the separately issued TRS Annual Comprehensive Financial Report that includes financial statements and required supplementary information. That report may be obtained on the Internet at http://www.trs.texas.gov/Pages/about_publications.aspx; by writing to the TRS at 1000 Red River Street, Austin, TX, 78701-2698; or by calling (512)-542-6592.

c. Benefits Provided

TRS-Care provides health insurance coverage to retirees from public and charter schools, regional education service centers and other educational districts who are members of the TRS pension plan. Optional dependent coverage is available for an additional fee.

Eligible non-Medicare retirees and their dependents may enroll in TRS-Care Standard, a high-deductible health plan. Eligible Medicare retirees and their dependents may enroll in the TRS-Care Medicare Advantage medical plan and the TRS-Care Medicare Rx prescription drug plan. To qualify for TRS-Care coverage, a retiree must have at least 10 years of service credit in the TRS pension system. There are no automatic post-employment benefit changes; including automatic COLAs.

The premium rates for retirees are reflected in the following table.

TRS-Care Monthly Premium Rates		
	Medicare	Non-Medicare
Retiree or Surviving Spouse	\$ 135	\$ 200
Retiree and Spouse	529	689
Retiree or Surviving Spouse and Children	468	408
Retiree and Family	1,020	999

d. Contributions

Contribution rates for the TRS-Care plan are established in state statute by the Texas Legislature, and there is no continuing obligation to provide benefits beyond each fiscal year. The TRS-Care plan is currently funded on a pay-as-you-go basis and is subject to change based on available funding. Funding for TRS-Care is provided by retiree premium contributions and contributions from the state, active employees, and school districts based upon public school district payroll. The TRS Board of trustees does not have the authority to set or amend contribution rates.

Texas Insurance Code, section 1575.202 establishes the state’s contribution rate which is 1.25 percent of the employee’s salary. Section 1575.203 establishes the active employee’s rate which is .65 percent of pay. Section 1575.204 establishes an employer contribution rate of not less than 0.25 percent or not more than 0.75 percent of the salary of each active employee of the public or charter school. The actual employer contribution rate is prescribed by the Legislature in the General Appropriations Act. The following table shows contributions to the TRS-Care plan by type of contributor.

	Contribution Rates	
	<u>2022</u>	<u>2023</u>
Active Employee	0.65%	0.65%
Non-Employer Contributing Entity (State)	1.25%	1.25%
Employers	0.75%	0.75%
Federal/Private Funding Remitted by Employers	1.25%	1.25%
2023 Employer Contributions		\$ 20,695
2023 Member Contributions		\$ 13,299
2023 NECE On-behalf Contributions		\$ 18,838

In addition to the employer contributions listed above, there is an additional surcharge all TRS employers are subject to (*regardless of whether they participate in the TRS Care OPEB program*). When hiring a TRS retiree, employers are required to pay to TRS Care a monthly surcharge of \$535 per retiree.

TRS-Care received supplemental appropriations from the State of Texas as the Non-Employer Contributing Entity in the amount of \$5,520,343 in fiscal year 2022 for consumer protections against medical and health care billing by certain out-of-network providers.

e. Actuarial Assumptions

The actuarial valuation was performed as of August 31, 2021. Update procedures were used to roll forward the Total OPEB Liability to August 31, 2022. The actuarial valuation was determined using the following actuarial assumptions: Actuarial Assumptions can be found in the 2022 TRS ACFR, Note 9, page 77.

The actuarial valuation of the OPEB plan offered through TRS-Care is similar to the actuarial valuation performed for the pension plan, except that the OPEB valuation is more complex. The demographic assumptions were developed in the experience study performed for TRS for the period ending August 31, 2017.

The following assumptions and other inputs used for member of TRS-Care are based on an established pattern of practice and are identical to the assumptions used in the August 31, 2021, TRS pension actuarial valuation that was rolled forward to August 31, 2022:

Rates of Mortality	Rates of Disability
Rates of Retirement	General Inflation
Rates of Termination	Wage Inflation

The active mortality rates were based on 90 percent of the RP-2014 Employee Mortality Tables for males and females. The post-retirement mortality rates for healthy lives were based on the 2018 TRS of Texas Healthy Pensioner Mortality Tables, with full generational projection using the ultimate improvement rates from the mortality projection scale MP-2018.

<u>Additional Actuarial Methods and Assumptions:</u>	
Valuation Date	August 31, 2021 rolled forward to August 31, 2022
Actuarial Cost Method	Individual Entry Age Normal
Inflation	2.30%
Single Discount Rate	3.91% as of August 31, 2022
Aging Factors	Based on plan specific experience
Expenses	Thiry-party administrative expenses related to the delivery of health care benefits are included in the age-adjusted claims costs
Projected Salary Increases	3.05% to 9.05%, including inflation
Healthcare Trend Rates	The initial medical trend rates were 8.25 percent for Medicare retirees and 7.25 percent for non-Medicare retirees. The initial prescription drug trend rate was 8.25 percent for all retirees. The initial trend rates decrease to an ultimate trend rate of 4.25 percent over a period of 13 years.
Election Rates	Normal Retirement: 65% participation prior to age 65 and 40% participation after age 65, 25% of pre-65 retirees are assumed to discontinue coverage at age 65
Ad-hoc Post Employment Benefit Changes	None

f. Discount Rate

A single discount rate of 3.91 percent was used to measure the total OPEB Liability. There was a increase of 1.96 percent in the discount rate since the previous year. The Discount Rate can be found in the 2022 TRS ACFR on page 77. Because the plan is essentially a “pay-as-you-go” plan, the single discount rate is equal to the prevailing municipal bond rate. The projection of cash flows used to determine the discount rate assumed that contributions from active members and those of the contributing employers and the non-employer contributing entity are made at a statutorily required rates. Based on those assumptions, the OPEB plan’s fiduciary net position was projected *to not be able* to make all future benefit payments of current plan members. Therefore, the municipal bond rate was used for the long-term rate of return and was applied to all periods of projected benefit payments to determine the total OPEB liability.

The source of the municipal bond rate is the Fidelity “20-year Municipal GO AA Index” as of August 31, 2021, using the fixed-income Market Data/Yield Curve/ Data Municipal bonds with 20 years to maturity that include only federally tax-exempt municipal bonds.

g. Discount Rate Sensitivity Analysis

The following schedule shows the impact of the Net OPEB Liability if the discount rate used was 1 percentage point lower than and 1 percentage point higher than the discount rate that was used (3.91%) in measuring the Net OPEB Liability.

	1% Decrease in Discount Rate (2.91%)	Discount Rate (3.91%)	1% Increase in Discount Rate (4.91%)
Proportionate share of the net OPEB liability	\$ 530,821	\$ 450,200	\$ 384,886

h. OPEB Liabilities, OPEB Expense, and Deferred Outflows of Resources and Deferred Inflows of Resources Related to OPEBs

At the current year-end August 31, the District reported a liability of \$450,200 for its proportionate share of the TRS's Net OPEB Liability. This liability reflects a reduction for State OPEB support provided to the District. The amount recognized by the District as its proportionate share of the net OPEB liability, the related State support, and the total portion of the Net OPEB Liability that was associated with the District were as follows:

District's proportionate share of the collective net OPEB liability	\$ 450,200
State's proportionate share that is associated with the District	549,173
Total	<u>\$ 999,373</u>

The Net OPEB Liability was measured as of August 31, 2022, and the Total OPEB Liability used to calculate the Net OPEB Liability was determined by an actuarial valuation as of that date. The employer's proportion of the Net OPEB Liability was based on the employer's contributions to OPEB relative to the contributions of all employers to the plan for the period September 1, 2021, thru August 31, 2022.

At the current year-end August 31, the employer's proportion of the collective Net OPEB Liability was 0.0018802182%, which was an increase (decrease) of (.0000152613%) from its proportion measured as of the previous year.

The following schedule shows the impact of the Net OPEB Liability if a healthcare trend rate that is 1% less than and 1% greater than the health trend rates assumed.

	1% Decrease	Current Healthcare Cost Trend Rate	1% Increase
Proportionate share of net OPEB liability	\$ 370,966	\$ 450,200	\$ 552,915

Changes Since the Prior Actuarial Valuation - The following were changes to the actuarial assumptions or other inputs that affected measurement of the Total OPEB liability (TOL) since the prior measurement period: These can be found in the 2022 TRS ACFR on page 77.

- The discount rate changed from 1.95 percent as of August 31, 2021, to 3.91 percent as of August 31, 2022. This change increased the Total OPEB Liability.

Change of Benefit Terms Since the Prior Measurement Date – There were no changes in benefit terms since the prior measurement date.

The amount of OPEB expense recognized by the District in the reporting period was (\$143,246).

At the current year-end August 31, the District reported its proportionate share of the TRS's deferred outflows of resources and deferred inflows of resources related to other post-employment benefits from the following sources: The current year amounts can be found on the GASB 75 Plan Level Schedule of Deferred Inflows and Outflows file, rows 8, 15, 22 and 29 in column H and I.

	Deferred Outflows of Resources	Deferred Inflows of Resources
Differences between expected and actual actuarial experiences	\$ 25,030	\$ 375,057
Changes in actuarial assumptions	68,574	312,772
Differences between projected and actual investment earnings	1,341	-
Changes in proportion and differences between the employer's contributions and the proportionate share of contributions	98,475	160,363
Contributions paid to TRS subsequent to the measurement date	20,695	
Total as of fiscal year-end	\$ 214,115	\$ 848,192

The net amounts of the employer's balances of deferred outflows and inflows of resources related to OPEB will be recognized in OPEB expense as follows:

Fiscal year ended August 31,	OPEB Expense Amount
2024	\$ (116,540)
2025	(116,535)
2026	(97,443)
2027	(71,596)
2028	(78,553)
Thereafter	(174,105)

For the current year ended August 31, the District recognized OPEB expense of (\$143,246) and revenue of \$(77,932) for support provided by the State.

Z. TAX ABATEMENT AND LIMITATION AGREEMENTS

Blackwell Consolidated Independent School District has entered into an agreement with 226HC 8ME LLC during May 15, 2019.

(<https://comptroller.texas.gov/economy/local/ch313/agreement-docs.php>) The agreement was for 226HC 8ME LLC to invest capital of \$157,483,400 on a long-term basis for a valuation limitation of \$30,000,000. For fiscal year 2023, which is year 5 for the agreement, with the M&O tax rate \$.9279 per \$100, with property valued at \$130,340,000 without considering the limit and \$30,000,000 each with the limit for this agreement in years 3 through 10. When calculated, the District forgoes collecting \$931,055 in tax revenue – however, that will be offset by the increase in state funding through the FSP funding formula. In addition to the tax abatement, 226HC 8ME, LLC has made other commitments.

On 5/15/2019, the Blackwell Consolidated Independent School District Board of Trustees approved an Agreement with 226HC 8ME LLC for a Limitation on Appraised Value of Property for School District Maintenance and Operations Taxes pursuant to the Chapter 313 of the Texas Tax Code. Value limitation agreements are a part of a state program, originally created in 2001 which allows school districts to limit the taxable value of an approved project for Maintenance and Operations (M&O) for a period of years specified in statute. The project(s) must be consistent with the state's goal to "encourage large scale capital investments in this state." Chapter 313 grants eligibility to companies engaged in manufacturing, research and development, renewable electric energy production, clean coal projects, nuclear power generation and Texas Priority projects. 226HC 8ME LLC qualified for a tax limitation agreement under Texas Tax Code 313.024(b)(5), as a renewable energy electric generation. The value limitation began during the 8/31/2022 school year.

The District as of April 28, 2022, has entered into additional agreements with Felix 3, LLC, and Felix 4, LLC that will not have value limitation until the tax year 2028.

The application, the agreements and state reporting requirement documentation can be viewed at the Texas Comptroller's website: <https://www.comptroller.texas.gov/economy/local/ch313/agreement-docs.php>. The agreements and all supporting documentation were assigned Texas Comptroller Applications.

As of the date of this letter, the applicant company is in full compliance with all obligations under *law* and *the* agreement itself.

REQUIRED SUPPLEMENTARY INFORMATION

BLACKWELL CONSOLIDATED INDEPENDENT SCHOOL DISTRICT
SCHEDULE OF REVENUES, EXPENDITURES, AND CHANGES IN FUND BALANCE
BUDGET AND ACTUAL - GENERAL FUND
FOR THE YEAR ENDED AUGUST 31, 2023

EXHIBIT G-1

Data Control Codes	Budgeted Amounts		Actual Amounts (GAAP BASIS)	Variance With Final Budget Positive or (Negative)
	Original	Final		
REVENUES:				
5700 Total Local and Intermediate Sources	\$ 8,380,354	\$ 8,380,354	\$ 6,844,360	\$ (1,535,994)
5800 State Program Revenues	210,567	210,567	4,086,616	3,876,049
5020 Total Revenues	8,590,921	8,590,921	10,930,976	2,340,055
EXPENDITURES:				
Current:				
0011 Instruction	2,057,536	2,060,036	1,873,770	186,266
0012 Instructional Resources and Media Services	59,567	59,567	31,091	28,476
0013 Curriculum and Instructional Staff Development	20,938	20,938	9,000	11,938
0021 Instructional Leadership	11,866	12,366	11,905	461
0023 School Leadership	276,949	278,949	275,435	3,514
0031 Guidance, Counseling, and Evaluation Services	41,886	42,886	42,312	574
0033 Health Services	79,054	79,054	77,110	1,944
0034 Student (Pupil) Transportation	197,189	197,189	172,638	24,551
0036 Extracurricular Activities	342,936	370,936	351,779	19,157
0041 General Administration	410,933	540,933	530,628	10,305
0051 Facilities Maintenance and Operations	622,378	622,378	532,189	90,189
0052 Security and Monitoring Services	5,000	9,000	8,485	515
0053 Data Processing Services	25,500	26,500	25,765	735
Capital Outlay:				
0081 Facilities Acquisition and Construction	-	-	6,360	(6,360)
Intergovernmental:				
0091 Contracted Instructional Services Between Schools	4,100,000	4,200,000	4,475,686	(275,686)
0093 Payments to Fiscal Agent/Member Districts of SSA	44,360	44,360	42,429	1,931
0099 Other Intergovernmental Charges	93,845	93,845	80,831	13,014
6030 Total Expenditures	8,389,937	8,658,937	8,547,413	111,524
1100 Excess (Deficiency) of Revenues Over (Under) Expenditures	200,984	(68,016)	2,383,563	2,451,579
OTHER FINANCING SOURCES (USES):				
8911 Transfers Out (Use)	(150,000)	(150,000)	(204,382)	(54,382)
1200 Net Change in Fund Balances	50,984	(218,016)	2,179,181	2,397,197
0100 Fund Balance - September 1 (Beginning)	8,479,775	8,479,775	8,479,775	-
3000 Fund Balance - August 31 (Ending)	\$ 8,530,759	\$ 8,261,759	\$ 10,658,956	\$ 2,397,197

BLACKWELL CONSOLIDATED INDEPENDENT SCHOOL DISTRICT
SCHEDULE OF THE DISTRICT'S PROPORTIONATE SHARE OF THE NET PENSION LIABILITY
TEACHER RETIREMENT SYSTEM OF TEXAS
FOR THE YEAR ENDED AUGUST 31, 2023

	FY 2023 Plan Year 2022	FY 2022 Plan Year 2021	FY 2021 Plan Year 2020
District's Proportion of the Net Pension Liability (Asset)	11,373,982.00%	0.00106985%	0.001067613%
District's Proportionate Share of Net Pension Liability (Asset)	\$ 675,244	\$ 272,453	\$ 571,792
State's Proportionate Share of the Net Pension Liability (Asset) Associated with the District	1,698,177	776,423	1,586,125
Total	<u>\$ 13,747,403</u>	<u>\$ 1,048,876</u>	<u>\$ 2,157,917</u>
District's Covered Payroll	\$ 2,051,837	\$ 1,974,413	\$ 1,879,705
District's Proportionate Share of the Net Pension Liability (Asset) as a Percentage of its Covered Payroll	32.91%	13.80%	30.42%
Plan Fiduciary Net Position as a Percentage of the Total Pension Liability	75.62%	88.79%	75.54%

Note: GASB Codification, Vol. 2, P20.183 requires that the information on this schedule be data from the period corresponding with the periods covered as of the measurement dates of August 31, 2022 for year 2023, August 31, 2021 for year 2022, August 31, 2020 for year 2021, August 31, 2019 for year 2020, August 31, 2018 for year 2019, August 31, 2017 for year 2018, August 31, 2016 for year 2017, August 31, 2015 for year 2016 and August 31, 2014 for year 2015.

This schedule shows only the years for which this information is available. Additional information will be added until 10 years of data are available and reported.

<u>FY 2020</u> <u>Plan Year 2019</u>	<u>FY 2019</u> <u>Plan Year 2018</u>	<u>FY 2018</u> <u>Plan Year 2017</u>	<u>FY 2017</u> <u>Plan Year 2016</u>	<u>FY 2016</u> <u>Plan Year 2015</u>	<u>FY 2015</u> <u>Plan Year 2014</u>
0.001323526%	0.001287808%	0.001285799%	0.001313%	0.0015591%	0.0008372%
\$ 688,010	\$ 708,841	\$ 411,129	\$ 496,171	\$ 551,121	\$ 223,627
1,505,251	1,637,608	992,904	1,185,940	1,152,393	1,006,042
<u>\$ 2,193,261</u>	<u>\$ 2,346,449</u>	<u>\$ 1,404,033</u>	<u>\$ 1,682,111</u>	<u>\$ 1,703,514</u>	<u>\$ 1,229,669</u>
\$ 1,885,742	\$ 1,806,684	\$ 1,769,254	\$ 1,697,333	\$ 1,670,734	\$ 1,599,379
36.48%	39.23%	23.24%	29.23%	32.99%	13.98%
75.24%	73.74%	82.17%	78.00%	78.43%	83.25%

BLACKWELL CONSOLIDATED INDEPENDENT SCHOOL DISTRICT
SCHEDULE OF DISTRICT'S CONTRIBUTIONS FOR PENSIONS
TEACHER RETIREMENT SYSTEM OF TEXAS
FOR FISCAL YEAR 2023

	2023	2022	2021
Contractually Required Contribution	\$ 32,838	\$ 52,756	\$ 45,476
Contribution in Relation to the Contractually Required Contribution	(32,838)	(52,756)	(45,476)
Contribution Deficiency (Excess)	\$ -	\$ -	\$ -
District's Covered Payroll	\$ 2,045,980	\$ 2,051,837	\$ 1,974,413
Contributions as a Percentage of Covered Payroll	1.61%	2.57%	2.30%

Note: GASB Codification, Vol. 2, P20.183 requires that the data in this schedule be presented as of the District's respective fiscal years as opposed to the time periods covered by the measurement dates ending August 31 of the preceding year.

This schedule shows only the years for which this information is available. Additional information will be added until 10 years of data are available and reported.

	2020	2019	2018	2017	2016	2015
\$	43,441	\$ 46,277	\$ 43,202	\$ 42,141	\$ 41,718	\$ 46,815
	(43,441)	(46,277)	(43,202)	(42,141)	(41,718)	(46,815)
\$	-	\$ -	\$ -	\$ -	\$ -	\$ -
\$	1,879,705	\$ 1,885,742	\$ 1,806,684	\$ 1,769,254	\$ 1,697,333	\$ 1,670,734
	2.31%	2.45%	2.39%	2.38%	2.46%	2.80%

BLACKWELL CONSOLIDATED INDEPENDENT SCHOOL DISTRICT
SCHEDULE OF THE DISTRICT'S PROPORTIONATE SHARE OF THE NET OPEB LIABILITY
TEACHER RETIREMENT SYSTEM OF TEXAS
FOR THE YEAR ENDED AUGUST 31, 2023

	FY 2023 Plan Year 2022	FY 2022 Plan Year 2021	FY 2021 Plan Year 2020
District's Proportion of the Net Liability (Asset) for Other Postemployment Benefits	0.001880218%	0.00189548%	0.002202824%
District's Proportionate Share of Net OPEB Liability (Asset)	\$ 450,200	\$ 731,171	\$ 837,393
State's Proportionate Share of the Net OPEB Liability (Asset) Associated with the District	549,173	979,606	1,125,255
Total	<u>\$ 999,373</u>	<u>\$ 1,710,777</u>	<u>\$ 1,962,648</u>
District's Covered Payroll	\$ 2,051,837	\$ 1,974,413	\$ 1,879,705
District's Proportionate Share of the Net OPEB Liability (Asset) as a Percentage of its Covered Payroll	21.94%	37.03%	44.55%
Plan Fiduciary Net Position as a Percentage of the Total OPEB Liability	11.52%	6.18%	4.99%

Note: GASB Codification, Vol. 2, P50.238 states that the information on this schedule should be determined as of the measurement date. The amounts for FY 2023 are for the measurement date of August 31, 2022. The amounts reported for FY 2022 are for measurement date August 31, 2021. The amounts reported for FY 2021 are for the measurement date of August 31, 2020. The amounts for FY 2020 are for the measurement date August 31, 2019. The amounts for FY 2019 are for the measurement date August 31, 2018. The amounts for FY 2018 are based on the August 31, 2017 measurement date.

This schedule shows only the years for which this information is available. Additional information will be added until 10 years of data are available and reported.

<u>FY 2020</u> <u>Plan Year 2019</u>	<u>FY 2019</u> <u>Plan Year 2018</u>	<u>FY 2018</u> <u>Plan Year 2017</u>
0.001983027%	0.001965915%	0.001982108%
\$ 937,799	\$ 981,599	\$ 861,944
1,246,123	1,639,135	1,477,598
<u>\$ 2,183,922</u>	<u>\$ 2,620,734</u>	<u>\$ 2,339,542</u>
\$ 1,885,742	\$ 1,806,684	\$ 1,885,742
49.73%	54.33%	45.71%
2.66%	1.57%	0.91%

BLACKWELL CONSOLIDATED INDEPENDENT SCHOOL DISTRICT
 SCHEDULE OF DISTRICT'S CONTRIBUTIONS FOR OTHER POSTEMPLOYMENT BENEFITS (OPEB)
 TEACHER RETIREMENT SYSTEM OF TEXAS
 FOR FISCAL YEAR 2023

	2023	2022	2021
Contractually Required Contribution	\$ 20,695	\$ 15,380	\$ 14,808
Contribution in Relation to the Contractually Required Contribution	(20,695)	(15,380)	(14,808)
Contribution Deficiency (Excess)	\$ -	\$ -	\$ -
District's Covered Payroll	\$ 2,045,980	\$ 2,051,837	\$ 1,974,413
Contributions as a Percentage of Covered Payroll	1.01%	0.75%	0.75%

Note: GASB Codification, Vol. 2, P50.238 requires that the data in this schedule be presented as of the District's respective fiscal years as opposed to the time periods covered by the measurement dates ending August 31 of the preceding year.

Information in this schedule should be provided only for the years where data is available. Eventually 10 years of data should be presented.

	2020	2019	2018
\$	14,603	\$ 14,074	\$ 13,522
	(14,603)	(14,074)	(13,522)
\$	-	\$ -	\$ -
\$	1,879,705	\$ 1,885,742	\$ 1,806,684
	0.78%	0.75%	0.75%

**BLACKWELL CONSOLIDATED INDEPENDENT SCHOOL DISTRICT
NOTES TO REQUIRED SUPPLEMENTARY INFORMATION
FOR THE YEAR ENDED AUGUST 31, 2023**

A. Notes to Schedules for the TRS Pension

Changes of Benefit terms

There were no changes of benefit terms since the prior measurement date.

Changes of Assumptions

There was a change in the actuarial assumptions. The primary change was the lowering of the single discount rate from 7.25 percent to 7.00 percent.

B. Notes to Schedules for the TRS OPEB Plan

Changes in Benefits

There were no changes in benefits.

Changes in Assumptions

The single discount rate changed from 1.95 percent as of August 31, 2021, to 3.91 percent as of August 31, 2022. This change decreased the total OPEB liability.

Lower participation rates and updates to health care trend rate assumptions were also factors that decreased the Total OPEB liability.

C. Stewardship, Compliance and Accountability

Budget

The Board of Trustees (local school board) is legally required to adopt an annual budget (on a 12-month basis) for the general fund, the food service fund, and the debt service fund. The budgets must be prepared by August 20 and adopted by the local school board before expenditures are made and before the tax rate for the year is set. The required supplementary information for the general fund budget is located in Exhibit G-1 “Budgetary Comparison Schedule – General Fund. The required Texas Education Agency (TEA) schedules for the food service fund and the debt service fund are located in Exhibit’s J-2 “Budgetary Comparison Schedule – Child Nutrition Fund and Exhibit J-3 “Budgetary Comparison Schedule – Debt Service Fund”.

Once a budget is approved, it can be amended at the fund and function level only by a majority of the member of the Board of Trustees.

Encumbrances for goods or purchased services are documented by purchase orders or contracts. Under State of Texas law, appropriations lapse at year end August 31, and encumbrances outstanding at that time are to be either cancelled or appropriately provided for in the subsequent year’s budget.

It is a violation of Texas State Law for expenditures to exceed the budget in any function of the general fund, the food service fund, or the debt service fund.

Expenditures Exceeding Appropriation

The current year expenditures did exceed appropriations in function 91 in the general fund as detailed in Exhibit G-1 “Budgetary Comparison Schedule -General Fund”. The current year expenditures also exceeded the appropriation in function 81 that was not material. The current year expenditures did not exceed appropriations in any functions in the food service fund as detailed in Exhibit J-2 “Budgetary Comparison Schedule -Child Nutrition Fund”. The current year expenditures did exceed appropriations in function 72 in the debt service fund as detailed in Exhibit J-3 “Budgetary Comparison Schedule -Debt Service Fund”.

**OTHER SUPPLEMENTARY INFORMATION –
COMBINING SCHEDULES**

BLACKWELL CONSOLIDATED INDEPENDENT SCHOOL DISTRICT
 COMBINING BALANCE SHEET
 NONMAJOR GOVERNMENTAL FUNDS
 AUGUST 31, 2023

Data Control Codes	240 National Breakfast and Lunch Program	270 ESEA V, B,2 Rural & Low Income	429 State Math Academic Disbursement	461 Campus Activity Funds	
ASSETS					
1110	Cash and Cash Equivalents	\$ 157,319	\$ -	\$ -	\$ 14,451
1220	Property Taxes - Delinquent	-	-	-	-
1230	Allowance for Uncollectible Taxes	-	-	-	-
1240	Due from Other Governments	-	-	-	-
1000	Total Assets	\$ 157,319	\$ -	\$ -	\$ 14,451
LIABILITIES					
2160	Accrued Wages Payable	\$ 9,435	\$ -	\$ -	\$ -
2180	Due to Other Governments	-	-	-	-
2200	Accrued Expenditures	334	-	-	-
2000	Total Liabilities	9,769	-	-	-
DEFERRED INFLOWS OF RESOURCES					
2601	Unavailable Revenue - Property Taxes	-	-	-	-
2600	Total Deferred Inflows of Resources	-	-	-	-
FUND BALANCES					
Restricted Fund Balance:					
3480	Retirement of Long-Term Debt	-	-	-	-
3490	Other Restricted Fund Balance	147,550	-	-	14,451
3000	Total Fund Balances	147,550	-	-	14,451
4000	Total Liabilities, Deferred Inflows & Fund Balances	\$ 157,319	\$ -	\$ -	\$ 14,451

Total Nonmajor Special Revenue Funds	599 Debt Service Fund	Total Nonmajor Governmental Funds
\$ 171,770	\$ 24,837	\$ 196,607
-	7,013	7,013
-	(1,753)	(1,753)
-	45	45
<u>\$ 171,770</u>	<u>\$ 30,142</u>	<u>\$ 201,912</u>
\$ 9,435	\$ -	\$ 9,435
-	236	236
334	-	334
<u>9,769</u>	<u>236</u>	<u>10,005</u>
-	5,260	5,260
-	5,260	5,260
-	24,646	24,646
162,001	-	162,001
<u>162,001</u>	<u>24,646</u>	<u>186,647</u>
<u>\$ 171,770</u>	<u>\$ 30,142</u>	<u>\$ 201,912</u>

BLACKWELL CONSOLIDATED INDEPENDENT SCHOOL DISTRICT
 COMBINING STATEMENT OF REVENUES, EXPENDITURES AND CHANGES IN
 FUND BALANCES - NONMAJOR GOVERNMENTAL FUNDS
 FOR THE YEAR ENDED AUGUST 31, 2023

Data Control Codes	240 National Breakfast and Lunch Program	270 ESEA V, B,2 Rural & Low Income	429 State Math Academic Disbursement	461 Campus Activity Funds
REVENUES:				
5700 Total Local and Intermediate Sources	\$ 43,705	\$ -	\$ -	\$ 17,814
5800 State Program Revenues	7,651	-	350	-
5900 Federal Program Revenues	-	24,935	-	-
5020 Total Revenues	<u>51,356</u>	<u>24,935</u>	<u>350</u>	<u>17,814</u>
EXPENDITURES:				
Current:				
0011 Instruction	-	24,935	350	-
0035 Food Services	205,153	-	-	-
0036 Extracurricular Activities	-	-	-	15,041
Debt Service:				
0072 Interest on Long-Term Liabilities	-	-	-	-
6030 Total Expenditures	<u>205,153</u>	<u>24,935</u>	<u>350</u>	<u>15,041</u>
1100 Excess (Deficiency) of Revenues Over (Under) Expenditures	<u>(153,797)</u>	<u>-</u>	<u>-</u>	<u>2,773</u>
OTHER FINANCING SOURCES (USES):				
7915 Transfers In	150,346	-	-	-
7916 Premium or Discount on Issuance of Bonds	-	-	-	-
7080 Total Other Financing Sources (Uses)	<u>150,346</u>	<u>-</u>	<u>-</u>	<u>-</u>
1200 Net Change in Fund Balance	(3,451)	-	-	2,773
0100 Fund Balance - September 1 (Beginning)	<u>151,001</u>	<u>-</u>	<u>-</u>	<u>11,678</u>
3000 Fund Balance - August 31 (Ending)	<u>\$ 147,550</u>	<u>\$ -</u>	<u>\$ -</u>	<u>\$ 14,451</u>

Total Nonmajor Special Revenue Funds	599 Debt Service Fund	Total Nonmajor Governmental Funds
\$ 61,519	\$ 23,599	\$ 85,118
8,001	-	8,001
24,935	-	24,935
94,455	23,599	118,054
25,285	-	25,285
205,153	-	205,153
15,041	-	15,041
-	150,675	150,675
245,479	150,675	396,154
(151,024)	(127,076)	(278,100)
150,346	-	150,346
-	134,505	134,505
150,346	134,505	284,851
(678)	7,429	6,751
162,679	17,217	179,896
\$ 162,001	\$ 24,646	\$ 186,647

REQUIRED TEA SCHEDULES

BLACKWELL CONSOLIDATED INDEPENDENT SCHOOL DISTRICT
SCHEDULE OF DELINQUENT TAXES RECEIVABLE
FISCAL YEAR ENDED AUGUST 31, 2023

Last 10 Years Ended August 31	(1)	(2)	(3)
	Tax Rates		Assessed/Appraised Value for School Tax Purposes
	Maintenance	Debt Service	
2014 and prior years	Various	Various	\$ Various
2015	1.040000	0.089000	250,139,245
2016	1.040000	0.089000	321,739,793
2017	1.040000	0.110000	273,560,195
2018	1.040000	0.132000	501,223,926
2019	1.040000	0.100000	420,157,999
2020	0.970000	0.115000	400,609,202
2021	0.927900	0.104000	780,319,395
2022	0.927900	0.000000	679,581,315
2023 (School year under audit)	0.927900	0.000000	674,921,815
1000 TOTALS			

The current year assessed value for debt service or interest and sinking (I&S) was the same as the assessed value for maintenance and operation (M&O) due to the prior expiration of all Windfarm provisions under Chapter 313 of the Texas Property Tax Code for Windfarm Property.

(10) Beginning Balance 9/1/2022	(20) Current Year's Total Levy	(31) Maintenance Collections	(32) Debt Service Collections	(40) Entire Year's Adjustments	(50) Ending Balance 8/31/2023
\$ 25,232	\$ -	\$ -	\$ -	\$ (1,631)	\$ 23,601
8,859	-	-	-	(252)	8,607
7,081	-	6	1	-	7,074
6,629	-	2,501	262	-	3,866
8,545	-	3,241	411	317	5,210
11,448	-	1,914	184	(1,877)	7,473
19,829	-	3,135	285	(1,738)	14,671
24,111	-	4,488	503	(1,430)	17,690
41,195	-	24,034	-	(1,484)	15,677
-	6,262,600	6,204,584	-	-	58,016
<u>\$ 152,929</u>	<u>\$ 6,262,600</u>	<u>\$ 6,243,903</u>	<u>\$ 1,646</u>	<u>\$ (8,095)</u>	<u>\$ 161,885</u>

BLACKWELL CONSOLIDATED INDEPENDENT SCHOOL DISTRICT
 SCHEDULE OF REVENUES, EXPENDITURES, AND CHANGES IN FUND BALANCE
 BUDGET AND ACTUAL - CHILD NUTRITION PROGRAM
 FOR THE YEAR ENDED AUGUST 31, 2023

Data Control Codes	Budgeted Amounts		Actual Amounts (GAAP BASIS)	Variance With Final Budget Positive or (Negative)
	Original	Final		
REVENUES:				
5700 Total Local and Intermediate Sources	\$ 30,000	\$ 30,000	\$ 43,705	\$ 13,705
5800 State Program Revenues	6,300	6,300	7,651	1,351
5020 Total Revenues	36,300	36,300	51,356	15,056
EXPENDITURES:				
Current:				
0035 Food Services	202,784	207,784	205,153	2,631
6030 Total Expenditures	202,784	207,784	205,153	2,631
1100 Excess (Deficiency) of Revenues Over (Under) Expenditures	(166,484)	(171,484)	(153,797)	17,687
OTHER FINANCING SOURCES (USES):				
7915 Transfers In	150,000	150,000	150,346	346
1200 Net Change in Fund Balances	(16,484)	(21,484)	(3,451)	18,033
0100 Fund Balance - September 1 (Beginning)	151,001	151,001	151,001	-
3000 Fund Balance - August 31 (Ending)	\$ 134,517	\$ 129,517	\$ 147,550	\$ 18,033

BLACKWELL CONSOLIDATED INDEPENDENT SCHOOL DISTRICT
 SCHEDULE OF REVENUES, EXPENDITURES, AND CHANGES IN FUND BALANCE
 BUDGET AND ACTUAL - DEBT SERVICE FUND
 FOR THE YEAR ENDED AUGUST 31, 2023

Data Control Codes	Budgeted Amounts		Actual Amounts (GAAP BASIS)	Variance With Final Budget Positive or (Negative)
	Original	Final		
REVENUES:				
5700 Total Local and Intermediate Sources	\$ -	\$ -	\$ 23,599	\$ 23,599
5020 Total Revenues	-	-	23,599	23,599
EXPENDITURES:				
Debt Service:				
0072 Interest on Long-Term Liabilities	-	-	150,675	(150,675)
6030 Total Expenditures	-	-	150,675	(150,675)
1100 Excess (Deficiency) of Revenues Over (Under) Expenditures	-	-	(127,076)	(127,076)
OTHER FINANCING SOURCES (USES):				
7916 Premium or Discount on Issuance of Bonds	-	-	134,505	134,505
1200 Net Change in Fund Balances	-	-	7,429	7,429
0100 Fund Balance - September 1 (Beginning)	17,217	17,217	17,217	-
3000 Fund Balance - August 31 (Ending)	\$ 17,217	\$ 17,217	\$ 24,646	\$ 7,429

BLACKWELL CONSOLIDATED INDEPENDENT SCHOOL DISTRICT
 USE OF FUNDS REPORT - SELECT STATE ALLOTMENT PROGRAMS
 FOR THE YEAR ENDED AUGUST 31, 2023

Section A: Compensatory Education Programs

AP1	Did your LEA expend any state compensatory education program state allotment funds during the district's fiscal year?	Yes
<hr/>		
AP2	Does the LEA have written policies and procedures for its state compensatory education program?	Yes
<hr/>		
AP3	List the total state allotment funds received for state compensatory education programs during the district's fiscal year.	\$81,543
<hr/>		
AP4	List the actual direct program expenditures for state compensatory education programs during the LEA's fiscal year.	\$68,652
<hr/>		

Section B: Bilingual Education Programs

AP5	Did your LEA expend any bilingual education program state allotment funds during the LEA's fiscal year?	Yes
<hr/>		
AP6	Does the LEA have written policies and procedures for its bilingual education program?	Yes
<hr/>		
AP7	List the total state allotment funds received for bilingual education programs during the LEA's fiscal year.	\$1,778
<hr/>		
AP8	List the actual direct program expenditures for bilingual education programs during the LEA's fiscal year.	\$2,148
<hr/>		

REPORTS ON COMPLIANCE AND INTERNAL CONTROLS

James E. Rodgers and Company, P.C.

Certified Public Accountants

20 Southwest Third Street • PO Box 669 • Hamlin, Texas 79520 • Tel: 325-576-2356 • Fax: 325-576-3525

E-mail: rodgerscpa@att.net

Member of Texas Society of CPA's and American Institute of CPA's

Richard E. Rodgers CPA • Gerald L. Rodgers CPA

November 15, 2023

Independent Auditor's Report on Internal Control Over Financial Reporting and On Compliance and Other Matters Based on An Audit of Financial Statements Performed in Accordance with *Government Auditing Standards*

To the Board of Trustees
Blackwell Consolidated Independent School District
Blackwell, Texas 79506

We have audited, in accordance with the auditing standards generally accepted in the United States of America and the standards applicable to financial audits contained in *Government Auditing Standards* issued by the Comptroller General of the United States, the financial statements of the governmental activities, the aggregate discretely presented component unit, each major fund, and the aggregate remaining fund information of Blackwell Consolidated Independent School District, as of and for the year ended August 31, 2023, and the related notes to the financial statements, which collectively comprise Blackwell Consolidated Independent School District's basic financial statements, and have issued our report thereon dated November 15, 2023.

Report On Internal Control Over Financial Reporting

In planning and performing our audit of the financial statements, we considered Blackwell Consolidated Independent School District's internal control over financial reporting (internal control) as a basis for designing audit procedures that are appropriate in the circumstances for the purpose of expressing our opinions on the financial statements, but not for the purpose of expressing an opinion on the effectiveness of Blackwell Consolidated Independent School District's internal control. Accordingly, we do not express an opinion on the effectiveness of Blackwell Consolidated Independent School District's internal control.

A *deficiency in internal control* exists when the design or operation of a control does not allow management or employees, in the normal course of performing their assigned functions, to prevent, or detect and correct, misstatements, on a timely basis. A *material weakness* is a deficiency, or a combination of deficiencies, in internal control, such that there is a reasonable possibility that a material misstatement of the entity's financial statements will not be prevented, or detected and corrected, on a timely basis. A *significant deficiency* is a deficiency, or a combination of deficiencies, in internal control that is less severe than a material weakness, yet important enough to merit attention by those charged with governance.

Our consideration of internal control was for the limited purpose described in the first paragraph of this section and was not designed to identify all deficiencies in internal control that might be material weaknesses or, significant deficiencies. Given these limitations, during our audit we did not identify any deficiencies in internal control that we consider to be material weaknesses. However, material weaknesses or significant deficiencies may exist that were not identified.

James E. Rodgers and Company, P.C.

Report On Compliance and Other Matters

As part of obtaining reasonable assurance about whether Blackwell Consolidated Independent School District's financial statements are free from material misstatement, we performed tests of its compliance with certain provisions of laws, regulations, contracts, and grant agreements, noncompliance with which could have a direct and material effect on the financial statements. However, providing an opinion on compliance with those provisions was not an objective of our audit, and accordingly, we do not express such an opinion. The results of our tests disclosed one instance of noncompliance or other matters that are required to be reported under *Government Auditing Standards* as item 2023-001.

Response to Findings

Government Auditing Standards requires the auditor to perform limited procedures on the Blackwell Consolidated Independent School District's response to the findings identified in our audit and described in the accompanying schedule of findings and responses. The Blackwell Consolidated Independent School District's response was not subjected to the other auditing procedures applied in the audit of the financial statements and, accordingly, we express no opinion on the response.

Purpose of this Report

The purpose of this report is solely to describe the scope of our testing of internal control and compliance and the results of that testing, and not to provide an opinion on the effectiveness of the entity's internal control or on compliance. This report is an integral part of an audit performed in accordance with *Government Auditing Standards* in considering the entity's internal control and compliance. Accordingly, this communication is not suitable for any other purpose.

Respectfully submitted,



James E. Rodgers and Company, P.C.



Blackwell

Consolidated Independent School District

SCHEDULE OF FINDINGS AND RESPONSES

I. Summary of the Auditor's Results:

1. Type of report issued on the financial statements - **Unmodified opinion.**
2. Significant deficiencies in internal control – **None**
3. Significant deficiencies that were material weaknesses - **None.**
4. Noncompliance, which is material to the financial statements – **One.**

II. Findings Relating to the Financial Statements Which Are Required To Be Reported in Accordance with *Generally Accepted Government Auditing Standards (GAGAS)*.

Finding 2023-001:

- | | |
|------------------------------|---|
| a. Condition: | The expenditures in function 91 of the general fund and function 72 of the debt service exceeded the appropriations budget by \$275,686 and \$150,675. |
| b. Criteria: | It is a violation of State Law for expenditures to exceed the budget by function. |
| c. Cause: | An audit adjustment of \$276,741 was made in function 91 after changes were made in the near final summary of finances by TEA for additional Chapter 41 costs due the state. The bond interest payment exceeded the appropriations budget due to oversight by the District. |
| d. Effect: | The expenditures exceeded the appropriations budget in the general fund function 91 and the debt service fund function 72. |
| e. Recommendation: | The District should amend the appropriations budget and allow additional adjustments to the Chapter 41 costs in future years and also make sure that appropriate budgetary amounts are approved for bond and debt payments during the year ended August 31, 2024. |
| f. District Response: | The District will increase the budget in function 91 for the Chapter 41 adjustments during the current year. The District will also verify that appropriate budgetary amounts are established and approved for the debt service interest and sinking requirements for the year ended August 31, 2024. |

SCHOOLS FIRST QUESTIONNAIRE

EXHIBIT L-1

Blackwell Consolidated Independent School District

Fiscal Year 2023

SF1	Was there an unmodified opinion in the Annual Financial Report on the financial statements as a whole?	Yes
SF2	Were there any disclosures in the Annual Financial Report and/or other sources of information concerning nonpayment of any terms of any debt agreement?	No
SF3	Did the school district make timely payments to the Teachers Retirement System (TRS), Texas Workforce Commission (TWC), Internal Revenue Service (IRS), and other government agencies? (If there was a warrant hold not cleared in 30 days, then not timely.)	Yes
SF4	Was the school district issued a warrant hold? (Yes even if cleared within 30 days.)	No
SF5	Did the Annual Financial Report disclose any instances of material weaknesses in internal controls over financial reporting and compliance for local, state or federal funds?	No
SF6	Was there any disclosure in the Annual Financial Report of material noncompliance for grants, contracts, and laws related to local, state, or federal funds?	Yes
SF7	Did the school district post the required financial information on its website in accordance with Government Code, Local Government Code, Texas Education Code, Texas Administrative Code and other statutes, laws and rules in effect at the fiscal year end?	Yes
SF8	Did the school board members discuss the school district's property values at a board meeting within 120 days before the school district adopted its budget?	Yes
SF9	Total accumulated accretion on CABs included in government-wide financial statements at fiscal year end.	\$0

APPENDIX E

THE PERMANENT SCHOOL FUND GUARANTEE PROGRAM

THE PERMANENT SCHOOL FUND GUARANTEE PROGRAM

This disclosure statement provides information relating to the program (the "Guarantee Program") administered by the Texas Education Agency (the "TEA") with respect to the Texas Permanent School Fund guarantee of tax-supported bonds issued by Texas school districts and the guarantee of revenue bonds issued by or for the benefit of Texas charter districts. The Guarantee Program was authorized by an amendment to the Texas Constitution in 1983 and is governed by Subchapter C of Chapter 45 of the Texas Education Code, as amended (the "Act"). While the Guarantee Program applies to bonds issued by or for both school districts and charter districts, as described below, the Act and the program rules for the two types of districts have some distinctions. For convenience of description and reference, those aspects of the Guarantee Program that are applicable to school district bonds and to charter district bonds are referred to herein as the "School District Bond Guarantee Program" and the "Charter District Bond Guarantee Program," respectively.

Some of the information contained in this Section may include projections or other forward-looking statements regarding future events or the future financial performance of the Texas Permanent School Fund (the "PSF" or the "Fund"). Actual results may differ materially from those contained in any such projections or forward-looking statements.

During the 87th Regular Session of the Texas Legislature (the "87th Regular Session"), which concluded on May 31, 2021, Senate Bill 1232 ("SB 1232") was enacted and became effective on September 1, 2021. SB 1232 provided for a variety of changes to the operations and management of the Fund, including the creation of the Permanent School Fund Corporation (the "PSF Corporation"), and the delegation of responsibility to manage the portion of the Fund previously under the management supervision of the State Board of Education (the "SBOE") to the PSF Corporation. SB 1232 also required changes with respect to the management of certain investments previously made at the discretion of the Texas School Land Board (the "SLB"), including limiting the types of investments that may be made by the SLB and mandating the transfer of cash and certain other investment properties from the SLB to the PSF Corporation.

The regular session of the 88th Texas Legislature (the "Legislature") was held from January 10, 2023, to May 29, 2023. As of the date of this disclosure, there have been four special sessions held, with the fourth special session ending December 5, 2023. The Texas Governor may call one or more additional special sessions. During this time, the Legislature may enact laws that materially change current law as it relates to the Guarantee Program, the TEA, the SBOE, the Act, the PSF Corporation, and Texas school finance generally. No representation is made regarding any actions the Legislature has taken or may take, but the TEA, SBOE, and PSF Corporation monitor and analyze legislation for any developments applicable thereto.

History and Purpose

The PSF supports the State's public school system in two major ways: distributions to the constitutionally established Available School Fund (the "ASF"), as described below, and the guarantee of school district and charter district issued bonds through the Guarantee Program. The PSF was created in 1845 and received its first significant funding with a \$2,000,000 appropriation by the Legislature in 1854 expressly for the benefit of the public schools of Texas, with the sole purpose of assisting in the funding of public education for present and future generations. The Constitution of 1876 described that the PSF would be "permanent," and stipulated that certain lands and all proceeds from the sale of these lands should also constitute the PSF. Additional acts later gave more public domain land and rights to the PSF. In 1953, the U.S. Congress passed the Submerged Lands Act that relinquished to coastal states all rights of the U.S. navigable waters within state boundaries. If the State, by law, had set a larger boundary prior to or at the time of admission to the Union, or if the boundary had been approved by Congress, then the larger boundary applied. After three years of litigation (1957-1960), the U.S. Supreme Court on May 31, 1960, affirmed Texas' historic three marine leagues (10.35 miles) seaward boundary. Texas proved its submerged lands property rights to three leagues into the Gulf of Mexico by citing historic laws and treaties dating back to 1836. All lands lying within that limit belong to the PSF. The proceeds from the sale and the mineral-related rental of these lands, including bonuses, delay rentals and royalty payments, become the corpus of the Fund. Prior to the approval by the voters of the State of an amendment to the constitutional provision under which the Fund was established and administered, which occurred on September 13, 2003 (the "Total Return Constitutional Amendment"), and which is further described below, only the income produced by the PSF could be used to complement taxes in financing public education, which primarily consisted of income from securities, capital gains from securities transactions, and royalties from the sale of oil and natural gas. The Total Return Constitutional Amendment provides that interest and dividends produced by Fund investments will be additional revenue to the PSF.

On November 8, 1983, the voters of the State approved a constitutional amendment that provides for the guarantee by the PSF of bonds issued by school districts. On approval by the State Commissioner of Education (the "Education Commissioner"), bonds properly issued by a school district are fully guaranteed by the PSF. See "The School District Bond Guarantee Program."

In 2011, legislation was enacted that established the Charter District Bond Guarantee Program as a new component of the Guarantee Program. That legislation authorized the use of the PSF to guarantee revenue bonds issued by or for the benefit of certain open-enrollment charter schools that are designated as "charter districts" by the Education Commissioner. On approval by the Education Commissioner, bonds properly issued by a charter district participating in the Guarantee Program are fully guaranteed by the PSF. The Charter District Bond Guarantee Program became effective on March 3, 2014. See "The Charter District Bond Guarantee Program."

State law also permits charter schools to be chartered and operated by school districts and other political subdivisions, but bond financing of facilities for school district-operated charter schools is subject to the School District Bond Guarantee Program, not the Charter District Bond Guarantee Program.

While the School District Bond Guarantee Program and the Charter District Bond Guarantee Program relate to different types of bonds issued for different types of Texas public schools, and have different program regulations and requirements, a bond guaranteed under either part of the Guarantee Program has the same effect with respect to the guarantee obligation of the Fund thereto, and all guaranteed bonds are aggregated for purposes of determining the capacity of the Guarantee Program (see "Capacity Limits for the Guarantee Program"). The Charter District Bond Guarantee Program as enacted by State law has not been

reviewed by any court, nor has the Texas Attorney General (the "Attorney General") been requested to issue an opinion, with respect to its constitutional validity.

Audited financial information for the PSF is provided annually through the PSF Corporation's Annual Comprehensive Financial Report (the "Annual Report"), which is filed with the Municipal Securities Rulemaking Board ("MSRB"). Due to the establishment of the PSF Corporation, the most recent financial statements include several restatements related thereto. The SLB's land and real assets investment operations, which are part of the PSF as described below, are also included in the annual financial report of the Texas General Land Office (the "GLO") that is included in the annual comprehensive report of the State of Texas. The Annual Report includes the Message of the Chief Executive Officer of the PSF Corporation (the "Message") and the Management's Discussion and Analysis ("MD&A"). The Annual Report for the year ended August 31, 2023, as filed with the MSRB in accordance with the PSF undertaking and agreement made in accordance with Rule 15c2-12 ("Rule 15c2-12") of the United States Securities and Exchange Commission (the "SEC"), as described below, is hereby incorporated by reference into this disclosure. Information included herein for the year ended August 31, 2023, is derived from the audited financial statements of the PSF, which are included in the Annual Report as it is filed and posted. Reference is made to the Annual Report for the complete Message and MD&A for the year ended August 31, 2023, and for a description of the financial results of the PSF for the year ended August 31, 2023, the most recent year for which audited financial information regarding the Fund is available. The 2023 Annual Report speaks only as of its date and the TEA has not obligated itself to update the 2023 Annual Report or any other Annual Report. The PSF Corporation posts (i) each Annual Report, which includes statistical data regarding the Fund as of the close of each fiscal year, (ii) the most recent disclosure for the Guarantee Program, (iii) the PSF Corporation's Investment Policy Statement (the "IPS"), and (iv) monthly updates with respect to the capacity of the Guarantee Program (collectively, the "Web Site Materials") on the PSF Corporation's web site at <https://texaspsf.org/bond-guarantee-program/> and with the MSRB at www.emma.msrb.org. Such monthly updates regarding the Guarantee Program are also incorporated herein and made a part hereof for all purposes. In addition to the Web Site Materials, the Fund is required to make quarterly filings with the SEC under Section 13(f) of the Securities Exchange Act of 1934. Such filings, which consist of a list of the Fund's holdings of securities specified in Section 13(f), including exchange-traded (e.g., NYSE) or NASDAQ-quoted stocks, equity options and warrants, shares of closed-end investment companies and certain convertible debt securities, are available from the SEC at www.sec.gov/edgar. A list of the Fund's equity and fixed income holdings as of August 31 of each year is posted to the PSF Corporation's web site and filed with the MSRB. Such list excludes holdings in the Fund's securities lending program. Such list, as filed, is incorporated herein and made a part hereof for all purposes.

Management and Administration of the Fund

The Texas Constitution and applicable statutes delegate to the SBOE and the PSF Corporation the authority and responsibility for investment of the PSF's financial assets. The SBOE consists of 15 members who are elected by territorial districts in the State to four-year terms of office. The PSF Corporation is a special-purpose governmental corporation and instrumentality of the State entitled to sovereign immunity, and is governed by a nine-member board of directors (the "PSFC Board"), which consists of five members of the SBOE, the Land Commissioner, and three appointed members who have substantial background and expertise in investments and asset management, with one member being appointed by the Land Commissioner and the other two appointed by the Governor with confirmation by the Senate.

The PSF's non-financial real assets, including land, mineral and royalty interests, and individual real estate holdings, are held by the GLO and managed by the SLB. The SLB is required to send PSF mineral and royalty revenues to the PSF Corporation for investment, less amounts specified by appropriation to be retained by the SLB.

The Texas Constitution provides that the Fund shall be managed through the exercise of the judgment and care under the circumstances then prevailing which persons of ordinary prudence, discretion, and intelligence exercise in the management of their own affairs, not in regard to speculation, but in regard to the permanent disposition of their funds, considering the probable income therefrom as well as the probable safety of their capital (the "Prudent Person Standard"). In accordance with the Texas Constitution, the SBOE views the PSF as a perpetual endowment, and the Fund is managed as an endowment fund with a long-term investment horizon. For a detailed description of the PSFC Board's investment objectives, as well as a description of the PSFC's roles and responsibilities in managing and administering the fund, see the IPS (available on the PSF Corporation's website).

As described below, the Total Return Constitutional Amendment restricts the annual pay-out from the Fund to both (i) 6% of the average of the market value of the Fund, excluding real property, on the last day of each of the sixteen State fiscal quarters preceding the Regular Session of the Legislature that begins before that State fiscal biennium, and (ii) the total-return on all investment assets of the Fund over a rolling ten-year period.

By law, the Education Commissioner is appointed by the Governor, with Senate confirmation, and assists the SBOE, but the Education Commissioner can neither be hired nor dismissed by the SBOE. The PSF Corporation has also engaged outside counsel to advise it as to its duties with respect to the Fund, including specific actions regarding the investment of the PSF to ensure compliance with fiduciary standards, and to provide transactional advice in connection with the investment of Fund assets in non-traditional investments. TEA's General Counsel provides legal advice to the SBOE but will not provide legal advice directly to the PSF Corporation.

The Total Return Constitutional Amendment shifted administrative costs of the Fund from the ASF to the PSF, providing that expenses of managing the PSF are to be paid "by appropriation" from the PSF. In January 2005, the Attorney General issued a legal opinion, Op. Tex. Att'y Gen. No. GA-0293 (2005), stating that the Total Return Constitutional Amendment does not require the SBOE to pay from such appropriated PSF funds the indirect management costs deducted from the assets of a mutual fund or other investment company in which PSF funds have been invested.

The Act requires that the Education Commissioner prepare, and the SBOE approve, an annual status report on the Guarantee Program (which is included in the Annual Report). The State Auditor audits the financial statements of the PSF, which are separate from other financial statements of the State. Additionally, not less than once each year, the PSFC Board must submit an audit

report to the Legislative Budget Board (“LBB”) regarding the operations of the PSF Corporation. The PSF Corporation may contract with a certified public accountant or the State Auditor to conduct an independent audit of the operations of the PSF Corporation, but such authorization does not affect the State Auditor’s authority to conduct an audit of the PSF Corporation in accordance with State laws.

With respect to the 2024-2025 State biennium, and for subsequent biennia, the PSF Corporation is required to submit a legislative appropriations request (“LAR”) to the LBB and the Office of the Governor that details a request for appropriation of funds to enable the PSF Corporation to carry out its responsibilities for the investment management of the Fund. The requested funding, budget structure, and riders are sufficient to fully support all operations of the PSF Corporation in state fiscal years 2024 and 2025. As described therein, the LAR is designed to provide the PSF Corporation with the ability to operate as a stand-alone state entity in the State budget while retaining the flexibility to fulfill its fiduciary duty and provide oversight and transparency to the Legislature and Governor.

The Total Return Constitutional Amendment

The Total Return Constitutional Amendment requires that PSF distributions to the ASF be determined using a “total-return-based” that provides that the total amount distributed from the Fund to the ASF: (1) in each year of a State fiscal biennium must be an amount that is not more than 6% of the average of the market value of the Fund, excluding real property (the “Distribution Rate”), on the last day of each of the sixteen State fiscal quarters preceding the Regular Session of the Legislature that begins before that State fiscal biennium, in accordance with the rate adopted by: (a) a vote of two-thirds of the total membership of the SBOE, taken before the Regular Session of the Legislature convenes or (b) the Legislature by general law or appropriation, if the SBOE does not adopt a rate as provided by clause (a); and (2) over the ten-year period consisting of the current State fiscal year and the nine preceding State fiscal years may not exceed the total return on all investment assets of the Fund over the same ten-year period (the “Ten Year Total Return”). In April 2009, the Attorney General issued a legal opinion, Op. Tex. Att’y Gen. No. GA-0707 (2009) (“GA-0707”), with regard to certain matters pertaining to the Distribution Rate and the determination of the Ten Year Total Return. In GA-0707 the Attorney General opined, among other advice, that (i) the Ten Year Total Return should be calculated on an annual basis, (ii) a contingency plan adopted by the SBOE, to permit monthly transfers equal in aggregate to the annual Distribution Rate to be halted and subsequently made up if such transfers temporarily exceed the Ten Year Total Return, is not prohibited by State law, provided that such contingency plan applies only within a fiscal year time basis, not on a biennium basis, and (iii) the amount distributed from the Fund in a fiscal year may not exceed 6% of the average of the market value of the Fund or the Ten Year Total Return. In accordance with GA-0707, in the event that the Ten Year Total Return is exceeded during a fiscal year, transfers to the ASF will be halted. However, if the Ten Year Total Return subsequently increases during that biennium, transfers may be resumed, if the SBOE has provided for that contingency, and made in full during the remaining period of the biennium, subject to the limit of 6% in any one fiscal year. Any shortfall in the transfer that results from such events from one biennium may not be paid over to the ASF in a subsequent biennium as the SBOE would make a separate payout determination for that subsequent biennium.

In determining the Distribution Rate, the SBOE has adopted the goal of maximizing the amount distributed from the Fund in a manner designed to preserve “intergenerational equity.” The definition of intergenerational equity that the SBOE has generally followed is the maintenance of purchasing power to ensure that endowment spending keeps pace with inflation, with the ultimate goal being to ensure that current and future generations are given equal levels of purchasing power in real terms. In making this determination, the SBOE takes into account various considerations, and relies upon PSF Corporation and TEA staff and external investment consultants, which undertake analysis for long-term projection periods that includes certain assumptions. Among the assumptions used in the analysis are a projected rate of growth of student enrollment State-wide, the projected contributions and expenses of the Fund, projected returns in the capital markets and a projected inflation rate.

The Texas Constitution also provides authority to the GLO or another entity (described in statute as the SLB or the PSF Corporation) that has responsibility for the management of revenues derived from land or other properties of the PSF to determine whether to transfer an amount each year to the ASF from the revenue derived during the current year from such land or properties. The Texas Constitution limits the maximum transfer to the ASF to \$600 million in each year from the revenue derived during that year from the PSF from the GLO, the SBOE or another entity to the extent such entity has the responsibility for the management of revenues derived from such land or other properties. Any amount transferred to the ASF pursuant to this constitutional provision is excluded from the 6% Distribution Rate limitation applicable to SBOE transfers.

The following table shows amounts distributed to the ASF from the portions of the Fund administered by the SBOE (the “PSF(SBOE)”), the PSF Corporation (the “PSF(CORP)”), and the SLB (the “PSF(SLB)”).

Annual Distributions to the Available School Fund¹

<u>Fiscal Year Ending</u>	<u>2014</u>	<u>201⁵</u>	<u>2016</u>	<u>2017</u>	<u>2018</u>	<u>2019</u>	<u>2020</u>	<u>2021</u>	<u>2022</u>	<u>2023²</u>
PSF(CORP) Distribution	\$ -	\$ -	\$ -	\$ -	\$ -	\$ -	\$ -	\$ -	\$ -	\$ 2,076
PSF(SBOE) Distribution	839	839	1,056	1,056	1,236	1,236	1,102	1,102	1,731	-
PSF(SLB) Distribution	0	0	0	0	0	300	600	600 ³	415	115
Per Student Distribution	175	173	215	212	247	306	347	341	432	440

¹ In millions of dollars. Source: Annual Report for year ended August 31, 2023.

² Reflects the first fiscal year in which distributions were made by the PSF Corporation.

³ In September 2020, the SBOE approved a special, one-time transfer of \$300 million from the portion of the PSF managed by the SBOE to the portion of the PSF managed by the SLB, which amount is to be transferred to the ASF by the SLB in fiscal year

2021. In approving the special transfer, the SBOE determined that the transfer was in the best interest of the PSF due to the historic nature of the public health and economic circumstances resulting from the COVID-19 pandemic and its impact on the school children of Texas.

In November 2022, the SBOE approved a \$3.1 billion distribution to the ASF for State fiscal biennium 2024-2025. In making its determination of the 2024-2025 Distribution Rate, the SBOE took into account the announced planned distribution to the ASF by the SLB of \$1.2 billion for the biennium.

Efforts to achieve the intergenerational equity objective, as described above, result in changes in the Distribution Rate for each biennial period. The following table sets forth the Distribution Rates announced by the SBOE in the fall of each even-numbered year to be applicable for the following biennium.

<u>State Fiscal Biennium</u>	<u>2008-09</u>	<u>2010-11</u>	<u>2012-13</u>	<u>2014-15</u>	<u>2016-17</u>	<u>2018-19</u>	<u>2020-21</u>	<u>2022-23</u>	<u>2024-25</u>
SBOE Distribution Rate ¹	3.5%	2.5%	4.2%	3.3%	3.5%	3.7%	2.974%	4.18%	3.32% ²

¹ Includes only distributions made to the ASF by the SBOE; see the immediately preceding table for amounts of direct SLB distributions to the ASF. In addition, the SLB approved transfers of \$600 million per year directly to the ASF for fiscal biennium 2024-25.

² The distribution rate approved by the SBOE for fiscal biennium 2024-25 was based on a number of assumptions, including a mid- to long-term expected return rate for the Fund of 6.35% and a rate of inflation measured by the consumer price index of 2.70% according to the policy adopted by the SBOE in June 2022.

PSF Corporation Strategic Asset Allocation

The PSFC Board sets the asset allocation policy for the Fund, including determining the available asset classes for investment and approving target percentages and ranges for allocation to each asset class, with the goal of delivering a long-term risk adjusted return through all economic and market environments. Effective January 1, 2023, the IPS includes a combined asset allocation for all Fund assets (consisting of assets transferred for management to the PSF Corporation from the SBOE and the SLB). The IPS provides that the Fund's investment objectives are as follows:

- Generate distributions for the benefit of public schools in Texas;
- Maintain the purchasing power of the Fund, after spending and inflation, in order to maintain intergenerational equity with respect to distributions from the Fund;
- Provide a maximum level of return consistent with prudent risk levels, while maintaining sufficient liquidity needed to support Fund obligations; and
- Maintain a AAA credit rating, as assigned by a nationally recognized securities rating organization.

The table below sets forth the current asset allocation of the Fund that was adopted February 2024 (which is subject to change from time to time):

Asset Class	Strategic Asset Allocation	Range	
		Min	Max
Cash	2.0%	0.0%	7.0%
Core Bonds	10.0%	5.0%	15.0%
High Yield	2.0%	0.0%	7.0%
Bank Loans	4.0%	0.0%	9.0%
Treasury Inflation Protected Securities	2.0%	0.0%	7.0%
Large Cap Equity	14.0%	9.0%	19.0%
Small/Mid-Cap Equity	6.0%	1.0%	11.0%
Non-US Developed Equity	7.0%	2.0%	12.0%
Absolute Return	3.0%	0.0%	8.0%
Real Estate	12.0%	7.0%	17.0%
Private Equity	20.0%	10.0%	30.0%
Private Credit	8.0%	3.0%	13.0%
Natural Resources	5.0%	0.0%	10.0%
Infrastructure	5.0%	0.0%	10.0%

The table below sets forth the comparative investments of the PSF for the fiscal years ending August 31, 2022 and 2023, as set forth in the Annual Report for the 2023 fiscal year. As of January 1, 2023, the assets of the PSF(SBOE) and the PSF (SLB) were generally combined (referred to herein as the PSF(CORP)) for investment management and accounting purposes.

Comparative Investment Schedule – PSF(CORP)

Fair Value (in millions) August 31, 2023 and 2022

	August 31, 2023	August 31, 2022	Amount of Increase (Decrease)	Percent Change
ASSET CLASS				
EQUITY				
Domestic Small Cap	\$ 2,975.1	\$ 2,858.4	\$ 116.7	4.1%
Domestic Large Cap	<u>7,896.5</u>	<u>6,402.1</u>	<u>1,494.4</u>	<u>23.3%</u>
Total Domestic Equity	10,871.6	9,260.5	1,611.1	17.4%
International Equity	<u>7,945.5</u>	<u>7,197.9</u>	<u>747.6</u>	<u>10.4%</u>
TOTAL EQUITY	18,817.1	16,458.4	2,358.7	14.3%
FIXED INCOME				
Domestic Fixed Income	5,563.7	5,867.5	(303.8)	-5.2%
U.S. Treasuries	937.5	1,140.2	(202.7)	-17.8%
High Yield Bonds	1,231.6	1,142.5	89.1	7.8%
Emerging Market Debt	<u>869.7</u>	<u>1,190.9</u>	<u>(321.2)</u>	<u>-27.0%</u>
TOTAL FIXED INCOME	8,602.5	9,341.1	(738.6)	-7.9%
ALTERNATIVE INVESTMENTS				
Absolute Return	3,175.8	2,932.3	243.5	8.3%
Real Estate	6,525.2	6,286.9	238.3	3.8%
Private Equity	8,400.7	7,933.1	467.6	5.9%
Emerging Manager Program	134.5	29.9	104.6	349.8%
Real Return	1,663.7	1,620.3	43.4	2.7%
Real Assets	<u>4,712.1</u>	<u>4,341.3</u>	<u>370.8</u>	<u>8.5%</u>
TOT ALT INVESTMENTS	24,612.0	23,143.8	1,468.2	6.3%
UNALLOCATED CASH	<u>348.2</u>	<u>231.7</u>	<u>116.5</u>	<u>50.3%</u>
TOTAL PSF(CORP) INVESTMENTS	\$ 52,379.8	\$ 49,175.0	\$ 3,204.8	6.5%

Source: Annual Report for year ended August 31, 2023.

The table below sets forth the investments of the PSF(SLB) for the year ended August 31, 2023.

Investment Schedule - PSF(SLB)¹

Fair Value (in millions) August 31, 2023

	As of <u>8-31-23</u>
Investment Type Investments in Real Assets	
Sovereign Lands	\$ 276.14
Discretionary Internal Investments	264.32
Other Lands	167.97
Minerals ^{(2), (3)}	<u>5,435.62</u> ⁽⁶⁾
Total Investments ⁽⁴⁾	6,144.05
Cash in State Treasury ⁽⁵⁾	508.38
Total Investments & Cash in State Treasury	\$ 6,652.44

¹Unaudited figures from Table 5 in the FY 2023 Unaudited Annual Financial Report of the Texas General Land Office and Veterans Land Board.

² Historical Cost of investments at August 31, 2023 was: Sovereign Lands \$838,776.71; Discretionary Internal Investments \$129,728,504.04; Other Lands \$38,241,863.70; and Minerals \$13,437,063.73.

³ Includes an estimated 1,000,000.00 acres in freshwater rivers.

⁴ Includes an estimated 1,747,600.00 in excess acreage.

⁵ Cash in State Treasury is managed by the Treasury Operations Division of the Comptroller of Public Accounts of the State of Texas.

⁶ Future Net Revenues discounted at 10% and then adjusted for risk factors. A mineral reserve report is prepared annually by external third-party petroleum engineers.

The asset allocation of the Fund's financial assets portfolio is subject to change by the PSF Corporation from time to time based upon a number of factors, including recommendations to the PSF Corporation made by internal investment staff and external consultants. Fund performance may also be affected by factors other than asset allocation, including, without limitation, the general performance of the securities markets and other capital markets in the United States and abroad, which may be affected by different levels of economic activity; decisions of political officeholders; significant adverse weather events; development of hostilities in and among nations; cybersecurity threats and events; changes in international trade policies or practices; application of the Prudent Person Standard, which may eliminate certain investment opportunities for the Fund; management fees paid to external managers and embedded management fees for some fund investments; and PSF operational limitations impacted by Texas law or legislative appropriation. The Guarantee Program could also be impacted by changes in State or federal law or regulations or the implementation of new accounting standards.

The School District Bond Guarantee Program

The School District Bond Guarantee Program requires an application be made by a school district to the Education Commissioner for a guarantee of its bonds. If the conditions for the School District Bond Guarantee Program are satisfied, the guarantee becomes effective upon approval of the bonds by the Attorney General and remains in effect until the guaranteed bonds are paid or defeased, by a refunding or otherwise.

In the event of default, holders of guaranteed school district bonds will receive all payments due from the corpus of the PSF. Following a determination that a school district will be or is unable to pay maturing or matured principal or interest on any guaranteed bond, the Act requires the school district to notify the Education Commissioner not later than the fifth day before the stated maturity date of such bond or interest payment. Immediately following receipt of such notice, the Education Commissioner must cause to be transferred from the appropriate account in the PSF to the Paying Agent/Registrar an amount necessary to pay the maturing or matured principal and interest. Upon receipt of funds for payment of such principal or interest, the Paying Agent/Registrar must pay the amount due and forward the canceled bond or evidence of payment of the interest to the State Comptroller of Public Accounts (the "Comptroller"). The Education Commissioner will instruct the Comptroller to withhold the amount paid, plus interest, from the first State money payable to the school district. The amount withheld pursuant to this funding "intercept" feature will be deposited to the credit of the PSF. The Comptroller must hold such canceled bond or evidence of payment of the interest on behalf of the PSF. Following full reimbursement of such payment by the school district to the PSF with interest, the Comptroller will cancel the bond or evidence of payment of the interest and forward it to the school district. The Act permits the Education Commissioner to order a school district to set a tax rate sufficient to reimburse the PSF for any payments made with respect to guaranteed bonds, and also sufficient to pay future payments on guaranteed bonds, and provides certain enforcement mechanisms to the Education Commissioner, including the appointment of a board of managers or annexation of a defaulting school district to another school district.

If a school district fails to pay principal or interest on a bond as it is stated to mature, other amounts not due and payable are not accelerated and do not become due and payable by virtue of the district's default. The School District Bond Guarantee Program does not apply to the payment of principal and interest upon redemption of bonds, except upon mandatory sinking fund redemption, and does not apply to the obligation, if any, of a school district to pay a redemption premium on its guaranteed bonds. The guarantee applies to all matured interest on guaranteed school district bonds, whether the bonds were issued with a fixed or variable interest rate and whether the interest rate changes as a result of an interest reset provision or other bond order provision requiring an interest rate change. The guarantee does not extend to any obligation of a school district under any agreement with a third party relating to guaranteed bonds that is defined or described in State law as a "bond enhancement agreement" or a "credit agreement," unless the right to payment of such third party is directly as a result of such third party being a bondholder.

In the event that two or more payments are made from the PSF on behalf of a district, the Education Commissioner shall request the Attorney General to institute legal action to compel the district and its officers, agents and employees to comply with the duties required of them by law in respect to the payment of guaranteed bonds.

Generally, the regulations that govern the School District Bond Guarantee Program (the "SDBGP Rules") limit guarantees to certain types of notes and bonds, including, with respect to refunding bonds issued by school districts, a requirement that the bonds produce debt service savings. The SDBGP Rules include certain accreditation criteria for districts applying for a guarantee of their bonds, and limit guarantees to districts that have less than the amount of annual debt service per average daily attendance that represents the 90th percentile of annual debt service per average daily attendance for all school districts, but such limitation will not apply to school districts that have enrollment growth of at least 25% over the previous five school years. As noted, above, in connection with the Regulatory Recodification, the SDBGP Rules are now codified in the Texas Administrative Code at 19 TAC section 33.6 and are available at <https://tea.texas.gov/finance-and-grants/state-funding/facilities-funding-and-standards/bond-guarantee-program>.

The Charter District Bond Guarantee Program

The Charter District Bond Guarantee Program became effective March 3, 2014. The SBOE published final regulations in the Texas Register that provide for the administration of the Charter District Bond Guarantee Program (the "CDBGP Rules"). As noted,

above, in connection with the Regulatory Recodification, the CDBGP Rules are now codified at 19 TAC section 33.7 and are available at <https://tea.texas.gov/finance-and-grants/state-funding/facilities-funding-and-standards/bond-guarantee-program>.

The Charter District Bond Guarantee Program has been authorized through the enactment of amendments to the Act, which provide that a charter holder may make application to the Education Commissioner for designation as a "charter district" and for a guarantee by the PSF under the Act of bonds issued on behalf of a charter district by a non-profit corporation. If the conditions for the Charter District Bond Guarantee Program are satisfied, the guarantee becomes effective upon approval of the bonds by the Attorney General and remains in effect until the guaranteed bonds are paid or defeased, by a refunding or otherwise.

Pursuant to the CDBGP Rules, the Education Commissioner annually determines the ratio of charter district students to total public school students, for the 2024 fiscal year, the ratio is 7.69%. At February 26, 2024, there were 186 active open-enrollment charter schools in the State and there were 1,128 charter school campuses authorized under such charters, though as of such date, 212 of such campuses are not currently serving students for various reasons; therefore, there are 916 charter school campuses actively serving students in Texas. Section 12.101, Texas Education Code, limits the number of charters that the Education Commissioner may grant to a total number of 305 charters. While legislation limits the number of charters that may be granted, it does not limit the number of campuses that may operate under a particular charter. For information regarding the capacity of the Guarantee Program, see "Capacity Limits for the Guarantee Program." The Act provides that the Education Commissioner may not approve the guarantee of refunding or refinanced bonds under the Charter District Bond Guarantee Program in a total amount that exceeds one-half of the total amount available for the guarantee of charter district bonds under the Charter District Bond Guarantee Program.

In accordance with the Act, the Education Commissioner may not approve charter district bonds for guarantee if such guarantees will result in lower bond ratings for public school district bonds that are guaranteed under the School District Bond Guarantee Program. To be eligible for a guarantee, the Act provides that a charter district's bonds must be approved by the Attorney General, have an unenhanced investment grade rating from a nationally recognized investment rating firm, and satisfy a limited investigation conducted by the TEA.

The Charter District Bond Guarantee Program does not apply to the payment of principal and interest upon redemption of bonds, except upon mandatory sinking fund redemption, and does not apply to the obligation, if any, of a charter district to pay a redemption premium on its guaranteed bonds. The guarantee applies to all matured interest on guaranteed charter district bonds, whether the bonds were issued with a fixed or variable interest rate and whether the interest rate changes as a result of an interest reset provision or other bond resolution provision requiring an interest rate change. The guarantee does not extend to any obligation of a charter district under any agreement with a third party relating to guaranteed bonds that is defined or described in State law as a "bond enhancement agreement" or a "credit agreement," unless the right to payment of such third party is directly as a result of such third party being a bondholder.

In the event of default, holders of guaranteed charter district bonds will receive all payments due from the corpus of the PSF. Following a determination that a charter district will be or is unable to pay maturing or matured principal or interest on any guaranteed bond, the Act requires a charter district to notify the Education Commissioner not later than the fifth day before the stated maturity date of such bond or interest payment and provides that immediately following receipt of notice that a charter district will be or is unable to pay maturing or matured principal or interest on a guaranteed bond, the Education Commissioner is required to instruct the Comptroller to transfer from the Charter District Reserve Fund to the district's paying agent an amount necessary to pay the maturing or matured principal or interest. If money in the Charter District Reserve Fund is insufficient to pay the amount due on a bond for which a notice of default has been received, the Education Commissioner is required to instruct the Comptroller to transfer from the PSF to the district's paying agent the amount necessary to pay the balance of the unpaid maturing or matured principal or interest. If a total of two or more payments are made under the Charter District Bond Guarantee Program on charter district bonds and the Education Commissioner determines that the charter district is acting in bad faith under the program, the Education Commissioner may request the Attorney General to institute appropriate legal action to compel the charter district and its officers, agents, and employees to comply with the duties required of them by law in regard to the guaranteed bonds. As is the case with the School District Bond Guarantee Program, the Act provides a funding "intercept" feature that obligates the Education Commissioner to instruct the Comptroller to withhold the amount paid with respect to the Charter District Bond Guarantee Program, plus interest, from the first State money payable to a charter district that fails to make a guaranteed payment on its bonds. The amount withheld will be deposited, first, to the credit of the PSF, and then to restore any amount drawn from the Charter District Reserve Fund as a result of the non-payment.

The CDBGP Rules provide that the PSF may be used to guarantee bonds issued for the acquisition, construction, repair, or renovation of an educational facility for an open-enrollment charter holder and equipping real property of an open-enrollment charter school and/or to refinance promissory notes executed by an open-enrollment charter school, each in an amount in excess of \$500,000 the proceeds of which loans were used for a purpose described above (so-called new money bonds) or for refinancing bonds previously issued for the charter school that were approved by the Attorney General (so-called refunding bonds). Refunding bonds may not be guaranteed under the Charter District Bond Guarantee Program if they do not result in a present value savings to the charter holder.

The CDBGP Rules provide that an open-enrollment charter holder applying for charter district designation and a guarantee of its bonds under the Charter District Bond Guarantee Program satisfy various provisions of the regulations, including the following: It must (i) have operated at least one open-enrollment charter school with enrolled students in the State for at least three years; (ii) agree that the bonded indebtedness for which the guarantee is sought will be undertaken as an obligation of all entities under common control of the open-enrollment charter holder, and that all such entities will be liable for the obligation if the open-enrollment charter holder defaults on the bonded indebtedness, provided, however, that an entity that does not operate a charter school in Texas is subject to this provision only to the extent it has received state funds from the open-enrollment charter holder; (iii) have had completed for the past three years an audit for each such year that included unqualified or unmodified audit opinions; and (iv) have received an investment grade credit rating within the last year. Upon receipt of an application for guarantee under the Charter District Bond Guarantee Program, the Education Commissioner is required to conduct an investigation into the financial status of the applicant charter district and of the accreditation status of all open-enrollment charter schools operated under

the charter, within the scope set forth in the CDBGP Rules. Such financial investigation must establish that an applying charter district has a historical debt service coverage ratio, based on annual debt service, of at least 1.1 for the most recently completed fiscal year, and a projected debt service coverage ratio, based on projected revenues and expenses and maximum annual debt service, of at least 1.2. The failure of an open- enrollment charter holder to comply with the Act or the applicable regulations, including by making any material misrepresentations in the charter holder’s application for charter district designation or guarantee under the Charter District Bond Guarantee Program, constitutes a material violation of the open-enrollment charter holder’s charter.

From time to time, TEA has limited new guarantees under the Charter District Bond Guarantee Program to conform to capacity limits specified by the Act. The Charter District Bond Guarantee Program Capacity (the “CDBGP Capacity”) is made available from the capacity of the Guarantee Program but is not reserved exclusively for the Charter District Bond Guarantee Program. See “Capacity Limits for the Guarantee Program.” Other factors that could increase the CDBGP Capacity include Fund investment performance, future increases in the Guarantee Program multiplier, changes in State law that govern the calculation of the CDBGP Capacity, as described below, changes in State or federal law or regulations related to the Guarantee Program limit, growth in the relative percentage of students enrolled in open-enrollment charter schools to the total State scholastic census, legislative and administrative changes in funding for charter districts, changes in level of school district or charter district participation in the Guarantee Program, or a combination of such circumstances.

Capacity Limits for the Guarantee Program

The capacity of the Fund to guarantee bonds under the Guarantee Program is limited to the lesser of that imposed by State law (the “State Capacity Limit”) and that imposed by regulations and a notice issued by the IRS (the “IRS Limit”, with the limit in effect at any given time being the “Capacity Limit”). From 2005 through 2009, the Guarantee Program twice reached capacity under the IRS Limit, and in each instance the Guarantee Program was closed to new bond guarantee applications until relief was obtained from the IRS. The most recent closure of the Guarantee Program commenced in March 2009 and the Guarantee Program reopened in February 2010 after the IRS updated regulations relating to the PSF and similar funds.

Prior to 2007, various legislation was enacted modifying the calculation of the State Capacity limit; however, in 2007, Senate Bill 389 (“SB 389”) was enacted, providing for increases in the capacity of the Guarantee Program, and specifically providing that the SBOE may by rule increase the capacity of the Guarantee Program from two and one-half times the cost value of the PSF to an amount not to exceed five times the cost value of the PSF, provided that the increased limit does not violate federal law and regulations and does not prevent bonds guaranteed by the Guarantee Program from receiving the highest available credit rating, as determined by the SBOE. SB 389 further provided that the SBOE shall at least annually consider whether to change the capacity of the Guarantee Program. Additionally, on May 21, 2010, the SBOE modified the SDBGP Rules, and increased the State Capacity Limit to an amount equal to three times the cost value of the PSF.

Such modified regulations, including the revised capacity rule, became effective on July 1, 2010. The SDBGP Rules provide that the Education Commissioner will estimate the available capacity of the PSF each month and may increase or reduce the State Capacity Limit multiplier to prudently manage fund capacity and maintain the AAA credit rating of the Guarantee Program but also provide that any changes to the multiplier made by the Education Commissioner are to be ratified or rejected by the SBOE at the next meeting following the change. See “Valuation of the PSF and Guaranteed Bonds” below.

Since September 2015, the SBOE has periodically voted to change the capacity multiplier as shown in the following table.

Changes in SBOE-determined multiplier for State Capacity Limit

<u>Date</u>	<u>Multiplier</u>
Prior to May 2010	2.50
May 2010	3.00
September 2015	3.25
February 2017	3.50
September 2017	3.75
February 2018 (current)	3.50

Since December 16, 2009, the IRS Limit was a static limit set at 500% of the total cost value of the assets held by the PSF as of December 16, 2009; however, on May 10, 2023, the IRS released Notice 2023-39 (the “IRS Notice”), stating that the IRS would issue regulations amending the existing regulations to amend the calculation of the IRS limit to 500% of the total cost value of assets held by the PSF as of the date of sale of new bonds, effective as of May 10, 2023.

The IRS Notice changed the IRS Limit from a static limit to a dynamic limit for the Guarantee Program based upon the cost value of Fund assets, multiplied by five. As of December 31, 2023 the cost value of the Guarantee Program was \$44,034,322,531 (unaudited), thereby producing an IRS Limit of \$220,171,612,655 in principal amount of guaranteed bonds outstanding.

As of December 31, 2023, the estimated State Capacity Limit is \$154,120,128,859, which is lower than the IRS Limit, making the State Capacity Limit the current Capacity Limit for the Fund.

Since July 1991, when the SBOE amended the Guarantee Program Rules to broaden the range of bonds that are eligible for guarantee under the Guarantee Program to encompass most Texas school district bonds, the principal amount of bonds guaranteed under the Guarantee Program has increased sharply. In addition, in recent years a number of factors have caused an increase in the amount of bonds issued by school districts in the State. See the table “Permanent School Fund Guaranteed Bonds” below. Effective March 1, 2023, the Act provides that the SBOE may establish a percentage of the Capacity Limit to be reserved from use in guaranteeing bonds (the “Capacity Reserve”). The SDBGP Rules provide for a maximum Capacity Reserve

for the overall Guarantee Program of 5% and provide that the amount of the Capacity Reserve may be increased or decreased by a majority vote of the SBOE based on changes in the cost value, asset allocation, and risk in the portfolio, or may be increased or decreased by the Education Commissioner as necessary to prudently manage fund capacity and preserve the AAA credit rating of the Guarantee Program (subject to ratification or rejection by the SBOE at the next meeting for which an item can be posted). The CDBGP Rules provide for an additional reserve of CDBGP Capacity determined by calculating an equal percentage as established by the SBOE for the Capacity Reserve, applied to the CDBGP Capacity. Effective March 1, 2023, the Capacity Reserve is 0.25%. The Capacity Reserve is noted in the monthly updates with respect to the capacity of the Guarantee Program on the PSF Corporation's web site at <https://texaspsf.org/monthly-disclosures/>, which are also filed with the MSRB.

Based upon historical performance of the Fund, the legal restrictions relating to the amount of bonds that may be guaranteed has generally resulted in a lower ratio of guaranteed bonds to available assets as compared to many other types of credit enhancements that may be available for Texas school district bonds and charter district bonds. However, the ratio of Fund assets to guaranteed bonds and the growth of the Fund in general could be adversely affected by a number of factors, including Fund investment performance, investment objectives of the Fund, an increase in bond issues by school districts in the State or legal restrictions on the Fund, changes in State laws that implement funding decisions for school districts and charter districts, which could adversely affect the credit quality of those districts, the implementation of the Charter District Bond Guarantee Program, or significant changes in distributions to the ASF. The issuance of the IRS Notice and the Final IRS Regulations resulted in a substantial increase in the amount of bonds guaranteed under the Guarantee Program.

No representation is made as to how the capacity will remain available, and the capacity of the Guarantee Program is subject to change due to a number of factors, including changes in bond issuance volume throughout the State and some bonds receiving guarantee approvals may not close. If the amount of guaranteed bonds approaches the State Capacity Limit, the SBOE or Education Commissioner may increase the State Capacity Limit multiplier as discussed above.

2017 Legislative Changes to the Charter District Bond Guarantee Program

The CDBGP Capacity is established by the Act. During the 85th Texas Legislature, which concluded on May 29, 2017, Senate Bill 1480 ("SB 1480") was enacted. SB 1480 amended the Act to modify how the CDBGP Capacity is established effective as of September 1, 2017, and made other substantive changes to the Charter District Bond Guarantee Program. Prior to the enactment of SB 1480, the CDBGP Capacity was calculated as the Capacity Limit less the amount of outstanding bond guarantees under the Guarantee Program multiplied by the percentage of charter district scholastic population relative to the total public school scholastic population. SB 1480 amended the CDBGP Capacity calculation so that the Capacity Limit is multiplied by the percentage of charter district scholastic population relative to the total public school scholastic population prior to the subtraction of the outstanding bond guarantees, thereby increasing the CDBGP Capacity.

The percentage of the charter district scholastic population to the overall public school scholastic population has grown from 3.53% in September 2012 to 7.69% in February 2024. TEA is unable to predict how the ratio of charter district students to the total State scholastic population will change over time.

In addition to modifying the manner of determining the CDBGP Capacity, SB 1480 provided that the Education Commissioner's investigation of a charter district application for guarantee may include an evaluation of whether the charter district bond security documents provide a security interest in real property pledged as collateral for the bond and the repayment obligation under the proposed guarantee. The Education Commissioner may decline to approve the application if the Education Commissioner determines that sufficient security is not provided. The Act and the CDBGP Rules also require the Education Commissioner to make an investigation of the accreditation status and financial status for a charter district applying for a bond guarantee.

Since the initial authorization of the Charter District Bond Guarantee Program, the Act has established a bond guarantee reserve fund in the State treasury (the "Charter District Reserve Fund"). Formerly, the Act provided that each charter district that has a bond guaranteed must annually remit to the Education Commissioner, for deposit in the Charter District Reserve Fund, an amount equal to 10% of the savings to the charter district that is a result of the lower interest rate on its bonds due to the guarantee by the PSF. SB 1480 modified the Act insofar as it pertains to the Charter District Reserve Fund. Effective September 1, 2017, the Act provides that a charter district that has a bond guaranteed must remit to the Education Commissioner, for deposit in the Charter District Reserve Fund, an amount equal to 20% of the savings to the charter district that is a result of the lower interest rate on the bond due to the guarantee by the PSF. The amount due shall be paid on receipt by the charter district of the bond proceeds. However, the deposit requirement will not apply if the balance of the Charter District Reserve Fund is at least equal to 3.00% of the total amount of outstanding guaranteed bonds issued by charter districts. At January 31, 2024, the Charter District Reserve Fund contained \$97,636,048, which represented approximately 2.32% of the guaranteed charter district bonds. The Reserve Fund is held and invested as a non-commingled fund under the administration of the PSF Corporation staff.

Charter District Risk Factors

Open-enrollment charter schools in the State may not charge tuition and, unlike school districts, charter districts have no taxing power. Funding for charter district operations is largely from amounts appropriated by the Legislature. Additionally, the amount of State payments a charter district receives is based on a variety of factors, including the enrollment at the schools operated by a charter district, and may be affected by the State's economic performance and other budgetary considerations and various political considerations.

Other than credit support for charter district bonds that is provided to qualifying charter districts by the Charter District Bond Guarantee Program, State funding for charter district facilities construction is limited to a program established by the Legislature in 2017, which provides \$60 million per year for eligible charter districts with an acceptable performance rating for a variety of funding purposes, including for lease or purchase payments for instructional facilities. Since State funding for charter facilities is limited, charter schools generally issue revenue bonds to fund facility construction and acquisition, or fund facilities from cash flows of the school. Some charter districts have issued non-guaranteed debt in addition to debt guaranteed under the Charter District Bond Guarantee Program, and such non-guaranteed debt is likely to be secured by a deed of trust covering all or part of the

charter district's facilities. In March 2017, the TEA began requiring charter districts to provide the TEA with a lien against charter district property as a condition to receiving a guarantee under the Charter District Bond Guarantee Program. However, charter district bonds issued and guaranteed under the Charter District Bond Guarantee Program prior to the implementation of the new requirement did not have the benefit of a security interest in real property, although other existing debts of such charter districts that are not guaranteed under the Charter District Bond Guarantee Program may be secured by real property that could be foreclosed on in the event of a bond default.

As a general rule, the operation of a charter school involves fewer State requirements and regulations for charter holders as compared to other public schools, but the maintenance of a State- granted charter is dependent upon on-going compliance with State law and regulations, which are monitored by TEA. TEA has a broad range of enforcement and remedial actions that it can take as corrective measures, and such actions may include the loss of the State charter, the appointment of a new board of directors to govern a charter district, the assignment of operations to another charter operator, or, as a last resort, the dissolution of an open-enrollment charter school. Charter holders are governed by a private board of directors, as compared to the elected boards of trustees that govern school districts.

As described above, the Act includes a funding “intercept” function that applies to both the School District Bond Guarantee Program and the Charter District Bond Guarantee Program. However, school districts are viewed as the “educator of last resort” for students residing in the geographical territory of the district, which makes it unlikely that State funding for those school districts would be discontinued, although the TEA can require the dissolution and merger into another school district if necessary to ensure sound education and financial management of a school district. That is not the case with a charter district, however, and open-enrollment charter schools in the State have been dissolved by TEA from time to time. If a charter district that has bonds outstanding that are guaranteed by the Charter District Bond Guarantee Program should be dissolved, debt service on guaranteed bonds of the district would continue to be paid to bondholders in accordance with the Charter District Bond Guarantee Program, but there would be no funding available for reimbursement of the PSF by the Comptroller for such payments. As described under “The Charter District Bond Guarantee Program,” the Act established the Charter District Reserve Fund, to serve as a reimbursement resource for the PSF.

Infectious Disease Outbreak

Since the onset of the COVID-19 pandemic in March 2020, TEA and TEA investment management for the PSF have continued to operate and function pursuant to the TEA continuity of operations plan developed as mandated in accordance with Texas Labor Code Section 412.054. That plan was designed to ensure performance of the Agency’s essential missions and functions under such threats and conditions in the event of, among other emergencies, a pandemic event.

Circumstances regarding the COVID-19 pandemic continue to evolve; for additional information on these events in the State, reference is made to the website of the Governor, <https://gov.texas.gov/>, and, with respect to public school events, the website of TEA, <https://tea.texas.gov/texas-schools/safe-and-healthy-schools/coronavirus-covid-19-support-and-guidance>.

TEA cannot predict whether any school or charter district may experience short- or longer-term cash flow emergencies as a direct or indirect effect of COVID-19 that would require a payment from the PSF to be made to a paying agent for a guaranteed bond. However, through the end of January 2024, no school district or charter district had failed to perform with respect to making required payments on their guaranteed bonds. Information regarding the respective financial operations of the issuer of bonds guaranteed, or to be guaranteed, by the PSF is provided by such issuers in their respective bond offering documents and the TEA takes no responsibility for the respective information, as it is provided by the respective issuers.

Ratings of Bonds Guaranteed Under the Guarantee Program

Moody’s Investors Service, Inc., S&P Global Ratings, and Fitch Ratings, Inc. rate bonds guaranteed by the PSF “Aaa,” “AAA” and “AAA,” respectively. Not all districts apply for multiple ratings on their bonds, however. See the applicable rating section within the offering document to which this is attached for information regarding a district’s underlying rating and the enhanced rating applied to a given series of bonds.

Valuation of the PSF and Guaranteed Bonds

Permanent School Fund Valuations		
Fiscal Year Ended 8/31	Book Value ⁽¹⁾	Market Value ⁽¹⁾
2019	\$35,288,344,219	\$46,464,447,981
2020	36,642,000,738	46,764,059,745
2021	38,699,895,545	55,582,252,097
2022	42,511,350,050	56,754,515,757
2023 ⁽²⁾	43,915,792,841	59,020,536,667

⁽¹⁾ SLB managed assets are included in the market value and book value of the Fund. In determining the market value of the PSF from time to time during a fiscal year, the current, unaudited values for PSF investment portfolios and cash held by the SLB are used. With respect to SLB managed assets shown in the table above, market values of land and mineral interests, internally managed real estate, investments in externally managed real estate funds and cash are based upon information reported to the

PSF Corporation by the SLB. The SLB reports that information to the PSF Corporation on a quarterly basis. The valuation of such assets at any point in time is dependent upon a variety of factors, including economic conditions in the State and nation in general, and the values of these assets, and, in particular, the valuation of mineral holdings administered by the SLB, can be volatile and subject to material changes from period to period.

(2) At August 31, 2023, mineral assets, sovereign and other lands and discretionary internal investments, and cash managed by the SLB had book values of approximately \$13.4 million, \$168.8 million, and \$708.4 million, respectively, and market values of approximately \$5,435.6 million, \$678.4 million, and \$508.4 million, respectively.

Permanent School Fund Guaranteed Bonds	
<u>At 8/31</u>	<u>Principal Amount⁽¹⁾</u>
2019	\$84,397,900,203
2020	90,336,680,245
2021	95,259,161,922
2022	103,239,495,929
2023	115,730,826,682 ⁽²⁾

(1) Represents original principal amount; does not reflect any subsequent accretions in value for compound interest bonds (zero coupon securities). The amount shown excludes bonds that have been refunded and released from the Guarantee Program. The TEA does not maintain records of the accreted value of capital appreciation bonds that are guaranteed under the Guarantee Program.

(2) At August 31, 2023 (the most recent date for which such data is available), the TEA expected that the principal and interest to be paid by school districts and charter districts over the remaining life of the bonds guaranteed by the Guarantee Program was \$178,520,723,868, of which \$62,789,897,186 represents interest to be paid. As shown in the table above, at August 31, 2023, there were \$115,730,826,682 in principal amount of bonds guaranteed under the Guarantee Program. Using the State Capacity Limit of \$154,120,128,859 (the State Capacity Limit is currently the Capacity Limit), net of the Capacity Reserve, as of December 31, 2023, 7.36% of the Guarantee Program's capacity was available to the Charter District Bond Guarantee Program. As of December 31, 2023, the amount of outstanding bond guarantees represented 76.36% of the Capacity Limit (which is currently the State Capacity Limit). December 31, 2023 values are based on unaudited data, which is subject to adjustment.

Permanent School Fund Guaranteed Bonds by Category⁽¹⁾						
Fiscal Year	<u>School District Bonds</u>		<u>Charter District Bonds</u>		<u>Totals</u>	
	<u>No. of Issues</u>	<u>Principal Amount (\$)</u>	<u>No. of Issues</u>	<u>Principal Amount (\$)</u>	<u>No. of Issues</u>	<u>Principal Amount (\$)</u>
Ended <u>8/31</u>						
2019	3,297	82,537,755,203	49	1,860,145,000	3,346	84,397,900,203
2020	3,296	87,800,478,245	64	2,536,202,000	3,360	90,336,680,245
2021	3,346	91,951,175,922	83	3,307,986,000	3,429	95,259,161,922
2022	3,348	99,528,099,929	94	3,711,396,000	3,442	103,239,495,929
2023 ⁽²⁾	3,339	111,647,914,682	102	4,082,912,000	3,441	115,730,826,682

(1) Represents original principal amount; does not reflect any subsequent accretions in value for compound interest bonds (zero coupon securities). The amount shown excludes bonds that have been refunded and released from the Guarantee Program.

(2) At December 31, 2023 (based on unaudited data, which is subject to adjustment), there were \$117,374,697,034 in principal amount of bonds guaranteed under the Guarantee Program, representing 3,369 school district issues, aggregating \$113,174,765,034 in principal amount and 105 charter district issues, aggregating \$4,199,932,000 in principal amount. At December 31, 2023 the projected guarantee capacity available was \$26,935,589,587 (based on unaudited data, which is subject to adjustment).

Discussion and Analysis Pertaining to Fiscal Year Ended August 31, 2023

The following discussion is derived from the Annual Report for the year ended August 31, 2023, including the Message from the Chief Executive Officer of the Fund, the Management's Discussion and Analysis, and other schedules contained therein. Reference is made to the Annual Report, as filed with the MSRB, for the complete Message and MD&A. Investment assets managed by the PSFC Board are referred to throughout this MD&A as the PSF(CORP). The Fund's non-financial real assets are managed by the SLB and these assets are referred to throughout as the PSF(SLB) assets.

At the end of fiscal year 2023, the PSF(CORP) net position was \$52.3 billion. During the year, the PSF(CORP) continued implementing the long-term strategic asset allocation, diversifying the investment mix to strengthen the Fund. The asset allocation is projected to increase returns over the long run while reducing risk and portfolio return volatility. The PSF(CORP) is invested in

global markets and liquid assets experience volatility commensurate with the related indices. The PSF(CORP) is broadly diversified and benefits from the cost structure of its investment program. Changes continue to be researched, crafted, and implemented to make the cost structure more effective and efficient. The PSF(CORP) annual rates of return for the one-year, five-year, and ten-year periods ending August 31, 2023, net of fees, were 6.14%, 6.19%, and 6.78%, respectively (total return takes into consideration the change in the market value of the Fund during the year as well as the interest and dividend income generated by the Fund's investments). See "Comparative Investment Schedule - PSF(CORP)" for the PSF(CORP) holdings as of August 31, 2023.

Beginning January 1, 2023, Texas PSF transitioned into the PSF Corporation combining all PSF financial investment assets under the singular management of the PSF Corporation. The new structure of the PSF Corporation updated the strategic asset allocation among public equities, fixed income, and alternative assets, as discussed herein. Alternative assets now include absolute return, private equity, real estate, natural resources, infrastructure, and real return (TIPS and commodities). The inauguration of the PSF Corporation as a discretely presented component unit of the State of Texas for fiscal year 2023 required a change in the basis of accounting to full accrual. For a description of the full accrual basis of accounting and more information about performance, including comparisons to established benchmarks for certain periods, please see the 2023 Annual Report which is included by reference herein.

PSF Returns Fiscal Year Ended 8-31-2023¹

<u>Portfolio</u>	Benchmark	<u>Return</u>	<u>Return²</u>
Total PSF(CORP) Portfolio		6.14	4.38
Domestic Large Cap Equities		16.09	15.94
Domestic Small/Mid Cap Equities		9.31	9.14
International Equities		12.38	11.89
Emerging Market Equity		2.48	1.25
Fixed Income		(1.30)	(1.19)
U.S. Treasuries		(9.21)	(9.69)
Absolute Return		7.59	3.58
Real Estate		(1.96)	(3.13)
Private Equity		4.55	0.20
Real Return		(5.51)	(5.88)
Emerging Market Debt		12.68	11.34
High Yield		7.80	7.19
Emerging Manager Program		33.35	0.97
Natural Resources		5.70	3.67
Infrastructure		14.22	3.67

¹ Time weighted rates of return adjusted for cash flows for the PSF(CORP) investment assets. Does not include SLB managed real estate or real assets. Returns are net of fees. Source: Annual Report for year ended August 31, 2023.

² Benchmarks are as set forth in the Annual Report for year ended August 31, 2023.

The SLB is responsible for the investment of money in the Real Estate Special Fund Account (RESFA) of the PSF (also referred to herein as the PSF(SLB)). Pursuant to applicable law, money in the PSF(SLB) may be invested in land, interest in real estate, mineral and royalty interest, and real property holdings. For more information regarding the investments of the PSF(SLB), please see the 2023 Unaudited Annual Financial Report of the Texas General Land Office and Veterans Land Board.

The Fund directly supports the public school system in the State by distributing a predetermined percentage of its asset value to the ASF. In fiscal year 2023, \$2.1 billion was distributed to the ASF, \$345 million of which was distributed by the PSF(CORP) on behalf of the SLB.

Other Events and Disclosures

State ethics laws govern the ethics and disclosure requirements for financial advisors and other service providers who advise certain State governmental entities, including the PSF. The SBOE code of ethics provides ethical standards for SBOE members, the Education Commissioner, TEA staff, and persons who provide services to the SBOE relating to the Fund. The PSF Corporation developed its own ethics policy that provides basic ethical principles, guidelines, and standards of conduct relating to the management and investment of the Fund in accordance with the requirements of §43.058 of the Texas Education Code, as amended. The SBOE code of ethics is codified in the Texas Administrative Code at 19 TAC sections 33.4 et seq. and is available on the TEA web site at <https://tea.texas.gov/sites/default/files/ch033a.pdf>. The PSF Corporation's ethics policy is posted to the PSF Corporation's website at texaspsf.org.

In addition, the SLB and GLO have established processes and controls over the administration of real estate transactions and are subject to provisions of the Texas Natural Resources Code and internal procedures in administering real estate transactions for Fund assets it manages.

As of August 31, 2023, certain lawsuits were pending against the State and/or the GLO, which challenge the Fund's title to certain real property and/or past or future mineral income from that property, and other litigation arising in the normal course of the investment activities of the PSF. Reference is made to the Annual Report, when filed, for a description of such lawsuits that are pending, which may represent contingent liabilities of the Fund.

PSF Continuing Disclosure Undertaking

The Regulatory Recodification included the codification of the TEA's undertaking pursuant to Rule 15c2-12 (the "TEA Undertaking") pertaining to the PSF and the Guarantee Program. As of March 1, 2023, the TEA Undertaking is codified at 19 TAC 33.8, which relates to the Guarantee Program and is available at [available at https://tea.texas.gov/sites/default/files/ch033a.pdf](https://tea.texas.gov/sites/default/files/ch033a.pdf).

Through the codification of the TEA Undertaking and its commitment to guarantee bonds, the TEA has made the following agreement for the benefit of the issuers, holders, and beneficial owners of guaranteed bonds. The TEA (or its successor with respect to the management of the Guarantee Program) is required to observe the agreement for so long as it remains an "obligated person," within the meaning of Rule 15c2-12, with respect to guaranteed bonds. Nothing in the TEA Undertaking obligates the TEA to make any filings or disclosures with respect to guaranteed bonds, as the obligations of the TEA under the TEA Undertaking pertain solely to the Guarantee Program. The issuer or an "obligated person" of the guaranteed bonds has assumed the applicable obligation under Rule 15c2-12 to make all disclosures and filings relating directly to guaranteed bonds, and the TEA takes no responsibility with respect to such undertakings. Under the TEA Undertaking, the TEA is obligated to provide annually certain updated financial information and operating data, and timely notice of specified material events, to the MSRB.

The MSRB has established the Electronic Municipal Market Access ("EMMA") system, and the TEA is required to file its continuing disclosure information using the EMMA system. Investors may access continuing disclosure information filed with the MSRB at www.emma.msrb.org, and the continuing disclosure filings of the TEA with respect to the PSF can be found at <https://emma.msrb.org/IssueView/Details/ER355077> or by searching for "Texas Permanent School Fund Bond Guarantee Program" on EMMA.

Annual Reports

The PSF Corporation, on behalf of the TEA, and the TEA will annually provide certain updated financial information and operating data to the MSRB. The information to be updated includes all quantitative financial information and operating data with respect to the Guarantee Program and the PSF of the general type included in this offering document under the heading "THE PERMANENT SCHOOL FUND GUARANTEE PROGRAM." The information also includes the Annual Report. The PSF Corporation will update and provide this information within six months after the end of each fiscal year.

The TEA and the PSF Corporation may provide updated information in full text or may incorporate by reference certain other publicly-available documents, as permitted by Rule 15c2-12. The updated information includes audited financial statements of, or relating to, the State or the PSF, when and if such audits are commissioned and available. In the event audits are not available by the filing deadline, unaudited financial statements will be provided by such deadline, and audited financial statements will be provided when available. Financial statements of the State will be prepared in accordance with generally accepted accounting principles as applied to state governments, as such principles may be changed from time to time, or such other accounting principles as the State Auditor is required to employ from time to time pursuant to State law or regulation. The financial statements of the Fund are required to be prepared to conform to U.S. Generally Accepted Accounting Principles as established by the Governmental Accounting Standards Board.

The Fund is composed of two primary segments: the financial assets (PSF(CORP)) managed by PSF Corporation, and the non-financial assets (PSF(SLB)) managed by the SLB. Each of these segments is reported separately und different bases of accounting.

The PSF Corporation classified as a proprietary endowment fund and reported by the State of Texas as a discretely presented component unit and accounted for on an economic resources measurement focus and the full accrual basis of accounting. Measurement focus refers to the definition of the resource flows measured. Under the full accrual basis of accounting, all revenues reported are recognized in the period they are earned or when the PSF Corporation has a right to receive them. Expenses are recognized in the period they are incurred, and the subsequent amortization of any deferred outflows. Additionally, costs related to capital assets are capitalized and subsequently depreciated over the useful life of the assets. Both current and long-term assets and liabilities are presented in the statement of net position.

The SLB manages the Fund's non-financial assets (PSF(SLB)), is classified as a governmental permanent fund and accounted for using the current financial resources measurement focus and the modified accrual basis of accounting. Under the modified accrual basis of accounting, amounts are recognized as revenues in the period in which they are available to finance expenditures of the current period and are measurable. Amounts are considered measurable if they can be estimated or otherwise determined. Expenditures are recognized in the period in which the related liability is incurred, if measurable.

The State's current fiscal year end is August 31. Accordingly, the TEA and the PSF Corporation must provide updated information by the last day of February in each year, unless the State changes its fiscal year. If the State changes its fiscal year, the TEA will notify the MSRB of the change.

Event Notices

The TEA and the PSF Corporation will also provide timely notices of certain events to the MSRB. Such notices will be provided not more than ten business days after the occurrence of the event. The TEA or the PSF Corporation will provide notice of any of the following events with respect to the Guarantee Program: (1) principal and interest payment delinquencies; (2) non-payment related

defaults, if such event is material within the meaning of the federal securities laws; (3) unscheduled draws on debt service reserves reflecting financial difficulties; (4) unscheduled draws on credit enhancements reflecting financial difficulties; (5) substitution of credit or liquidity providers, or their failure to perform; (6) adverse tax opinions, the issuance by the IRS of proposed or final determinations of taxability, Notices of Proposed Issue (IRS Form 5701-TEB), or other material notices or determinations with respect to the tax status of the Guarantee Program, or other material events affecting the tax status of the Guarantee Program; (7) modifications to rights of holders of bonds guaranteed by the Guarantee Program, if such event is material within the meaning of the federal securities laws; (8) bond calls, if such event is material within the meaning of the federal securities laws, and tender offers; (9) defeasances; (10) release, substitution, or sale of property securing repayment of bonds guaranteed by the Guarantee Program, if such event is material within the meaning of the federal securities laws; (11) rating changes of the Guarantee Program; (12) bankruptcy, insolvency, receivership, or similar event of the Guarantee Program (which is considered to occur when any of the following occur: the appointment of a receiver, fiscal agent, or similar officer for the Guarantee Program in a proceeding under the United States Bankruptcy Code or in any other proceeding under state or federal law in which a court or governmental authority has assumed jurisdiction over substantially all of the assets or business of the Guarantee Program, or if such jurisdiction has been assumed by leaving the existing governing body and officials or officers in possession but subject to the supervision and orders of a court or governmental authority, or the entry of an order confirming a plan of reorganization, arrangement, or liquidation by a court or governmental authority having supervision or jurisdiction over substantially all of the assets or business of the Guarantee Program); (13) the consummation of a merger, consolidation, or acquisition involving the Guarantee Program or the sale of all or substantially all of its assets, other than in the ordinary course of business, the entry into a definitive agreement to undertake such an action or the termination of a definitive agreement relating to any such actions, other than pursuant to its terms, if such event is material within the meaning of the federal securities laws; (14) the appointment of a successor or additional trustee with respect to the Guarantee Program or the change of name of a trustee, if such event is material within the meaning of the federal securities laws; (15) the incurrence of a financial obligation of the Guarantee Program, if material, or agreement to covenants, events of default, remedies, priority rights, or other similar terms of a financial obligation of the Guarantee Program, any of which affect security holders, if material; and (16) default, event of acceleration, termination event, modification of terms, or other similar events under the terms of a financial obligation of the Guarantee Program, any of which reflect financial difficulties. (Neither the Act nor any other law, regulation or instrument pertaining to the Guarantee Program make any provision with respect to the Guarantee Program for bond calls, debt service reserves, credit enhancement, liquidity enhancement, early redemption, or the appointment of a trustee with respect to the Guarantee Program.) In addition, the TEA or the PSF Corporation will provide timely notice of any failure by the TEA or the PSF Corporation to provide information, data, or financial statements in accordance with its agreement described above under "Annual Reports."

Availability of Information

The TEA and the PSF Corporation have agreed to provide the foregoing information only to the MSRB and to transmit such information electronically to the MSRB in such format and accompanied by such identifying information as prescribed by the MSRB. The information is available from the MSRB to the public without charge at www.emma.msrb.org.

Limitations and Amendments

The TEA and the PSF Corporation have agreed to update information and to provide notices of material events only as described above. The TEA and the PSF Corporation have not agreed to provide other information that may be relevant or material to a complete presentation of its financial results of operations, condition, or prospects or agreed to update any information that is provided, except as described above. The TEA and the PSF Corporation make no representation or warranty concerning such information or concerning its usefulness to a decision to invest in or sell bonds at any future date. The TEA and the PSF Corporation disclaim any contractual or tort liability for damages resulting in whole or in part from any breach of its continuing disclosure agreement or from any statement made pursuant to its agreement, although holders of Bonds may seek a writ of mandamus to compel the TEA and the PSF Corporation to comply with its agreement.

The continuing disclosure agreement is made only with respect to the PSF and the Guarantee Program. The issuer of guaranteed bonds or an obligated person with respect to guaranteed bonds may make a continuing disclosure undertaking in accordance with Rule 15c2-12 with respect to its obligations arising under Rule 15c2-12 pertaining to financial information and operating data concerning such entity and events notices relating to such guaranteed bonds. A description of such undertaking, if any, is included elsewhere in this offering document.

This continuing disclosure agreement may be amended by the TEA or the PSF Corporation from time to time to adapt to changed circumstances that arise from a change in legal requirements, a change in law, or a change in the identity, nature, status, or type of operations of the TEA or the PSF Corporation, but only if (1) the provisions, as so amended, would have permitted an underwriter to purchase or sell guaranteed bonds in the primary offering of such bonds in compliance with Rule 15c2-12, taking into account any amendments or interpretations of Rule 15c2-12 since such offering as well as such changed circumstances and (2) either (a) the holders of a majority in aggregate principal amount of the outstanding bonds guaranteed by the Guarantee Program consent to such amendment or (b) a person that is unaffiliated with the TEA or the PSF Corporation (such as nationally recognized bond counsel) determines that such amendment will not materially impair the interest of the holders and beneficial owners of the bonds guaranteed by the Guarantee Program. The TEA or the PSF Corporation may also amend or repeal the provisions of its continuing disclosure agreement if the SEC amends or repeals the applicable provision of Rule 15c2-12 or a court of final jurisdiction enters judgment that such provisions of Rule 15c2-12 are invalid, but only if and to the extent that the provisions of this sentence would not prevent an underwriter from lawfully purchasing or selling bonds guaranteed by the Guarantee Program in the primary offering of such bonds.

Compliance with Prior Undertakings

Except as stated below, during the last five years, the TEA and the PSF Corporation have not failed to substantially comply with their previous continuing disclosure agreements in accordance with Rule 15c2-12. On April 28, 2022, TEA became aware that it had not timely filed its 2021 Annual Report with EMMA due to an administrative oversight. TEA took corrective action and filed the

2021 Annual Report with EMMA on April 28, 2022, followed by a notice of late filing made with EMMA on April 29, 2022. TEA notes that the 2021 Annual Report was timely filed on the TEA website by the required filing date and that website posting has been incorporated by reference into TEA's Bond Guarantee Program disclosures that are included in school district and charter district offering documents.

SEC Exemptive Relief

On February 9, 1996, the TEA received a letter from the Chief Counsel of the SEC that pertains to the availability of the "small issuer exemption" set forth in paragraph (d)(2) of Rule 15c2-12. The letter provides that Texas school districts which offer municipal securities that are guaranteed under the Guarantee Program may undertake to comply with the provisions of paragraph (d)(2) of Rule 15c2-12 if their offerings otherwise qualify for such exemption, notwithstanding the guarantee of the school district securities under the Guarantee Program. Among other requirements established by Rule 15c2-12, a school district offering may qualify for the small issuer exemption if, upon issuance of the proposed series of securities, the school district will have no more than \$10 million of outstanding municipal securities.

(this page intentionally left blank)

Financial Advisory Services
Provided By:

