

**PRELIMINARY OFFICIAL STATEMENT**  
**Dated November 30, 2023**

NEW ISSUE – Book-Entry-Only

RATINGS: Fitch – “AAA”  
Moody’s – “Aaa”  
S&P – “AAA”

(See “OTHER PERTINENT INFORMATION – Ratings” herein.)

*In the opinion of Bond Counsel, under existing law, interest on the Certificates (i) is excludable from gross income for federal income tax purposes under section 103 of the Internal Revenue Code of 1986, as amended, and (ii) is not an item of tax preference for purposes of the alternative minimum tax on individuals. See “TAX MATTERS” herein, including information regarding potential alternative minimum tax consequences for corporations.*



**\$148,710,000\***  
**BEXAR COUNTY, TEXAS**  
**COMBINATION TAX AND REVENUE**  
**CERTIFICATES OF OBLIGATION, SERIES 2023**

Dated Date: December 1, 2023 (Interest to accrue from Delivery Date)

Due: June 15, as shown on page ii hereof

Bexar County, Texas (the “Issuer” or the “County”) is issuing its \$148,710,000\* Combination Tax and Revenue Certificates of Obligation, Series 2023 (the “Certificates”). The Certificates are being issued pursuant to the Constitution and the general laws of the State of Texas (the “State”), including, specifically, Subchapter C of Chapter 271, as amended, Texas Local Government Code, Chapter 1371, as amended, Texas Government Code (“Chapter 1371”), and an order (the “Certificate Order”) adopted by the Commissioners Court (the “Commissioners Court”) of the County on November 28, 2023. As permitted by Chapter 1371, the Commissioners Court delegated to certain designated officials of the County the authority to establish the final terms, as well as to effectuate the sale of, and to execute a pricing certificate for the Certificates evidencing the final terms of sale thereof. See “INTRODUCTION” and “THE CERTIFICATES – Authority for Issuance” herein.

The Certificates are issuable only as fully registered obligations in denominations of \$5,000 or any integral multiple thereof. Interest on the Certificates will accrue from the Delivery Date (defined below), will be payable on June 15 and December 15 each year, commencing June 15, 2024 until stated maturity or prior redemption, and will be calculated on the basis of a 360-day year of twelve 30-day months. The Certificates are initially registered solely in the name Cede & Co., as registered owner and nominee for The Depository Trust Company, New York, New York (“DTC”) acting as securities depository for the Certificates, until DTC resigns or is discharged. The Certificates initially will be available to purchasers (the “Beneficial Owners”) in book-entry form only. So long as Cede & Co. is the registered owner of the Certificates, as nominee for DTC, the Paying Agent/Registrar, initially, BOKF, NA, Dallas, Texas, will pay the principal of and interest on the Certificates to Cede & Co., which will, in turn, remit such amounts to DTC participants for subsequent disbursement to the Beneficial Owners of the Certificates. (See “BOOK-ENTRY-ONLY SYSTEM” herein.)

Proceeds from the sale of the Certificates are being used by the County generally for the purpose of (a) (1) designing, constructing, renovating, improving, and equipping existing County buildings and facilities, including the Bexar County Courthouse, Courthouse Annex, Bexar County Jail, the “old” Bexar County Jail, Bexar County Adult Detention Facilities (South Annex and other Annexes, Detention Center and Probation Center), Bexar County Juvenile Detention Facilities and Training Center, Justice of the Peace/Constable Facilities, Forensic Science Center, Technology Centers, Bexar County Crime Lab, Bexar County Sheriff’s Department law enforcement facilities, Bexar County Justice Center, Bexar County District Court Facilities, Bexar County Probate Court Facilities, Bexar County Data Center, Bexar County Public Works Facility, Vista Verde Buildings, Toudouze Work Release Building, Military and Veterans Services Center, Brooks Training Center, Precinct 4 Satellite Building, Bexar County Sheriff’s Office University Park Facility, Bexar County Sheriff’s Office Training Academy, Bexar County Sheriff’s Office Firing Range, Bexar County Sheriff’s Office Firearms Training Center, Juvenile Justice Academy, South Flores Street Garage and Archive Garage, and other Bexar County-owned administrative facilities, parks and recreational facilities, library facilities, parking facilities, workforce training facilities, and civil and criminal justice facilities, sheriff stations, other public safety facilities, jails, juvenile detention facilities, and judicial facilities; (2) acquiring computer hardware and software and other technology (including information technology system and network upgrades and improvements), communication, and audio/visual equipment and the payment of professional fees relating thereto, including the County-wide Integrated Justice System and Financial Management System; (3) acquiring, constructing, renovating, improving, and equipping parks and recreational facilities and the purchase of park vehicles; (4) acquiring vehicles and equipment for various County offices, departments and purposes; (5) acquiring and installing energy conservation equipment for County facilities; (6) acquiring, designing, constructing, repairing, and improving County roads (including utilities relocation and related bridge, flood control, and drainage improvements); (7) acquiring facilities, equipment, rights-of-way for streets, roads, highways, sidewalks, parks, parking structures, telecommunications, wireless communication, information technology systems, applications, hardware, software, cybersecurity, and other public safety facilities; (8) designing, acquiring, constructing and equipping parking facilities; (9) designing, acquiring, constructing and equipping animal care and animal control facility; (10) constructing improvements for flood control purposes, including landscaping, sidewalk, road, and bridge related improvements, including improvements along, within, and as a part of various river, creek, stream, and slough projects within the County; (11) acquisition of technology for flood control improvements; (12) constructing and improving County parks and the acquisition of land and interests in land in connection therewith, including, without limitation, the acquisition of open space park land, and acquiring conservation easements on land for any authorized purposes, including, without limitation, parks, public safety, water supply and quality purposes, to retain or protect natural, scenic, or open-space parks and recreational, or open-space use, protect natural resources, maintain or enhance air or water quality, or conserve water quantity or quality; (13) acquiring materials, supplies, equipment, machinery, land, easements, rights-of-way and other interests in real property for authorized needs and purposes relating to any of the foregoing purposes; and (14) other professional services related to the design, construction, project management, and financing of the aforementioned projects; and (b) paying the costs of issuance of the Certificates. See “THE CERTIFICATES – Use of Proceeds” herein.

The Certificates are payable primarily from an annual ad valorem tax levied against all taxable property located in the County, within the limitations prescribed by law, and are additionally secured by a limited lien on and pledge of certain surplus revenues derived from the operation of the County’s parking facilities (the “Surplus Revenues”), where Surplus Revenues include those revenues of the County’s parking facilities, in an amount not to exceed \$1,000, remaining after payment of all operation and maintenance expenses thereof, and all debt service, reserve, and other requirements with respect to all of the County’s revenue bonds and other obligations, now outstanding or hereafter issued, that are payable from all or any part of such revenues. See “THE CERTIFICATES – Authority for Issuance” and “THE CERTIFICATES – Security for Payment” herein.

SEE STATED MATURITY SCHEDULE, PRINCIPAL AMOUNTS, INTEREST RATES, INITIAL YIELDS, CUSIP  
NUMBERS AND REDEMPTION PROVISIONS ON PAGE ii HEREOF

*The Certificates are offered for delivery when, as and if issued and received by the initial purchasers thereof named below (collectively, the “Underwriters”) subject to the approval of legality by the Attorney General of the State of Texas, the approval of certain legal matters by Bracewell LLP, San Antonio, Texas, Bond Counsel, and McCall, Parkhurst & Horton L.L.P., San Antonio, Texas, Disclosure Counsel. Certain legal matters will be passed upon for the Underwriters by their counsel Escamilla & Poneck, LLP and Kassahn & Ortiz, P.C., both of San Antonio, Texas. The Certificates are expected to be available for initial delivery through the services of DTC on or about December 28, 2023 (the “Delivery Date”).*

**HILLTOP SECURITIES**

**SIEBERT WILLIAMS SHANK & Co., LLC**  
**FHN FINANCIAL CAPITAL MARKETS**

**ESTRADA HINOJOSA**  
**FROST BANK**

\* Preliminary, subject to change.

This Preliminary Official Statement and the information contained herein are subject to completion or amendment without notice. These securities may not be sold, nor may offers to buy them be accepted, prior to the time the Official Statement is delivered in final form. Under no circumstances shall this Preliminary Official Statement constitute an offer to sell or a solicitation of an offer to buy, nor shall there be any sale of, these securities in any jurisdiction in which such offer, solicitation or sale would be unlawful prior to registration, qualification or filing under the securities laws of any such jurisdiction.

**STATED MATURITY SCHEDULE\***  
**\$148,710,000\***  
**BEXAR COUNTY, TEXAS**  
**COMBINATION TAX AND REVENUE**  
**CERTIFICATES OF OBLIGATION, SERIES 2023**  
**CUSIP NO. PREFIX: 088281<sup>(1)</sup>**

<b>Maturity June 15</b>	<b>Principal Amount (\$)</b>	<b>Interest Rate (%)</b>	<b>Initial Yield (%)</b>	<b>CUSIP No. Suffix<sup>(1)</sup></b>
2025	2,500,000			
2026	2,500,000			
2027	2,500,000			
2028	2,500,000			
2029	3,000,000			
2030	3,000,000			
2031	3,000,000			
2032	3,000,000			
2033	3,000,000			
2034	3,000,000			
2035	3,000,000			
2036	3,000,000			
2037	4,000,000			
2038	5,000,000			
2039	5,500,000			
2040	7,965,000			
2041	8,365,000			
2042	8,785,000			
2043	9,225,000			
2044	9,685,000			
2045	10,170,000			
2046	10,675,000			
2047	11,210,000			
2048	11,770,000			
2049	12,360,000			

(Interest to accrue from the Delivery Date)

The County reserves the right to redeem the Certificates maturing on and after June 15, 20\_\_ in whole or in part, in the principal amount of \$5,000 or any integral multiple thereof, on June 15, 20\_\_ or any date thereafter, at the redemption price of par plus accrued interest to the date of redemption. In addition, if two or more serial certificates of consecutive maturity are combined into one or more “term” Certificates by the Underwriters, such Term Certificate will be subject to mandatory sinking fund redemption in accordance with the provisions of the hereinafter-defined Order. See “THE CERTIFICATES – Redemption Provisions of the Certificates” herein.

<sup>(1)</sup> Preliminary, subject to change.

<sup>(1)</sup> CUSIP numbers are included solely for the convenience of owners of the Certificates. CUSIP is a registered trademark of the American Bankers Association. CUSIP data herein is provided by CUSIP Global Services, managed by FactSet Research Systems, Inc., on behalf of American Bankers Association. CUSIP numbers have been assigned to this issue by the CUSIP Service Bureau and are included solely for convenience of the owners of the Certificates. This data is not intended to create a database and does not serve in any way as a substitute for the CUSIP Services. None of the County, the Co-Financial Advisors, or the Underwriters are responsible for the selection or correctness of the CUSIP numbers set forth herein.

**BEXAR COUNTY, TEXAS**

**COUNTY OFFICIALS**

**COMMISSIONERS COURT**

<u>Name</u>	<u>Position</u>	<u>Length of Service</u>	<u>Term Expires</u>	<u>Occupation</u>
Peter Sakai	County Judge	1st year	2026	Attorney
Rebeca Clay-Flores	Commissioner, Precinct One	3 years	2024	Public Official
Justin Rodriguez	Commissioner, Precinct Two	5 years	2026	Attorney
Grant Moody	Commissioner, Precinct Three	2 years	2024	Businessman
Tommy Calvert	Commissioner, Precinct Four	8 years	2026	Businessman

**COUNTY OFFICIALS**

<u>Name</u>	<u>Position</u>	<u>Years Served</u>
Albert Uresti	County Tax Assessor/Collector	10
Gloria A. Martinez	District Clerk	1
Joe Gonzales	Criminal District Attorney	4
Lucy Adame-Clark	County Clerk	4
Javier Salazar	Sheriff	6

**APPOINTED OFFICIALS**

<u>Name</u>	<u>Position</u>	<u>Years Served</u>
David L. Smith	County Manager	12
Leo S. Caldera, CIA, CGAP	County Auditor	4
Patricia Torres, CTED, CTEM	Purchasing Agent	3

**CONSULTANTS AND ADVISORS**

SAMCO Capital Markets, Inc. San Antonio, Texas	Co-Financial Advisors
RBC Capital Markets, LLC San Antonio, Texas	Co-Financial Advisors
Bracewell LLP San Antonio, Texas	Bond Counsel
McCall, Parkhurst & Horton L.L.P. San Antonio, Texas	Disclosure Counsel
Garza/Gonzalez & Associates San Antonio, Texas	Certified Public Accountants

(The remainder of this page has been left blank intentionally.)

For additional information regarding the County, please contact:

Mr. David L. Smith  
County Manager  
Bexar County  
101 W. Nueva, Suite 901  
San Antonio, Texas 78205  
(210) 335-2405 - Telephone  
(210) 335-2683 - Facsimile

Mr. Duane L. Westerman  
Mr. Nick Westerman  
Co-Financial Advisors  
SAMCO Capital Markets, Inc.  
81020 N.E. Loop 410, Suite 630  
San Antonio, Texas 78209  
(210) 832-9760 - Telephone  
(210) 832-9794 - Facsimile  
dwesterman@samcocapital.com  
nwesterman@samcocapital.com

Mr. Leo Calderon, CIA, CGAP  
County Auditor  
Bexar County  
101 W. Nueva, Suite 800  
San Antonio, Texas 78205  
(210) 335-2434 - Telephone  
(210) 335-2996 - Facsimile

Mr. Richard Acosta  
Mr. Robert Traylor  
Co-Financial Advisors  
RBC Capital Markets, LLC  
303 Pearl Parkway, Suite 220  
San Antonio, Texas 78215  
(210) 805-1117 - Telephone  
(210) 805-1119 - Facsimile  
richard.acosta@rbccm.com  
robert.d.traylor@rbccm.com

(The remainder of this page has been left blank intentionally.)

## USE OF INFORMATION IN OFFICIAL STATEMENT

For purposes of compliance with Rule 15c2-12 of the United States Securities and Exchange Commission, as amended (the "Rule") and in effect on the date of this Preliminary Official Statement, this document constitutes an "official statement" of the County with respect to the Certificates that has been "deemed final" by the County as of its date except for the omission of no more than the information permitted by the Rule.

This Official Statement, which includes the cover page and the Appendices hereto, does not constitute an offer to sell or the solicitation of an offer to buy in any jurisdiction to any person to whom it is unlawful to make such offer, solicitation, or sale.

No dealer, broker, salesperson or other person has been authorized to give information or to make any representation other than those contained in this Official Statement, and if given or made, such other information or representations must not be relied upon.

RBC Capital Markets, LLC and SAMCO Capital Markets, Inc. are employed as Co-Financial Advisors to the County in connection with the issuance of the Certificates. The Co-Financial Advisor's fee for services rendered with respect to the sale of the Certificates is contingent upon the issuance and delivery of the Certificates. The Co-Financial Advisors are not obligated to undertake, and have not undertaken to make, an independent verification or to assume responsibility for the accuracy, completeness, or fairness of the information in this Official Statement.

The information and expressions of opinion contained herein are subject to change without notice, and neither the delivery of this Official Statement nor any sale made hereunder shall, under any circumstances, create any implication that there has been no change in the affairs of the County or other matters described. See "CONTINUING DISCLOSURE OF INFORMATION" for a description of the County's undertaking to provide certain information on a continuing basis.

The Underwriters have provided the following sentence for inclusion in this Official Statement. The Underwriters have reviewed the information in this Official Statement in accordance with their responsibilities to investors under the federal securities laws as applied to the facts and circumstances of this transaction, but the Underwriters do not guarantee the accuracy or completeness of such information.

The Co-Financial Advisors have provided the following sentence for inclusion in this Official Statement. The Co-Financial Advisors have reviewed the information in this Official Statement in accordance with their responsibilities to the County and, as applicable, to investors under the federal securities laws as applied to the facts and circumstances of this transaction, but the Co-Financial Advisors do not guarantee the accuracy or completeness of such information.

THE CERTIFICATES ARE EXEMPT FROM REGISTRATION WITH THE UNITED STATES SECURITIES AND EXCHANGE COMMISSION AND CONSEQUENTLY HAVE NOT BEEN REGISTERED THEREWITH. THE REGISTRATION, QUALIFICATION, OR EXEMPTION OF THE CERTIFICATES IN ACCORDANCE WITH APPLICABLE SECURITIES LAW PROVISIONS OF THE JURISDICTIONS IN WHICH THE CERTIFICATES HAVE BEEN REGISTERED, QUALIFIED, OR EXEMPTED SHOULD NOT BE REGARDED AS A RECOMMENDATION THEREOF.

IN CONNECTION WITH THIS OFFERING, THE UNDERWRITERS MAY OVER-ALLOT OR EFFECT TRANSACTIONS WHICH STABILIZE THE MARKET PRICE OF THE ISSUE AT A LEVEL ABOVE THAT WHICH MIGHT OTHERWISE PREVAIL IN THE OPEN MARKET. SUCH STABILIZING, IF COMMENCED, MAY BE DISCONTINUED AT ANY TIME.

NONE OF THE COUNTY, THE CO-FINANCIAL ADVISORS, NOR THE UNDERWRITERS MAKE ANY REPRESENTATION OR WARRANTY WITH RESPECT TO THE INFORMATION CONTAINED IN THIS OFFICIAL STATEMENT REGARDING THE DEPOSITORY TRUST COMPANY AND ITS BOOK-ENTRY-ONLY SYSTEM AS SUCH INFORMATION HAS BEEN PROVIDED BY DTC.

The agreements of the County and others related to the Certificates are contained solely in the contracts described herein. Neither this Official Statement nor any other statement made in connection with the offer or sale of the Certificates is to be construed as constituting an agreement with the purchasers of the Certificates. INVESTORS SHOULD READ THE ENTIRE OFFICIAL STATEMENT, INCLUDING ALL APPENDICES ATTACHED HERETO, TO OBTAIN INFORMATION ESSENTIAL TO MAKING AN INFORMED INVESTMENT DECISION.

References to web site addresses presented herein are for informational purposes only and may be in the form of a hyperlink solely for the reader's convenience. Unless specified otherwise, such web sites and the information or links contained therein are not incorporated into, and are not part of, this Official Statement for purposes of, and as that term is defined in, Rule 15c2-12 of the United States Securities and Exchange Commission.

## TABLE OF CONTENTS

<b>COVER PAGE</b> .....	i	Tax Increment Reinvestment Zones .....	11
<b>STATED MATURITY SCHEDULE</b> .....	ii	Chapter 381 Agreements .....	11
<b>COUNTY OFFICIALS</b> .....	iii	Tax Abatement Agreements .....	11
<b>CONSULTANTS AND ADVISORS</b> .....	iii	County and Taxpayer Remedies .....	11
<b>USE OF INFORMATION IN OFFICIAL STATEMENT</b> .....	v	Levy and Collection of Taxes .....	12
<b>TABLE OF CONTENTS</b> .....	vi	Public Hearing and Maintenance and Operations Tax	
<b>INTRODUCTION</b> .....	1	Rate Limitations .....	12
<b>INFECTIOUS DISEASE OUTBREAK – COVID-19</b> .....	1	Debt Tax Rate Limitations .....	13
<b>THE CERTIFICATES</b>		The County’s Rights in the Event of Tax	
Authority for Issuance .....	2	Delinquencies .....	14
General Description .....	2	County Application of Property Tax Code .....	14
Security for Payment .....	2	<b>TEXAS LEGISLATURE</b> .....	15
Payment Record .....	2	<b>INVESTMENT POLICIES</b>	
Legality .....	2	Investments .....	15
Delivery .....	3	Legal Investments .....	15
Use of Proceeds .....	3	Investment Policies .....	16
Redemption Provisions of the Certificates.....	3	Additional Provisions .....	16
Notice of Redemption .....	3	Current Investments .....	17
Discharge .....	4	<b>LEGAL MATTERS</b> .....	17
Amendments to Order and Pricing Certificate .....	4	<b>NO-LITIGATION</b> .....	17
Defaults and Remedies .....	5	<b>TAX MATTERS</b>	
<b>SOURCES AND USES OF FUNDS</b>		Tax Exemption .....	18
<b>OF THE CERTIFICATES</b> .....	6	Additional Federal Income Tax Considerations .....	18
<b>REGISTRATION, TRANSFER, AND EXCHANGE</b>		Tax Legislative Changes .....	20
Paying Agent/Registrar .....	6	<b>CONTINUING DISCLOSURE OF INFORMATION</b>	
Successor Paying Agent/Registrar .....	6	General .....	20
Record Date .....	6	Annual Reports .....	20
Special Record Date for Interest Payment .....	6	Material Event Notices .....	20
Registration, Transferability and Exchange .....	7	Availability of Information from MSRB .....	21
Limitation on Transferability of		Limitations and Amendments .....	21
Certificates Called for Redemption .....	7	Compliance with Prior Undertakings .....	21
Replacement Bonds.....	7	<b>OTHER PERTINENT INFORMATION</b>	
<b>BOOK-ENTRY-ONLY SYSTEM</b> .....	7	Authenticity of Financial Data and Other Information .....	22
Use of Certain Terms in Other Sections of		Registration and Qualification of Certificates for Sale .....	22
This Official Statement.....	9	Legal Investments and Eligibility to	
Effect of Termination of Book-Entry-Only System.....	9	Secure Public Funds in Texas .....	22
<b>AD VALOREM PROPERTY TAXATION</b>		Ratings .....	22
Valuation of Taxable Property .....	9	Co-Financial Advisors .....	23
State Mandated Homestead Exemptions .....	9	Underwriting .....	23
Local Option Homestead Exemptions .....	9	Financial Statements .....	23
Local Option Freeze for the Elderly and Disabled .....	10	Use of Information in the Official Statement .....	23
Personal Property .....	10	Forward Looking Statements .....	23
Freeport and Goods-in-Transit Exemptions .....	10	Authorization of the Official Statement .....	24
Other Exempt Property .....	10		
Temporary Exemption For Qualified Property			
Damaged By A Disaster .....	11		
SELECTED FINANCIAL INFORMATION OF BEXAR COUNTY, TEXAS .....		APPENDIX A	
GENERAL INFORMATION REGARDING BEXAR COUNTY, TEXAS AND THE CITY OF SAN ANTONIO, TEXAS.....		APPENDIX B	
BEXAR COUNTY, TEXAS ANNUAL FINANCIAL REPORT .....		APPENDIX C	
FORM OF BOND COUNSEL’S OPINION.....		APPENDIX D	

The cover page, subsequent pages hereof, and appendices attached hereto, are part of this Official Statement.

**PRELIMINARY OFFICIAL STATEMENT**

**RELATING TO**

**\$148,710,000\***  
**BEXAR COUNTY, TEXAS**  
**COMBINATION TAX AND REVENUE**  
**CERTIFICATES OF OBLIGATION,**  
**SERIES 2023**

**INTRODUCTION**

This Official Statement has been prepared by Bexar County, Texas (the "Issuer" or the "County"), in connection with its offering of its \$148,710,000\* Combination Tax and Revenue Certificates of Obligation, Series 2023 (the "Certificates"). See "THE CERTIFICATES – Authority for Issuance" herein. Capitalized terms used, but not defined, herein shall have their respective meanings ascribed thereto in the Order (hereinafter defined).

There follows in this Official Statement descriptions of the Certificates and certain other information about the County and its finances. All descriptions of documents contained herein are only summaries and are qualified in their entirety by reference to each such document. Copies of such documents may be obtained from the County at 101 W. Nueva, Suite 901, San Antonio, Texas 78205 and, during the offering period, from the County's Co-Financial Advisors, SAMCO Capital Markets, Inc., 1020 N.E. Loop 410, Suite 640, San Antonio, Texas 78209, and RBC Capital Markets, LLC, 303 Pearl Parkway, Suite 220, San Antonio, Texas 78215, upon request by electronic mail or physical delivery upon payment of reasonable copying, mailing, and handling charges.

This Official Statement speaks only as to its date, and the information contained herein is subject to change. A copy of the final Official Statement, in final form, will be deposited with the Municipal Securities Rulemaking Board through its Electronic Municipal Market Access ("EMMA") system. See "CONTINUING DISCLOSURE OF INFORMATION" herein for a description of the County's undertaking to provide certain information on a continuing basis.

**INFECTIOUS DISEASE OUTBREAK – COVID-19**

In March 2020, the World Health Organization and the President of the United States separately declared the outbreak of a respiratory disease caused by a novel coronavirus ("COVID-19") to be a public health emergency. On March 13, 2020, the Governor of Texas (the "Governor") declared a state of disaster for all counties in the State of Texas (the "State") because of the effects of COVID-19. Subsequently, in response to a rise in COVID-19 infections in the State and pursuant to the Chapter 418 of the Texas Government Code, the Governor issued a number of executive orders intended to help limit the spread of COVID-19 and mitigate injury and the loss of life, including limitations imposed on business operations, social gatherings and other activities.

Over the ensuing year, COVID-19 negatively affected commerce, travel and businesses locally and globally, and negatively affected economic growth worldwide and within the United States, the State and the County. Following the widespread release and distribution of various COVID-19 vaccines beginning in December 2020 and a decrease in active COVID-19 cases generally in the United States, state governments (including Texas) have started to lift business and social limitations associated with COVID-19. Under executive orders in effect as of the date of this Official Statement, there are no COVID-19 related operating limits for any business or other establishment in Texas. The Governor retains the right to impose additional restrictions on activities if needed in order to mitigate the effects of COVID-19. Additional information regarding executive orders issued by the Governor is accessible on the website of the Governor at <https://gov.texas.gov/>. Neither the information on, nor accessed through, such website of the Governor is incorporated by reference, either expressly or by implication, into this Official Statement.

With the easing or removal of associated governmental restrictions, economic activity has increased. However, there are no assurances that economic activity will continue or increase at the same rate, especially if there are future outbreaks of COVID-19 or variants of COVID-19. The COVID-19 pandemic may result in lasting changes in some businesses and social practices, which could affect business activity and limit the growth of or reduce the Issuer's collection of revenues from various sources. In addition, further or extended reductions in the value of stocks and other investments could impact employee retirement plans or other funds and could require actions by the State. The County cannot predict the long-term economic effect of COVID-19 or the effect of any future outbreak of COVID-19, or variants of COVID-19, or a similar virus on the County's operations or financial condition.

<sup>\*</sup> Preliminary, subject to change.

## THE CERTIFICATES

### Authority for Issuance

The Certificates are being issued pursuant to the Constitution and the general laws of the State, including, specifically, Subchapter C of Chapter 271, as amended, Texas Local Government Code, Chapter 1371, as amended, Texas Government Code (“Chapter 1371”), and an order (the “Certificate Order”) adopted by the Commissioners Court (the “Commissioners Court”) of the County on November 28, 2023. In the Certificate Order, as permitted by Chapter 1371, the Commissioners Court delegated to certain designated officials of the County the authority to establish the final terms of, as well as to effectuate the sale of the Certificates, and to execute a pricing certificate evidencing such final terms of sale of the Certificates (the “Pricing Certificate”, and together with the Certificate Order, the “Order”).

### General Description

The Certificates are dated December 1, 2023. The Certificates will be issued only in fully registered form and in principal denominations of \$5,000 or any integral multiple thereof. The Certificates will bear interest from the Delivery Date (as defined on the cover hereof) at the stated interest rates indicated on page ii hereof. Interest on the Certificates will be calculated on the basis of a 360-day year of twelve 30-day months payable on June 15, 2024 and each December 15 and June 15 thereafter, until stated maturity or prior redemption.

Interest on the Certificates is payable to the registered owners appearing on the bond registration books of the Paying Agent/Registrar (identified herein) on the Record Date (identified below) and such interest shall be paid by the Paying Agent/Registrar (i) by check sent by United States mail, first class, postage prepaid, to the address of the registered owner recorded in the bond register, or (ii) by such other method, acceptable to the Paying Agent/Registrar, requested by, and at the risk and expense of, the registered owner. The principal of the Certificates is payable at stated maturity or redemption, upon their presentation and surrender to the Paying Agent/Registrar.

Initially the Certificates will be registered and delivered only to Cede & Co., the nominee of The Depository Trust Company, New York, New York (“DTC”) pursuant to the Book-Entry-Only System described herein. **No physical delivery of the Certificates will be made to the owners thereof (the “Beneficial Owners”).** Notwithstanding the foregoing, as long as the Certificates are held in the Book-Entry-Only System, principal of, premium, if any, and interest on the Certificates will be payable by the Paying Agent/Registrar to Cede & Co., which will make distribution of the amounts so paid to the participating members of DTC for subsequent payment to the Beneficial Owners of the Certificates. (See “BOOK-ENTRY-ONLY SYSTEM” herein.)

### Security for Payment

The Certificates are payable primarily from the proceeds of an annual ad valorem tax levied, within the limitations prescribed by law, upon all taxable property within the County. Chapter 1208, as amended, Texas Government Code, applies to the issuance of the Certificates and the pledge of the taxes granted by the County under the Order and such pledge is, therefore, valid, effective, and perfected. The Certificates are payable from the County's \$0.80 tax rate authorized by Article VIII, Section 9 of the Texas Constitution and are additionally payable from and equally and ratably secured by a limited lien on and pledge of the Surplus Revenues (as defined below) derived from the operation of the County's parking facilities. See “AD VALOREM PROPERTY TAXATION – Debt Tax Rate Limitations” and “APPENDIX A – SELECTED FINANCIAL INFORMATION OF BEXAR COUNTY, TEXAS – OBLIGATIONS OUTSTANDING” herein.

Solely to comply with Texas law allowing the Certificates to be sold for cash, the Certificates are payable additionally from a pledge of and lien on the “Surplus Revenues” derived from the ownership and operation of the County's parking garage, as provided in the Order.

The term “Surplus Revenues” means the revenues of the County's parking facilities in an amount not to exceed \$1,000 remaining after payment of all operation and maintenance expenses thereof, and all debt service, reserve, and other requirements with respect to all of the County's revenue bonds and other obligations, now outstanding or hereafter issued, that are payable from all or any part of such revenues. Even though the County has pledged the Surplus Revenues to further secure the Certificates, the County does not expect that any of such Surplus Revenues will actually be utilized to pay debt service requirements on the Certificates.

### Payment Record

The County has never defaulted on the payment of its bonded indebtedness.

### Legality

The Certificates are offered for delivery when issued and received by the Underwriters subject to the approval of certain legal matters by Bracewell LLP, San Antonio, Texas, Bond Counsel, and the approving opinion of the Attorney General



of the State of Texas. The form of the legal opinion of Bond Counsel appears in APPENDIX D hereto. Certain matters will be passed upon for the County by McCall, Parkhurst & Horton L.L.P., San Antonio, Texas, Disclosure Counsel.

### **Delivery**

The Certificates will be delivered when issued; anticipated on or about December 28, 2023.

### **Use of Proceeds**

Proceeds from the sale of the Certificates are being used by the County generally for the purpose of (a) (1) designing, constructing, renovating, improving, and equipping existing County buildings and facilities, including the Bexar County Courthouse, Courthouse Annex, Bexar County Jail, the "old" Bexar County Jail, Bexar County Adult Detention Facilities (South Annex and other Annexes, Detention Center and Probation Center), Bexar County Juvenile Detention Facilities and Training Center, Justice of the Peace/Constable Facilities, Forensic Science Center, Technology Centers, Bexar County Crime Lab, Bexar County Sheriff's Department law enforcement facilities, Bexar County Justice Center, Bexar County District Court Facilities, Bexar County Probate Court Facilities, Bexar County Data Center, Bexar County Public Works Facility, Vista Verde Buildings, Toudouze Work Release Building, Military and Veterans Services Center, Brooks Training Center, Precinct 4 Satellite Building, Bexar County Sheriff's Office University Park Facility, Bexar County Sheriff's Office Training Academy, Bexar County Sheriff's Office Firing Range, Bexar County Sheriff's Office Firearms Training Center, Juvenile Justice Academy, South Flores Street Garage and Archive Garage, and other Bexar County-owned administrative facilities, parks and recreational facilities, library facilities, parking facilities, workforce training facilities, and civil and criminal justice facilities, sheriff stations, other public safety facilities, jails, juvenile detention facilities, and judicial facilities; (2) acquiring computer hardware and software and other technology (including information technology system and network upgrades and improvements), communication, and audio/visual equipment and the payment of professional fees relating thereto, including the County-wide Integrated Justice System and Financial Management System; (3) acquiring, constructing, renovating, improving, and equipping parks and recreational facilities and the purchase of park vehicles; (4) acquiring vehicles and equipment for various County offices, departments and purposes; (5) acquiring and installing energy conservation equipment for County facilities; (6) acquiring, designing, constructing, repairing, and improving County roads (including utilities relocation and related bridge, flood control, and drainage improvements); (7) acquiring facilities, equipment, rights-of-way for streets, roads, highways, sidewalks, parks, parking structures, telecommunications, wireless communication, information technology systems, applications, hardware, software, cybersecurity, and other public safety facilities; (8) designing, acquiring, constructing and equipping parking facilities; (9) designing, acquiring, constructing and equipping animal care and animal control facility; (10) constructing improvements for flood control purposes, including landscaping, sidewalk, road, and bridge related improvements, including improvements along, within, and as a part of various river, creek, stream, and slough projects within the County; (11) acquisition of technology for flood control improvements; (12) constructing and improving County parks and the acquisition of land and interests in land in connection therewith, including, without limitation, the acquisition of open space park land, and acquiring conservation easements on land for any authorized purposes, including, without limitation, parks, public safety, water supply and quality purposes, to retain or protect natural, scenic, or open-space parks and recreational, or open-space use, protect natural resources, maintain or enhance air or water quality, or conserve water quantity or quality; (13) acquiring materials, supplies, equipment, machinery, land, easements, rights-of-way and other interests in real property for authorized needs and purposes relating to any of the foregoing purposes; and (14) other professional services related to the design, construction, project management, and financing of the aforementioned projects; and (b) paying the costs of issuance of the Certificates.

### **Redemption Provisions of the Certificates**

The County reserves the right to redeem the Certificates maturing on and after June 15, 20\_\_, in whole or in part, in the principal amount of \$5,000 or any integral multiple thereof, on June 15, 20\_\_, or any date thereafter, at the redemption price of par plus accrued interest to the date fixed for redemption. The years of maturity of the called for redemption shall be selected by the County. If less than all of the Certificates are redeemed within a stated maturity at any time, the Certificates to be redeemed shall be selected by the Paying Agent/Registrar at random and by lot or other customary method in multiples of \$5,000 within any stated maturity. In addition, the Underwriters may elect to group two or more consecutive maturities of the Certificates into "term certificates" and such term certificates will be subject to mandatory sinking fund redemption in accordance with the applicable provisions of the Order authorizing the Certificates, which provisions will be disclosed in the final Official Statement.

### **Notice of Redemption**

Not less than thirty (30) days prior to a redemption date for the Certificates the County will cause a notice of redemption to be sent by United States mail, first class, postage prepaid, to the Owners of the Certificates to be redeemed at the address of the Owners appearing on the registration books of the Paying Agent/Registrar at the close of business on the business day next preceding the date of mailing such notice.

In the Order, the County reserves the right, in the case of an optional redemption, to give notice of its election or direction to redeem the Certificates conditioned upon the occurrence of subsequent events. Such notice may state (i) that the

redemption is conditioned upon the deposit of moneys and/or authorized securities, in an amount equal to the amount necessary to effect the redemption, with the Paying Agent/Registrar, or such other entity as may be authorized by law, no later than the redemption date, or (ii) that the County retains the right to rescind such notice at any time on or prior to the scheduled redemption date if the County delivers a certificate of the County to the Paying Agent/Registrar instructing the Paying Agent/Registrar to rescind the redemption notice, and such redemption notice and redemption will be of no effect if such moneys and/or authorized securities are not so deposited or if the notice is rescinded. The Paying Agent/Registrar will give prompt notice of any such rescission of a conditional notice of redemption to the affected Owners. Any Certificate subject to conditional notice of redemption where such redemption has been rescinded will remain Outstanding, and the rescission of such redemption will not constitute an event of default. Further, in the case of a conditional notice of redemption, the failure of the County to make moneys and/or authorized securities available in part or in whole on or before the redemption date will not constitute an event of default.

ANY NOTICE SO MAILED WILL BE CONCLUSIVELY PRESUMED TO HAVE BEEN DULY GIVEN, WHETHER OR NOT THE REGISTERED OWNER RECEIVES SUCH NOTICE. NOTICE HAVING BEEN SO GIVEN AND SUBJECT, IN THE CASE OF AN OPTIONAL REDEMPTION, TO ANY RIGHTS OR CONDITIONS RESERVED BY THE COUNTY IN THE NOTICE, THE CERTIFICATES CALLED FOR REDEMPTION WILL BECOME DUE AND PAYABLE ON THE SPECIFIED REDEMPTION DATE, AND NOTWITHSTANDING THAT ANY CERTIFICATE OR PORTION THEREOF HAS NOT BEEN SURRENDERED FOR PAYMENT, INTEREST ON SUCH CERTIFICATE OR PORTION THEREOF WILL CEASE TO ACCRUE.

The Paying Agent/Registrar and the County, so long as the Book-Entry-Only System, is used for the Certificates, will send any notice of redemption, notice of proposed amendment to the Order or other notices with respect to the Certificates only to DTC. Any failure by DTC to advise any DTC participant, or of any DTC participant or indirect participant to notify the Beneficial Owner, will not affect the validity of the redemption of the Certificates called for redemption or any other action premised on any such notice. Redemption of portions of the Certificates by the County will reduce the outstanding principal amount of the Certificates held by DTC.

#### **Discharge**

The Order provides that the County may discharge its obligations to the registered owners of any or all of the Certificates to pay principal, interest and redemption price thereon in any manner permitted by law.

Under current State law, such discharge may be accomplished either (i) by depositing with the Comptroller of Public Accounts of the State of Texas a sum of money equal to the principal of, premium, if any, and all interest to accrue on the Certificates to maturity or redemption or (ii) by depositing with a trust company, commercial bank or any place of payment (paying agent) for obligations of the County payable from revenues or from ad valorem taxes or both, amounts sufficient to provide for the payment and/or redemption of the Certificates; provided, however, that such deposits may be invested and reinvested only in (a) direct non-callable obligations of the United States of America, including obligations that are unconditionally guaranteed by the United States of America; (b) non-callable obligations of an agency or instrumentality of the United States, including obligations that are unconditionally guaranteed or insured by the agency or instrumentality and that, on the date the governing body of the County adopts or approves the proceedings authorizing the defeasance and/or redemption of the Certificates, are rated as to investment quality by a nationally recognized investment rating firm not less than "AAA" or its equivalent; (c) non-callable obligations of a state or an agency or a county, municipality, or other political subdivision of a state that have been refunded and that, on the date the governing body of the County adopts or approves the proceedings authorizing the defeasance and/or redemption of the Certificates, are rated as to investment quality by a nationally recognized investment rating firm not less than "AAA" or its equivalent; and (d) any additional securities and obligations hereafter authorized by Texas law as eligible for use to accomplish the discharge of obligations such as the Certificates. Authorized County officials may limit the foregoing in connection with the sale of the Certificates. The foregoing obligations may be in book-entry form, and will mature and/or bear interest payable at such times and in such amounts as will be sufficient to provide for the scheduled payment and/or redemption of the Certificates. If any of the Certificates are to be redeemed prior to their respective dates of maturity, provision must have been made for giving notice of redemption as provided in the Order.

Under current State law, upon such deposit as described above, the Certificates will no longer be regarded to be outstanding for any purpose other than the payment thereof. After firm banking and financial arrangements for the discharge and final payment or redemption of the Certificates have been made as described above, all rights of the County to initiate proceedings to call the Certificates for redemption or take any other action amending the terms of the Certificates are extinguished; provided, however, that the right to call the Certificates for redemption is not extinguished if the County: (i) in the proceedings providing for the firm banking and financial arrangements, expressly reserves the right to call the Certificates for redemption; (ii) gives notice of the reservation of that right to the owners of the Certificates immediately following the making of the firm banking and financial arrangements; and (iii) directs that notice of the reservation be included in any redemption notices that it authorizes.

#### **Amendments to Order and Pricing Certificate**

In the Order, the County has reserved the right, without the consent of or notice to the owners, from time to time and at any time to amend the Order or the Pricing Certificate in any manner not detrimental to the interests of the owners,

including the curing of any ambiguity, inconsistency, or formal defect or omission in the Order or in the Pricing Certificate. In addition, the County may, with the written consent of the owners of a majority in aggregate principal amount of Certificates then outstanding, amend, add to or rescind any of the provisions of the Order or Pricing Certificate; provided, that, without the consent of the owners of all Certificates of such series then outstanding, no such amendment, addition, or rescission shall:

- (a) affect the rights of the owners of less than all of the related Certificates then outstanding;
- (b) make any change in the maturities of the related Certificates;
- (c) reduce the rate of interest borne by any of the related Certificates;
- (d) reduce the amount of the principal payable on the related Certificates;
- (e) modify the terms of payment of principal of or interest on the related Certificates or impose any conditions with respect to such payment; or
- (f) change the minimum percentage of the principal amount of related Certificates necessary for consent to such amendment.

Certificates owned or held by or for the account of or for the benefit of the County shall not be deemed to be outstanding for the purpose of amending the Order.

### **Defaults and Remedies**

If the County defaults in the payment of principal, interest, or redemption price on the Certificates when due, or if it fails to make payments into any fund or funds created in the Order, or defaults in the observation or performance of any other covenants, conditions, or obligations set forth in the Order, the registered owners may seek a writ of mandamus to compel County officials to carry out their legally imposed duties with respect to the Certificates, if there is no other available remedy at law to compel performance of the Certificates or Order, and the County's obligations are not uncertain or disputed. The issuance of a writ of mandamus is controlled by equitable principles, so rests with the discretion of the court, but may not be arbitrarily refused. There is no acceleration of maturity of the Certificates in the event of default and, consequently, the remedy of mandamus may have to be relied upon from year to year. The Order does not provide for the appointment of a trustee to represent the interest of the certificateholders upon any failure of the County to perform in accordance with the terms of the Order, or upon any other condition and accordingly all legal actions to enforce such remedies would have to be undertaken at the initiative of, and be financed by, the registered owners. Texas counties are generally immune from suits for money damages for breach of contract under the doctrine of sovereign immunity. The Texas Supreme Court ruled in *Tooke v. City of Mexia*, 197 S.W.3d 325 (Tex. 2006) that a waiver of sovereign immunity in a contractual dispute must be provided for by statute in "clear and unambiguous" language. Because it is unclear whether the Texas legislature has effectively waived the County's sovereign immunity from a suit for money damages, certificateholders may not be able to bring such a suit against the County for breach of the Certificates or the Order covenants. Chapter 1371, which pertains to the issuance of public securities by issuers such as the County, permits the County to waive sovereign immunity in the proceedings authorizing the issuance of the Certificates. Notwithstanding its reliance upon the provisions of Chapter 1371 in connection with its issuance of the Certificates (as further described in "THE CERTIFICATES – Authority for Issuance" herein), the County has not waived the defense of sovereign immunity with respect thereto. Even if a judgment against the County could be obtained, it could not be enforced by direct levy and execution against the County's property. Further, the registered owners cannot themselves foreclose on property within the County or sell property within the County to enforce the tax lien on taxable property to pay the principal of and interest on the Certificates. Furthermore, the County is eligible to seek relief from its creditors under Chapter 9 of the U.S. Bankruptcy Code ("Chapter 9"). Although Chapter 9 provides for the recognition of a security interest represented by a specifically pledged source of revenues, the pledge of ad valorem taxes in support of a general obligation of a bankrupt entity is not specifically recognized as a security interest under Chapter 9. Chapter 9 also includes an automatic stay provision that would prohibit, without Bankruptcy Court approval, the prosecution of any other legal action by creditors or certificateholders of an entity which has sought protection under Chapter 9. Therefore, should the County avail itself of Chapter 9 protection from creditors, the ability to enforce would be subject to the approval of the Bankruptcy Court (which could require that the action be heard in Bankruptcy Court instead of other federal or state court); and the Bankruptcy Code provides for broad discretionary powers of a Bankruptcy Court in administering any proceeding brought before it. The opinion of Bond Counsel will note that all opinions relative to the enforceability of the Order and the Certificates are qualified with respect to the customary rights of debtors relative to their creditors and general principles of equity which permit the exercise of judicial discretion.

(The remainder of this page has been left blank intentionally.)

**SOURCES AND USES OF FUNDS OF THE CERTIFICATES**

**Sources of Funds:**

Principal Amount of the Certificates \$ \_\_\_\_\_  
[Net] Reoffering Premium \_\_\_\_\_

**Total Sources of Funds** \$ \_\_\_\_\_

**Uses of Funds:**

Deposit to Construction Fund \$ \_\_\_\_\_  
Underwriters' Discount \_\_\_\_\_  
Costs of Issuance \_\_\_\_\_  
Deposit to Certificate Fund \_\_\_\_\_  
Contingency \_\_\_\_\_

**Total Uses of Funds** \$ \_\_\_\_\_

**REGISTRATION, TRANSFER, AND EXCHANGE**

**Paying Agent/Registrar**

The initial Paying Agent/Registrar is BOKF, NA, Dallas, Texas. The Certificates will be issued in fully registered form in multiples of \$5,000 for any one stated maturity. Principal of and interest on the Certificates will be paid by the Paying Agent/Registrar. If the Certificates are not held in the Book-Entry-Only System, interest on the Certificates will be paid by check or draft mailed on each interest payment date by the Paying Agent/Registrar to the registered owner at the last known address as it appears on the Paying Agent/Registrar's books on the Record Date (see "REGISTRATION, TRANSFER, AND EXCHANGE – Record Date" herein) or by such other method, acceptable to the Paying Agent/Registrar, requested by and at the risk and expense of the registered owner, and principal of the Certificates will be paid to the registered owner at stated maturity or earlier redemption upon presentation to the Paying Agent/Registrar. If the date for the payment of the principal of or interest on the Certificates shall be a Saturday, Sunday, a legal holiday or a day when banking institutions in the city where the corporate offices of the Paying Agent/ Registrar is located are authorized to close, then the date for such payment shall be the next succeeding day which is not such a day, and payment on such date shall have the same force and effect as if made on the date payment was due.

**Successor Paying Agent/Registrar**

The County covenants that until the Certificates are paid it will at all times maintain and provide a paying agent/registrar. In the Order, the County retains the right to replace the Paying Agent/Registrar. If the Paying Agent/Registrar is replaced by the County, the new Paying Agent/Registrar must accept the previous Paying Agent/Registrar's records and act in the same capacity as the previous Paying Agent/Registrar. Any successor Paying Agent/Registrar selected by the County must be a bank, trust company, financial institution or other entity duly qualified and legally authorized to serve and perform the duties of Paying Agent/Registrar for the Certificates. Upon any change in the Paying Agent/Registrar for the Certificates, the County will promptly cause a notice thereof to be sent to each registered owner of the Certificates by United States mail, first class, postage prepaid, which notice shall give the address of the new Paying Agent/Registrar.

**Record Date**

The date for determining the registered owner entitled to the receipt of payment of interest on a Certificate is the last business day of the month next preceding each interest payment date ("Record Date").

If the date for the payment of the principal of or interest on the Certificates is a Saturday, a Sunday, a legal holiday or a day on which banking institutions in the city where the corporate trust office of the Paying Agent/Registrar is located are authorized by law or executive order to close, then the date for such payment is the next succeeding day which is not such a day and payment on such date will have the same force and effect as if made on the original date payment was due.

**Special Record Date for Interest Payment**

In the event of a non-payment of interest on a scheduled payment date, and for 30 days thereafter, a new record date for such interest payment (a "Special Record Date") will be established by the Paying Agent/Registrar, if and when funds for the payment of such interest have been received. Notice of the Special Record Date and of the scheduled payment date of the past due interest (which shall be 15 days after the Special Record Date) shall be sent at least five (5) business days prior to the Special Record Date by United States mail, first class, postage prepaid, to the address of each registered owner of a Certificate appearing on the books of the Paying Agent/Registrar at the close of business on the last business day next preceding the date of mailing of such notice.

## **Registration, Transferability, and Exchange**

In the event the Book-Entry-Only System is discontinued, printed certificates will be issued to the registered owners of the Certificates and thereafter the Certificates may be transferred, registered, and assigned on the registration books of the Paying Agent/Registrar only upon presentation and surrender thereof to the Paying Agent/Registrar, and such registration and transfer will be without expense or service charge to the registered owner, except for any tax or other governmental charges required to be paid with respect to such registration and transfer. A Certificate may be assigned by the execution of an assignment form on the Certificate or by other instrument of transfer and assignment acceptable to the Paying Agent/Registrar. A new Certificate or Certificates will be delivered by the Paying Agent/Registrar in lieu of the Certificates being transferred or exchanged at the designated office of the Paying Agent/Registrar or sent by United States registered mail to the new registered owner at the registered owner's request, risk and expense. New Certificates issued in an exchange or transfer of Certificates will be delivered to the registered owner or assignee of the registered owner in not more than three business days after the receipt of the Certificates to be canceled in the exchange or transfer and the written instrument of transfer or request for exchange duly executed by the registered owner or his duly authorized agent, in form satisfactory to the Paying Agent/Registrar. New Certificates registered and delivered in an exchange or transfer will be in denominations of \$5,000 for any one stated maturity or any integral multiple thereof and for a like aggregate principal amount and at the same maturity or maturities as the Certificates surrendered for exchange or transfer. Neither the County nor the Paying Agent/Registrar will be required to transfer or exchange any Certificates (i) during a period beginning at the close of business on any Record Date and ending with the next interest payment date or (ii) with respect to any Certificates or any portion thereof called for redemption prior to maturity, within 45 days prior to its redemption date. See "BOOK-ENTRY-ONLY SYSTEM" herein for a description of the system to be utilized initially in regard to ownership and transferability of the Certificates.

## **Limitation on Transferability of Certificates Called for Redemption**

Neither the County nor the Paying Agent/Registrar will be required to issue, transfer or exchange any Certificate called for redemption, in whole or in part, within 45 days of the date fixed for redemption; provided, however, such limitation on transferability will not be applicable to an exchange by the registered owner of the unredeemed principal balance of a Certificate called for redemption in part.

## **Replacement Bonds**

In the Order, provision is made for the replacement of mutilated, destroyed, lost, or stolen Certificates upon surrender of the mutilated Certificates to the Paying Agent/Registrar, or the receipt of satisfactory evidence of destruction, loss, or theft, and the receipt by the County and Paying Agent/Registrar of security or indemnity as may be required by either of them to hold them harmless. The County may require payment of taxes, governmental charges, and other expenses in connection with any such replacement.

## **BOOK-ENTRY-ONLY SYSTEM**

The following describes how ownership of the Certificates is to be transferred and how the principal of and interest on the Certificates are to be paid to and credited by DTC while the Certificates are registered in its nominee name. The information in this section concerning DTC and the Book-Entry-Only System has been provided by DTC for use in disclosure documents such as this Official Statement. The County, the Co-Financial Advisors and the Underwriters believe the source of such information to be reliable but take no responsibility for the accuracy or completeness thereof. The County cannot and does not give any assurance that (1) DTC will distribute payments of debt service on the Certificates, or redemption or other notices, to DTC Participants, (2) DTC Participants or others will distribute debt service payments paid to DTC or its nominee (as the registered owner of the Certificates), or redemption or other notices, to the Beneficial Owners, or that they will do so on a timely basis, or (3) DTC will serve and act in the manner described in this Official Statement. The current rules applicable to DTC are on file with the United States Securities and Exchange Commission, and the current procedures of DTC to be followed in dealing with DTC Participants are on file with DTC.

The Depository Trust Company ("DTC"), New York, New York, will act as securities depository for the Certificates. The Certificates will be issued as fully registered securities registered in the name of Cede & Co. (DTC's partnership nominee) or such other name as may be requested by an authorized representative of DTC. One fully-registered security certificate will be issued for each maturity of the Certificates, each in the aggregate principal amount of such maturity, and will be deposited with DTC.

DTC, the world's largest depository, is a limited-purpose trust company organized under the New York Banking Law, a "banking organization" within the meaning of the New York Banking Law, a member of the Federal Reserve System, a "clearing corporation" within the meaning of the New York Uniform Commercial Code, and a "clearing agency" registered pursuant to the provisions of Section 17A of the Securities Exchange Act of 1934. DTC holds and provides asset servicing for over 3.5 million issues of U.S. and non-U.S. equity issues, corporate and municipal debt issues, and money market instruments from over 100 countries that DTC's participants ("Direct Participants") deposit with DTC. DTC also facilitates the post-trade settlement among Direct Participants of sales and other securities transactions in

deposited securities, through electronic computerized book-entry transfers and pledges between Direct Participants' accounts. This eliminates the need for physical movement of securities certificates. Direct Participants include both U.S. and non-U.S. securities brokers and dealers, banks, trust companies, clearing corporations, and certain other organizations. DTC is a wholly-owned subsidiary of The Depository Trust & Clearing Corporation ("DTCC"). DTCC is the holding company for DTC, National Securities Clearing Corporation, and Fixed Income Clearing Corporation, all of which are registered clearing agencies. DTCC is owned by the users of its regulated subsidiaries. Access to the DTC system is also available to others such as both U.S. and non-U.S. securities brokers and dealers, banks, trust companies, and clearing corporations that clear through or maintain a custodial relationship with a Direct Participant, either directly or indirectly ("Indirect Participants"). DTC has a S&P Global Ratings' rating of "AA+." The DTC Rules applicable to its Participants are on file with the United States Securities and Exchange Commission. More information about DTC can be found at [www.dtcc.com](http://www.dtcc.com).

Purchases of Certificates under the DTC system must be made by or through Direct Participants, which will receive a credit for the Certificates on DTC's records. The ownership interest of each actual purchaser of each Certificate ("Beneficial Owner") is in turn to be recorded on the Direct and Indirect Participants' records. Beneficial Owners will not receive written confirmation from DTC of their purchase. Beneficial Owners are, however, expected to receive written confirmations providing details of the transaction, as well as periodic statements of their holdings, from the Direct or Indirect Participant through which the Beneficial Owner entered into the transaction. Transfers of ownership interests in the Certificates are to be accomplished by entries made on the books of Direct and Indirect Participants acting on behalf of Beneficial Owners. Beneficial Owners will not receive certificates representing their ownership interests in Certificates, except in the event that use of the book-entry-only system for the Certificates is discontinued.

To facilitate subsequent transfers, all Certificates deposited by Direct Participants with DTC are registered in the name of DTC's partnership nominee, Cede & Co., or such other name as may be requested by an authorized representative of DTC. The deposit of Certificates with DTC and their registration in the name of Cede & Co. or such other DTC nominee do not effect any change in beneficial ownership. DTC has no knowledge of the actual Beneficial Owners of the Certificates; DTC's records reflect only the identity of the Direct Participants to whose accounts such Certificates are credited, which may or may not be the Beneficial Owners. The Direct and Indirect Participants will remain responsible for keeping account of their holdings on behalf of their customers.

Conveyance of notices and other communications by DTC to Direct Participants, by Direct Participants to Indirect Participants, and by Direct Participants and Indirect Participants to Beneficial Owners will be governed by arrangements among them, subject to any statutory or regulatory requirements as may be in effect from time to time. Beneficial Owners of Certificates may wish to take certain steps to augment the transmission to them of notices of significant events with respect to the Certificates, such as redemptions, defaults, and proposed amendments to the Certificate documents. For example, Beneficial Owners of Certificates may wish to ascertain that the nominee holding the Certificates for their benefit has agreed to obtain and transmit notices to Beneficial Owners. In the alternative, Beneficial Owners may wish to provide their names and addresses to the registrar and request that copies of notices be provided directly to them.

Redemption notices shall be sent to DTC. If less than all of the Certificates within an issue are being redeemed, DTC's practice is to determine by lot the amount of the interest of each Direct Participant in such issue to be redeemed.

Neither DTC nor Cede & Co. (nor any other DTC nominee) will consent or vote with respect to Certificates unless authorized by a Direct Participant in accordance with DTC's MMI Procedures. Under its usual procedures, DTC mails an Omnibus Proxy to the County as soon as possible after the record date. The Omnibus Proxy assigns Cede & Co.'s consenting or voting rights to those Direct Participants to whose accounts Certificates are credited on the record date (identified in a listing attached to the Omnibus Proxy).

Redemption proceeds and principal and interest payments on the Certificates will be made to Cede & Co., or such other nominee as may be requested by an authorized representative of DTC. DTC's practice is to credit Direct Participants' accounts upon DTC's receipt of funds and corresponding detail information from the County or the Paying Agent/Registrar, on payable date in accordance with their respective holdings shown on DTC's records. Payments by Participants to Beneficial Owners will be governed by standing instructions and customary practices, as is the case with securities held for the accounts of customers in bearer form or registered in "street name", and will be the responsibility of such Participant and not of DTC, the Paying Agent/Registrar, or the County, subject to any statutory or regulatory requirements as may be in effect from time to time. Payment of redemption proceeds and principal and interest payments to Cede & Co. (or such other nominee as may be requested by an authorized representative of DTC) is the responsibility of the County or the Paying Agent/Registrar. Disbursement of such payments to Direct Participants will be the responsibility of DTC, and disbursement of such payments to the Beneficial Owners will be the responsibility of Direct and Indirect Participants.

DTC may discontinue providing its services as depository with respect to the Certificates at any time by giving reasonable notice to the County or the Paying Agent/Registrar. Under such circumstances, in the event that a successor depository is not obtained, physical Certificates are required to be printed and delivered.

## **Use of Certain Terms in Other Sections of This Official Statement**

In reading this Official Statement it should be understood that while the Certificates are in the Book-Entry-Only System, references in other sections of this Official Statement to registered owners should be read to include the person for which the Participant acquires an interest in the Certificates, but (i) all rights of ownership must be exercised through DTC and the Book-Entry-Only System, and (ii) except as described above, notices that are to be given to registered owners under the Order will be given only to DTC.

## **Effect of Termination of Book-Entry-Only System**

In the event that the Book-Entry-Only System is discontinued by DTC or the use of the Book-Entry-Only System is discontinued by the County, physical Certificates will be issued to the respective holders and the Certificates will be subject to transfer, exchange and registration provisions as set forth in the Order and summarized under the caption "REGISTRATION, TRANSFER, AND EXCHANGE" above.

## **AD VALOREM PROPERTY TAXATION**

*The following is a summary of certain provisions of State law as it relates to ad valorem taxation and is not intended to be complete. Prospective investors are encouraged to review Title I of the Texas Tax Code, as amended (the "Property Tax Code"), for identification of property subject to ad valorem taxation, property exempt or which may be exempted from ad valorem taxation if claimed, the appraisal of property for ad valorem tax purposes, and the procedures and limitations applicable to the levy and collection of ad valorem taxes.*

### **Valuation of Taxable Property**

The Property Tax Code provides for countywide appraisal and equalization of taxable property values and establishes in each county of the State an appraisal district and an appraisal review board (the "Appraisal Review Board") responsible for appraising property for all taxing units within the county. The appraisal of property within the County is the responsibility of the Bexar County Appraisal District (the "Appraisal District"). Except as generally described below, the Appraisal District is required to appraise all property within the Appraisal District on the basis of 100% of its market value and is prohibited from applying any assessment ratios. In determining market value of property, the Appraisal District is required to consider the cost method of appraisal, the income method of appraisal and the market data comparison method of appraisal, and use the method the chief appraiser of the Appraisal District considers most appropriate. The Property Tax Code requires appraisal districts to reappraise all property in its jurisdiction at least once every three (3) years. A taxing unit may require annual review at its own expense, and is entitled to challenge the determination of appraised value of property within the taxing unit by petition filed with the Appraisal Review Board.

State law requires the appraised value of an owner's principal residence ("homestead" or "homesteads") to be based solely on the property's value as a homestead, regardless of whether residential use is considered to be the highest and best use of the property. State law further limits the appraised value of a homestead to the lesser of (1) the market value of the property or (2) 110% of the appraised value of the property for the preceding tax year plus the market value of all new improvements to the property.

State law provides that eligible owners of both agricultural land and open-space land, including open-space land devoted to farm or ranch purposes or open-space land devoted to timber production, may elect to have such property appraised for property taxation on the basis of its productive capacity. The same land may not be qualified as both agricultural and open-space land.

The appraisal values set by the Appraisal District are subject to review and change by the Appraisal Review Board. The appraisal rolls, as approved by the Appraisal Review Board, are used by taxing units, such as the County, in establishing their tax rolls and tax rates. See "AD VALOREM PROPERTY TAXATION – County and Taxpayer Remedies".

### **State Mandated Homestead Exemptions**

State law grants, with respect to each taxing unit in the State, various exemptions for disabled veterans and their families, surviving spouses of members of the armed services killed in action and surviving spouses of first responders killed or fatally wounded in the line of duty.

### **Local Option Homestead Exemptions**

The governing body of a taxing unit, including a city, county, school district, or special district, at its option may grant: (1) an exemption of up to 20% of the appraised value of all homesteads (but not less than \$5,000) and (2) an additional exemption of at least \$3,000 of the appraised value of the homesteads of persons sixty-five (65) years of age or older and the disabled. Each taxing unit decides if it will offer the local option homestead exemptions and at what percentage or dollar amount, as applicable. The exemption described in (2), above, may be created, increased, decreased or repealed at an election called by the governing body of a taxing unit upon presentment of a petition for such creation,

increase, decrease, or repeal of at least 20% of the number of qualified voters who voted in the preceding election of the taxing unit. The County approved a 20% homestead exemption in June 2022, which went into effect for 2022 valuations.

### **Local Option Freeze for the Elderly and Disabled**

The governing body of a county, municipality or junior college district may, at its option, provide for a freeze on the total amount of ad valorem taxes levied on the homesteads of persons 65 years of age or older or of disabled persons above the amount of tax imposed in the year such residence qualified for such exemption. Also, upon voter initiative, an election may be held to determine by majority vote whether to establish such a freeze on ad valorem taxes. Once the freeze is established, the total amount of taxes imposed on such homesteads cannot be increased except for certain improvements, and such freeze cannot be repealed or rescinded.

By order adopted by the Commissioners Court on May 11, 2005, the Commissioners Court implemented this “tax freeze” with the benefits beginning for the 2006 tax year on January 1, 2006. The ad valorem tax limitation on the residence homestead of individuals who are under a disability for purposes of payment of disability insurance benefits under Federal Old-Age, Survivors, and Disability Insurance, or its successor, and individuals 65 years of age or older as permitted under the Texas Constitution, Article VIII, 1-b(h) and Property Tax Code, Section 11.261. Adoption of the tax limitation by the Commissioners Court set 2005 as the base year for those individuals who qualify for the stated ad valorem tax limitation and the qualified individuals realized tax freeze benefits beginning January 1, 2006 for tax year 2006. Once established, the County may not repeal or rescind the tax limitation. The County studied the effects of implementing such an ad valorem tax freeze for resident homeowners that qualify as disabled individuals and/or individuals 65 years of age or older and was unable to determine the exact extent to which such a tax freeze would negatively impact the County’s future tax revenues. A number of other studies have been undertaken to measure the extent of the impact of a tax freeze and these studies have concluded that such a tax freeze would cause a decrease in the rate of growth of future ad valorem tax revenues to the County.

### **Personal Property**

Tangible personal property (furniture, machinery, supplies, inventories, etc.) used in the “production of income” is taxed based on the property’s market value. Taxable personal property includes income-producing equipment and inventory. Intangibles such as goodwill, accounts receivable, and proprietary processes are not taxable. Tangible personal property not held or used for production of income, such as household goods, automobiles or light trucks, and boats, is exempt from ad valorem taxation unless the governing body of a taxing unit elects to tax such property.

### **Freeport and Goods-In-Transit Exemptions**

Certain goods that are acquired in or imported into the State to be forwarded outside the State, and are detained in the State for 175 days or less for the purpose of assembly, storage, manufacturing, processing or fabrication (“Freeport Property”) are exempt from ad valorem taxation unless a taxing unit took official action to tax Freeport Property before April 1, 1990 and has not subsequently taken official action to exempt Freeport Property. Decisions to continue taxing Freeport Property may be reversed in the future; decisions to exempt Freeport Property are not subject to reversal.

Certain goods that are acquired in or imported into the State to be forwarded to another location within or without the State, stored in a location that is not owned by the owner of the goods and are transported to another location within or without the State within 175 days (“Goods-in-Transit”), are generally exempt from ad valorem taxation; however, the Property Tax Code permits a taxing unit, on a local option basis, to tax Goods-in-Transit if the taxing unit takes official action after conducting a public hearing, before January 1 of the first tax year in which the taxing unit proposes to tax Goods-in-Transit. Goods-in-Transit and Freeport Property do not include oil, natural gas or petroleum products, and Goods-in-Transit does not include aircraft or special inventories such as manufactured housing inventory, or a dealer’s motor vehicle, boat, or heavy equipment inventory.

A taxpayer may receive only one of the Goods-in-Transit or Freeport Property exemptions for items of personal property.

The County has elected to tax freeport goods and goods-in-transit. The County took official action on November 1, 2011 to continue its taxation of goods-in-transit. See “AD VALOREM PROPERTY TAXATION - County Application of Property Tax Code.”

### **Other Exempt Property**

Other major categories of exempt property include property owned by the State or its political subdivisions if used for public purposes, property exempt by federal law, property used for pollution control, farm products owned by producers, property of nonprofit corporations used for scientific research or educational activities benefitting a college or university, designated historic sites, solar and wind-powered energy devices, and certain classes of intangible personal property.



## **Temporary Exemption For Qualified Property Damaged By A Disaster**

The Property Tax Code entitles the owner of certain qualified (i) tangible personal property used for the production of income, (ii) improvements to real property, and (iii) manufactured homes located in an area declared by the governor to be a disaster area following a disaster and is at least 15 percent physically damaged by the disaster, as determined by the chief appraiser, to an exemption from taxation of a portion of the appraised value of the property. The amount of the exemption ranges from 15 percent to 100 percent based upon the damage assessment rating assigned by the chief appraiser. Except in situations where the territory is declared a disaster on or after the date the taxing unit adopts a tax rate for the year in which the disaster declaration is issued, the governing body of the taxing unit is not required to take any action in order for the taxpayer to be eligible for the exemption. If a taxpayer qualifies for the exemption after the beginning of the tax year, the amount of the exemption is prorated based on the number of days left in the tax year following the day on which the governor declares the area to be a disaster area. For more information on the exemption, reference is made to Section 11.35 of the Property Tax Code. Section 11.35 of the Tax Code was enacted during the 2019 legislative session, and there is no judicial precedent for how the statute will be applied. Texas Attorney General Opinion KP-0299, issued on April 13, 2020, concluded a court would likely find the Texas Legislature intended to limit the temporary tax exemption to apply to property physically harmed as a result of a declared disaster.

## **Tax Increment Reinvestment Zones**

A city or county, by petition of the landowners or by action of its governing body, may create one or more tax increment financing zones ("TIRZ") within its boundaries, and other overlapping taxing units may agree to contribute taxes levied against the "Incremental Value" in the TIRZ to finance or pay for project costs, as defined in Chapter 311, Texas Government Code, generally located within the TIRZ. At the time of the creation of the TIRZ, a "base value" for the real property in the TIRZ is established and the difference between any increase in the assessed valuation of taxable real property in the TIRZ in excess of the base value is known as the "Incremental Value", and during the existence of the TIRZ, all or a portion of the taxes levied by each participating taxing unit against the Incremental Value in the TIRZ are restricted to paying project and financing costs within the TIRZ and are not available for the payment of other obligations of such taxing units.

## **Chapter 381 Agreements**

The County is authorized, pursuant to Chapter 381, Texas Local Government Code, as amended ("Chapter 381"), to establish programs to promote state or local economic development and to stimulate business and commercial activity in the County. In accordance with a program established pursuant to Chapter 381, the County may make loans or grants of public funds for economic development purposes, however no obligations secured by ad valorem taxes may be issued for such purposes unless approved by voters of the County. The County may contract with the federal government, the State, another political subdivision, a nonprofit organization or any other entity, including private entities, for the administration of such a program.

## **Tax Abatement Agreements**

Taxing units may also enter into tax abatement agreements to encourage economic development. Under the agreements, a property owner agrees to construct certain improvements on its property. The taxing unit, in turn, agrees not to levy a tax on all or part of the increased value attributable to the improvements until the expiration of the agreement. The abatement agreement could last for a period of up to 10 years.

Since 1985, the County has executed a number of tax abatement agreements to grow and diversify the Regional economy, to attract new industry and commercial enterprises, and to encourage the retention and development of existing businesses. These abatement agreements have resulted in major economic stimulus. Examples of this can be seen in some of the companies utilizing abatements: Toyota Manufacturing Texas (Tacoma production lines), DG Distribution of Texas, Weatherford International, Nationwide Mutual Insurance Company, Navistar International, Ernest & Young, Credit Human, and Schlumberger Technology Corporation.

Under the County's 2018-2020 Tax Abatement Guidelines, 10-year term abatements are focused on the revitalization of areas located within Loop 410 or South of U.S. Highway 90 or I-35 and projects within the South Texas Medical Center area, the boundaries of the San Antonio International Airport, or the Texas Research Park Foundation. Areas focused on for 6-year terms are outside of Loop 410 and also North of U.S. Highway 90 or I-35. Areas not eligible for tax abatement are projects located in whole or in part over the Edwards Aquifer Recharge Zone or new or existing projects that may have a potentially negative impact on military missions. The County does not abate flood control taxes or taxes levied on behalf of the University Health System which is the hospital system established by the Bexar County Hospital District.

## **County and Taxpayer Remedies**

Under certain circumstances, taxpayers and taxing units, including the County, may appeal the determinations of the Appraisal District by timely initiating a protest with the Appraisal Review Board. Additionally, taxing units such as the County may bring suit against the Appraisal District to compel compliance with the Property Tax Code.

Beginning in the 2020 tax year, owners of certain property with a taxable value in excess of the current year “minimum eligibility amount”, as determined by the State Comptroller, and situated in a county with a population of one million or more, may protest the determinations of an appraisal district directly to a three-member special panel of the appraisal review board, appointed by the chairman of the appraisal review board, consisting of highly qualified professionals in the field of property tax appraisal. The minimum eligibility amount is set at \$57.2 million for the 2023 tax year and is adjusted annually by the State Comptroller to reflect the inflation rate.

The Property Tax Code sets forth notice and hearing procedures for certain tax rate increases by the County and provides for taxpayer referenda that could result in the repeal of certain tax increases (see “AD VALOREM PROPERTY TAXATION – Public Hearing and Maintenance and Operations Tax Rate Limitations”). The Property Tax Code also establishes a procedure for providing notice to property owners of reappraisals reflecting increased property value, appraisals which are higher than renditions, and appraisals of property not previously on an appraisal roll.

### **Levy and Collection of Taxes**

The County is responsible for the collection of its taxes, unless it elects to transfer such functions to another governmental entity. Taxes are due October 1, or when billed, whichever comes later, and become delinquent after January 31 of the following year. A delinquent tax incurs a penalty of six percent (6%) of the amount of the tax for the first calendar month it is delinquent, plus one percent (1%) for each additional month or portion of a month the tax remains unpaid prior to July 1 of the year in which it becomes delinquent. If the tax is not paid by July 1 of the year in which it becomes delinquent, the tax incurs a total penalty of twelve percent (12%) regardless of the number of months the tax has been delinquent and incurs an additional penalty of up to twenty percent (20%) of the delinquent and tax penalty interest calculated, if imposed by the County. The delinquent tax also accrues interest at a rate of one percent (1%) for each month or portion of a month it remains unpaid. The Property Tax Code also makes provision for the split payment of taxes, discounts for early payment and the postponement of the delinquency date of taxes for certain taxpayers. Furthermore, the County may provide, on a local option basis, for the split payment, partial payment, and discounts for early payment of taxes under certain circumstances. The County has elected this option and presently uses outside legal counsel to collect delinquent taxes.

### **Public Hearing and Maintenance and Operations Tax Rate Limitations**

The following terms as used in this section have the meanings provided below:

“adjusted” means lost values are not included in the calculation of the prior year’s taxes and new values are not included in the current year’s taxable values.

“de minimis rate” means the maintenance and operations tax rate that will produce the prior year’s total maintenance and operations tax levy (adjusted) from the current year’s values (adjusted), plus the rate that produces an additional \$500,000 in tax revenue when applied to the current year’s taxable value, plus the debt service tax rate.

“no-new-revenue tax rate” means the combined maintenance and operations tax rate and debt service tax rate that will produce the prior year’s total tax levy (adjusted) from the current year’s total taxable values (adjusted). Certain counties for which certain expenditures for indigent legal defense or certain hospital expenditures exceed the amount for such expenditures for the preceding tax year, may increase their no-new-revenue tax rate proportionately with such expenditures in the manner provided by the Property Tax Code.

“special taxing unit” means a county for which the maintenance and operations tax rate proposed for the current tax year is 2.5 cents or less per \$100 of taxable value.

“unused increment rate” means the cumulative difference between a county’s voter-approval tax rate and its actual tax rate for each of the tax years 2020 through 2022, which may be applied to a county’s tax rate in tax years 2021 through 2023 without impacting the voter-approval tax rate.

“voter-approval tax rate” means the maintenance and operations tax rate that will produce the prior year’s total maintenance and operations tax levy (adjusted) from the current year’s values (adjusted) multiplied by 1.035, plus the debt service tax rate, plus the unused increment rate.

The County’s tax rate consists of two components: (1) a rate for funding of maintenance and operations expenditures in the current year, which may additionally include the Road and Bridge Maintenance Tax and the Farm-to-Market Road and Flood Control Tax, if levied (collectively, the “maintenance and operations tax rate”), and (2) a rate for funding debt service in the current year (the “debt service tax rate”). Under State law, the assessor for the County must submit an appraisal roll showing the total appraised, assessed, and taxable values of all property in the County to the Commissioners Court by August 1 or as soon as practicable thereafter.

A county must annually calculate its voter-approval tax rate and no-new-revenue tax rate (as such terms are defined above) in accordance with forms prescribed by the State Comptroller and provide notice of such rates to each owner of taxable property within the county and the county tax assessor collector. A county must adopt a tax rate before the later of September 30 or the 60th day after receipt of the certified appraisal roll, except that a tax rate that exceeds the voter-approval tax rate must be adopted not later than the 71st day before the next occurring November uniform election date. If a county fails to timely adopt a tax rate, the tax rate is statutorily set as the lower of the no-new-revenue tax rate for the current tax year or the tax rate adopted by the county for the preceding tax year.

As described below, the Property Tax Code provides that if a county adopts a tax rate that exceeds its voter-approval tax rate or, in certain cases, its de minimis rate, an election must be held to determine whether or not to reduce the adopted tax rate to the voter-approval tax rate.

A county may not adopt a tax rate that exceeds the lower of the voter-approval tax rate or the no-new-revenue tax rate until the county appraisal district has delivered notice to each taxpayer of the estimated total amount of property taxes owed and the county has held a public hearing on the proposed tax increase.

If a county's adopted tax rate for any tax year exceeds the greater of (i) the voter-approval tax rate or (ii) the de minimis rate, the county must conduct an election on the next occurring November uniform election date to determine whether or not to reduce the adopted tax rate to the voter-approval tax rate. However, for any tax year during which a county does not qualify as a special taxing unit, if a county's adopted tax rate is equal to or less than the de minimis rate but greater than both (a) the no-new-revenue tax rate, multiplied by 1.08, plus the debt service tax rate or (b) the county's voter-approval tax rate, then a valid petition signed by at least three percent of the registered voters in the county would require that an election be held to determine whether or not to reduce the adopted tax rate to the voter-approval tax rate.

Any county located at least partly within an area declared a disaster area by the Governor of the State or the President of the United States during the current year may calculate its voter-approval tax rate using a 1.08 multiplier, instead of 1.035, until the earlier of (i) the second tax year in which such county's total taxable appraised value exceeds the taxable appraised value on January 1 of the year the disaster occurred, or (ii) the third tax year after the tax year in which the disaster occurred.

State law provides cities and counties in the State the option of assessing a maximum one-half percent (1/2%) sales and use tax on retail sales of taxable items for the purpose of reducing its ad valorem taxes, if approved by a majority of the voters in a local option election. If the additional sales and use tax for ad valorem tax reduction is approved and levied, the no-new-revenue tax rate and voter-approval tax rate must be reduced by the amount of the estimated sales tax revenues to be generated in the current tax year.

**The calculations of the no-new-revenue tax rate and voter-approval tax rate do not limit or impact the County's ability to set a debt service tax rate in each year sufficient to pay debt service on all of the County's tax-supported debt obligations, including the Certificates.**

Reference is made to the Property Tax Code for definitive requirements for the levy and collection of ad valorem taxes and the calculation of the various defined tax rates.

### **Debt Tax Rate Limitations**

All taxable property within the County is subject to the assessment, levy and collection by the County of a continuing, direct annual ad valorem tax sufficient to provide for the payment of principal of and interest on all ad valorem tax supported debt, within the limits prescribed by law. Article VIII, Section 9 of the Texas Constitution imposes a limit of \$0.80 per \$100 assessed valuation for all purposes of a county's General Fund, Permanent Improvement Fund, Road and Bridge Fund and Jury Fund, including debt service on bonds or other debt issued against such funds. Administratively, the Attorney General of Texas will not approve limited tax obligations in an amount which produces debt service requirements exceeding that which can be paid from \$0.40 of the foregoing \$0.80 maximum tax rate, as calculated at the time of issuance. The Certificates are limited tax-supported debt obligations payable from the \$0.80 constitutional tax. See "OBLIGATIONS OUTSTANDING" in APPENDIX A.

Article III, Section 52 of the Texas Constitution authorizes the County to levy a direct, continuing ad valorem tax on all taxable property within the County, without limit as to rate or amount to pay the principal of and interest on the County's road bonds if approved by the voters in the County. The principal amount of unlimited tax road bonds issued by the County and outstanding at any point in time, aggregated with outstanding unlimited tax debt of certain road districts located within the County cannot exceed 25% of the assessed valuation of all real property located in the County. The County has previously issued bonds unlimited tax bonds that are payable from this unlimited tax. See "OBLIGATIONS OUTSTANDING" and "AUTHORIZED BUT UNISSUED TAX BONDS" in APPENDIX A.

Article VIII, Section 9 of the Texas Constitution and State statute authorize the County to levy a special Road and Bridge Fund Tax (the "Road and Bridge Maintenance Tax") in an amount not to exceed \$0.15 per \$100 assessed valuation, no part of which may be used for debt service, if approved by the voters.

Article VIII, Section 1-a of the Texas Constitution and State statute permit the County to levy a tax for Farm-to-Market Road and Flood Control purposes (the “Farm-to-Market Road and Flood Control Tax”) in an amount not to exceed \$0.30 per \$100 assessed valuation after the mandatory \$3,000 homestead exemption, if approved by the voters. There is no allocation prescribed by statutes between debt service and maintenance. All or part may be used for either purpose. The County held an election on April 17, 1951 which approved the levy of a (i) \$0.15 tax per \$100 valuation for Farm-to-Market and Lateral Roads and (ii) \$0.15 tax per \$100 valuation for flood control purposes (the “Flood Control Tax”). Although the Flood Control Tax is not available to pay debt service on the Certificates, the Flood Control Tax levy provides additional funds for road and flood control purposes that might otherwise be paid from taxes subject to the \$0.80 tax limitation. The Flood Control Tax Refunding Bonds are payable from this Flood Control Tax. See “OBLIGATIONS OUTSTANDING” in APPENDIX A.

Section 1301.003, Texas Government Code, as amended, limits the amount of limited tax obligations of counties issued pursuant to such authority for those certain purposes as follows:

Courthouse	2% of Taxable Assessed Valuation
Jail	1 1/2% of Taxable Assessed Valuation
Courthouse and Jail	3 1/2% of Taxable Assessed Valuation
Bridge	1 1/2% of Taxable Assessed Valuation

**The County’s Rights in the Event of Tax Delinquencies**

Taxes levied by the County are a personal obligation of the owner of the property as of January 1 of the year for which the tax is imposed. On January 1 of each year, a tax lien attaches to property to secure the payment of all State and local taxes, penalties, and interest ultimately imposed for the year on the property. The lien exists in favor of the State and each local taxing unit, including the County, having power to tax the property. Personal property, under certain circumstances, is subject to seizure and sale for the payment of delinquent taxes. At any time after taxes on property become delinquent, the County may file suit to foreclose the lien securing payment of the tax, to enforce personal liability for the tax, or both. In filing a suit to foreclose a tax lien on real property, the County must join other taxing units that have claims for delinquent taxes against all or part of the same property. Collection of delinquent taxes may be adversely affected by the amount of taxes owed to other taxing units, by the effects of market conditions on the foreclosure sale price, by taxpayer redemption rights (a taxpayer may redeem property within two (2) years after the purchaser’s deed issued at the foreclosure sale is filed in the county records) or by bankruptcy proceedings which restrict the collection of taxpayer debts. Federal bankruptcy law provides that an automatic stay of actions by creditors and other entities, including governmental units, goes into effect with the filing of any petition in bankruptcy. The automatic stay prevents governmental units from foreclosing on property and prevents liens for post-petition taxes from attaching to property and obtaining secured creditor status unless, in either case, an order lifting the stay is obtained from the bankruptcy court. In many cases, post-petition taxes are paid as an administrative expense of the estate in bankruptcy or by order of the bankruptcy court.

**County Application of Property Tax Code**

The County does grant a local option exemption of the market value of all residence homesteads. The County approved a local optional 20% homestead exemption in June 2022. See “AD VALOREM TAX PROPERTY TAXATION – Local Option Homestead Exemptions”.

The County does grant a local option freeze on taxes for persons 65 years of age or older or disabled persons. “AD VALOREM TAX PROPERTY TAXATION – Local Option Freeze for the Elderly and Disabled”.

The County does permit split payments, and discounts are allowed. “AD VALOREM TAX PROPERTY TAXATION – Levy and Collection of Taxes”.

The County does tax Freeport Property. “AD VALOREM TAX PROPERTY TAXATION – Freeport and Goods-In-Transit Exemptions”.

The County has taken action to tax Goods-in-Transit. “AD VALOREM TAX PROPERTY TAXATION – Freeport and Goods-In-Transit Exemptions”.

The County does participate in various TIRZ. See “AD VALOREM TAX PROPERTY TAXATION – Tax Increment Reinvestment Zones”.

The County does offer tax abatements. See “AD VALOREM TAX PROPERTY TAXATION – Tax Abatement Agreements”.

The County currently does not levy a Road and Bridge Maintenance Tax. See “AD VALOREM TAX PROPERTY TAXATION – Debt Tax Rate Limitations”.

The County currently does levy a Farm-to-Market Road and Flood Control Tax. See “AD VALOREM TAX PROPERTY TAXATION – Debt Tax Rate Limitations”.

## **TEXAS LEGISLATURE**

The 88th Texas Legislature convened in regular session on January 10, 2023 and ended on May 29, 2023. The Texas Governor called the first special session of the 88th Texas Legislature on May 29, 2023, the second special session on June 27, 2023 (which ended sine die on July 13, 2023), the third special session began October 9, 2023 (which ended sine die on November 7, 2023), and a fourth special session began on November 7, 2023. The Texas Governor may hereafter call one or more special sessions. The County does not make any representation regarding any actions the Texas Legislature has taken or may take but is analyzing and monitoring proposed and passed legislation for any developments applicable thereto.

## **INVESTMENT POLICIES**

### **Investments**

The County invests its funds in investments authorized by State law in accordance with investment policies approved by the Commissioners Court. Both State law and the County’s investment policies are subject to change.

### **Legal Investments**

State law permits the County to invest in (1) obligations, including letters of credit, of the United States or its agencies and instrumentalities, (2) direct obligations of the State or its agencies and instrumentalities, (3) collateralized mortgage obligations directly issued by a federal agency or instrumentality of the United States, the underlying security for which is guaranteed by an agency or instrumentality of the United States, (4) other obligations, the principal and interest of which are unconditionally guaranteed or insured by, or backed by the full faith and credit of the State or the United States or their respective agencies and instrumentalities, (5) obligations of states, agencies, counties, cities, and other political subdivisions of any state rated as to investment quality by a nationally recognized investment rating firm not less than “A” or its equivalent, (6) (a) certificates of deposit and share certificates issued by a depository institution that has its main office or branch office in the State, that are guaranteed or insured by the Federal Deposit Insurance Corporation or the National Credit Union Share Insurance Fund or their respective successors, or are secured as to principal by obligations described in clauses (1) through (5) or in any other manner and amount provided by law for County deposits, and in addition (b) the County is authorized, subject to certain conditions, to invest in certificates of deposit with a depository institution that has its main office or branch office in the State and that participates in the Certificate of Deposit Account Registry Service network (CDARS) and as further provided by State law, (7) fully collateralized repurchase agreements that have a defined termination date, are fully secured by obligations described in clause (1) and require the security being purchased by the County to be pledged to the County, held in the County’s name and deposited at the time the investment is made with the County or with a third party selected and approved by the County, and are placed through a primary government securities dealer or a financial institution doing business in the State, (8) bankers’ acceptances with the remaining term of 270 days or less from the date of issuance, if the short-term obligations of the accepting bank or its parent are rated at least “A-1” or “P-1” or the equivalent by at least one nationally recognized credit rating agency, (9) commercial paper with a stated maturity of 365 days or less from the date of issuance that is rated at least “A-1” or “P-1” or the equivalent by at least (a) two nationally recognized credit rating agencies or (b) one nationally recognized credit rating agency if the paper is fully secured by an irrevocable letter of credit issued by a United States or state bank, (10) no-load money market mutual funds registered with and regulated by the United States Securities and Exchange Commission that have a dollar weighted average portfolio maturity of 90 days or less and include in their investment objectives the maintenance of a stable net asset value of \$1 for each share, (11) no-load mutual fund registered with the United States Securities and Exchange Commission that: have an average weighted maturity of less than two years; invest exclusively in obligations described in the preceding clauses and clause (12), and are continuously rated as to investment quality by at least one nationally recognized investment rating firm of not less than “AAA” or its equivalent, (12) public funds investment pools that have an advisory board which includes participants in the pool and are continuously rated as to investment quality by at least one nationally recognized investment rating firm of not less than “AAA” or its equivalent or no lower than investment grade with a weighted average maturity no greater than 90 days, and (13) aggregate repurchase agreement transactions entered into by an investing entity in conformity with the provisions of subsections (a-1), (f), and (g) of Section 2256.011 of Chapter 2256, as amended, Texas Government Code (“Chapter 2256”). State law also permits the County to invest bond proceeds in a guaranteed investment contract subject to the limitations set forth in Chapter 2256.

Entities such as the County may enter into securities lending programs if (i) the securities loaned under the program are 100% collateralized including accrued income, a loan made under the program allows for termination at any time and a loan made under the program is either secured by (a) obligations that are described in clauses (1) through (5) above, (b) pledged irrevocable letters of credit issued by a state or national bank that is continuously rated by a nationally recognized investment rating firm at not less than “A” or its equivalent or (c) cash invested in obligations described in

clauses (1) through (5) above, clause (9) above and clauses (10) and (11) above, or an authorized investment pool; (ii) securities held as collateral under a loan are pledged to such investing entity or a third party designated by such investing entity; (iii) a loan made under the program is placed through either a primary government securities dealer or a financial institution doing business in the State; and (iv) the agreement to lend securities has a term of one year or less. The County may invest in such obligations directly or through government investment pools that invest solely in such obligations provided that the pool are rated no lower than "AAA" or "AAA-m" or an equivalent by at least one nationally recognized rating service. The County is specifically prohibited from investing in: (1) obligations whose payment represents the coupon payments on the outstanding principal balance of the underlying mortgage-backed security collateral and pays no principal; (2) obligations whose payment represents the principal stream of cash flow from the underlying mortgage-backed security and bears no interest; (3) collateralized mortgage obligations that have a stated final maturity of greater than 10 years; and (4) collateralized mortgage obligations the interest rate of which is determined by an index that adjusts opposite to the changes in a market index.

Under State law, the County may contract with an investment management firm registered under the Investment Advisers Act of 1940 (15 U.S.C. Section 80b-1 et seq.) or registered with the State Securities Board to provide for the investment and management of its public funds or other funds under its control for a term up to two years, but the County retains ultimate responsibility as fiduciary of its assets. In order to renew or extend such a contract, the County must do so by order or resolution. The County distributed a request for proposal to contract with an investment management firm to provide such services and entered into a contract on July 13, 2006.

### **Investment Policies**

Under State law, the County is required to invest its funds under written investment policies that primarily emphasize safety of principal and liquidity; that address investment diversification, yield, maturity, and the quality and capability of investment management; and that includes a list of authorized investments for County funds, maximum allowable stated maturity of any individual investment owned by the County and the maximum average dollar-weighted maturity allowed for pooled fund groups. All County funds must be invested consistent with a formally adopted "Investment Strategy Statement" that specifically addresses each fund's investment. Each Investment Strategy Statement will describe its objectives concerning: (1) suitability of investment type, (2) preservation and safety of principal, (3) liquidity, (4) marketability of each investment, (5) diversification of the portfolio, and (6) yield.

Under State law, County investments must be made "with judgment and care, under prevailing circumstances, that a person of prudence, discretion, and intelligence would exercise in the management of the person's own affairs, not for speculation, but for investment, considering the probable safety of capital and the probable income to be derived". At least quarterly the investment officers of the County must submit an investment report detailing: (1) the investment position of the County, (2) that all investment officers jointly prepared and signed the report, (3) the beginning market value, any additions and changes to market value and the ending value of each pooled fund group, (4) the book value and market value of each separately listed asset at the beginning and end of the reporting period, (5) the maturity date of each separately invested asset, (6) the account or fund or pooled fund group for which each individual investment was acquired, and (7) the compliance of the investment portfolio as it relates to: (a) adopted investment strategy statements and (b) State law. No person may invest County funds without express written authority from the Commissioners Court.

### **Additional Provisions**

Under State law, the County is additionally required to: (1) annually review its adopted policies and strategies; (2) adopt a rule, order, or resolution stating that it has reviewed its investment policy and investment strategies and records any changes made to either its investment policy or investment strategy in the respective rule, order, or resolution; (3) require any investment officers with personal business relationships or relatives with firms seeking to sell securities to the entity to disclose the relationship and file a statement with the Texas Ethics Commission and the Commissioners Court; (4) require the qualified representative of firms offering to engage in an investment transaction with the County to: (a) receive and review the County's investment policy, (b) acknowledge that reasonable controls and procedures have been implemented to preclude investment transactions conducted between the County and the business organization that are not authorized by the County's investment policy (except to the extent that this authorization is dependent on an analysis of the makeup of the County's entire portfolio or requires an interpretation of subjective investment standards), and (c) deliver a written statement in a form acceptable to the County and the business organization attesting to these requirements; (5) perform an annual audit of the management controls on investments and adherence to the County's investment policy; (6) provide specific investment training for the treasurer, chief financial officer and investment officers; (7) restrict reverse repurchase agreements to not more than 90 days and restrict the investment of reverse repurchase agreement funds to no greater than the term of the reverse purchase agreement; (8) restrict the investment in no-load mutual funds in the aggregate to no more than 15% of the County's monthly average fund balance, excluding bond proceeds and reserves and other funds held for debt service; (9) require local government investment pools to conform to the new disclosure, rating, net asset value, yield calculation, and advisory board requirements, and (10) at least annually review, revise, and adopt a list of qualified brokers that are authorized to engage in investment transactions with the County.

## Current Investments\*

Type of Investment	Book Balance	Fair Market Value	Percent
Money Market (Sweep Account)	\$9,475,442.06	\$9,475,442.06	0.06%
Money Market (Community Venue Funds)	\$59,241,843.83	\$59,241,840.00	3.90%
U.S. Government Securities	\$402,963,892.06	\$401,545,485.11	26.56%
Local Government Investment Pools	\$878,723,056.64	\$878,723,053.64	57.91%
Corporate Commercial Paper	\$166,860,830.50	\$166,622,950.64	11.00%
Total	\$1,517,265,065.09	\$1,515,608,771.45	100.00%

Source: *Bexar County Quarterly Investment Report for the quarter ending September 30, 2023.*

\* Unaudited

As of such date, the fair value of such investments (as determined by the County by reference to published quotations, dealer bids, and comparable information) was approximately 100% of their book balance. No funds of the County are invested in derivative securities, i.e., securities whose rate of return is determined by reference to some other instrument, index, or commodity.

## LEGAL MATTERS

The County will furnish the Underwriters with a complete transcript of proceedings incident to the authorization and issuance of the Certificates, including the unqualified approving legal opinion of the Attorney General of the State of Texas to the effect that the Initial Certificate is a valid and legally binding obligation of the County, and based upon examination of such transcript of proceedings, the approval of certain legal matters by Bond Counsel, to the effect that the Certificates, issued in compliance with the provisions of the Order, are valid and legally binding obligations of the County and, subject to the qualifications set forth herein under "TAX MATTERS", the interest on the Certificates will be excludable from gross income for federal income tax purposes under existing statutes, published rulings, regulations, and court decisions. Though it represents the Co-Financial Advisors and the Underwriters from time to time in matters unrelated to the Certificates, Bond Counsel has been engaged by and only represents the County in connection with the issuance of the Certificates. Though it represents the Co-Financial Advisors and the Underwriters from time to time in matters unrelated to the Certificates, Disclosure Counsel has been engaged by and only represents the County in connection with the issuance of the Certificates. Bond Counsel was not requested to participate, and did not take part, in the preparation of the Official Statement, and such firm has not assumed any responsibility with respect thereto or undertaken independently to verify any of the information contained therein, except that, in its capacity as Bond Counsel, such firm has reviewed the information under the caption "THE CERTIFICATES" (other than the information under the subcaptions "Payment Record", "Delivery", and "Use of Proceeds", as to which no opinion is expressed), "REGISTRATION, TRANSFER, AND EXCHANGE", "LEGAL MATTERS" (except for the last three sentences of the first paragraph thereof, as to which no opinion is expressed), "TAX MATTERS", "CONTINUING DISCLOSURE OF INFORMATION" (other than the information under the subcaption "Compliance with Prior Undertakings", as to which no opinion is expressed), and the subcaptions "Legal Investments and Eligibility to Secure Public Funds in Texas" and "Registration and Qualification of Certificates for Sale" under the caption "OTHER PERTINENT INFORMATION" in the Official Statement, and such firm is of the opinion that the information relating to the Certificates and the legal issues contained under such captions and subcaptions is an accurate and fair description of the laws and legal issues addressed therein and, with respect to the Certificates, such information conforms to the provisions of the Order. The customary closing papers, including a certificate to the effect that no litigation of any nature has been filed or is then pending to restrain the issuance and delivery of the Certificates or which would affect the provision made for their payment or security, or in any manner questioning the validity of the Certificates will also be furnished. The legal fees to be paid Bond Counsel for services rendered in connection with the issuance of Certificates are contingent on the sale and delivery of the Certificates. The legal opinion of Bond Counsel will accompany the Certificates deposited with DTC. Certain matters will be passed upon for the County by McCall, Parkhurst & Horton L.L.P., San Antonio, Texas, Disclosure Counsel. Certain matters will be passed upon for the Underwriters by Escamilla & Poneck, LLP and Kassahn & Ortiz, P.C., both of San Antonio, Texas, as Underwriters' co-counsel ("Underwriters' Co-Counsel"). The fees of Underwriters' Co-Counsel are contingent upon the sale and delivery of the Certificates.

The various legal opinions to be delivered concurrently with the delivery of the Certificates express the professional judgment of the attorneys rendering the opinions as to the legal issues explicitly addressed therein. In rendering a legal opinion, the attorney does not become an insurer or guarantor of the expression of professional judgment, of the transaction opined upon, or of the future performance of the parties to the transaction. Nor does the rendering of an opinion guarantee the outcome of any legal dispute that may arise out of the transaction.

## NO-LITIGATION

On the date of delivery of the Certificates to the Underwriters, the County will execute and deliver to the Underwriters a certificate to the effect that no litigation of any nature has been filed or is pending, as of that date, to restrain or enjoin the

issuance or delivery of the Certificates or which would adversely affect the provisions made for their payment or security, or in any manner questioning the validity of the Certificates.

In the opinion of certain officials of the County, the County is not a party to any litigation or other proceedings pending or, to its knowledge, threatened, in any court, agency or other administrative body (either state or federal) which, if decided adversely to the County, would have a material adverse effect on the financial statements of the County.

## **TAX MATTERS**

**The following discussion of certain federal income tax considerations is for general information only and is not tax advice. Each prospective purchaser of the Certificates should consult its own tax advisor as to the tax consequences of the acquisition, ownership and disposition of the Certificates.**

### **Tax Exemption**

In the opinion of Bracewell LLP, Bond Counsel, under existing law, interest on the Certificates (i) is excludable from gross income for federal income tax purposes under section 103 of the Internal Revenue Code of 1986, as amended (the "Code"), and (ii) is not an item of tax preference for purposes of the alternative minimum tax on individuals.

The Code imposes a number of requirements that must be satisfied for interest on state or local obligations, such as the Certificates, to be excludable from gross income for federal income tax purposes. These requirements include limitations on the use of bond proceeds and the source of repayment of bonds, limitations on the investment of bond proceeds prior to expenditure, a requirement that excess arbitrage earned on the investment of bond proceeds be paid periodically to the United States and a requirement that the issuer file an information report with the internal Revenue Service (the "Service"). The County covenanted in the Order that it will comply with these requirements.

Bond Counsel's opinion will assume continuing compliance with the covenants of the Order pertaining to those sections of the Code that affect the excludability of interest on the Certificates from gross income for federal income tax purposes and, in addition, will rely on representations by the County and other parties involved with the issuance of the Certificates, with respect to matters solely within the knowledge of the County, and such parties, respectively, which Bond Counsel has not independently verified. If the County fails to comply with the covenants in the Order or if the foregoing representations are determined to be inaccurate or incomplete, interest on the Bonds could become includable in gross income from the date of delivery of the Certificates, regardless of the date on which the event causing such inclusion occurs.

Bond Counsel will express no opinion as to the amount or timing of interest on the Certificates or, excepted as stated above, to any federal, state or local tax consequences resulting from the receipt or accrual of interest on, or acquisition, ownership or disposition of, the Bonds. Certain actions may be taken or omitted subject to the terms and conditions set forth in the Order upon the advice or with the approving opinion of Bond Counsel. Bond Counsel will express no opinion with respect to Bond Counsel's ability to render an opinion that such actions, if taken or omitted, will not adversely affect the excludability of interest of the Certificates from gross income for federal income tax purposes.

Bond Counsel's opinions are based on existing law, which is subject to change. Such opinions are further based on Bond Counsel's knowledge of facts as of the date thereof. Bond Counsel assumes no duty to update or supplement its opinions to reflect any facts or circumstances that may thereafter come to Bond Counsel's attention or to reflect any changes in any law that may thereafter occur or become effective. Moreover, Bond Counsel's opinions are not a guarantee of result and are not binding on the Service; rather, such opinions represent Bond Counsel's legal judgment based upon its review of existing law and in reliance upon the representations and covenants referenced above that it deems relevant to such opinions. The Service has an ongoing audit program to determine compliance with rules that relate to whether interest on state or local obligations is includable in gross income for federal income tax purposes. No assurance can be given as to whether or not the Service will commence an audit of the Certificates. If an audit is commenced, in accordance with its current published procedures the Service is likely to treat the County as the taxpayer and the Owners may not have a right to participate in such audit. Public awareness of any future audit of the Certificates could adversely affect the value and liquidity of the Certificates, regardless of the ultimate outcome of the audit.

### **Additional Federal Income Tax Considerations**

#### *Collateral Tax Consequences*

Prospective purchasers of the Certificates should be aware that the ownership of tax-exempt obligations may result in collateral federal income tax consequences, including but not limited to those noted below. Therefore, prospective purchasers of the Certificates should consult their own tax advisors as to the tax consequences of the acquisition, ownership and disposition of the Certificates.

For tax years beginning after December 31, 2022, an "applicable corporation" (as defined in section 59(k) of the Code) may be subject to a 15% alternative minimum tax imposed under section 55 of the Code on its "adjusted financial statement income" (as defined in section 56A of the Code) for such taxable year. Because interest on tax-exempt



obligations, such as the Certificates, is included in a corporation's "adjusted financial statement income", ownership of the Certificates could subject certain corporations to alternative minimum tax consequences.

Ownership of tax-exempt obligations also may result in collateral federal income tax consequences to financial institutions, life insurance and property and casualty insurance companies, certain S corporations with Subchapter C earnings and profits, individual recipients of Social Security or Railroad Retirement benefits, taxpayers who may be deemed to have incurred or continued indebtedness to purchase or carry tax-exempt obligations, low and middle income taxpayers otherwise qualifying for the health insurance premium assistance credit and individuals otherwise qualifying for the earned income tax credit. In addition, certain foreign corporations doing business in the United States may be subject to the "branch profits tax" on their effectively connected earnings and profits, including tax-exempt interest such as interest on the Certificates.

Prospective purchasers of the Certificates should also be aware that, under the Code, taxpayers are required to report on their returns the amount of tax-exempt interest, such as interest on the Certificates, received or accrued during the year.

#### *Tax Accounting Treatment of Original Issue Premium*

If the issue price of a maturity of the Certificates exceeds the stated redemption price payable at maturity of such Certificates, the Certificates (the "Premium Certificates") are considered for federal income tax purposes to have "bond premium" equal to the amount of such excess. The basis of a Premium Certificate in the hands of an initial owner is reduced by the amount of such excess that is amortized during the period such initial owner holds such Premium Certificate in determining gain or loss for federal income tax purposes. This reduction in basis will increase the amount of any gain or decrease the amount of any loss recognized for federal income tax purposes on the sale or other taxable disposition of a Premium Certificate by the initial owner. No corresponding deduction is allowed for federal income tax purposes for the reduction in basis resulting from amortizable bond premium. The amount of bond premium on a Premium Certificate that is amortizable each year (or shorter period in the event of a sale or disposition of a Premium Certificate) is determined using the yield to maturity on the Premium Certificate based on the initial offering price of such Premium Certificate.

The federal income tax consequences of the purchase, ownership and redemption, sale or other disposition of Premium Certificates that are not purchased in the initial offering at the initial offering price may be determined according to rules that differ from those described above. All owners of Premium Certificates should consult their own tax advisors with respect to the determination for federal, state, and local income tax purposes of amortized bond premium upon the redemption, sale or other disposition of a Premium Certificate and with respect to the federal, state, local, and foreign tax consequences of the purchase, ownership, and sale, redemption or other disposition of such Premium Certificates.

#### *Tax Treatment of Original Issue Discount*

If the issue price of a maturity of the Certificates is less than the stated redemption price payable at maturity of such Certificates (the "OID Certificates"), the difference between (i) the amount payable at the maturity of each OID Certificate, and (ii) the initial offering price to the public of such OID Certificate constitutes original issue discount with respect to such OID Certificate in the hands of any owner who has purchased such OID Certificate in the initial public offering of the Certificates. Generally, such initial owner is entitled to exclude from gross income (as defined in section 61 of the Code) an amount of income with respect to such OID Certificate equal to that portion of the amount of such original issue discount allocable to the period that such OID Certificate continues to be owned by such owner. Because original issue discount is treated as interest for federal income tax purposes, the discussions regarding interest on the Certificates under the captions "TAX MATTERS – Tax Exemption" and "TAX MATTERS – Additional Federal Income Tax Considerations – Collateral Tax Consequences" and "– Tax Legislative Changes" generally apply and should be considered in connection with the discussion in this portion of this Official Statement.

In the event of the redemption, sale or other taxable disposition of such OID Certificate prior to stated maturity, however, the amount realized by such owner in excess of the basis of such OID Certificate in the hands of such owner (adjusted upward by the portion of the original issue discount allocable to the period for which such OID Certificate was held by such initial owner) is includable in gross income.

The foregoing discussion assumes that (i) the Underwriters have purchased the Certificates for contemporaneous sale to the public and (ii) all of the OID Certificates have been initially offered, and a substantial amount of each maturity thereof has been sold, to the general public in arm's-length transactions for a price (and with no other consideration being included) not more than the initial offering prices thereof stated on the inside cover page of this Official Statement. Neither the County nor Bond Counsel has made any investigation or offers any comfort that the OID Certificates will be offered and sold in accordance with such assumptions.

Under existing law, the original issue discount on each OID Certificate accrues daily to the stated maturity thereof (in amounts calculated as described below for each six-month period ending on the date before the semiannual anniversary dates of the date of the Certificates and ratably within each such six-month period) and the accrued amount is added to an

initial owner's basis for such OID Certificate for purposes of determining the amount of gain or loss recognized by such owner upon the redemption, sale or other disposition thereof. The amount to be added to basis for each accrual period is equal to (i) the sum of the issue price and the amount of original issue discount accrued in prior periods multiplied by the yield to stated maturity (determined on the basis of compounding at the close of each accrual period and properly adjusted for the length of the accrual period) less (ii) the amounts payable as current interest during such accrual period on such Certificate.

The federal income tax consequences of the purchase, ownership, and redemption, sale or other disposition of OID Certificates that are not purchased in the initial offering at the initial offering price may be determined according to rules that differ from those described above. All owners of OID Certificates should consult their own tax advisors with respect to the determination for federal, state, and local income tax purposes of interest accrued upon redemption, sale or other disposition of such OID Certificates and with respect to the federal, state, local and foreign tax consequences of the purchase, ownership, redemption, sale or other disposition of such OID Certificates.

### **Tax Legislative Changes**

Current law may change so as to directly or indirectly reduce or eliminate the benefit of the excludability of interest on the Certificates from gross income for federal income tax purposes. Any proposed legislation, whether or not enacted, could also affect the value and liquidity of the Certificates. Prospective purchasers of the Bonds should consult with their own tax advisors with respect to any recently-enacted, proposed, pending or future legislation.

## **CONTINUING DISCLOSURE OF INFORMATION**

### **General**

In the Order, the County has made the following agreement for the benefit of the Beneficial Owners of the Certificates. The County is required to observe the agreement for so long as it remains obligated to advance funds to pay the Certificates. Under the agreement, the County will be obligated to provide certain updated financial information and operating data annually, and timely notice of specified material events, to the Municipal Securities Rulemaking Board (the "MSRB"). This information will be available to the general public at no charge from the MSRB as described below.

As used in this section, the term "Financial Obligation" means a (i) debt obligation, (ii) derivative instrument entered into in connection with, or pledged as security or a source of payment for, an existing or planned debt obligation, or (iii) guarantee of a debt obligation or any such derivative instrument; provided that "financial obligation" shall not include municipal securities as to which a final official statement (as defined in Securities and Exchange Commission Rule 15c2-12 ("Rule 15c2-12")) has been provided to the MSRB consistent with Rule 15c2-12.

### **Annual Reports**

The County will provide certain updated financial information and operating data to the MSRB annually. The information to be updated includes all quantitative financial information and operating data with respect to the County of the general type included (i) in APPENDIX A, exclusive of the tables appearing under the headings "Consolidated Overlapping Gross Funded Debt Payable from Ad Valorem Taxes", "Tax Adequacy – Limited Tax Debt", "Tax Adequacy – Unlimited Tax Bonds", and "Tax-Adequacy – Flood Control Tax Obligations", and (ii) in APPENDIX C. The County will update and provide this information within six months after the end of each fiscal year ending in or after 2023.

The County may provide updated information in full text or may incorporate by reference certain other publicly available documents, as permitted by Rule 15c2-12. The updated information will include audited financial statements, if the County commissions an audit and it is completed by the required time. If audited financial statements are not available by the required time, the County will provide unaudited financial statements within the required time and will provide audited financial statements when and if they become available. Any such financial statements will be prepared in accordance with the accounting principles described in APPENDIX C or such other accounting principles as the County may be required to employ from time to time pursuant to State law or regulation.

The County's current fiscal year is October 1 to September 30. Accordingly, it must provide updated information by March 31 in each year, unless the County changes its fiscal year. If the County changes its fiscal year, it will notify the MSRB.

### **Material Event Notices**

The County shall provide notice of any of the following events with respect to the Certificates to the MSRB in a timely manner and not more than 10 business days after the occurrence of the event: (i) principal and interest payment delinquencies; (ii) nonpayment related defaults, if material; (iii) unscheduled draws on debt service reserves reflecting financial difficulties; (iv) unscheduled draws on credit enhancements reflecting financial difficulties; (v) substitution of credit or liquidity providers, or their failure to perform; (vi) adverse tax opinions, the issuance by the Internal Revenue Service of proposed or final determinations of taxability, Notices of Proposed Issue (IRS Form 5701-TEB) or other

material notices or determinations with respect to the tax status of the Certificates, or other material events affecting the tax status of the Certificates; (vii) modifications to rights of Owners, if material; (viii) certificate calls, if material and tender offers; (ix) defeasance; (x) release, substitution, or sale of property securing repayment of the Certificates, if material; (xi) rating changes; (xii) bankruptcy, insolvency, receivership, or similar event of the County, which shall occur as described below; (xiii) the consummation of a merger, consolidation, or acquisition involving the County or the sale of all or substantially all of its assets, other than in the ordinary course of business, the entry into of a definitive agreement to undertake such an action or the termination of a definitive agreement relating to any such actions, other than pursuant to its terms, if material; (xiv) appointment of a successor or additional trustee or the change of name of a trustee, if material; (xv) incurrence of a Financial Obligation of the County, if material, or agreement to covenants, events of default, remedies, priority rights, or other similar terms of a Financial Obligation of the County, any of which affect security holders, if material; and (xvi) default, event of acceleration, termination event, modification of terms, or other similar events under the terms of a Financial Obligation of the County, any of which reflect financial difficulties.

For these purposes, any event described in the immediately preceding clause (xii) considered to occur when any of the following occur: the appointment of a receiver, fiscal agent, or similar officer for the County in a proceeding under the United States Bankruptcy Code or in any other proceeding under state or federal law in which a court or governmental authority has assumed jurisdiction over substantially all of the assets or business of the County, if such jurisdiction has been assumed by leaving the existing governing body and officials or officers in possession but subject to the supervision and orders of a court or governmental authority, or the entry of an order confirming a plan of reorganization, arrangement, or liquidation by a court or governmental authority having supervision or jurisdiction over substantially all of the assets of business of the County.

The County will notify the MSRB, in a timely manner, of any failure by the County to provide financial information or operating data in accordance with the foregoing provisions by the time required therein.

#### **Availability of Information from MSRB**

The County has agreed to provide the foregoing information only to the MSRB. The information will be available free of charge to the general public via EMMA at [www.emma.msrb.org](http://www.emma.msrb.org).

#### **Limitations and Amendments**

The County has agreed to update information and to provide notices of material events only as described above. The County has not agreed to provide other information that may be relevant or material to a complete presentation of its financial results of operations, condition, or prospects or agreed to update any information that is provided, except as described above. The County makes no representation or warranty concerning such information or concerning its usefulness to a decision to invest in or sell Certificates at any future date. The County disclaims any contractual or tort liability for damages resulting in whole or in part from any breach of its continuing disclosure agreement or from any statement made pursuant to its agreement, although holders of Certificates may seek mandamus or specified performance to compel the County to comply with its agreement.

The County may amend its continuing disclosure agreement with respect to the Certificates to adapt to changed circumstances that arise from a change in legal requirements, a change in law, or a change in the identity, nature, status, or type of operations of the County, if (1) the agreement, as amended, would have permitted an underwriter to purchase or sell the Certificates in the offering described herein in compliance with Rule 15c2-12 and (2) either (a) the holders of a majority in aggregate principal amount of the outstanding Certificates consent to the amendment or (b) any person unaffiliated with the County (such as nationally recognized bond counsel) determines that the amendment will not materially impair the interests of the holders and beneficial owners of the Certificates. The County may also repeal or amend these provisions if the United States Securities and Exchange Commission amends or repeals the applicable provisions of Rule 15c2-12 or any court of final jurisdiction enters judgment that such provisions of Rule 15c2-12 are invalid, but in either case only if and to the extent that such repeal or amendment would not have prevented an underwriter from lawfully purchasing or selling Certificates in the primary offering of the Certificates giving effect to (a) such provisions as so amended and (b) any amendments or interpretations of Rule 15c2-12. If the County so amends its agreement with respect to the Certificates, it has agreed to include with the next financial information and operating data provided in accordance with its agreement described above under "Annual Reports" an explanation, in narrative form, of the reasons for the amendment and of the impact of any change in the type of information and data provided.

#### **Compliance with Prior Undertakings**

Certain notices of defeasance and redemption (collectively, the "Notices") were not filed in a timely manner in connection with the issuance of (i) Bexar County, Texas Limited Tax Refunding Bonds, Taxable Series 2020B, (ii) Bexar County, Texas Flood Control Tax Refunding Bonds, Taxable Series 2020, (iii) Bexar County, Texas Venue Project Revenue Refunding Bonds (Combined Venue Tax), Taxable Series 2021, and (iv) Bexar County, Texas Venue Project Revenue Refunding Bonds (Motor Vehicle Rental Tax), Taxable Series 2021. On December 2, 2021, the Notices were filed with the MSRB.

On March 18, 2022, Moody's (defined herein) upgraded the rating of Assured Guaranty Municipal Corp. ("AGM") from "A2" to "A1". AGM currently insures certain series of the Combined Venue Tax debt and the Motor Vehicle Rental Tax debt of the County. The Combined Venue Tax debt consists of the County's Combine Venue Tax Revenue Bonds which are special, limited obligations of the County secured solely by the revenue derived from the County's collection of Combined Venue Taxes and such Combined Venue Tax debt is not general obligation debt of the County. The Motor Vehicle Rental Tax debt consists of the County's Motor Vehicle Rental Tax Revenue Bonds which are special, limited obligations of the County secured solely by the revenue derived from the County's collection of Motor Vehicle Rental Taxes and such tax debt is not general obligation debt of the County. The notice of the rating upgrade was filed on October 14, 2022.

For additional information relating to the County's continuing disclosure filing history, see [www.emma.msrb.org](http://www.emma.msrb.org).

## **OTHER PERTINENT INFORMATION**

### **Authenticity of Financial Data and Other Information**

The financial data and other information contained herein have been obtained from the County's records, audited financial statements and other sources that are believed to be reliable. There is no guarantee that any of the assumptions or estimates contained herein will be realized. All of the summaries of the statutes, documents, and resolutions contained in this Official Statement are made subject to all of the provisions of such statutes, documents, and resolutions. These summaries do not purport to be complete statements of such provisions and reference is made to such documents for further information. Reference is made to original documents in all respects.

### **Registration and Qualification of Certificates for Sale**

The sale of the Certificates has not been registered under the federal Securities Act of 1933, as amended, in reliance upon the exemption provided thereunder by Section 3(a)(2); and the Certificates have not been qualified under the Securities Act of Texas in reliance upon various exemptions contained therein; nor have the Certificates been qualified under the securities act of any other jurisdiction. The County assumes no responsibility for qualification of the Certificates under the securities laws of any jurisdiction in which the Certificates may be sold, assigned, pledged, hypothecated or otherwise transferred. This disclaimer of responsibility for qualification for sale or other disposition of the Certificates shall not be construed as an interpretation of any kind with regard to the availability of any exemption from securities registration provisions.

It is the obligation of the Underwriters to register or qualify the sale of the Certificates under the securities laws of any jurisdiction which so requires. The County agrees to cooperate, at the Underwriters' written request and sole expense, in registering or qualifying the Certificates or in obtaining an exemption from registration or qualification in any state where such action is necessary; provided, however, that the County shall not be required to qualify as a foreign corporation or to execute a general or special consent to service of process in any jurisdiction.

### **Legal Investments and Eligibility to Secure Public Funds in Texas**

Section 1201.041 of the Public Securities Procedures Act (Chapter 1201, Texas Government Code, and Section 271.052, as amended, Texas Local Government Code) provides that the Certificates are negotiable instruments governed by Chapter 8, Texas Business and Commerce Code, and are legal and authorized investments for insurance companies, fiduciaries, and trustees, and for the sinking funds of municipalities or other political subdivisions or public agencies of the State of Texas. With respect to investment in the Certificates by municipalities or other political subdivisions or public agencies of the State of Texas, the Public Funds Investment Act, Chapter 2256, Texas Government Code, requires that the Certificates be assigned a rating of at least "A" or its equivalent as to investment quality by a national rating agency. See "OTHER PERTINENT INFORMATION – Ratings" herein. In addition, various provisions of the Texas Finance Code provide that, subject to a prudent investor standard, the Certificates are legal investments for state banks, savings banks, trust companies with at least \$1 million of capital, and savings and loan associations. The Certificates are eligible to secure deposits of any public funds of the State, its agencies, and its political subdivisions, and are legal security for those deposits to the extent of their market value.

The County has made no investigation of other laws, rules, regulations or investment criteria which might apply to such institutions or entities or which might limit the suitability of the Certificates for any of the foregoing purposes or limit the authority of such institutions or entities to purchase or invest in the Certificates for such purposes. The County has made no review of laws in other states to determine whether the Certificates are legal investments for various institutions in those states.

### **Ratings**

Fitch Ratings, Inc. ("Fitch"), Moody's Investors Service, Inc. ("Moody's") and S&P Global Ratings ("S&P") have assigned their municipal bond ratings of "AAA", "Aaa", and "AAA", respectively, to the Certificates.

Periodically, rating agencies will evaluate and, on occasion as a result of these evaluations revise, their rating methodologies and criteria for municipal issuers such as the County. A revision in a rating agency's rating methodology could result in a positive or negative change in a rating assigned by that agency, even if the rated entity has experienced no material change in financial condition or operation. For example, on November 3, 2022, Moody's placed ratings of 252 U.S. cities and counties on review for possible upgrade and 93 on review for possible downgrade in conjunction with the release on November 2, 2022 of its new U.S. Cities and Counties Methodology. Fitch has announced that it is undergoing a similar process, with the results expected to be announced in early 2024. Any of the rating agencies at any time while the Certificates remain outstanding could undertake such an evaluation process.

The ratings reflect only the views of Fitch, Moody's, and S&P at the time the ratings are given, and the County makes no representations as to the appropriateness thereof. There is no assurance that any rating will continue for any given period of time, or that a rating will not be revised downward or withdrawn entirely if, in the judgment of Fitch, Moody's, or S&P, circumstances so warrant (including, as described above, as a result of a revision of criteria upon which the initially-delivered rating was based). Any such downward revision or withdrawal of a rating may have an adverse effect on the market price of the Certificates.

### **Co-Financial Advisors**

SAMCO Capital Markets, Inc. and RBC Capital Markets, LLC (together, the "Co-Financial Advisors") are employed as the Co-Financial Advisors to the County in connection with the issuance of the Certificates. The Co-Financial Advisors' fee for services rendered with respect to the sale of the Certificates are contingent upon the issuance and delivery of the Certificates. The Co-Financial Advisors, in their capacity as Co-Financial Advisors, have relied on the opinion of Bond Counsel and have not verified and do not assume any responsibility for the information, covenants, and representations contained in any of the legal documentation with respect to the federal income tax status of the Certificates.

In the normal course of business, the Co-Financial Advisors may also from time to time sell investment securities to the County for the investment of bond proceeds or other funds of the County upon the request of the County.

The Co-Financial Advisors are not obligated to undertake, and have not undertaken to make, an independent verification or to assume responsibility for the accuracy, completeness, or fairness of the information in this Official Statement.

### **Underwriting**

The Underwriters have agreed, subject to certain conditions, to purchase the Certificates at a price equal to the initial offering prices to the public, as shown on page ii, less an underwriting discount of \$\_\_\_\_\_, plus a [net] reoffering premium of \$\_\_\_\_\_. The Underwriters' obligations are subject to certain conditions precedent. The Underwriters will be obligated to purchase all of the Certificates if any Certificates are purchased. The Certificates may be offered and sold to certain dealers and others at prices lower than such public offering price, and such public prices may be changed from time to time, by the Underwriters.

The Underwriters and their respective affiliates are full service financial institutions engaged in various activities, which may include sales and trading, commercial and investment banking, advisory, investment management, investment research, principal investment, hedging, market making, brokerage and other financial and non-financial activities and services. Certain of the Underwriters and their respective affiliates have provided, and may in the future provide, a variety of these services to the County and to persons and entities with relationships with the County, for which they receive or will receive customary fees and expenses.

### **Financial Statements**

APPENDIX C to this Official Statement contains the County's annual financial report for the fiscal year ended September 30, 2022. These financial statements have been audited by Garza/Gonzalez & Associates, San Antonio, Texas, independent certified public accountants, as stated in their reports included with such financial statements in APPENDIX C.

### **Use of Information in the Official Statement**

No person has been authorized to give any information or to make any representations other than those contained in this Official Statement, and if given or made, such other information or representations must not be relied upon as having been authorized by the County. This Official Statement does not constitute an offer to sell or solicitation of an offer to buy in any state in which such offer or solicitation is not authorized or in which the person making such offer or solicitation is not qualified to do so or to any person to whom it is unlawful to make such offer or solicitation.

### **Forward-Looking Statements**

The statements contained in this Official Statement, and in any other information provided by the County, that are not purely historical, are forward-looking statements, including statements regarding the County's expectations, hopes,

intentions, or strategies regarding the future. Readers should not place undue reliance on forward-looking statements. All forward-looking statements included in this Official Statement are based on information available to the County on the date hereof, and the County assumes no obligation to update any such forward-looking statements. It is important to note that the County's actual results could differ materially from those in such forward-looking statements.

The forward-looking statements herein are necessarily based on various assumptions and estimates and are inherently subject to various risks and uncertainties, including risks and uncertainties relating to the possible invalidity of the underlying assumptions and estimates and possible changes or developments in social, economic, business, industry, market, legal and regulatory circumstances and conditions and actions taken or omitted to be taken by third parties, including customers, suppliers, business partners and competitors, and legislative, judicial and other governmental authorities and officials. Assumptions related to the foregoing involve judgments with respect to, among other things, future economic, competitive, and market conditions and future business decisions, all of which are difficult or impossible to predict accurately and many of which are beyond the control of the County. Any of such assumptions could be inaccurate and, therefore, there can be no assurance that the forward-looking statements included in this Official Statement would prove to be accurate.

**Authorization of the Official Statement**

No person has been authorized to give any information or to make any representations other than those contained in this Official Statement, and if given or made, such other information or representations must not be relied upon as having been authorized by the County.

This Official Statement has been approved by the Commissioners Court for distribution in accordance with provisions of Rule 15c2-12.

The Order approved the form and content of this Official Statement and any addenda, supplement or amendment thereto and authorized its further use in the reoffering of the Certificates by the Underwriters.

BEXAR COUNTY, TEXAS

/s/ \_\_\_\_\_  
County Judge

ATTEST:

/s/ \_\_\_\_\_  
County Clerk and Ex-Officio Clerk  
of the Commissioners Court

**APPENDIX A**  
**SELECTED FINANCIAL INFORMATION OF**  
**BEXAR COUNTY, TEXAS**

(this page intentionally left blank)



**TAX DEBT**

2023 Appraised Valuation of County @ 100%*	\$308,293,571,243
Less Local Exemptions	<u>78,627,661,843</u>
2023 Taxable Assessed Valuation	\$229,665,909,400

*Source: Bexar Appraisal District.*

\* The values shown are grand total valuations and include \$21,200,205,104 in valuations that are still under review.

County's Funded Debt Payable from Ad Valorem Taxes ("Tax Debt") (as of 11-1-2023)	
Total Funded Tax Debt Outstanding*	\$2,288,335,000
Ratio Total Funded Tax Debt to 2023 Taxable Assessed Valuation	1.00%

\* See "OBLIGATIONS OUTSTANDING" below.

2000 U.S. Census Population - 1,392,931; 2010 U.S. Census Population - 1,714,773  
 2020 U.S. Census Population - 2,048,290; 2022 U.S. Census Population Estimate - 2,059,530  
 Per Capita 2023 Taxable Assessed Valuation - \$112,125.68  
 Per Capita Total General Purpose Funded Debt - \$1,117.19  
 Area - 1,248 Square Miles - 798,720 Acres  
 Total General Purpose Funded Debt Per Acre - \$2,865.00

**OBLIGATIONS OUTSTANDING**

<u>Outstanding Debt By Issues</u>	<b>Amount Outstanding At 11-1-2023*</b>
<u>Limited Tax Debt:</u>	
Combination Tax and Revenue Certificates of Obligation, Series 2013	\$16,105,000
Limited Tax Refunding Bonds, Series 2013	1,305,000
Limited Tax Refunding Bonds, Series 2014	13,220,000
Combination Tax and Revenue Certificates of Obligation, Series 2014	6,515,000
Pass-Through Revenue and Limited Tax Road Bonds, Series 2015A (FM 471 Project)	8,100,000
Pass-Through Revenue and Limited Tax Road Bonds, Series 2015B (1604 East Project)	13,775,000
Limited Tax Refunding Bonds, Series 2016	113,825,000
Combination Tax and Revenue Certificates of Obligation, Series 2016	90,625,000
Combination Tax and Revenue Certificates of Obligation, Series 2016A	41,555,000
Combination Tax and Revenue Certificates of Obligation, Series 2016B	11,340,000
Pass-Through Revenue and Limited Tax Bonds, Series 2017 (Potranco Road Project)	37,440,000
Limited Tax Refunding Bonds, Series 2017	167,215,000
Combination Tax and Revenue Certificates of Obligation, Series 2018	195,535,000
Combination Tax and Revenue Certificates of Obligation, Series 2019	72,505,000
Limited Tax Refunding Bonds, Series 2019	111,200,000
Limited Tax Refunding Bonds, Series 2020A	23,205,000
Limited Tax Refunding Bonds, Taxable Series 2020B	223,150,000
Combination Tax and Revenue Certificates of Obligation, Series 2021	88,185,000
Limited Tax Refunding Bonds, Taxable Series 2021	430,850,000
Pass-Through Revenue and Limited Tax Bonds, Series 2021 (SH 211 Project)	14,940,000
Combination Tax and Revenue Certificates of Obligation, Series 2022A	45,225,000
Combination Tax and Revenue Certificates of Obligation, Series 2022B	142,875,000
Combination Tax and Revenue Certificates of Obligation, Series 2023 (the "Certificates")	<u>148,710,000*</u>
<i>Total Limited Tax Debt</i>	<u>2,017,400,000*</u>
<u>Unlimited Tax Debt:</u>	
Unlimited Tax Refunding Bonds, Series 2013	1,170,000
Unlimited Tax Refunding Bonds, Series 2014	1,890,000
Unlimited Tax Refunding Bonds, Series 2021	<u>6,540,000</u>
<i>Total Unlimited Tax Debt</i>	<u>9,600,000</u>
<u>Flood Control Tax Debt</u>	
Flood Control Limited Tax Refunding Bonds, Series 2014	9,345,000
Flood Control Tax Refunding Bonds, Series 2016	66,880,000
Flood Control Tax Refunding Bonds, Series 2017	25,065,000
Flood Control Tax Refunding Bonds, Series 2019	45,310,000
Flood Control Tax Refunding Bonds, Taxable Series 2020	57,790,000
Flood Control Tax Refunding Bonds, Taxable Series 2021	<u>56,945,000</u>
<i>Total Flood Control Tax Debt</i>	<u>261,335,000</u>
<b>Total Outstanding Tax Debt</b>	<b>\$2,288,335,000*</b>

\* Preliminary, subject to change.

**OTHER DEBT**

At an election held on May 10, 2008 (the “2008 Election”), the County’s qualified voters authorized the County to continue its levy and collection of the Venue Taxes (hereafter defined), which the County began collecting on January 1, 2000 as authorized at an election of its qualified voters held on November 2, 1999, and to pledge the revenues from the collection of hotel occupancy taxes and short-term rental motor vehicle taxes (collectively, the “Venue Taxes”) for the repayment of, and as security for, one or more series of bonds to finance various venue projects authorized by Chapter 334, Texas Local Government Code, as amended. The Commissioners Court ordered the continuation of its collection of the Venue Taxes on May 27, 2008. On September 30, 2008, the County refunded the Original Venue Bonds, and issued two series of new money venue project bonds to provide construction proceeds for the completion of venue projects approved at the 2008 Election, all of which obligations are secured by and payable from (in whole or in part) the Venue Taxes. Since that time, the County issued nine additional series of bonds. The purpose of these bonds is for financing the costs of Motor Vehicle Rental Tax Venue Projects, to pay the costs of their issuance, and to fund the Tax-Exempt Combined Venue Tax Bonds Reserve. In June 2019, the County refunded its Tax Exempt Venue Project Revenue Refunding Bonds (Combined Venue Tax), Series 2008A, its Tax Exempt Venue Project Revenue Bonds (Combined Venue Tax), Series 2008C and Series 2009, and its Tax Exempt Venue Project Revenue Refunding Bonds, Series 2010 for debt service savings with the Tax Exempt Venue Project Revenue Refunding Bonds (Combined Venue Tax), Series 2019. In addition, the County refunded its Tax-Exempt Venue Project Revenue Bonds (Motor Vehicle Rental Tax), Series 2008D, Series 2009, and Series 2010 for debt service savings with the Tax-Exempt Venue Project Revenue Refunding Bonds, (Motor Vehicle Rental Tax), Series 2019. These series of bonds that have been issued represent the only outstanding County indebtedness secured by and payable from the Venue Taxes, all of which were issued to provide proceeds for the completion of the projects authorized at the 2008 election. As of October 1, 2023, the County had \$344,310,000 in combined venue project debt outstanding. The County is not legally authorized to issue additional bonds payable from the Venue Taxes without the approval of the voters at an election held for such purpose.

*Source: The County’s audited financial statements and information provided by the County.*

**AUTHORIZED BUT UNISSUED TAX BONDS**

The County has the following authorized but unissued bonds payable from the \$0.80 Constitutional Tax Rate Limitation:

<u>Purpose</u>	<u>Date Authorized</u>	<u>Original Amount Authorized</u>	<u>Amount Previously Issued</u>	<u>Amount Being Issued</u>	<u>Unissued Balance</u>
Detention Facilities	11-2-93	\$79,000,000	\$66,999,113	\$0	\$12,000,887
Detention Facilities	11-4-03	47,990,000	8,112,500	0	39,877,500
Parks & Comm. Facilities	11-4-03	5,925,000	975,000	0	4,950,000
Public Safety	11-4-03	4,750,000	312,500	0	4,437,500

The County has not previously held a bond election to authorize debt payable from the Flood Control Tax (hereinafter defined).

The County has no authorized but unissued bonds payable from its unlimited tax for County road projects.

(The remainder of this page has been left blank intentionally.)

**DEBT SERVICE REQUIREMENTS – LIMITED TAX INDEBTEDNESS\***

The following table sets forth the annual debt service requirements on the County's limited tax indebtedness. See "APPENDIX A – SELECTED FINANCIAL INFORMATION OF BEXAR COUNTY, TEXAS – Authorized But Unissued Tax Bonds" herein.

Fiscal Year	Principal	Interest	Total
2024	\$50,935,000.00	\$71,727,475.54	\$122,662,475.54
2025	57,385,000.00	73,135,412.54	130,520,412.54
2026	60,960,000.00	70,497,275.04	131,457,275.04
2027	67,515,000.00	67,939,498.78	135,454,498.78
2028	70,630,000.00	65,039,499.78	135,669,499.78
2029	74,845,000.00	61,982,140.18	136,827,140.18
2030	77,330,000.00	59,412,004.78	136,742,004.78
2031	83,410,000.00	56,837,279.32	140,247,279.32
2032	83,850,000.00	54,484,689.02	138,334,689.02
2033	88,170,000.00	51,863,931.58	140,033,931.58
2034	91,550,000.00	48,806,057.52	140,356,057.52
2035	95,820,000.00	45,718,050.02	141,538,050.02
2036	97,795,000.00	42,613,050.58	140,408,050.58
2037	102,125,000.00	39,093,149.78	141,218,149.78
2038	107,270,000.00	35,539,561.42	142,809,561.42
2039	110,905,000.00	31,583,757.68	142,488,757.68
2040	110,855,000.00	27,542,215.52	138,397,215.52
2041	106,165,000.00	23,476,815.08	129,641,815.08
2042	120,955,000.00	19,141,019.12	140,096,019.12
2043	123,120,000.00	14,703,583.98	137,823,583.98
2044	61,330,000.00	10,342,368.76	71,672,368.76
2045	69,435,000.00	7,719,068.76	77,154,068.76
2046	35,275,000.00	4,828,462.50	40,103,462.50
2047	31,560,000.00	3,281,587.50	34,841,587.50
2048	25,850,000.00	1,875,300.00	27,725,300.00
2049	<u>12,360,000.00</u>	<u>618,000.00</u>	<u>12,978,000.00</u>
	\$2,017,400,000.00	\$989,801,254.78	\$3,007,201,254.78

\* Preliminary, subject to change. Includes the Certificates. See table "OBLIGATIONS OUTSTANDING" herein.

**TAX ADEQUACY – LIMITED TAX DEBT**

Estimated Proceeds from \$0.0440 Limited Tax Using 2023 Taxable	
Assessed Valuation of \$229,665,909,400 at 97% Collected .....	\$98,021,410
Estimated Other Sources (includes funds from Advanced Transportation District) .....	24,725,000
Total Estimated Available Funds for 2023/2024 Debt Service .....	<u>122,746,410</u>
2023/2024 Limited Tax Debt Service Requirement .....	\$122,662,476*

\* Preliminary, subject to change. Includes the Certificates. See table "OBLIGATIONS OUTSTANDING" herein.

(The remainder of this page has been left blank intentionally.)

**DEBT SERVICE REQUIREMENTS – UNLIMITED TAX INDEBTEDNESS**

The following table sets forth the annual debt service requirements on the County’s unlimited tax indebtedness.

Fiscal Year End 9/30	Principal	Interest	Total Unlimited Tax Debt Debt Service
2024	\$2,090,000.00	\$468,300.00	\$2,558,300.00
2025	2,060,000.00	375,500.00	2,435,500.00
2026	2,165,000.00	272,500.00	2,437,500.00
2027	2,265,000.00	164,250.00	2,429,250.00
2028	1,020,000.00	51,000.00	1,071,000.00
	<u>\$9,600,000.00</u>	<u>\$1,331,550.00</u>	<u>\$10,931,550.00</u>

**TAX ADEQUACY – UNLIMITED TAX BONDS**

Estimated Proceeds from \$0.00115 Unlimited Tax Using 2023 Taxable Assessed Valuation of \$229,665,909,400 at 97% Collected .....	\$2,561,923
Estimated Other Sources .....	<u>0</u>
Total Estimated Available Funds for Unlimited Tax Debt Service .....	\$2,561,923
2023/2024 Unlimited Tax Debt Service Requirement .....	\$2,558,300*

\* In practice, the County has not levied a tax for its unlimited tax bonds. The County currently is covering the debt service from other lawfully available funds.

(The remainder of this page has been left blank intentionally.)

**DEBT SERVICE REQUIREMENTS – FLOOD CONTROL TAX INDEBTEDNESS**

The following table sets forth the annual debt service requirements on the County’s flood control tax indebtedness.

Fiscal Year	Principal	Interest	Total
30-Sep			
2024	\$11,125,000.00	\$8,289,650.56	\$19,414,650.56
2025	11,630,000.00	7,776,327.56	19,406,327.56
2026	12,180,000.00	7,236,527.56	19,416,527.56
2027	12,555,000.00	6,853,697.56	19,408,697.56
2028	13,965,000.00	6,444,144.46	20,409,144.46
2029	16,325,000.00	6,085,054.46	22,410,054.46
2030	17,575,000.00	5,458,235.66	23,033,235.66
2031	18,250,000.00	4,780,460.30	23,030,460.30
2032	18,625,000.00	4,405,061.50	23,030,061.50
2033	19,035,000.00	3,999,864.56	23,034,864.56
2034	19,520,000.00	3,514,484.70	23,034,484.70
2035	20,425,000.00	2,975,931.00	23,400,931.00
2036	20,820,000.00	2,423,048.00	23,243,048.00
2037	21,695,000.00	1,747,109.90	23,442,109.90
2038	15,295,000.00	1,035,424.70	16,330,424.70
2039	12,315,000.00	492,600.00	12,807,600.00
	<u>\$261,335,000.00</u>	<u>\$73,517,662.48</u>	<u>\$334,852,622.48</u>

**TAX ADEQUACY – FLOOD CONTROL TAX OBLIGATIONS**

Estimated Proceeds from \$0.00875 Flood Control Tax Using 2023 Taxable Assessed Valuation of \$229,665,909,400 at 97% Collected .....	\$18,824,566
Estimated Other Sources .....	<u>600,000</u>
Total Estimated Available Funds for Flood Control Tax Debt Service .....	\$19,424,566
2023/2024 Flood Control Tax Debt Service Requirement .....	\$19,414,651

(The remainder of this page has been left blank intentionally.)

### AD VALOREM TAX RATIOS

The following table sets forth the ratio of the County's indebtedness outstanding payable from ad valorem taxes to assessed value and indebtedness outstanding per capita:

Fiscal Year Ended 9/30	Assessed Value <sup>(a)</sup>	Net Indebtedness Outstanding <sup>(b)</sup>	Net Indebtedness Outstanding To Assessed Value <sup>(b)</sup>	Estimated Population	Net Indebtedness Outstanding Per Capita <sup>(b)</sup>
2010	\$98,534,455,781	\$807,814,960	0.82%	1,714,773	471.09
2011	97,339,404,992	778,915,692	0.80%	1,756,153	443.54
2012	97,400,452,480	892,019,727	0.92%	1,785,704	499.53
2013	98,919,272,876	1,463,475,000	1.48%	1,817,610	805.16
2014	104,364,039,107	1,432,475,000	1.37%	1,855,866	771.86
2015	112,155,491,718	1,527,285,000	1.36%	1,897,753	804.79
2016	127,819,594,631	1,586,720,000	1.24%	1,928,680	822.70
2017	140,024,361,173	1,672,900,000	1.19%	1,958,578	854.14
2018	150,933,852,946	1,683,565,000	1.12%	1,986,049	847.70
2019	161,131,453,490	1,846,190,000	1.15%	1,986,049	929.58
2020	172,332,699,081	1,933,060,000	1.12%	2,003,554	964.82
2021	182,629,182,936	1,885,600,000	1.03%	2,009,324	938.43
2022	191,621,280,326	2,006,080,000	1.05%	2,059,530	989.08

<sup>(a)</sup> Assessed values are net of exemptions. The basis of assessment is 100% of appraised value.

<sup>(b)</sup> Fiscal Year Ended 2022; does not include the Certificates.

### AD VALOREM TAX RATES

The following table shows the County's ad valorem tax rates per \$100 of assessed value for each of the tax years 2019 through 2023:

Purpose	2023	2022	2021	2020	2019
General Fund	\$0.236067	\$0.236067	0.236067	\$0.237165	\$0.236250
Limited Tax Debt Service	0.040264	0.040264	0.040264	0.040264	0.041179
Equipment Obligations	0.000000	0.000000	0.000000	0.000000	0.000000
Total Limited Tax Rate	0.276331	0.276331	0.276331	0.277429	0.277429
Unlimited Tax Rate <sup>(1)</sup>	0.000000	0.000000	0.000000	0.000000	0.000000
Sub-Total	0.276331	0.276331	0.276331	0.277420	0.277429
Farm to Market Special Tax	0.010800	0.010800	0.010800	0.010800	0.010800
Flood Control Special Tax <sup>(2)</sup>	0.012868	0.012868	0.011268	0.012868	0.012868
Total Tax Rate	\$0.299999	\$0.299999	\$0.299999	\$0.301097	\$0.301097

<sup>(1)</sup> The County has historically utilized other lawfully available funds, including the Farm-to-Market and Lateral Road Tax to pay the debt service requirements on the County's unlimited tax road bonds.

<sup>(2)</sup> The County has previously entered into a contract, as amended, with the San Antonio River Authority ("SARA") pursuant to Section 411.003, as amended, Texas Local Government Code, for the accomplishment of plans and programs for flood control and soil conservation, pursuant to which the County agreed to annually assess and levy a portion of the Flood Control Tax at the rates and amounts set forth in the contract sufficient to meet the obligations of the County under the contract with SARA.

(The remainder of this page has been left blank intentionally.)

**PROPERTY TAX LEVIES AND COLLECTIONS**  
(Unaudited)

**County Tax Rate – General and Debt**

Fiscal Year	Collected Within the Fiscal Year of the Levy			Subsequent Collections	Total Collections to Date	Receivable	
	Taxes Levied For Fiscal Year	Amount	Percent of Levy	Taxes from Prior Year Levy	Amount	Percent Of Current Levy	Outstanding Taxes From Prior Years <sup>(1)</sup>
2013	\$288,449,751	\$284,572,346	98.7%	\$2,824,040	\$287,396,386	99.6%	\$13,399,256
2014	303,649,918	300,176,637	98.9%	2,015,755	302,192,392	99.5%	12,891,611
2015	312,332,006	309,128,544	99.0%	1,842,987	310,971,532	99.6%	12,486,407
2016	367,074,411	363,253,615	99.0%	1,772,822	365,026,436	99.4%	12,777,394
2017	396,044,482	391,792,920	98.9%	(315,803)	391,477,117	98.8%	13,542,280
2018	420,791,069	416,023,201	98.9%	683,915	416,707,116	99.0%	14,748,317
2019	428,204,105	423,133,579	98.8%	989,809	424,123,388	99.0%	15,124,852
2020	456,088,481	450,226,878	98.7%	1,170,892	451,397,770	99.0%	16,644,946
2021	480,211,458	474,374,569	98.8%	1,171,723	475,546,292	99.0%	17,504,435
2022	501,993,823	495,978,059	98.8%	-	495,978,059	98.8%	17,904,511

Source: Bexar County Tax Assessor-Collector TC-168 Reports.

<sup>(1)</sup> Outstanding taxes from prior years consists of all delinquent taxes from tax year 2022-1982 for County, and tax year 2022-1988 for flood.

**County Tax Rate – Flood and Debt**

Fiscal Year	Collected Within the Fiscal Year of the Levy			Subsequent Collections	Total Collections to Date	Receivable	
	Taxes Levied For Fiscal Year	Amount	Percent of Levy	Taxes from Prior Year Levy	Amount	Percent of Total	Outstanding Taxes from Prior Years <sup>(1)</sup>
2013	\$30,143,855	\$29,736,667	98.6%	\$294,989	\$30,031,656	99.6%	\$1,256,623
2014	31,892,713	31,526,569	98.9%	217,661	31,744,229	99.5%	1,216,575
2015	34,212,269	33,856,775	99.0%	208,158	34,064,933	99.6%	1,203,514
2016	21,854,015	21,614,187	98.9%	88,761	21,702,948	99.3%	1,086,536
2017	22,157,732	21,904,585	98.9%	(7,752)	21,896,833	98.8%	1,077,136
2018	19,515,953	19,275,734	98.8%	47,836	19,323,571	99.0%	1,089,329
2019	36,976,424	36,526,802	98.8%	89,077	36,615,879	99.0%	1,256,186
2020	39,423,270	38,908,868	98.7%	111,954	39,020,822	99.0%	1,417,068
2021	41,583,730	41,066,407	98.8%	135,342	41,201,748	99.1%	1,510,340
2022	43,747,379	43,209,654	98.8%	-	43,309,654	98.8%	1,562,567

Source: Bexar County Tax Assessor-Collector TC-168 Reports.

<sup>(1)</sup> Outstanding taxes from prior years consists of all delinquent taxes from tax year 2022-1982 for County, and tax year 2022-1988 for flood.

(The remainder of this page has been left blank intentionally.)

## TAXPAYERS BY CLASSIFICATION

### Property Valuations by Category

Classification	2023*		2022		2021	
	Assessed Valuation	Percent Of Total	Assessed Valuation	Percent Of Total	Assessed Valuation	Percent Of Total
<i>Real Estate:</i>						
Single Family Residential	\$178,538,724,994	57.91%	\$158,308,845,991	58.23%	\$125,418,421,914	55.89%
Multi-Family Residential	26,152,249,464	8.48%	22,847,178,099	8.40%	19,135,359,966	8.53%
Vacant-Platted Lots/Tracts	4,439,681,932	1.44%	3,537,460,437	1.30%	3,042,650,447	1.36%
Acreage (Land Only)	7,958,583,462	2.58%	7,002,205,886	2.58%	5,691,425,851	2.54%
Improvements	41,632,079	0.01%	42,177,463	0.02%	39,196,716	0.02%
Commercial & Industrial	52,543,216,808	17.04%	46,998,156,850	17.29%	41,542,834,299	18.51%
Oil/Gas/Other Mineral Res.	74,900,946	0.02%	65,180,698	0.02%	56,939,704	0.03%
<i>Personal:</i>						
Utilities	768,950,912	0.25%	733,396,594	0.27%	718,358,630	0.32%
Commercial	14,779,397,248	4.79%	12,799,998,126	4.71%	11,540,124,219	5.14%
Industrial	2,255,685,615	0.73%	2,171,609,733	0.80%	2,068,527,856	0.92%
Mobile Homes	696,578,161	0.23%	639,946,118	0.24%	376,186,768	0.17%
Residential Inventory	2,163,409,187	0.70%	1,731,096,284	0.64%	1,477,042,929	0.66%
Special Inventory	736,063,700	0.24%	675,506,980	0.25%	543,426,620	0.24%
Totally Exempt Property	17,144,496,735	5.56%	14,309,602,097	5.26%	12,750,511,437	5.68%
Total Valuation	\$308,293,571,243		\$271,862,361,356		\$224,401,007,356	
Less Exemptions/Exclusions	78,627,661,843	100.00%	66,606,672,096	100.00%	32,779,727,030	100.00%
Net Taxable Assessed Valuation	<u>\$229,665,909,400</u>		<u>\$205,255,689,260</u>		<u>\$191,621,280,326</u>	

Source: Bexar County Appraisal District

\* The 2023 values as shown are the grand total valuations and they include \$21,200,205,104 in valuations that are still under review.

### EXEMPTIONS AND REDUCTIONS TO APPRAISED VALUES

	Tax Year		
	2023	2022	2021
65 and Over Exemptions on Homestead <sup>(a)(b)</sup>	\$6,976,399,955	\$6,817,024,169	\$6,588,456,549
Veterans Exemption	9,532,327,398	7,570,529,719	5,973,786,504
Freeport Loss	1,090,976,294	785,778,390	617,125,569
Productivity Loss	4,453,259,194	3,826,672,457	3,313,546,844
Abatement Loss	1,472,025,578	1,206,882,980	944,339,609
Totally Exempt Property	16,175,596,834	13,317,278,141	11,662,862,931
Other	24,346,584,647	19,477,630,679	1,211,643,697
Value Lost to 10% Cap	14,580,491,943	13,604,875,561	2,467,965,327
	<u>\$78,627,661,843</u>	<u>\$66,606,672,096</u>	<u>\$32,779,727,030</u>

Source: Comptroller of Public Accounts – County Reports of Property Value.

- <sup>(a)</sup> The County currently offers an exemption of \$50,000 to property owners that qualify as disabled persons and/or persons 65 years of age or older. The County has studied the effects to the property tax base and tax revenues of raising that exemption to levels between \$60,000 and \$100,000. The exact extent to which such an increase in the current exemption would negatively impact the County's future tax revenues is unknown. A number of studies, however, have been undertaken to measure the extent of the impact of an increase in the current exemption, and these studies have concluded that such an increase in the current exemption would cause a decrease in the rate of growth of future tax revenues to the County.
- <sup>(b)</sup> The County approved a local optional 20% homestead exemption in June 2022, effective for 2022 valuations.

(The remainder of this page has been left blank intentionally.)



**TEN LARGEST TAXPAYERS AND THEIR VALUATIONS**

The following table lists the ten taxpayers with the largest assessed values in the County as of September 30, 2022:

Taxpayer	Type of Business	2022 Net Assessed Valuation	Percent of Total 2022 Taxable Value
Microsoft Corporation	Technology	\$1,788,565,000	0.87%
HEB Grocery Company LP	Retail	1,726,995,076	0.84%
Methodist Healthcare System of San Antonio Ltd LLP	Medical	790,983,007	0.39%
Walmart Stores Inc #2404	Retail	654,026,104	0.32%
VHS San Antonio Partners LP	Medical	503,049,422	0.25%
Toyota Motor MFG Texas Inc	Manufacturing	475,468,778	0.23%
USAA	Finance/Insurance	358,297,466	0.17%
La Cantera Retail LP	Retail	344,684,520	0.17%
Frankel Family Trust	Trust	335,991,070	0.16%
<u>BREIT JWM San Antonio LP</u>	Hotel/Resort	<u>292,945,360</u>	<u>0.14%</u>
Total		\$7,271,005.803	3.54%

Source: *Bexar Appraisal District.*

**CONSOLIDATED OVERLAPPING GROSS FUNDED DEBT PAYABLE FROM AD VALOREM TAXES**

Expenditures of the various taxing bodies within the territory of the County are paid out of ad valorem taxes levied by these taxing bodies on properties within the County. These political taxing bodies are independent of the County and may incur borrowings to finance their expenditures. The following statement of direct and estimated overlapping ad valorem tax debt was developed from information contained in *Texas Municipal Reports* published by the Municipal Advisory Council of Texas. Except for the amounts relating to the County, the County has not independently verified the accuracy or completeness of such information, and no person should rely upon such information as being accurate or complete. Furthermore, certain of the entities listed below may have issued additional debt since the date stated in the table, and such entities may have programs requiring the issuance of substantial amounts of additional debt, the amount of which cannot be determined. The following table reflects the County's estimated share of overlapping gross debt of these various taxing bodies:

Taxing Body	Tax Debt Outstanding As of 8/31/2023	Estimated Overlapping	
		Percent	Tax Debt
Alamo CCD	\$773,715,000.00	89.92%	\$695,724,528.00
Alamo Heights ISD	168,615,000.00 <sup>(a)</sup>	100.00%	168,615,000.00
Alamo Heights, City of	15,960,000.00	100.00%	15,960,000.00
Balcones Heights, City of	493,000.00	100.00%	493,000.00
Bexar Co Hosp District	1,320,585,000.00	90.21%	1,191,299,728.50
Boerne ISD	377,925,232.05 <sup>(a)</sup>	31.19%	117,874,879.88
Castle Hills, City of	12,710,000.00	100.00%	12,710,000.00
Cibolo Canyons Special District	32,765,000.00	100.00%	32,765,000.00
Cibolo, City of	54,380,000.00 <sup>(a)</sup>	*	0.00
Comal ISD	1,092,450,214.10	14.71%	160,699,426.49
Converse, City of	26,245,000.00 <sup>(a)</sup>	100.00%	26,245,000.00
Crosswinds at South Lake Special Dist.	4,555,000.00 <sup>(a)</sup>	100.00%	4,555,000.00
East Central ISD	172,408,478.70	100.00%	172,408,478.70
Edgewood ISD	46,625,000.00	100.00%	46,625,000.00
Elmendorf, City of	12,329,358.16 <sup>(a)</sup>	99.13%	12,222,092.74
Fair Oaks Ranch, City of	5,320,000.00 <sup>(a)</sup>	62.19%	3,308,508.00
Floresville ISD	48,310,000.00	0.14%	67,634.00
Harlandale ISD	218,238,920.00	100.00%	218,238,920.00
Helotes, City of	6,165,000.00	100.00%	6,165,000.00
Hill Country Village, City of	0.00 <sup>(a)</sup>	100.00%	0.00
Hollywood Park, Town of	0.00	100.00%	0.00
Judson ISD	612,604,085.45 <sup>(a)</sup>	100.00%	612,604,085.45
Kirby, City of	5,655,000.00	100.00%	5,655,000.00
Lackland ISD	0.00	100.00%	0.00
Leon Valley, City of	6,170,000.00	100.00%	6,170,000.00
Lytle, City of	23,935,000.00	100.00%	23,935,000.00
Medina Valley ISD	8,975,000.00	0.80%	71,800.00

*(continued on the following page)*

North East ISD	551,805,685.50 <sup>(a)</sup>	51.02%	281,531,260.74
Northside ISD	1,261,620,000.00 <sup>(a)</sup>	100.00%	1,261,620,000.00
Olmos Park, City of	2,395,545,000.00 <sup>(a)</sup>	99.63%	2,386,681,483.50
Randolph Field ISD	5,495,000.00	100.00%	5,495,000.00
Redbird Ranch FWSD #2	2,879,000.00 <sup>(a)</sup>	100.00%	2,879,000.00
San Antonio ISD	18,815,000.00	69.95%	13,161,092.50
San Antonio MUD #1	1,436,029,987.50	100.00%	1,436,029,987.50
San Antonio, City of	510,000.00	100.00%	510,000.00
Sandy Oaks, City of	2,685,210,000.00	100.00%	2,685,210,000.00
Schertz, City of	665,000.00	100.00%	665,000.00
Schertz-Cibolo-Universal City ISD	100,885,000.00 <sup>(a)</sup>	14.45%	14,577,882.50
Selma, City of	357,148,232.45	16.13%	57,608,009.89
Shavano Park, City of	25,550,000.00	55.11%	14,080,605.00
Somerset ISD	12,224,240.00 <sup>(a)</sup>	100.00%	12,224,240.00
Somerset, City of	45,510,000.00	69.20%	31,492,920.00
South San Antonio ISD	2,112,000.00 <sup>(a)</sup>	100.00%	2,112,000.00
Southside ISD	130,711,709.75 <sup>(a)</sup>	100.00%	130,711,709.75
Southwest ISD	79,135,000.00 <sup>(a)</sup>	100.00%	79,135,000.00
Terrell Hills, City of	434,773,089.50	100.00%	434,773,089.50
Universal City, City of	5,645,000.00	100.00%	5,645,000.00
Von Ormy, City of	24,460,000.00	100.00%	24,460,000.00
Westpointe Special Improvement District	210,000.00	100.00%	210,000.00
Westside 211 Special District	18,965,000.00	100.00%	18,965,000.00
<u>Windcrest, City of</u>	16,205,000.00	100.00%	<u>16,205,000.00</u>
Total Overlapping			\$12,450,396,362.65

**Bexar County** \$2,288,335,000.00<sup>(b)</sup> **100.00%** **\$2,288,335,000.00<sup>(b)</sup>**

Total Direct and Overlapping Debt \$13,600,098,125.00

Total Direct and Overlapping Debt % of Assessed Valuation 5.92%

Total Direct and Overlapping Debt per Capita \$6,639.73

Included above, the County, on behalf of the Bexar County Hospital District (the "District"), has seven issues of debt obligations outstanding in the amount of \$1,320,585,000. The District is a political subdivision of the State of Texas whose boundaries are coterminous with the County's boundaries. Though this ad valorem tax is separate from the County's, belonging exclusively to the District pursuant to independent authority under the Texas Constitution, these obligations will be primarily payable from ad valorem taxes levied and assessed, on behalf of the District, upon property located within both the County and the District (which is substantially the same as the property of the County upon which the ad valorem taxes securing the Certificates and the Non-Flood Certificates are levied, assessed, and collected).

*NOTE: All outstanding capital appreciation bonds are shown at the original issue amount.*

<sup>(a)</sup> Certain bonds issued by Texas independent school districts are eligible for payment from the State of Texas "Instructional Facilities Allotments" and from "Existing Debt Allotments." These bonds, while obligations of the districts, are payable in whole or in part from district allocations of State funds. Such funding may vary between districts and from year to year depending upon the State's contributions.

<sup>(b)</sup> Preliminary, subject to change. Includes the Certificates.

(The remainder of this page has been left blank intentionally.)

**CURRENT TAX DEBT SERVICE REQUIREMENTS<sup>(1)</sup>**

The following table sets forth the annual debt service requirements on all of the County’s outstanding Tax Debt.

Fiscal Year Ending 9/30	Principal	Interest	Total Tax Debt Debt Service
2024	\$64,150,000.00	\$80,485,426.10	\$144,635,426.10
2025	71,075,000.00	81,287,240.10	152,362,240.10
2026	75,305,000.00	78,006,302.60	153,311,302.60
2027	82,335,000.00	74,957,446.34	157,292,446.34
2028	85,615,000.00	71,534,644.24	157,149,644.24
2029	91,170,000.00	68,067,194.64	159,237,194.64
2030	94,905,000.00	64,870,240.44	159,775,240.44
2031	101,660,000.00	61,617,739.62	163,277,739.62
2032	102,475,000.00	58,889,750.52	161,364,750.52
2033	107,205,000.00	55,863,796.14	163,068,796.14
2034	111,070,000.00	52,320,542.22	163,390,542.22
2035	116,245,000.00	48,693,981.02	164,938,981.02
2036	118,615,000.00	45,036,098.58	163,651,098.58
2037	123,820,000.00	40,840,259.68	164,660,259.68
2038	122,565,000.00	36,574,986.12	159,139,986.12
2039	123,220,000.00	32,076,357.68	155,296,357.68
2040	110,855,000.00	27,542,215.52	138,397,215.52
2041	106,165,000.00	23,476,815.08	129,641,815.08
2042	120,955,000.00	19,141,019.12	140,096,019.12
2043	123,120,000.00	14,703,583.98	137,823,583.98
2044	61,330,000.00	10,342,368.76	71,672,368.76
2045	69,435,000.00	7,719,068.76	77,154,068.76
2046	35,275,000.00	4,828,462.50	40,103,462.50
2047	31,560,000.00	3,281,587.50	34,841,587.50
2048	25,850,000.00	1,875,300.00	27,725,300.00
2049	12,360,000.00	618,000.00	12,978,000.00
	<u>\$2,288,335,000.00</u>	<u>\$1,064,650,427.26</u>	<u>\$3,352,985,427.26</u>

<sup>(1)</sup> Preliminary, subject to change. Includes the Certificates.

**THE COUNTY**

**Creation and Location**

The County was created in 1836 and organized in 1837 as one of the original counties of the Republic of Texas and is now the fourth most populous of the 254 counties in the State. The County is located in south central Texas and is a component of the San Antonio Metropolitan Statistical Area, the nation’s twenty-fourth largest Metropolitan Statistical Area and the third largest in the State in 2010. According to the U.S. Census, the 2020 population of the County was 2,048,290. See APPENDIX B for more information concerning the County.

The principal city within the County is San Antonio, Texas, the county seat. The economy is based on manufacturing, agriculture, mineral production, medical facilities, military activities, and tourism.

**Administration of the County**

Those officials having responsibility for the financial administration of the County are the County Judge and four County Commissioners (the “Commissioners Court”), the County Tax Assessor Collector, and the County Clerk (all of whom are elected officials), the County Auditor (who is appointed by the District Judges), and the Budget Officer (who is an employee of Commissioners Court). See page iii in the body of the Official Statement for the names of the current office holders.

The Commissioners Court is the governing body of the County. It has certain powers expressly granted by the Texas Constitution and by the State Legislature and powers necessarily implied from such grants. Among other things, it approves the budget, determines the tax rates, approves contracts in the name of the County, determines whether indebtedness should be authorized and issued, and appoints certain County officials.

The County Judge is the presiding official of the Commissioners Court and is elected for a four-year term by the voters of the County. Each Commissioner represents one of the four precincts into which the County is divided. Each of the four Commissioners is elected by the voters of their precinct for a four-year term.

The Tax Assessor Collector is responsible for collecting ad valorem taxes, collecting certain State and County fees and other taxes.

The County Clerk's duties include treasurer responsibilities as related to depositing money received by the County in the depository selected by the Commissioners Court and cosigning all of the County's checks. In addition, the County Clerk is the Clerk of the Commissioners Court and civil, criminal, and probate courts. The County Clerk is also the recorder of the County and issues and records, marriage licenses, assumed business names, and records military discharges, cattle brands, uniform commercial code filings, and deeds.

The County Auditor is the chief financial officer of the County and is responsible for substantially all County finance and accounting control functions. The responsibilities include those of auditing, accounting system design, financial planning, financial relations, payroll and is charged statutorily with strict enforcement of the law governing county finances. The County Auditor is appointed for a two-year term by, and is accountable to the 27 State District Judges whose courts are located in the County.

The County Manager is appointed by the Commissioners Court and is responsible for preparing the County's annual budget. These responsibilities also include those of County Budget Officer and Chief Investment Officer, debt issuance planning and health insurance administration. In addition, the County Manager develops the long range financial forecast and completes special studies and cost/benefit analyses of various issues that have a fiscal impact on the County.

**Employees**

The following table shows the number and employment category of the County's employees on September 30, years 2016 through 2022.

	<u>2022</u>	<u>2021</u>	<u>2020</u>	<u>2019</u>	<u>2018</u>	<u>2017</u>	<u>2016</u>
General Government	1,057	1,014	1,037	1028	948	948	935
Judicial	863	825	831	795	789	778	754
Public Safety	3,163	2,883	2,931	2,906	2,708	2,742	2,724
Education & Recreation	86	90	91	90	87	86	81
Public Works	288	281	279	275	274	267	264
Health & Public Welfare	109	85	81	91	68	98	87
Total	<u>5,566</u>	<u>5,178</u>	<u>5,250</u>	<u>5,185</u>	<u>4,874</u>	<u>4,919</u>	<u>4,845</u>

**County Services**

The County operates a jail and detention system and various parking facilities, constructs and maintains roads, and provides various levels of civil and criminal courts, a district attorney's office, a county sheriff's department, juvenile probation and detention, parks, and certain other public health and social welfare services.

The Bexar County Hospital District which uses the assumed name University Health System (the "System"), is a political subdivision of the State which owns and operates several health care facilities and is the major teaching facility for the University of Texas Health Science Center. The Commissioners Court appoints the governing body of the System and approves the System's annual budget. The financial information contained herein does not include information concerning the System.

The financial statements of the County include the Bexar County Housing Finance Corporation, the Bexar County Health Facilities Development Corporation, and the Bexar County Industrial Development Corporation as blended component units.

In March 2005, the Commissioners Court recognized the Deputy Sheriff's Association of Bexar County ("DSABC") as the exclusive bargaining agent for collective bargaining under Section 174.101 of the Texas Local Government Code. The DSABC represents all Sheriff's Office uniformed employees in the Detention and Law Enforcement careers and a majority of the senior management.

The purpose of bargaining is to come to an agreement pertaining to wages, hours and conditions of employment and enter into a contract between members of the DSABC and the County. In December 2016, a new collective bargaining

agreement was approved by the County and DSABC. The agreement has an initial four-year term effective December 23, 2016 through September 30, 2020, which was later extended to expire in 2027. Pursuant to the agreement, Detention Officers and Corporals receive a 15% salary increase through 2023, a lump sum paying of \$2,000 per deputy on the first pay period of the agreement, and the creation of a citizens advisory board for the complaint review process.

## RETIREMENT PROGRAM

### Plan Description

The County provides retirement, disability, and death benefits for all of its eligible employees through a nontraditional defined benefit pension plan in the statewide Texas County and District Retirement System ("TCDRS"). The Board of Trustees of TCDRS is responsible for the administration of the statewide agent multiple-employer public employee retirement system which consists of 677 nontraditional defined benefit pension plans. TCDRS, in the aggregate, issues an Annual Comprehensive Financial Report ("ACFR") on a calendar year basis. The ACFR is available upon written request from the TCDRS Board of Trustees at P.O. Box 2034, Austin, Texas 78768-2034.

The plan provisions are adopted and may be amended by the governing body of the County within the options available in the State statutes governing TCDRS ("TCDRS Act"). Members can retire at ages 60 and above with eight or more years of service, with 20 years of service regardless of age, or when the sum of their age and years of service equals 75 or more. Members are vested after eight years of service but must leave their accumulated deposits in the plan to receive any employer-financed benefit. Members who withdraw their personal deposits in a lump sum and who are not eligible to retire are not entitled to any amounts contributed by their employer.

Benefit amounts are determined by the sum of the employees' deposits to the plan, with interest, and employer-financed monetary credits. The level of these monetary credits is adopted by the governing body of the employer within the actuarial constraints imposed by the TCDRS Act, so that the resulting benefits can be expected to be adequately financed by the employer's commitment to contribute. At retirement, death, or disability, the benefit is calculated by converting the sum of the employee's accumulated deposits and the employer-financed monetary credits to a monthly annuity using annuity purchase rates prescribed by the TCDRS Act.

### Funding Policy

The County has elected the Annually Determined Contribution Rate plan provisions of the TCDRS Act. The plan is funded by monthly contributions from both employee members and the employer based on the covered payroll of employee members. Under the TCDRS Act, the contribution rate of the employer is actuarially determined annually. The County contributed using the actuarially determined rate of 13.86% of covered payroll for the months of the calendar year in 2021, and 14.44% of covered payroll for the months of the 2022 calendar year.

The deposit rate payable by all employee members for the calendar years 2021 and 2022 is 7.00% as adopted by the Commissioners Court. The employee deposit rate and the employer contribution rate may be changed by the governing body of the employer within the options available in the TCDRS Act.

### Changes in the Net Pension Liability

	Increase/Decrease		
	Total Pension Liability (a)	Fiduciary Net Position (b)	Net Pension Liability/(Asset) (a) – (b)
Balances as of December 31, 2020	\$1,628,977,111	\$1,462,332,443	\$166,644,668
Changes for the year:			
Service cost	41,246,758	-	41,246,758
Interest on total pension liability	125,788,379	-	125,788,379
Effect of plan changes	-	-	-
Effect of economic/demographic gains or losses	(12,336,902)	-	(12,336,902)
Effect of assumption changes or inputs	3,038,904	-	3,038,904
Refund of contributions	(3,577,843)	(3,577,843)	-
Benefit payments	(81,980,141)	(81,980,141)	-
Administrative expenses	-	(964,947)	964,947
Member contributions	-	19,450,624	(19,450,624)
Net investment income	-	323,834,209	(323,834,209)
Employer contributions	-	38,405,414	(38,405,414)
Other	-	(374,168)	374,168
Balances as of December 31, 2021	<u>\$1,701,156,265</u>	<u>\$1,757,125,590</u>	<u>\$(55,969,325)</u>

(The remainder of this page has been left blank intentionally.)

	January 1, 2021 to December 31, 2021
<i>Pension Expense/(Income)</i>	
Service Cost	\$41,246,758
Interest on total pension liability	125,788,379
Administrative expenses	964,947
Member contributions	(19,450,624)
Expected investment return net of investment expenses	(112,066,138)
Recognition of deferred inflows/outflows of resources	
Recognition of economic/demographic gains or losses	(3,342,717)
Recognition of assumption changes or inputs	20,593,114
Recognition of investments gains or losses	(58,290,371)
Other	374,168
Pension expense/(income)	<u>\$(4,182,484)</u>

### **Reporting Liabilities for Other Post-Employment Benefits (OPEB)**

The Governmental Accounting Standards Board has issued Statement No. 75 ("GASB 75"), "Accounting and Financial Reporting by Employers for Post-Employment Benefits Other Than Pensions". GASB 75 establishes financial reporting standards for other post-employment benefit plans. Currently the County has established a post-employment healthcare plan for full-time regular employees that retire after January 1, 2000. In order to comply with GASB 75, beginning with FY 2007-08, the County started reporting the accrued liability for Other Post-Employment Benefits ("OPEB"). Although this reporting is not required by law, it is part of Generally Accepted Accounting Principles ("GAAP"). Furthermore, bond rating agencies such as Moody's, Fitch, and S&P have stated that GASB 75 compliance will be considered when assigning credit ratings for local governments.

In FY 2006-07, the County retained L&E Actuaries and Consultants to do an actuarial study on the County's potential OPEB liabilities. This study showed that as of May 1, 2007, the County's unfunded actuarial accrued liability ("UAAL") was \$117,676,388 and the County's annual contribution requirement ("ARC") was \$10,336,862 (assuming a 4.5% investment rate of return) of which \$5,150,000, approximately 50%, was programmed by the County in the 2007-08 fiscal year budget to begin assessing this liability. A second actuarial study was performed for fiscal year ending September 30, 2009 to confirm these initial findings. This study showed that as of October 1, 2008, the County's UAAL was \$128,591,423, and the County's ARC was \$10,046,870 (assuming a 4% investment rate return). A third actuarial study was performed for fiscal year ending September 30, 2011. This study showed that as of October 1, 2010, the County's UAAL was \$159,197,151 and the County's ARC was \$11,554,482 (assuming a 3.75% investment rate return). A fourth actuarial study was performed for fiscal year ending September 30, 2013. This study showed that as of October 1, 2012, the County's UAAL was \$166,600,965 and the County's ARC was \$12,016,077 (assuming a 3.75% investment rate return). A fifth actuarial study was performed for fiscal year ending September 30, 2015. This study showed that as of October 1, 2014, the County's UAAL was \$183,016,083 and the County's ARC was \$14,643,909 (assuming a 3.75% investment rate return). As of September 30, 2022, the County reported a net OPEB liability of \$187,140,419, which is based on a valuation date of October 1, 2021.

The County has continued to explore cost mitigation strategies and to develop a full funding plan to meet its OPEB liabilities. At this time the County has not and is not contemplating entering into any contracts that obligate the County to make future health care benefit payments and no such obligation exists under State law as the County, at its sole discretion, may reduce, modify, and/or terminate any post-employment healthcare benefit plans with any County employees. It is not the County's intention to establish an irrevocable trust for its OPEB liabilities, but rather report this liability as prescribed by GASB 75 and develop a structured funding mechanism with annual contributions maintained in a dedicated fund, thereby reducing the County's OPEB liability over a period of time.

(The remainder of this page has been left blank intentionally.)

**BEXAR COUNTY, TEXAS  
STATEMENT OF REVENUES, EXPENDITURES, AND  
CHANGES IN GENERAL FUND BALANCE**

For the Fiscal Year Ended September 30

	2022	2021	2020	2019	2018
<b>REVENUES:</b>					
Ad Valorem Taxes	\$424,861,363	\$404,776,824	\$382,072,235	\$359,764,015	\$336,475,868
Other Taxes, Licenses, Fees & Permits	36,183,830	27,906,709	27,099,934	29,697,479	28,243,732
Intergovernmental Revenue	6,027,491	6,807,251	7,494,064	7,747,200	9,002,943
Fines and Court Costs	9,695,599	9,615,159	10,217,027	14,244,353	14,498,101
Fees on Motor Vehicles	6,765,466	5,661,445	5,440,843	6,363,967	6,048,070
Other Fees	25,824,957	24,394,809	23,210,928	24,912,684	25,768,778
Commissions from Govt. Units	5,936,571	5,728,462	5,534,777	5,375,928	5,041,751
Revenue from Use of Assets	4,843,421	(255,580)	6,769,695	27,359,759	18,326,513
Sales Refunds and Miscellaneous	6,947,640	7,783,909	4,515,319	5,917,177	4,771,769
<b>TOTAL REVENUES</b>	<b>\$527,086,338</b>	<b>\$492,418,988</b>	<b>\$472,354,822</b>	<b>\$481,382,562</b>	<b>\$448,177,525</b>
<b>EXPENDITURES:</b>					
General Government	117,835,567	131,038,852	94,727,136	103,433,475	96,633,167
Judicial	127,135,357	107,246,177	107,998,321	108,540,231	106,834,093
Public Safety	243,673,288	219,949,982	190,405,187	223,958,054	211,247,224
Education and Recreation	8,790,526	7,030,492	7,680,733	7,281,151	6,813,019
Public Works	7,430,801	7,173,269	7,074,294	6,164,511	6,492,929
Health and Public Welfare	10,775,189	8,481,515	7,360,012	6,998,855	5,560,811
Capital Expenditures	582,781	132,294	374,471	295,669	540,840
Debt Service	3,352,082	-0-	-0-	-0-	-0-
<b>TOTAL EXPENDITURES</b>	<b>\$519,575,591</b>	<b>\$481,052,581</b>	<b>\$415,620,154</b>	<b>\$456,671,946</b>	<b>\$434,122,083</b>
Excess (Deficiency) of Revenues Over Expenditures	\$ 7,510,747	\$ 11,366,407	\$ 56,734,668	\$ 24,710,616	\$ 14,055,442
<b>OTHER FINANCING SOURCES (USES)</b>					
Operating Transfers In	56,331,994	921,911	113,445	110,965	305,043
Operating Transfers (Out)	(19,172,153)	(24,136,692)	(9,064,545)	(11,405,407)	(11,855,881)
Leases	18,937,023	-0-	-0-	-0-	-0-
<b>Total Other Financing Sources (Uses)</b>	<b>\$ 56,096,864</b>	<b>\$ (23,206,781)</b>	<b>\$ (8,951,100)</b>	<b>\$ (11,294,442)</b>	<b>\$ (11,550,838)</b>
<b>Net Change in Fund Balance</b>	<b>\$ 63,607,611</b>	<b>\$ (11,840,374)</b>	<b>\$ 47,783,568</b>	<b>\$ 13,416,174</b>	<b>\$ 2,504,604</b>
Beginning Fund Balance (Oct. 1)	\$142,514,911	\$154,355,285	\$106,571,717	\$ 93,155,543	\$ 90,650,939
Ending Fund Balance (Sept. 30)*	<u>\$206,122,522</u>	<u>\$142,514,911</u>	<u>\$154,355,285</u>	<u>\$106,571,717</u>	<u>\$ 93,155,543</u>

Source: County's Annual Financial Reports.

\* The County estimates its unaudited ending fund balance for the fiscal year ending September 30, 2023 is \$218,877,152.

(The remainder of this page has been left blank intentionally.)

(this page intentionally left blank)



**APPENDIX B**  
**GENERAL INFORMATION REGARDING BEXAR COUNTY, TEXAS**  
**AND THE CITY OF SAN ANTONIO, TEXAS**

(this page intentionally left blank)

## General Information Regarding Bexar County, Texas and the City of San Antonio, Texas

This Appendix contains a brief discussion of certain economic and demographic characteristics of the area in which the County is located which the County has prepared in connection with the issuance of the Certificates. Information in this Appendix has been obtained from the sources noted and certain of the information may be dated. The sources are believed to be reliable, although no investigation has been made to verify the accuracy of such information, nor is any representation made that the information provided is the most current that is available. Information concerning the City of San Antonio, Texas (the "City") and its operations is included in this Appendix solely for general information; the City is not obligated in any way to support payment of the Certificates.

### Creation and Location of the County

The County was organized in 1836 as one of the original counties of the Republic of Texas and is now the fourth most populous of the 254 counties in the State of Texas with a 2022 estimated population of 2,059,530. The County has an area of approximately 1,248 square miles and contains 28 incorporated cities within its boundaries.

The County is located in south central Texas and is a component of the Metropolitan Statistical Area ("MSA") of San Antonio. The San Antonio MSA is one of the nation's largest MSAs and the third largest MSA in Texas. The principal city within the County is San Antonio, the county seat. The City was founded in the early eighteenth century and was incorporated by the Republic of Texas in 1837. The City covers approximately 467 square miles and is located in south central Texas approximately 80 miles south of Austin, the state capital. The City's 2022 estimated population of 1,455,924 makes it the second largest city in Texas and the seventh largest in the United States.

The following table provides, at the dates shown, the population of the City, the County, and the Area MSA, which includes Bexar, Comal, Wilson and Guadalupe Counties.

Calendar Year	City of San Antonio	Bexar County	Area MSA
1960	587,718	687,151	736,066
1970	654,153	830,460	888,179
1980	786,023	988,870	1,088,881
1990	935,933	1,185,394	1,407,745
2000	1,144,646	1,392,931	1,711,703
2010	1,327,407	1,714,773	2,142,508
2020	1,581,730	2,048,290	2,550,960

Source: U.S. Census of Population.

### Economic Factors

The County has a diversified economic base which is composed of financial services, healthcare, agriculture, manufacturing, construction, military, and tourism. Support for these economic activities is demonstrated by the County's ongoing commitment to economic development projects along with ongoing infrastructure improvements to support the County's growing population. The County's unemployment rate in October 2023 was 4.3%, compared to the national unemployment rate in October 2023 of 3.9%.

### Financial Services

The largest private-sector employer in the financial services industry in the San Antonio area is United Services Automobile Association ("USAA"). The company has approximately 13 million customers, comprised of military members, veterans, and their families. The company currently employs over 35,000 people nationwide. While this sector is led by USAA, San Antonio is home to other insurance company headquarters and regional operations centers for many health care insurers. Insurers with substantial regional operations centers in San Antonio include: Nationwide Mutual Insurance Company, Caremark, United Health, and PacifiCare.

San Antonio is also home to a number of regional banking operations centers and financial services headquarters, such as Frost Bank, Broadway National Bank, Credit Human, Security Service Federal Credit Union ("SSFCU"), and USAA Federal Savings Bank. In December 2014, SSFCU, the largest credit union in Texas and seventh-largest credit union in the United States, established its corporate headquarters in San Antonio. In October of 2017, San Antonio-based lending institution Credit Human announced plans to invest \$113 million to construct a new state-of-the-art corporate headquarters on the City's Broadway corridor. The facility was completed and began operations in early 2021. The new headquarters brought 485 jobs to the City's urban core. Other companies with large regional operations centers in San Antonio include: Bank of America, Wells Fargo, J.P. Morgan Chase, Citigroup, Pentagon Federal Credit Union, and Victory Capital Management ("Victory Capital").

Headquartered in San Antonio, Victory Capital, a diversified global asset management firm, experienced growth in 2021. Victory Capital acquired three companies: THB Asset Management a Norwalk, Connecticut based company that

manages strategies in the U.S. micro-cap and midcap asset classes as well as international small-cap and global small-cap portfolios; New Energy Capital a leading alternative asset management firm focused on debt and equity investments in clean energy infrastructure projects and companies, and WestEnd Advisors, a leader in the fast-growing third-party ETF model space. Victory Capital ended 2021 with total assets under management of \$183.7 billion, a 25% increase over year-end 2020 and saw Gross long-term sales reach a record \$27.9 billion in 2021, which was 20% above the prior record level achieved in 2020.

## **Healthcare & Bioscience**

According to the Healthcare and Bioscience Economic Impact Study, a 2020 Economic Impact Study commissioned by the San Antonio Chamber of Commerce, the economic impact from this industry sector totaled approximately \$32.6 billion in 2019 measured conservatively, and \$42.4 billion by a more comprehensive estimate. The industry was composed of 187,825 jobs in 2019, meaning that more than one of every five employees in San Antonio works in the healthcare and bioscience industry. Since 2009, the healthcare and bioscience industry has added 46,602 net new jobs, an increase of 33%.

Central to the healthcare and bioscience industry is the University of Texas Health Science Center at San Antonio (“UT Health”), located on more than 100 acres in the heart of the medical center. A total of 4,290 students (including residents and fellows) are enrolled in UT Health’s five schools. UT Health employs a total workforce of 7,100 people with an operating budget of nearly \$1 billion, supporting campuses in San Antonio, Laredo, and the Rio Grande Valley. UT Health leads the world’s largest research group focused on combat-related PTSD and related conditions, with more than \$150 million dedicated to 60 related research projects.

Brooke Army Medical Center (“BAMC”) contains the largest inpatient medical facility in the Department of Defense (“DoD”), the only DoD Burn Center, and the only DoD Level 1 Trauma Center in the U.S. Wilford Hall Ambulatory Surgical Center (“WHASC”) at Joint Base San Antonio-Lackland is the largest outpatient ambulatory surgical center in the DoD with 37 graduate medical education programs. The facility provides primary and specialty care; outpatient surgery; a sleep center; a contingency aeromedical staging facility; and eye, hearing and diabetes centers of excellence. The San Antonio Military Health System (“SAMHS”) oversees the healthcare delivery of 240,000 DoD beneficiaries in the San Antonio metropolitan region with a staff of approximately 12,000 people. Healthcare services are provided by the BAMC and the WHASC. The SAMHS treatment facilities manage a total combined budget of over \$1.2 billion.

In June 2014, the University of the Incarnate Word (“UIW”) announced plans to build the City’s first osteopathic medical school (the “School of Medicine”) on the campus of Brooks City-Base (“Brooks”). Phase I of the medical school consisted of four buildings in the historic district of Brooks. The cost of building the School of Medicine was approximately \$50 million. After its opening in July 2017, the second 141-student class graduated in May 2022. In 2020, UIW announced plans to grow even further with their purchase of seven buildings spanning 23.5 acres on the Brooks campus.

The Texas Biomedical Research Institute (“Texas Biomed”) is one of the largest independent, non-profit, biomedical research institutions in the U.S. conducting internationally renowned fundamental and applied research in the medical sciences. With the nation’s only privately-owned biosafety level 4 laboratory, designed for maximum containment, Texas Biomed investigators can safely study deadly pathogens for which there currently are no treatments or vaccines, including potential bioterror agents and emerging diseases. Texas Biomed has history of success including work on the first COVID-19 vaccine, the first Ebola treatment, the first Hepatitis-C therapy, and thousands of developmental discoveries.

The University of Texas at San Antonio (“UTSA”) houses several research institutes. On December 16, 2021, UTSA announced that it achieved R1 Classification from the Carnegie Classification Institute of Higher Education. This classification highlights and validates the significant level of research activity and aligns UTSA with the nation’s top public and private research institutions. The Neurosciences Research Institute, previously Neuroscience Research Center, is tasked with training students in research skills while they perform basic neuroscience research on subjects such as aging and Alzheimer’s disease. UTSA is also a partner in Morris K. Udall Centers of Excellence for Parkinson’s Disease Research. A joint partnership between UTSA, UT Health, and the participation of Texas Biomed and the Southwest National Primate Research Center, has resulted in the formation of the San Antonio Institute of Cellular and Molecular Primatology (“SAICMP”). The focus of the SAICMP is the study of primate stem cells and early embryos to develop nonhuman model systems for studies of primate stem cells and their applications to regenerative medicine. The South Texas Center for Emerging Infectious Diseases was established to focus State and national attention on UTSA in the fields of molecular microbiology, immunology, medical mycology, virology, microbial genomics, vaccine development, and biodefense. UTSA has extensive research collaborations with local research organizations that reinforce and accelerate the research in each. These collaborations include UT Health, Southwest Research Institute (“SwRI”), BAMC and Joint Base Saint Antonio. In 2021, the SwRI initiated 98 new projects, investing more than \$8 million in internal research and contributed more than \$1.2 billion to the local economy, according to their 2021 Annual Report.

Founded in 2005, BioMedSA serves as a hub for the healthcare and bioscience industry, providing industry programming, convening industry leader forums to conquer challenges, communicating opportunities and resources, and facilitating key collaborations throughout San Antonio. BioMedSA was founded with the purpose of accelerating growth of the healthcare and bioscience sector, creating regional economic benefit, and contributing to the health of San Antonio and beyond by establishing San Antonio as a leader in healthcare and bioscience.

## Manufacturing

Advanced Manufacturing accounted for close to 52,000 jobs in San Antonio in December 2021, according to the Bureau of Labor Statistics. This is a 1.4% increase from the number of jobs available in the Advanced Manufacturing Industry in the previous year.

Toyota Motor Corporation, one of the largest manufacturing employers in San Antonio with an estimated workforce of over 3,000, expanded its local production in 2010, adding the production of the Tacoma truck. Toyota shifted its Tacoma manufacturing from Fremont, California to San Antonio, creating an additional 1,000 jobs and investing \$100 million in new personal property, inventory, and supplies. Toyota and its 23 onsite suppliers, located on San Antonio's south side, support Toyota's production of Tundra and Tacoma vehicles, generating an estimated annual impact of \$1.7 billion. Since their announcement in 2019, the company has invested approximately \$230 million of a \$391.8 million project in the South San Antonio plant, which will include new technology brought to the manufacturing line. This will allow the plant to be more flexible to meet market demand. This includes moving exclusive production of the Sequoia SUV model to San Antonio which began in 2022. By the end of 2021, Toyota neared completion of the expansion project which is estimated to bring more than \$10 billion in economic impact and 40,000 new jobs over 10 years, according to greater: SATX.

Navistar International Corporation ("Navistar"), a publicly-traded manufacturer of semi-trucks, construction trucks, school buses, and diesel engines for several automobile manufacturers was acquired by Traton Group, a subsidiary of Volkswagen for \$3.7 billion. Since this acquisition in 2021, Navistar built a high-tech \$250 million, 900,000-square-ft. factory on the San Antonio's south side near Mitchell Lake (completed and opened in March 2022) to expand its diesel engine and fully electric vehicle manufacturing in San Antonio. With their growing presence, Navistar currently employs about 500 people at the South Side Factory and will eventually employ more than 600 people. It is estimated that the project will bring in over \$5 billion in economic impact to the region over the next 10 years. Additionally, the facility houses the Advanced Technology Center which conducts validation, R&D testing on new engines and trucks, 100,000-mile simulations, and after-market modifications.

DeLorean Motor Company, a car manufacturing company, is set to open its new headquarters in Port San Antonio (the "Port") for the manufacturing of their new electric vehicles aided by the \$562,500 incentive package approved by City Council on April 14, 2022. The project is expected to bring 450 jobs in corporate, engineering, and development positions. Allocation of funds is contingent upon the successful completion of job creation milestones.

Brooks, a City designated Reinvestment Zone, continues to foster the development of its business and technology center on the south side of San Antonio through its aggressive business attraction and retention efforts. Recognized as one of the most innovative economic development projects in the United States, Brooks is a 1,308-acre community with approximately 350 acres available in undeveloped land. To further support advanced manufacturing in San Antonio, the County announced at the end of 2020 that they will be moving forward with constructing a new \$13 million workforce training facility located at Brooks. The Texas Federation for Advanced Manufacturing Education, an organization with 10 private manufacturing companies, will operate the facility. The industry-driven training facility offers short-term and long-term advanced manufacturing training programs by employers that sponsor the facility and has a more than 90% job acceptance rate at program's end and at least an 80% completion rate.

In June 2018, Brooks began work on a 350,000-square foot light industrial facility to help attract developers of various goods. This facility will help increase the appeal of Brooks as a hub for the advanced manufacturing industry, one of San Antonio's prominent target industries. Total economic activity attributed to businesses located in the Brooks campus supported over 3,300 jobs in 2019. In 2020, Brooks Amazon plans to open two new fulfillment centers and a new delivery station on their campus which would create over 1,500 new full-time jobs. The facility was leased to Amazon in 2021 to serve as a delivery facility, creating more than 500 full- and part-time jobs with additional opportunities for independent delivery contractors and entrepreneurs.

Nissei Plastic Industrial ("Nissei") manufacturers is a Japanese company that specializes in large-scale injection molding machinery. During a trade mission to Japan in 2014, this company was engaged as they showed interest in expanding to the U.S. After a visit to San Antonio, the company acquired nine acres of land at Brooks to establish a manufacturing and assembly facility to serve the U.S. and Mexico markets. The grand opening of the new assembly plant took place on May 14, 2018. In 2021, Nissei announced plans to move and consolidate its U.S. headquarters to its Brooks facility in San Antonio's South Side from its main office in California.

H-E-B not only serves as a major employer through its headquarters and retail operations, but it is also a significant manufacturer. The company operates several food manufacturing facilities throughout the County, including a large snack food manufacturing facility, milk processing plant, and meat processing plant. The company is fully vertically integrated, so its rapidly-expanding retail footprint throughout Texas and Mexico is supported by the local HQ, manufacturing, and logistics operations, each of which is a major contributor to the County's employment and economic growth. The entire enterprise is an advanced data analytics company, and the HQ facilities include many employees in the high-tech sectors, including data analytics and artificial intelligence, which are driving innovation in the grocery retail industry.

## Information Technology

The information technology industry plays a major role in San Antonio. According to the Bureau of Labor Statistics, the Information Technology (the "IT") Sector in San Antonio accounted for close to 19,000 jobs as of December 2021. This is a 3.3% increase from the number of jobs available at the same time last year. The information technology industry plays a major role in the County's area.

The San Antonio Information Technology industry had an economic impact in excess of \$10 billion in 2018. San Antonio boasts some of the most sophisticated uses of IT in the world, even though much of that advanced usage remains undisclosed for security reasons, as the community is home to a large concentration of military and intelligence agencies charged with the missions of intelligence, surveillance and reconnaissance, information operations and network defense, attack, and exploitation. San Antonio possesses the second-largest cluster of cyber and cybersecurity professionals in the nation outside the National Capital Region. Numerous San Antonio entities have missions and operations in the cyber and cybersecurity sector. The most prominent organization representing the DoD with cyber and cybersecurity missions in San Antonio are the 16th Air Force (formerly the 24th Air Force and 25th Air Force, which were merged in November 2019), and the National Security Agency-Texas. Other federal entities performing cyber missions are FBI-San Antonio, the U.S. Secret Service, and the Department of Homeland Security. Nearly 40 cybersecurity companies are headquartered in the city with another 35 national cybersecurity employers operating in the cybersecurity sector, according to the San Antonio Chamber of Commerce.

UTSA hosts the nation's top cybersecurity program, and UTSA's National Security Collaboration Center ("NSCC"), which was developed to better align partnerships and collaboration between UTSA professors, students, and leading public and private partners. The NSCC is a Government-University-Industry ecosystem, attracting diverse thinkers and problem-solvers to join the national security conversation to uncover transdisciplinary solutions collectively. The NSCC will enhance the cybersecurity ecosystem in the region and provide state-of-the-art space housing computational capabilities, including a Sensitive Compartmented Information Facility and an Innovation Factory where academia, industry, and government can rapidly develop products for application in the national security enterprise. The NSCC will be housed in downtown San Antonio at the School of Data Science along with a proposed \$161.2 million Innovation, Entrepreneurship and Careers Building. These major initiatives will anchor UTSA to the downtown "Tech District" and act as a catalyst for economic and community investments in the San Pedro Creek area.

The Alamo Regional Security Operations Center is an initiative led by the City and its partners at the San Antonio Water System ("SAWS") and CPS Energy. The initiative created a centralized security operations facility for real-time, collaborative cybersecurity information sharing among municipally owned entities in the San Antonio Area. In 2020, the San Antonio City Council approved \$2.5 million toward the effort to build a new state-of-the-art integrated facility at the Port, which officially launched in December 2021 with the goal of becoming the model Urban Cyber Security Center of Excellence.

Geekdom is a collaborative coworking space in San Antonio. At over 44,000 square feet, Geekdom is home to more than 1,700 members, and is one of the largest collaborative co-working spaces in Texas. Geekdom's partners include USAA, Rackspace, Codeup, and Salesforce. Project Tech, located at the Port, is a new facility specifically designed to meet the growing needs of the area's cybersecurity ecosystem.

Project Tech will enable the expansion of cybersecurity operations and personnel while growing a campus environment that supports closer collaboration between high-ranking experts in cybersecurity and their technical counterparts in aviation, advanced manufacturing, and other targeted industries. Phase I was completed in early 2018 and Project Tech officially opened its doors in May 2018. In 2019, the Port Board of Directors approved the construction of a second Project Tech building, a new five-story, 174,000 square-foot office building. The two (2) operations are expected to support 800-1,000 jobs at full capacity. In addition, the Port is developing an innovation campus focused on supporting military and commercial solutions for applied technologies in critical infrastructure, manufacturing, transportation, and related sectors. The center pieces are a full spectrum, 130,000 square foot Innovation Center and Arena, which opened in May 2022. The campus will showcase capabilities and new technologies, offer education space, office and lab facilities, house the San Antonio Museum of Science and Technology, and serve as a hub for new and developing cybersecurity ideas and innovations. Additionally, the dynamic Tech Port Center and Arena offers one of the biggest Esports arena in Texas, a LAN gaming space, food hall, and an arena/convention center space. The Innovation Center and Tech II investments further bolster the Port's operations and importance for the tech and cybersecurity industry, along with the over 80 companies and 16,000 people already working at the Port.

The development and growth of the IT and cybersecurity industry has led to numerous global tech companies moving to San Antonio. In 2021, such growth was led by Jungle Disk, a San Antonio-based cybersecurity company for small businesses and Dry Line Partners LLC ("Dry Line"), San Antonio and Austin-based private equity fund and Geekdom partner, which has global investors and focuses on acquiring tech companies within the business-to-business space. Jungle Disk acquired three complementary cyber businesses, KeepItSafe, LiveVault, and OffsiteDataSync, from tech holdings company J2 Global Inc. Through the backing of Dry Line and Porthcawl Holdings LLC, owner of Jungle Disk. The acquisitions make Jungle Disk the second-largest privately held tech company in San Antonio in terms of revenue and will add thousands of customers in heavy regulated industries across four continents.

## **Hospitality**

Before COVID-19 induced shutdowns, San Antonio's hospitality industry continued to be a driving force in the local economy. The latest study using data from 2017 shows an economic impact of \$15.2 billion, according to the San Antonio Chamber of Commerce. The estimated annual payroll for the industry is \$3.23 billion, and the industry employs more than 140,188 people. The hospitality industry employs 1 out of every 7 workers in the San Antonio metropolitan area. The transportation and travel sector employs 8,810, the entertainment sector employs 14,547, the lodging sector employs 16,000, and the food and beverage sector employs 100,831. The COVID-19 pandemic has caused negative implications on the County's hospitality industry, however the County remains cautiously optimistic of the recovery in the near-term future.

The JW Marriott, which is currently the number one producing hotel for the County in terms of hotel occupancy tax collections, embarked on a \$16 million expansion project in 2015. The project, which was completed in the Spring of 2016, includes two water slides, a whirlpool, an artificial sand beach, and a 13,000 square foot pavilion. This is the first major expansion the resort has undertaken since it opened in January 2010.

Another development set to increase the hospitality industry in the downtown area is the construction of a Hilton Canopy Hotel, with an estimated cost of \$39 million, consisting of 20-stories and 197 rooms. The Canopy by Hilton San Antonio River Walk also features more than 3,000 square feet of meeting space and a restaurant with an outdoor terrace overlooking the River Walk.

## **Tourism**

The list of attractions in the San Antonio area include, among many others, the Alamo and the other four Spanish Missions that are part of the 2015 UNESCO World Heritage Site Designation (as well as other sites of historic significance), the River Walk, and three major theme parks (Six Flags Fiesta Texas, SeaWorld San Antonio, and Morgan's Wonderland). San Antonio attracted 39 million visitors in 2018. Of these, over 23 million were overnight leisure visitors, placing San Antonio as one of the top United States destinations in Texas.

The San Antonio River Improvement Project, an investment by the County, the City, and the United States Army Corps of Engineers with the San Antonio River Authority providing project and technical management, recently completed the two major portions of its flood control, amenities, ecosystem restoration and recreational improvements to the San Antonio River. The Museum Reach, as the northern portion is known, extends from the downtown area north to the San Antonio Museum of Art and the 125-year-old Pearl Brewery complex, where shopping, dining, and entertainment venues have been built and continue to be expanded. The southern portion, known as the Mission Reach, connects the downtown river area to the UNESCO world heritage Spanish Missions in the southern part of San Antonio. Additionally, the City of San Antonio and the County will invest approximately \$236 million in revitalizing a 2 mile stretch of San Pedro Creek, a waterway on the west side of downtown.

## **Conventions**

The City is considered one of the top convention cities in the country. To build upon that reputation, in 2016 the City of San Antonio completed a \$325 million expansion of the Henry B. Gonzalez Convention Center. The transformation included 800,000 feet of new construction and the addition of 78,000 square feet to the existing building to better accommodate larger, more varied events. The Henry B. Gonzalez Convention Center holds events and conventions throughout the year, strengthening the City of San Antonio's tourism industry prominence. The convention center boasts an incredible 1.6 million square-foot footprint with 514,000 square-feet of contiguous exhibit space, 86,500 square feet of column-free multi-purpose space, 70 meeting spaces, and a 54,000 square-foot ballroom. With the previous expansion of the Grand Hyatt Hotel to 1,003-rooms and with the opening of the 1,002-room JW Marriott, the City will be able to host larger conventions and meetings, and more of them, in the years to come. The City continues to be proactive in attracting convention business through its management practices and marketing efforts.

The following table shows both overall City performance as well as convention activity booked and hosted by the San Antonio Convention & Visitors Bureau for the calendar years indicated:

(The remainder of this page has been left blank intentionally.)

Calendar Year	Hotel Occupancy <sup>(1)</sup>	Hotel (RevPAR) <sup>(1)</sup>	Room Nights Sold <sup>(1)</sup>	Convention Attendance <sup>(2)</sup>	Convention Room Nights <sup>(2)</sup>	Convention Delegate Expenditures (Millions) <sup>(2)</sup>
2011	61.3%	\$58.08	8,236,019	499,171	637,593	\$593.0
2012	63.5%	60.79	8,651,826	449,202	635,829	533.7
2013	63.1%	63.44	8,610,676	712,577	734,190	846.6
2014	65.3%	67.03	8,874,090	652,443	725,333	775.1
2015	65.7%	69.55	8,913,575	699,662	773,569	831.2
2016	65.9%	72.12	9,116,363	637,658	676,501	N/A <sup>(3)</sup>
2017	66.0%	73.45	9,268,201	823,561	816,582	N/A <sup>(3)</sup>
2018	67.1%	77.88	9,568,119	672,288	882,650	N/A <sup>(3)</sup>
2019	67.4%	75.98	9,989,643	605,093	766,259	N/A <sup>(3)</sup>
2020	42.1%	37.10	5,986,600	218,957	181,737	N/A <sup>(3)</sup>
2021	59.1%	64.04	8,727,861	238,192	287,167	N/A <sup>(3)</sup>
2022	62.6%	79.61	9,250,267	541,587	596,512	N/A <sup>(3)</sup>

Source: Visit San Antonio.

<sup>(1)</sup> Data obtained from Smith Travel Research ("STR") based on hotels in the San Antonio selected zip code.

<sup>(2)</sup> Reflects only those conventions hosted by the Visit San Antonio.

<sup>(3)</sup> The Convention Delegate Expenditures for 2016-2022 are not currently available from Visit San Antonio. Visit San Antonio is in the process of reviewing and recalibrating the methodology for calculating the Convention Delegate Expenditures and the County can make no representation as to when, or if, such calibrations will again be made.

## Oil, Gas, & Renewables

San Antonio is the largest metropolitan area adjacent to the Eagle Ford Shale and will continue to receive economic benefits. Beyond the Eagle Ford Shale field, the County is home to Valero Energy, the largest refiner of petroleum in the U.S., and Andeavor (formerly Tesoro) the 5th largest refiner. The County benefits from refinery operations both here and in the Corpus Christi area. In 2022, it was projected that the County used 14,000 barrels of oil per day for refining.

Additionally, in 10 years, the gross county product will be an estimated \$3.92 billion and the total output will be an estimated \$6.65 billion. For the estimated 24,280 jobs supported, the total payroll will have increased to \$1.1 billion.

On the renewable energy front, San Antonio ranked 7th per capita nationally, and 1st in Texas, for installed solar power capacity as of 2018. Solar capacity in the area increased 26% in 2018, when compared to 2017, with further capacity planned. CPS Energy expects to use renewable sources to provide 20% of its power by 2020, up from 15% in 2015. As it stands today, solar power represents 7.4% of CPS Energy's generating capacity.

## Military Industry

The growth in new missions and significant construction activities brought about by Base Realignment and Closure ("BRAC 2005") strengthened the area's role as a leading military research, training, and education center. One of the major outcomes of BRAC 2005 was the creation of Joint Base San Antonio ("JBSA") which is the largest joint base in the DoD. JBSA consolidates all the base support functions, real property, and land for JBSA-Lackland, JBSA-Randolph, and JBSA-Fort Sam Houston (including Camp Bullis) under the 502nd Air Base Wing. JBSA (includes over 46,500 acres), supports over 80,000 personnel, has a plant replacement value of \$30 billion, and an annual budget of \$800 million. Over 138,000 personnel are trained at JBSA facilities every year. In addition, JBSA currently has approximately \$275 million in Military Construction ("MILCON") projects underway making it the largest MILCON program in the Air Force.

JBSA and its 266 mission partners represent a significant component of the County's economy providing an annual economic impact, when combined with other DoD contracts and contractors, military retirees, veterans, and direct and indirect jobs.

One of the other significant events brought about by BRAC 2005 is the realignment of medical facilities resulting in a major positive impact on military medicine in the area, with \$3.2 billion in construction and the addition of approximately 12,500 jobs at the JBSA complex. Currently, BAMC continues to play a critical role in patient care, graduate medical education, and research, as well as caring for wounded military service members, and civilian members of the community. Along with other institutions, BAMC provides support to 22 counties in Southwest Texas, covering over 26,000 square miles and servicing over 2.2 million people. Regarded as one of the top medical facilities in the DoD, BAMC benefits the community by serving as an additional tertiary referral center to care for the most complex and critically wounded civilian patients without concerns for payor status. The bulk of BAMC's funding for civilian trauma patients comes from the United States Army's Secretarial Designee Program. In addition, approximately \$2.5 million annually is funded through the Uncompensated Trauma Care Grant administered by the Texas Department of State Health Services. BAMC's health professionals retain a high degree of medical/combat readiness by the experience they



gain treating the large volume of complex trauma patients from the community. This experience replicates the same type of casualties encountered in combat.

### *Fort Sam Houston*

JBSA-Fort Sam Houston is engaged in military-community partnership initiatives to help reduce infrastructure costs and pursue asset management opportunities using military facilities. In April 2000, the U.S. Army entered into a partnership with the private organization, Fort Sam Houston Redevelopment Partners, Ltd. ("FSHRP"), for the redevelopment of the former BAMC and two other buildings at Fort Sam Houston. These three buildings, totaling about 500,000 square feet in space and located in a designated historic district, had been vacant for several years and were in a deteriorating condition. On June 21, 2001, FSHRP signed a 50-year lease with the U.S. Army to redevelop and lease these three properties to commercial tenants.

Some of the major mission partner organizations on JBSA-Fort Sam Houston are: U.S. Army North, U.S. Army South, Army Installation Management Command, Army Medical Command, Army Medical Department and School, Regional Health Command-Central, BAMC, Medical Educational and Training Campus, Mission and Installation Contracting Command, Navy Medicine Education, Training & Logistics Command, three U.S. Army Reserve Depots, a Navy/Marine Reserve Operations Center, and a Texas Army National Guard armory.

The potential economic impact from JBSA-Fort Sam Houston due to the BRAC 2005 expansion, along with major growth from the Army Modular Force and Army Grow the Force programs, is estimated at nearly \$8.3 billion. The economic impact due to the amount of construction on post to accommodate the new mission accounts for approximately 80% of the impact (\$6.7 billion). While the major surge of construction from BRAC 2005 and the other major force programs are complete, the economic impact from JBSA-Fort Sam Houston will increase by nearly \$1.6 billion annually with additional annual sales tax revenue of \$4.9 million. Major personnel moves under BRAC 2005 were completed by September 15, 2011, and this increase in personnel and missions at JBSA-Fort Sam Houston supports the employment of over 15,000 in the community.

### *Lackland Air Force Base*

JBSA-Lackland is home to the 37th Training Wing, situated on 9,700 acres. According to a recent Economic Impact Analysis, over 53,000 military personnel, civilians, students, contractors, and military dependents work, receive training, or utilize JBSA-Lackland services. JBSA-Lackland hosts the Air Force's only Basic Military Training ("BMT") function for all enlisted Airmen, which is known as the "Gateway to the Air Force", and currently provides BMT for the United States Space Force. Additionally, JBSA-Lackland hosts many of the technical training courses which the BMT graduates are routed to prior to their first assignment. On an annual basis, JBSA-Lackland is expected to graduate 86,000 Airmen and international students. The Air Force is in the middle of a \$900 million-dollar MILCON program to replace the BMT recruit housing and training buildings that have been in continuous operation since their construction in the late 1960s. Construction is now complete for four of the Airmen Training Complexes ("ATC") and the first two Dining/Classroom Facilities ("DCF") that support the ATCs. Construction is also complete for the Pfingston BMT Reception Center, every new recruit's entry into BMT. The beginning of the second half of the BMT Complex replacement program began in FY 2019 with the start of the fifth ATC and the third DCF. Each ATC will house up to 1,200 trainees and the DCF includes dining halls and classroom facilities for two ATCs. The BMT replacement program was completed by late calendar year 2022.

Projected growth could also come in the form of the previous merger of the 24th Air Force (cyber focus) and the 25th Air Force (intelligence, surveillance, and reconnaissance focus) into the 16th Air Force. Previous projections included a 160,000 square foot expansion of the building housing personnel and operations of the former 24th Air Force and a potential increase of 1,500 students at the Defense Language Institute English Learning Center. The 16th Air Force continues to refine its "campus plan" with the desire to replace its complex of buildings constructed in the 1950s through the early 1970s. The "campus plan" will consider the consolidation of personnel and operations in the former 24th Air Force's building, on what is now former Kelly Air Force Base, into new MILCON facilities that will also replace the current 16th Air Force building complex. Finally, the Transportation Security Agency's Canine Academy headquarters opened in March 2016.

Adjacent and contiguous to JBSA-Lackland is the Port where the Air Force maintains a significant presence. The Air Force and the Port jointly utilize the Kelly Field runway for military and commercial airfield operations. The Air Force continues to lease over 30 buildings, which consist of 1.75 million square feet of space and over 270 acres. The largest Air Force leaseback is at Building 171, a 460,000 square foot facility previously closed from the 1995 Base Realignment and Closure of Kelly AFB. Approximately 7,000 Air Force and other DoD employees work at this and other facilities on the Port in the post-BRAC 2005 era. Recently approved funding from the federal MILCON program and the state of Texas' Defense Economic Adjustment Assistance Grant will result in the replacement of the aging, non-compliant Kelly Air Traffic Control Tower, and upgrade and renovation of an aging hangar and operations facilities. These much-needed infrastructure improvements will support C-5 and F-16 training missions.

In the near future, eight (8) new organizations are expected to bring approximately 660 new positions to JBSA-Lackland. These new personnel will perform cyber, flight and technical, and training missions. Part of this growth has already taken place. In October of 2018, the Secretary of the Air Force announced that JBSA would be home to the Special Warfare

Training Wing (“SWTW”) bringing 135 new jobs to the area and significantly enhancing the base’s military value. Part of the FY20 Defense Appropriations Bill included \$69 million for a new aquatics tank to support the SWTW mission.

### *Randolph Air Force Base*

JBSA-Randolph, which is known as “the Showplace of the Air Force” because of its consistent Spanish Colonial Revival architectural standard retained from when the installation was first constructed in the early 1930s, is on the northeast side of San Antonio and houses the Headquarters Air Education and Training Command and the Air Force Personnel Center (“AFPC”). Other major tenant organizations include the Air Force Manpower Agency, the 19th Air Force, the Air Force Recruiting Service, and the Air Force Office of Special Investigations (Region 4). The main operational mission is carried out by the 12th Flying Training Wing (“12 FTW”) which equips and trains aviators and supports worldwide contingency operations. The 12 FTW operates parallel runways on either side of the main installation facilities and conducts 24-hour-a-day flight training operations. In a related aviation mission, JBSA-Randolph, which in 2017 added 85 instructors and staff to its Remotely Piloted Aircraft (“RPA”) training unit, produces RPA pilots to man an Unmanned Aerial Systems (“UAS”) force which now encompasses 8.5% of total Air Force pilot manning. The UAS force grew by approximately 25% between FY 2013 and FY 2017. New construction includes a commercial vehicle gate which replaces a non-Anti-Terrorism/Force Protection compliant gate in the airfield clear zone. New organizations will see 30 new positions supporting the base’s flight training mission. The FY20 Defense Appropriations Bill provided \$36 million in MILCON for a replacement AFPC B-Wing building, and a total of nearly \$20 million in MILCON for buildings to support T-X ground-based flight simulators and T-X aircraft maintenance training facilities. The T-X is also referred to by its nomenclature of T-7 Red Hawk; it is the Air Force’s next generation training aircraft that will replace the T-38 Talon.

The Audie L. Murphy Veterans Administration Hospital, which includes a new \$67 million Level I Polytrauma Center, was completed in 2011. This hospital is designed to be the most advanced in the world and can provide state-of-the art medical care to veterans with multiple serious injuries. San Antonio is also home to the National Trauma Institute (“NTI”), a collaborative military-civilian trauma institute involving BAMC, the Bexar County Hospital District, UT Health, and the U.S. Army Institute of Surgical Research. The NTI coordinates resources from institutions to treat trauma victims and their families most effectively.

Currently, DoD is the community’s largest employer, supporting the employment of over 805,685 people, with an economic impact of approximately \$124 billion to the Texas economy. JBSA alone directly employs 282,995 people and has a total economic impact of \$47 billion in payroll, contract expenditures, and value of jobs created. Over 250,000 veterans reside in San Antonio and receive over \$1.5 billion in annual benefit payments. The BRAC 2005 program in San Antonio concluded in 2011 but the construction momentum continues.

### *Brooks*

The property of Brooks Air Force Base was transferred from the U.S. Air Force to Brooks Development Authority in 2002, as part of the Brooks City-Base Project. Even though the Air Force missions have relocated over the last decade, Brooks City-Base, now known as just Brooks, continues to draw private business investment. In addition, Brooks is continuing its goal of sustainability by creating a Tax Increment Reinvestment Zone (“TIRZ”), which will utilize the tax increments generated to assist in funding street infrastructure projects.

In May 2019, Brooks secured a 55-acre portion of land as the existing inventory of land at Brooks has continued to shrink due to Brooks’ success. Brooks CEO Leo Gomez cites “Our mission all along has been to develop economic opportunity and prosperity. We realize what we are doing is bigger than us...bigger than our 1,300 acres.” In its history, Brooks has attracted retailers, corporate headquarters, a hospital, a transit center, and a university. The 55-acre land acquisition represents Brooks leveraging its success in continuing to attract mixed-use development and its investment in the local economy.

Additionally, Brooks opened a new Center for Applied Science and Technology (“CAST”) High School in partnership with San Antonio Independent School District (“San Antonio ISD”) and H-E-B in August 2019 where CAST Med welcomed its first class of 150 9th grade students. The goal of CAST Med is to prepare students to enter the science and technology field and provide them with job shadowing and internship opportunities in the San Antonio area. Furthermore, CAST Med was created to add to the pipeline of much-needed doctors and researchers in the San Antonio area. CAST Med incorporates a three-way educational partnership between UT Health, the University of Texas at San Antonio, and San Antonio ISD. The students enrolled at CAST Med will follow one of three pathways, biomedical research, medical professionals, or public health professionals. The CAST Med high school campus includes a 215-seat auditorium and lab spaces for biology, biotech and engineering, virtual anatomy, and computer stations. The County and the City of San Antonio have contributed to the creation of this facility as they believe in the importance of fostering a creative environment in which students can explore and thrive within the medical and medical research sector.

### *Other Military & Government*

The County also is home to Camp Bullis which offers nearly 28,000 acres of unparalleled training infrastructure to ensure the readiness of military and government agencies. The demand for training at Camp Bullis is strong, particularly in light of the ongoing global war on terror and its capacity to support joint military operations and homeland security missions.

The National Trauma Institute (“NTI”), a collaborative military-civilian trauma institute involving SAMMC-North, SAMMC-South, University Hospital, UT Health, and the USAISR, is also located in San Antonio. The NTI coordinates resources from the institutions to most effectively treat the trauma victims and their families. The NTI has raised/managed \$10 million in funds for 2018 that were added to the DoD budget for a Trauma Clinical Trials Network.

Audie L. Murphy Memorial Veterans Hospital, located in the Medical Center, is an acute care facility and supports a nursing home, the Spinal Cord Injury Center, an ambulatory care program, the Audie L. Murphy Research Services (which is dedicated to medical investigations) and the Frank Tejada Veterans Administration Outpatient Clinic (serves veterans located throughout South Texas). The two military medical care facilities and the Veterans Hospital collaborate in a variety of ways, including clinical research and the provision of medical care to military veterans. These two facilities now serve over 80,000 Veterans in the South Texas area.

The National Security Agency (NSA) also has a formidable presence in South Texas employing over 2,000 people in San Antonio. The NSA established a new facility at an old Sony microchip plant that is now known as the Texas Cryptology Center. The 470,000-square-foot facility represents an investment of over \$100 million by the NSA to renovate the old plant which houses a data center geared toward cybersecurity.

**Trade with Mexico**

The County is approximately 150 miles from the United States/Mexico border cities of Del Rio, Eagle Pass, and Laredo. The County’s proximity to Mexico provides favorable conditions for international business relations in the areas of agriculture, tourism, manufacturing, wholesale and retail markets. U.S. goods exports to Mexico in 2018 reached a record of \$265.4 billion, up 9 percent from the previous year. Corresponding U.S. imports from Mexico were \$346.1 billion, up 10.6 percent. Annually increasing trade between the U.S. and Mexico is largely attributed to the passage of the North American Free Trade Agreement (“NAFTA”) in 1993. Under this free trade agreement, NAFTA countries progressively eliminated tariffs and nontariff barriers to trade, improved access for services, established strong rules on investment, and strengthened protection of intellectual property rights. Pursuant to the terms of NAFTA, all remaining duties and quantitative restrictions were eliminated, as scheduled, on January 1, 2008.

The United States-Mexico-Canada Agreement (“USMCA”) is a trilateral trade accord that came into effect on July 1, 2020, replacing NAFTA. The agreement aims to create a more balanced and equitable trading landscape among the three nations by addressing issues such as market access, labor rights, and intellectual property protections. Notably, the USMCA includes provisions to modernize digital trade, enforce labor laws, and provide mechanisms to address trade disputes. Each of these areas will further enhance economic opportunities for the County. In the context of economic development, the agreement fosters opportunities for various sectors, including manufacturing and technology, thereby contributing to job creation and economic growth for County residents. Overall, the USMCA is designed to be a robust framework that enhances the competitiveness of North American markets in the global economy, but this is of particular value in the Texas-Northeast Mexico region.

San Antonio is also the headquarters for the North American Development Bank (“NADB”), a bi-national institution created by NAFTA. The intended purpose of NADB is to help finance environmental infrastructure projects within 60 to 100 miles of the US/Mexican border to further the goals of NAFTA. The Border Environment Cooperation Commission (BECC) and the NADB are working with almost 150 communities throughout the United States-Mexico border region to address their needs for environmental infrastructure. With a lending capacity of \$3 billion, NADB finances projects including water, wastewater and solid waste programs.

NADB is capitalized in equal parts by the governments of the United States and Mexico. Between the two countries, paid in capital totals \$415 million with callable capital totaling \$2,352 million. The NADB currently has 27 projects in the pre-construction and under construction phases.

**Employment Statistics**

The following table shows employment estimates by industry in the County annually for the years 2019 through 2023.

	2023 <sup>(1)</sup>	2022	2021	2020	2019
Civilian Labor Force	1,003,799	978,125	953,045	933,208	935,537
Total Employment	964,475	941,971	902,092	861,839	906,024
Total Unemployment	39,324	36,154	50,953	71,369	29,513
Unemployment Rate	3.9%	3.7%	5.3%	7.6%	3.2%
Texas Unemployment Rate	4.2%	3.9%	5.6%	7.7%	3.5%

Source: Texas Workforce Commission.

<sup>(1)</sup> As of June 2023.

## Education

As of October 2021, there are 15 independent school districts within the County with a combined enrollment of 301,443 encompassing 64 high schools, 86 middle/junior high schools, 300 early education/elementary schools, 27 magnet schools, and 22 alternative schools. There are an additional 26 charter school districts with 110 open enrollment charter schools at all grade levels. In addition, the County has 99 accredited private and parochial schools at all education levels. Generally, students attend school in the districts in which they reside. There is currently no busing between school districts in effect. The nine largest accredited and degree-granting universities, which include a school of medicine, a school of nursing, a dental school, a law school, and five public community colleges, had combined enrollments of 126,665 for Fall 2021.

Year	School Enrollment <sup>(a)</sup>	University Enrollment <sup>(b)</sup>
2011	330,259	119,352
2012	338,933	119,710
2013	334,351	120,273
2014	344,548	119,482
2015	350,256	120,242
2016	353,621	123,584
2017	354,665	126,570
2018	354,828	126,616
2019	349,692	135,233
2020	353,354	137,077

Sources: <sup>(a)</sup> Texas Education Agency

<sup>(b)</sup> Figures Represent Fall Enrollment for the calendar year

## Electric & Gas Services

Electric and gas services to the County area are provided by CPS Energy, an electric and gas utility owned by the City that maintains and operates certain utilities infrastructure. This infrastructure includes a 19-generating unit electric system and the gas system that serves the County area. CPS Energy also owns a 40% interest in the South Texas Project ("STP") two existing nuclear generating Units 1 and 2 having a combined nominal output of approximately 1,053.3 MW for CPS Energy's portion of STP. CPS Energy operations and debt service requirements for capital improvements are paid from revenues received from charges to its customers.

## Water Supply

*General.* The primary source of water for the County is the Edwards Aquifer. The Edwards Aquifer is also the primary source of water for the agricultural economy in the two counties west of San Antonio and is the source of water for Comal and San Marcos Springs in New Braunfels and San Marcos, respectively, which depend upon springflow for their tourist-based economy. Edwards Aquifer water from these springs provides the habitat for species listed as endangered by the United States Fish & Wildlife Service under the federal Endangered Species Act and provides base flow for the Guadalupe River. Water levels in the Edwards Aquifer are affected by rainfall or lack thereof, water usage region-wide, and discharge from the aforementioned springs. One unique aspect of the Edwards Aquifer is its prolific rechargeability and the historical balance between recharge and discharge in the form of well withdrawals and spring discharges.

*Edwards Aquifer Authority ("EAA").* Pursuant to applicable Texas law, including the Edwards Aquifer Authority Act and legislation enrolled subsequent thereto serving to supplement and/or amend this legislation, the EAA has adopted rules that require a reduction in the amount of permitted Edwards Aquifer water rights that may be pumped annually for the duration of a drought event. During a period of drought management, water rights are impacted on a pro rata basis dependent upon the number of days of a calendar year that involves a particular category of drought (depending on severity) requiring a reduction in pumping. Reductions of permitted rights to withdraw water are generally applied to all permit holders, though there do exist some limited exceptions applicable to agriculture users. The various stages of reduction in permitted water rights are declared by the EAA Board of Directors and impact SAWS' access to its permitted Edwards Aquifer water rights, without input or action by the City or SAWS.

Due to varying weather patterns, the EAA has, from time to time, imposed various Critical Period Stage withdrawal reduction notices. For any current drought restrictions, as well as additional information on the various levels of drought restrictions imposed by the EAA and current level of the Edwards Aquifer, see [www.edwardsaquifer.org](http://www.edwardsaquifer.org). The City has been in and out of drought restrictions based on a number of factors. For additional information related to the area's drought conditions, see [www.saws.org](http://www.saws.org).

*Water Transmission and Purchase Agreement for Carrizo and Simsboro Aquifer Water.* In an effort to achieve significant diversification of the City's water supply, SAWS, on January 14, 2011, solicited requests for competitive sealed proposals for the provision and delivery of alternative water supplies for the purpose of meeting the System's water supply needs (the "Solicitation"). In response to the Solicitation, the Board received nine responses, from which three finalists were

eventually selected and reviewed prior to determining that a joint-venture proposal (such proposer, Abengoa Vista Ridge, LLC, hereafter referred to as “Abengoa VR”) to deliver Carrizo and Simsboro aquifer water presented the most advantageous possibility for the City to obtain an alternative water source. On July 1, 2014, SAWS formally selected the water supply proposal of Abengoa VR as the most advantageous to the System, subject to negotiation of an acceptable contract and City Council support.

On September 29, 2014 and October 15, 2014 SAWS adopted resolutions, and on October 30, 2014, the City Council of the City unanimously adopted an ordinance, approving the execution of a Water Transmission and Purchase Agreement (the “Agreement”) between the City, acting by and through SAWS, and Abengoa VR, pursuant to which Abengoa VR committed to make available to SAWS, and SAWS agreed to pay for, up to 50,000 acre-feet of potable water (“Project Water”) per year for an initial period of 30 years plus a limited (20 year) extension period under certain events (hereinafter referred to as the “operational” phase). To produce and deliver the Project Water, Abengoa VR planned to develop well fields to withdraw water from the Carrizo and Simsboro aquifers in Burleson County, Texas pursuant to currently-held long-term leases with landowners and construct (or cause to be constructed) a 142-mile pipeline from this well field to northern portion of the County (the well fields, pumping and treatment facilities and the pipeline, together, the “Project”). The pipeline will ultimately be connected to SAWS’ distribution system at this delivery point in northern portion of the County (the “Connection Point”).

On November 19, 2015, the City Council of the City approved a series of increases to the Water Supply Fee to finance the acquisition of new water supplies, including the Project. SAWS implemented five increases, with the fifth and final increase taking effect in January 2020.

At the initial start-up of the integration of the water into SAWS’ distribution System, SAWS did not take delivery of all of the water that Vista Ridge LLC was able to make available on a daily basis. Per the terms of the Agreement, SAWS paid for such water that was made available but that was not integrated into SAWS’ distribution system. The volumetric amount of such water paid for but not received is accounted for, and pursuant to the terms of the Agreement will be provided to SAWS at a future date at no additional cost. The dollar amount of such “prepaid” water purchases is recorded as a prepaid asset of the System. Between April 15, 2020, and approximately July 31, 2021, SAWS has paid for approximately 8,162 acre-feet of water that it was unable to receive. As such, SAWS has recorded a prepaid asset totaling approximately \$3.1 million. Given the priority of water deliveries and payments, it is currently estimated it will take approximately four years to fully amortize this prepaid water amount.

During Winter Storm Uri, the Project was shut down from February 15-23, 2021, as a result of power outages and freezing weather, resulting in approximately 1,080 acre-feet of water that was unable to be delivered to SAWS. As expressly provided in the Agreement, SAWS did not pay for water that was not made available. Vista Ridge LLC has the opportunity to make up delivery of the undelivered units and SAWS will pay for the water when those volumes are actually made available at the times permitted in the Agreement. In response to the 2021 Winter Weather Event, EPCOR has added heat tape to smaller gauges to prevent freezing during future events and has wrap insulation readily available to wrap all meters if needed.

The Vista Ridge pipeline route parallels the I-35 corridor, one of the highest growth regions in the country. Communities throughout the region have increasing water needs to sustain both growing populations and flourishing economies. While no immediate plans are in place, the Project may give the System the opportunity to wholesale up to 15,000 acre-feet per year from the Vista Ridge pipeline (or its other existing water supply projects), developing regional partnerships, providing communities a diversified water supply, and potentially reducing costs to System ratepayers.

The execution and implementation of the Agreement represents a significant diversification of the City’s water source, as SAWS projects that Project Water, if delivered at the maximum amount (which is the expectation of both SAWS and Vista Ridge LLC), will account for approximately 20% of the System’s current annual usage.

(The remainder of this page has been left blank intentionally.)

## 2022 Ten Largest Employers

Firm Name	Total	Category	Percent of County Employment
Joint Base San Antonio <sup>(1)</sup>	74,289	Government	8.23%
H.E.B. Grocery Company	29,140	Retail	3.23%
USAA	19,000	Finance/Insurance	2.11%
Northside Independent School District	12,605	Services	1.40%
City of San Antonio	12,334	Government	1.37%
Methodist Healthcare System	9,761	Medical	1.08%
University Health System	9,682	Medical	1.07%
Northeast Independent School District	8,152	Services	0.90%
San Antonio Independent School District	7,315	Services	0.81%
Rackspace	6,300	Services	0.70%
Total	188,578		20.90%
Total County Employment for 2022	902,297		

Source: County ACFR

<sup>(1)</sup> Under the BRAC Joint Basing Recommendation for San Antonio, installation support functions at the Army's Fort Sam Houston were combined with those at Randolph and Lackland Air Force Bases under a single organization (Joint Base San Antonio). Includes military personnel and civilian personnel.

## Growth Indices

As Of 12/31	CPS Energy <sup>(a)</sup>		SAWS <sup>(b)</sup>	
	Electric Customers	Gas Customers	Water Customers <sup>(1)</sup>	Wastewater Customers <sup>(1)</sup>
2011	716,622	324,702	360,281	405,119
2012	728,307	328,300	365,099	412,275
2013	741,467	331,192	464,957	416,801
2014	756,545	334,023	475,528	424,257
2015	771,603	336,645	482,821	429,609
2016	786,455	338,951	488,705	437,460
2017	804,675	343,754	493,764	442,552
2018	821,675	347,408	500,024	449,893
2019	840,750	352,585	511,361	457,618
2020	860,934	358,495	522,515	473,478
2021	884,811	366,709	544,991	487,364
2022	907,526	373,998	556,151	497,331

Source: County ACFR

<sup>(a)</sup> Source: CPS Energy Customers Annual Report.

<sup>(b)</sup> Source: San Antonio Water System Annual Comprehensive Financial Report 2021.

<sup>(1)</sup> Amounts reflect the merger of SAWS and SAWS District Special Project effective January 1, 2015.

(The remainder of this page has been left blank intentionally.)

**APPENDIX C**  
**BEXAR COUNTY, TEXAS**  
**ANNUAL FINANCIAL REPORT**

For the Year Ended September 30, 2022

(this page intentionally left blank)





BEXAR COUNTY, TEXAS

ANNUAL COMPREHENSIVE  
FINANCIAL REPORT

Fiscal Year Ended

September 30, 2022

OFFICIAL ISSUING REPORT  
LEO S. CALDERA, CIA, CGAP  
COUNTY AUDITOR



Bexar County Courthouse  
Photo by Adnan Ahmetovic

**Bexar County, Texas**  
**Annual Comprehensive Financial Report**  
**September 30, 2022**

**TABLE OF CONTENTS**

**INTRODUCTORY SECTION**

I. Transmittal Letter	I-1	
II. Organizational Chart	I-10	
III. List of Principal Officials	I-11	
IV. 2021 Certificate of Achievement	I-12	

**FINANCIAL SECTION**

I. Independent Auditor's Report	1	
II. Management's Discussion & Analysis	5	
III. Basic Financial Statements		
a. Government-wide Statement of Net Position (including component units)	30	
b. Government-wide Statement of Activities (including component units)	32	
c. Balance Sheet - Governmental Funds	34	
d. Reconciliation of Balance Sheet - Governmental Funds to Statement of Net Position	35	
e. Statement of Revenues, Expenditures, and Changes in Fund Balances - Governmental Funds	36	
f. Reconciliation of Changes in Fund Balances - Governmental Funds to Statement of Activities	37	
g. Statement of Net Position - Proprietary Funds	38	
h. Statement of Revenues, Expenses, and Changes in Net Position - Proprietary Funds	40	
i. Statement of Cash Flows - Proprietary Funds	41	
j. Statement of Fiduciary Net Position	43	
k. Statement of Changes in Fiduciary Net Position	44	
l. Statement of Net Position - Component Units	45	
m. Statement of Activities - Component Units	46	
n. Notes to the Basic Financial Statements	49	

**TABLE OF CONTENTS (Continued)**  
**FINANCIAL SECTION (Continued)**

IV. Required Supplementary Information		
a. General Fund Schedule of Revenues, Expenditures, and Changes in Fund Balance - Budget and Actual	117	
b. Notes to Required Supplementary Information	130	
c. Schedule of Changes in Net Pension Liability and Related Ratios	132	
d. Schedule of Employer Pension Contributions	133	
e. Notes to Required Supplementary Information	134	
f. Schedule of Changes in Total OPEB Liability and Related Ratios	135	
V. Combining and Individual Fund Financial Statements and Schedules		
a. Combining Balance Sheet - Nonmajor Governmental Funds	139	
b. Combining Statement of Revenues, Expenditures, and Changes in Fund Balance - Nonmajor Governmental Funds	146	
c. Schedules of Revenues, Expenditures, and Changes in Fund Balance - Budget and Actual		
1 Debt Service Fund - Schedule of Revenues, Expenditures, and Changes in Fund Balance - Budget and Actual	153	
2 Special Revenue Funds - Schedule of Revenues, Expenditures, and Changes in Fund Balance - Budget and Actual - County Clerk Records Management Fund	154	
3 Special Revenue Funds - Schedule of Revenues, Expenditures, and Changes in Fund Balance - Budget and Actual - County Records Management Fund	155	
4 Special Revenue Funds - Schedule of Revenues, Expenditures, and Changes in Fund Balance - Budget and Actual - Courthouse Security Fund	156	
5 Special Revenue Funds - Schedule of Revenues, Expenditures, and Changes in Fund Balance - Budget and Actual - Justices of Peace Technology Fund	157	
6 Special Revenue Funds - Schedule of Revenues, Expenditures, and Changes in Fund Balance - Budget and Actual - Fire Code Fund	158	
7 Special Revenue Funds - Schedule of Revenues, Expenditures, and Changes in Fund Balance - Budget and Actual - District Clerk Records Management Fund	159	
8 Special Revenue Funds - Schedule of Revenues, Expenditures, and Changes in Fund Balance - Budget and Actual - Law Library Fund	160	

**TABLE OF CONTENTS (Continued)**  
**FINANCIAL SECTION (Continued)**

9	Special Revenue Funds - Schedule of Revenues, Expenditures, and Changes in Fund Balance - Budget and Actual - County Wide Court Technology Fund	161
10	Special Revenue Funds - Schedule of Revenues, Expenditures, and Changes in Fund Balance - Budget and Actual - Dispute Resolution Fund	162
11	Special Revenue Funds - Schedule of Revenues, Expenditures, and Changes in Fund Balance - Budget and Actual - Justice of Peace Security Fund	163
12	Special Revenue Funds - Schedule of Revenues, Expenditures, and Changes in Fund Balance - Budget and Actual - Domestic Relations Fund	164
13	Special Revenue Funds - Schedule of Revenues, Expenditures, and Changes in Fund Balance - Budget and Actual - Drug Court Program Fund	165
14	Special Revenue Funds - Schedule of Revenues, Expenditures, and Changes in Fund Balance - Budget and Actual - Family Protection Fee Fund	166
15	Special Revenue Funds - Schedule of Revenues, Expenditures, and Changes in Fund Balance - Budget and Actual - District Court Records Technology Fund	167
16	Special Revenue Funds - Schedule of Revenues, Expenditures, and Changes in Fund Balance - Budget and Actual - Juvenile Case Manager Fund	168
17	Special Revenue Funds - Schedule of Revenues, Expenditures, and Changes in Fund Balance - Budget and Actual - Technology Improvement Fund	169
18	Special Revenue Funds - Schedule of Revenues, Expenditures, and Changes in Fund Balance - Budget and Actual - Stormwater Mitigation Fund	171
19	Special Revenue Funds - Schedule of Revenues, Expenditures, and Changes in Fund Balance - Budget and Actual - District Attorney Programs Fund	172
d.	Combining Statement of Net Position - Nonmajor Enterprise Funds	176
e.	Combining Statement of Revenues, Expenses, and Changes in Net Position - Nonmajor Enterprise Funds	177
f.	Combining Statement of Cash Flows - Nonmajor Enterprise Funds	178
g.	Combining Statement of Net Position - Internal Service Funds	182
h.	Combining Statement of Revenues, Expenses, and Changes in Fund Net Position - Internal Service Funds	183
i.	Combining Statement of Cash Flows - Internal Service Funds	184
j.	Combining Statement of Fiduciary Net Position - Fiduciary Funds	188
k.	Combining Statement of Changes in Fiduciary Net Position - Fiduciary Funds	190

**TABLE OF CONTENTS (Continued)**  
**STATISTICAL SECTION**

I.	Financial Trend Information	
a.	Table 1 - Net Position by Component	194
b.	Table 2 - Changes in Net Position	196
c.	Table 3 - Net Changes in Fund Balance, Governmental Funds	200
d.	Table 4 - Fund Balances, Governmental Funds	202
II.	Revenue Capacity Information	
a.	Table 5 - Assessed Value and Estimated Actual Value of Taxable Property	203
b.	Table 6 - Direct and Overlapping Property Tax Rates	204
c.	Table 7 - Principal Property Taxpayers	206
d.	Table 8 - Property Tax Levies and Collections	207
III.	Debt Capacity Information	
a.	Table 9 - Ratio of Outstanding Debt by Type	208
b.	Table 10 - Ratio of Outstanding General Bonded County Debt	210
c.	Table 11 - Ratio of Annual Debt Service for General Bonded Debt to Total Expenditures - All Government Fund Types	211
d.	Table 12 - Direct and Overlapping Governmental Activities Debt	212
e.	Table 13 - Pledged - Revenue Coverage	213
f.	Table 14 - Motor Vehicle Rental Tax Collections	214
g.	Table 15 - Hotel Occupancy Tax Net Collections	215
h.	Table 16 - Hotel Occupancy Tax Collections - Top Ten Hotels	216
i.	Table 17 - Convention Statistics	217
j.	Table 18 - San Antonio Hotel Occupancies and Average Daily Rates/History	218
k.	Table 19 - County Expenditures for Assets Owned by Other Entities	220
IV.	Demographic and Economic Information	
a.	Table 20 - Demographic and Economic Statistics	224
b.	Table 21 - Principal Employers	225
V.	Operating Information	
a.	Table 22 - Operating Indicators by Function Program	226
b.	Table 23 - Capital Asset Statistics by Function Program	228
c.	Table 24 - Full-Time Equivalent County Governmental Employees by Function Program	230
VI.	Miscellaneous Information	
a.	Table 25 - Analysis of Funding Progress and Contribution Rates	231
b.	Table 26 - Legal Debt Margin Information	232
c.	Table 27 - Miscellaneous Information	233

Joe Yebra, MBA, CISA  
First Assistant County Auditor



Paul Elizondo Tower  
101 W. Nueva, Suite 800  
San Antonio, Texas 78205  
Phone: (210) 335-2301  
Fax: (210) 335-2996  
aufontdesk@bexar.org

Leo S. Caldera, CIA, CGAP  
BEXAR COUNTY AUDITOR

March 31, 2023

Honorable District Judges of Bexar County and  
Honorable Members of the Bexar County Commissioners Court

The County Auditor's Office is pleased to present the Annual Comprehensive Financial Report ("ACFR") of Bexar County, Texas, for the fiscal year ended September 30, 2022. This report was prepared in accordance with generally accepted accounting principles as promulgated by the Governmental Accounting Standards Board and is in compliance with State law, V.T.C.A., Local Government Codes §14.025 and §115.045.

This report consists of management's representations concerning the finances of the County. Therefore, responsibility for both the accuracy of the presented data and the completeness and fairness of the presentation, including all disclosures, rests with the County. We believe the data and information that are included are reported in a manner designed to present fairly the financial position and results of operations of the County in accordance with generally accepted accounting principles of the United States ("GAAP"). We believe the data is accurate in all material respects.

Management of the County has established a comprehensive internal control framework that is designed both to protect the government's assets from loss, theft, or misuse, and to compile sufficient reliable information for the preparation of the County's financial statements in conformity with GAAP. The County relies on this framework to measure the financial activity of its various funds and to ensure that all disclosures, necessary to enable the reader to gain the maximum understanding of the County's financial affairs, have been included. The internal accounting controls are designed to provide reasonable, but not absolute, assurance regarding:

- The reliability of financial reporting,
  - The effectiveness and efficiency of operations, and
  - Compliance with existing laws and regulations.
- The concept of reasonable assurance recognizes that:
- The cost of a control should not exceed the benefits likely to be derived, and
  - The evaluation of costs and benefits requires estimates and judgments by management.

Currently, the County is reporting financial information as promulgated by the Government Accounting Standards Board. Accordingly, the reporting entity consists of the following entities:

- The primary government, Bexar County;
- Component units, which are legally separate organizations for which the County is financially accountable (blended); and
- Component units where the nature and significance of the relationship with the County are such that exclusion from the County's financial statements would be misleading or incomplete (discretely presented).

Four component units, Bexar County Housing Finance Corporation (BCHFC), Bexar County Health Facilities Development Corporation (BCHFDC), Bexar County Industrial Development Corporation (BCIDC), and Bexar County Public Facility Corporation (BCPHC) are blended with the County. The Commissioners Court of the County sits as the governing board for all four entities. Accordingly, the Commissioners Court approves the issuance of single-family mortgage bonds for the BCHFC and authorizes the issuance of tax-exempt bonds for the BCHFDC and the BCIDC.

TABLE OF CONTENTS (Continued)

COMPLIANCE SECTION

I. Report of Internal Control Over Financial Reporting and on Compliance and Other Matters Based on an Audit of Financial Statements Performed in Accordance with Government Auditing Standards	235
II. Report on Compliance for Each Major Program and on Internal Control Over Compliance Required by the Uniform Guidance and the State of Texas Single Audit Circular	237
III. Schedule of Expenditures of Federal and State Awards	240
IV. Notes to Schedule of Expenditures of Federal and State Awards	247
V. Schedule of Findings and Questioned Costs	248

**Bexar County, Texas**  
**Transmittal Letter**  
**For Year Ending September 30, 2022**

None of the bond issuances constitutes a debt or a pledge of faith or credit by the County. Through this reporting year of fiscal year 2022, the BCPFC has no financial information to disclose.

The Bexar County Hospital District (BCHD) is a University Health System (the System), the Alamo Regional Mobility Authority (the Authority), Westside 211 Special Improvement District (the Westside 211 SID), and the Cibolo Canyons Special Improvement District (the District) are considered component units for reporting purposes and are discretely presented in the report. The Commissioners Court for the County appoints the seven-member board and sets the tax rates for the System. Likewise, the Commissioners Court also appoints the seven-member board of the District and the Westside 211 SID and it has the statutory requirement to approve any issuance of debt by the District and the Westside 211 SID. The Authority has a seven-member board, of which six are appointed by Commissioners Court. In addition, Commissioners Court has the authority to approve the Authority's transportation projects. For more information on these component units, refer to Note A of the Basic Financial Statements.

The independent audit of the County's financial statements was performed by the firm of Garza Gonzalez & Associates, a firm licensed as certified public accountants. The goal of the independent audit is to provide reasonable assurance that the financial statements of Bexar County for the fiscal year ended September 30, 2022, are free of material misstatements. The independent auditor concluded, based on the examination of the underlying documentation on a test basis and related disclosures, that the County's financial statements are fairly presented in conformity with accounting principles generally accepted in the United States of America and therefore able to render an unmodified opinion.

The independent audit of the County's financial statements includes a "Compliance Section." The Compliance Section contains information related to the County's annual "Single Audit," which is a required provision of the Single Audit Act of 1984 as amended (31 U.S.C. 83.1). The single audit requirement comes under the oversight of the Office of Management and Budget, 2 C.F.R. Part 200, *Subpart F (the Uniform Guidelines)*, and the *State of Texas Single Audit Circular*.

The standards governing the Single Audit engagements require the independent auditor to report not only on the fair presentation of the financial statements, but also on the County's internal control and compliance with legal requirements and special emphasis on internal controls involving the administration of federal and state awards. Information related to this Single Audit can be found within the "Compliance Section" of this report and includes:

- Independent Auditor's Report on Internal Control Over Financial Reporting and on Compliance and Other Matters, based on an Audit of Financial Statements Performed in Accordance with Government Auditing Standards,
- Independent Auditor's Report on Compliance for Each Major Program and on Internal Control Over Compliance required by the Uniform Guidance and the State of Texas Single Audit Circular,
- Schedule of Expenditures of Federal and State Awards, and
- Schedule of Findings and Questioned Costs.

Management's Discussion and Analysis (MD&A) immediately follows the Independent Auditor's Report and provides a narrative introduction, overview, and analysis of the basic financial statements. The MD&A complements this letter of transmittal and should be read in conjunction with it.

**BEXAR COUNTY GOVERNMENT PROFILE**

**Historical**

Bexar County is located in south central Texas in the interior belt of the Coastal Plain of South Central Texas and is crossed by the Balcones Escarpment. The area northwest of the escarpment, about one-eighth of the County, lies on the Edwards Plateau in high, hilly country, the source of numerous springs and artesian and underground wells. The San Antonio River and San Pedro Creek originate in such springs. The San Antonio River is the County's principal river, and into it, flow a number of smaller streams. One of these smaller streams, Cibolo Creek, forms the boundary between Bexar and Comal Counties on the north and Guadalupe County on the east.

Bexar County comprises 1,248 square miles. The altitude varies from 600 to 1,200 feet. In the far northwestern corner of the County are the Ghiesse Hills, in which the highest elevations of the county are found. To the southeast lie the somewhat lower Edwards Print Hills. The northern third of the County has undulating to hilly terrain and limy earths with shallow to deep loamy

**Bexar County, Texas**  
**Transmittal Letter**  
**For Year Ending September 30, 2022**

soils. The northern quarter of the County has Edwards Plateau vegetation of tall and medium-height grasses, live oak, juniper, and mesquite. A central strip is Blackland Prairie, with vegetation consisting of tall grasses. The remainder of the County has South Texas Plains' vegetation including grasses, live oak, mesquite, thorny bushes, and cacti.

The first Europeans to explore the region came with an expedition in 1691 led by Domingo Terán de los Ríos and Fray Domingo Massanet, who eventually reached the San Antonio River near where the San Juan Capistrano Mission was later founded. Prior to the exploration, the land had been inhabited for thousands of years by various tribes of people, collectively referred to as the Coahuiltecan People. The Indians, as Massanet recorded in his diary, called the place Yanguanau; however, he renamed the site San Antonio de Padua to celebrate the memorial day of St. Anthony (June 13). By 1724, the San Antonio de Valero mission compound, which had originally been located south of San Pedro Springs, was moved to what is referred to today as the Alamo Plaza.

In 1772, the government offices of Spanish Texas were moved to Bexar. The mission lands were distributed to the increasing number of Spanish settlers. Most of the better land nearest the settled areas was controlled by the town's elite, which was made up of the descendants of the original Canary Islanders and the presidential soldiers. The missions developed as self-supporting communities, each fringed with farmland irrigated by a comprehensive system of acequias, or irrigation ditches.

During the late colonial period, Bexar continued to serve as the capital of the province of Tejas as well as the main shipping point for supplies headed for Nacogdoches (to the east) and Santa Fe (to the west). Soon after the first Anglo-American colonists came to Texas, in 1821, San Antonio became the western most outpost of settlement. In 1824, Tejas and Coahuila were united by the Mexican government into one state with the capital at Saltillo. The Department of Bexar was created with a political representative appointed to have authority over the Tejas portion of the state. During the late 1820s and early 1830s, increasing numbers of American settlers began moving to San Antonio, though the city remained predominantly Mexican at the beginning of the Texas Revolution. In late October 1835, Texas volunteers under the leadership of Sam Houston defeated the Mexican army at the Battle of San Jacinto. The city was recaptured by the Texian forces, but the area, subsequently commanded by Antonio López de Santa Anna during the battle for the Alamo on March 6, 1836. After the subsequent defeat of Santa Anna's army at the battle of San Jacinto, the city was recaptured by Texian forces, but the area, claimed by both sides, continued to be fought over for the next six years.

The County is best known for being the home of Mission San Antonio de Valero, better known as the Alamo, the Cradle of Texas Liberty. In 1718, a formal military and civilian population settled in the land, and then in 1731, the Canary Islanders established the first civil government. The County is rich in heritage and history. Organized on December 20, 1836, Bexar County was established, with San Antonio as the county seat. Bexar County is one of the original counties of the Republic of Texas. In the latest population estimate, the United States Census Bureau estimates the 2021 population of Bexar County at 2.03 million (an 18.28% increase from the 2010 Census), which makes it the fourth largest county in the State. The County contains 28 cities. The Census Bureau also estimates the population for the greater San Antonio Metropolitan Area to be 2.6 million.

The origin of the Texas County is found in the "municipality", the unit of local government under Spanish and Mexican rule. These municipalities were rather large districts embracing one or more settlements and the surrounding rural territory. The government of the municipality was vested in a council composed of at least one alcalde (judge), a varying number of aldermen, an attorney, a sheriff (alguacil), and supported by a secretary.

Under the Republic (1836), the municipalities became counties, but the Spanish-Mexican influence on their government was recognizable. The new local governments were based on the county form of governments as found in the southern part of the United States. The chief governing body of the county during the Republic was a county board, composed of the Chief Justice (appointed) and elective Justices of the Peace. By 1845, four elective Commissioners were substituted for the Justices of the Peace.

The County Commissioners Court, or County Board, was established by the Constitution of 1876 and was composed of a county judge as presiding officer and four commissioners elected from precincts for four-year terms. During the Republic of Texas the County Board was composed of the chief justice and the justices of the peace of the County; under the Constitution of 1845, 1861, and 1866, it was composed of the chief justice and four elected Commissioners. During the Reconstruction period, the Constitution of 1869 was issued, and the Board was made of any three of the five justices of the peace of the County.

The Bexar County Commissioners Court has executive as well as judicial functions. It is responsible for establishing a courthouse and jail, making appointments, filling vacancies in the county offices, signing contracts in the name of the county, building and maintaining roads and bridges, administering the county's public welfare services, performing numerous duties in

**Bexar County, Texas  
Transmittal Letter  
For Year Ending September 30, 2022**

regard to elections, setting the county tax rate, issuing bonds, and adopting the county budget.

**Economy**

San Antonio is the county seat for Bexar County. San Antonio is currently the second largest city in Texas and the seventh largest city in the United States. Despite the 2020 state and local shutdowns due to COVID-19, Bexar County has had a strong recovery and has a positive economic outlook. Unemployment rates for Bexar County were at their highest in April 2020, at 13.9% but fell to 3.6%, as of September 30, 2022. The County has almost reached the pre-pandemic rate of 3.1% in September 2019. The County's rate is below the State's rate of 3.7% for the same period.

The San Antonio metropolitan area has had a steadily growing economy, with a diverse job sector ranging from healthcare and aerospace, information technology, manufacturing, leisure and hospitality, and new energy economy. While there were a few high unemployment rates during the pandemic, San Antonio has been able to recover. In 2020, the Bureau of Economic Analysis (BEA) reported that the County's unemployment rate was 12.3%. By September 2021, the unemployment rate was down to 4.7%, and the BCI expanded an annualized 7.4%. By September 2022, the BCI had expanded to 158.5 with the unemployment rate down to 3.5%. Since April 2020, San Antonio has gained approximately 174,679 jobs and remains above pre-pandemic employment. Over the twelve months through September, San Antonio wages grew 6.6%. The median price of homes sold is 30% higher than in 2020. As of September 30, 2022, the seasonally adjusted median home price in San Antonio was \$340,674, a 16.5% increase from September 2021, when the median price of homes sold was \$292,432.

The County's proximity to Mexico provides favorable conditions for international business relations in the areas of agriculture, tourism, manufacturing, and wholesale and retail markets. At the end of calendar year 2022, trade between the United States and Mexico was over \$224 billion in exports, a 17% increase from trade in 2021. Trade with Mexico was originally attributed to the passage of the North American Free Trade Agreement (NAFTA) in 1993. On January 29, 2021, the United States signed into law the United States-Mexico-Canada Agreement (USMCA), in order to modernize the NAFTA into the 21<sup>st</sup> Century, and support mutually beneficial trade to freer markets, fairer trade and robust economic growth in North America. The agreement went into effect July 1, 2020 and includes a modernized, high standard for intellectual property and a new chapter for digital trade. The renegotiated agreement also addresses labor, financial services, currency, and the environment. San Antonio is also the headquarters for the North American Development Bank (NADBank). NADBank is a binational institution established by the governments of the United States and Mexico to provide financing to support the development and implementation of environmental infrastructure projects, as well as technical and other assistance for projects and actions that help preserve, protect, and enhance the environment of the border region in order to advance the well-being of the people of the United States and Mexico.

**FINANCIAL POLICIES AND LONG-TERM FINANCIAL PLANNING**

The population growth in the incorporated, as well as the unincorporated areas, is considered by the Commissioners Court annually in appropriating funds to support the delivery of services. The County has developed working arrangements with the majority of the incorporated cities within the County to allow the Court to anticipate needs and establish a cost-effective manner to apply available resources.

Commissioners Court is responsible for establishing the tax rates for the County (operations and debt service) as well as to service the flood control and road projects in the County (operations and debt service). In addition, the County includes in its debt service tax rate, the debt service requirements San Antonio River Authority (SARA) Channel Improvement (IC 2011) and the flood control and road projects in Bexar County. For the year ending September 30, 2021, Commissioners Court approved a tax rate of \$0.30109 of taxable assessed value. The tax rate was increased to \$0.299999 per \$100 of taxable appraised valuation for year ending September 30, 2022. On September 13, 2022, Commissioner's Court ordered the rate to remain the same at \$0.299999 per \$100 of taxable appraised valuation for fiscal year ending September 30, 2023.

Current financial policies are as follows:

- Reimbursement resolutions used on an interim basis to finance projects rather than initially issuing long-term bonds;
- Balanced financial operations will be maintained;
- Expenditures are to be budgeted and controlled to ensure that at the end of the fiscal year, the unassigned fund balance

**Bexar County, Texas  
Transmittal Letter  
For Year Ending September 30, 2022**

in the general fund is at a minimum 15% of the fiscal year's expenditures:

- All elected officials and department heads are required to keep expenditures within allocated budgets;
- The County is to maintain an open line of communication with existing agencies and seeks to obtain a high debt rating with a stable outlook. The County currently uses the bond rating services of Fitch IBCA, Inc., Standard & Poor's Rating Service, and Moody's Investment Services. At September 30, 2022, the County had been assigned bond ratings of AAA, AAA, and Aaa, respectively.

Current long-term financial policies of the County are listed below:

- Use technological solutions to improve operations;
- Provide an equitable justice system that is responsive to the needs of the County;
- Delivery of services to the constituents;
- Encourage flexibility and accountability in all offices and departments;
- Promote diversity in the workforce;
- Maintain full disclosure and open lines of communications with the rating agencies;
- Develop a highly efficient and effective cash management program to maximize the County's ability to earn an equitable return on its assets, while at the same time maintaining asset protection.

**MAJOR INITIATIVES FOR THE YEAR**

**American Rescue Plan Act**

In March 2021, Congress enacted the American Rescue Plan Act (ARPA), which provided \$1.9 trillion to fund long-term strategies to address the public health and economic impact of COVID-19. Bexar County received \$389.2 million, which may be used to pay for the public health response to COVID-19, water and sewer infrastructure projects, negative economic impacts, premium pay for essential workers, broadband infrastructure projects, and public sector revenue loss.

Commissioners Court approved seven general priorities for ARPA funds including affordable housing, behavioral health, digital divide, domestic violence, gun safety, justice support and public health. A few of the larger initiatives approved include \$25.2 million to improve Broadband Infrastructure across the County, \$80.4 million to boost mental health access and care, \$69.5 million to improve overall public health, and \$25.7 million for affordable housing. Last year an ARPA Office was created to coordinate and maximize ARPA funding opportunities for Bexar County. A sample of ARPA projects to be funded is listed below.

- **George Gerwin Youth Center, Inc. (Echo East):** \$750,000 to the George Gerwin Youth Center, Inc. in support of the Villas at Echo East affordable housing community located in Precinct 4 at 311 Spriggdale Road.
- **Lifetime Recovery:** \$4,100,000 for Lifetime Recovery to assist with their Building for Recovery program, which will remodel current facilities to provide residential care in a dormitory setting. These renovations will provide over 60 client beds, additional open group spaces, and an upgraded auditorium.
- **On-Time Connect, LLC:** \$419,932 for On-Time Connect, LLC to provide 24/7 GPS tracking bracelets to be used by the Bexar County Domestic Violence Courts. The Geo-Fencing tracking bracelets will be worn by the defendant. If the defendant goes near the victim, a phone application will alert the victim.
- **Texas Biomedical Research Institute:** \$3,500,000 for Texas Biomedical Research Institute for Texas Biomedical's Campus Infrastructure Resiliency project to upgrade the domestic water system, sanitary sewer system, and fire water system, which are critical to ensure that life-saving research can continue uninterrupted.

**Capital Improvement and Infrastructure**

The Capital Improvement Fund is used to fund improvements to County facilities. The County has budgeted \$1.86 billion for its capital improvements program for horizontal (Roads), vertical (Buildings) construction, improvements to facilities and major capital equipment, creeks and trails, parks, flood control, and information technology. Funding for these projects is derived from a number of sources, to include property tax revenue, vehicle tax sales tax revenue, and interfund transfers between funds. Below is a sample of new and ongoing capital projects that will provide a significant impact to Bexar County residents.

**Bexar County, Texas  
Transmittal Letter  
For Year Ending September 30, 2022**

- **Human Capital Management and Payroll System Replacement:** This project will provide funding to replace the current Human Resource Information System. The functionality will include Global HR, Talent Management, Workforce Management, Learning Management, and Payroll. The total estimated cost of the project is \$7,940,000.
- **ADC A-Tower T-ray Shots:** This project will add tray slots at the ADC Annex A-Tower to serve the inmates without opening the door, and also off the inmates for transport. This project will mitigate assaults on staff. The total estimated cost of the project is \$1,398,131.
- **Human Performance Campus:** This project will provide funding to partner with US Real Estate LP and Arena Project Developer LLC to develop a new public park located at the intersection of HI-10 and Loop 1604. The 25-acre site will serve as greenspace for the area's residents and visitors. The total estimated cost of the project is \$15,000,000.
- **Judicial Supporting Functions Office Expansion:** This project will expand the first floor Archives garage from a space of 3,500 square feet to 6,500 square feet and the second floor from 11,000 square feet to 13,000 to house the Managed Assisted Counsel Office, the Family Justice Center, Dispute Resolution Center, and Public Defenders. This project will also install programmable LED lighting to the facade of the Archives garage. The total estimated cost of the project is \$6,811,459.

**Creeks and Trails**

Bexar County Commissioners Court is undertaking a series of capital projects that are located along the County's rivers and creeks for the benefit of the community. Funding for \$247 million is included for 26 creeks and trails. These projects are intended to continue or complement previous Bexar County capital investments, restore a degraded aquatic or riparian ecosystem; improve water quality and flood control; promote the addition of trails and other recreational amenities; connect neighborhoods, public institutions, city and county parks to the existing linear creekway trail network; and serve as a catalyst for future economic development along the river and creeks. Discussed below are ongoing projects.

- **Medina River Trail Connection to Somerset:** This project will add hike and bike trails of 4.5 miles along the Medina River to the Medina Natural Area located on Highway 16. The total estimated cost of this project is \$12,953,491.
- **WestSide Creeks-Alazan Creek:** This project restores 2.7 miles of the Alazan Creek. The improvements will include restoration of the stream channels, improved aquatic habitat quality, and reestablished native landscaping. The total estimated cost of the project is \$15,970,093.
- **Spirit Reach:** This project provides 0.3 miles of trail and combines the use of public and private lands to connect significant nature sites. This project will also promote public appreciation and enjoyment of the city's natural and cultural heritage. The total estimated cost of the project is \$10,000,000.
- **Salado Creek Ecosystem Restoration:** This project will restore 6 miles along Salado Creek by providing stability to the creek, protecting the banks by addressing erosion, establishing riparian buffer areas, removing rubble and debris, and reestablishing native vegetation in specific target areas. The total estimated cost of the project is \$17,000,000.

**Parks**

Commissioners Court approved a Bexar County Parks Master Plan based on an evaluation and assessment of existing parks, park user surveys, and an economic impact analysis. Funding in the amount of \$74 million is included to pay for 28 projects. The parks and trails reported that the county will add 100 acres of new park space by 2030 for an expected population of 2.9 million. In addition to the planning for the future, the county is making several investments to ensure the parks are ADA compliant, and current County parks are restored and upgraded. Below is a sample of park projects.

- **Native American Culture Center:** The proposed Native American Cultural Center will include the following: a discovery learning center, a gallery, an interpretive display area, arts and crafts retail, amphitheater and dance grounds, outdoor gardens, parking, connection to Mission San Jose, a UNESCO World Heritage site, and improvements to the Powwow grounds at Mission Library. The total estimated cost of the project is \$5,600,000.
- **Hot Wells Park Land Acquisition:** This project is for the acquisition of the property south of the Hot Wells County Park. The 8.277 acre tract located at 5503 S. Presa St., San Antonio, Texas, 78223. The total estimated cost of the project is \$1,261,980.
- **Countywide ADA Corrections to Parks:** This project will correct ADA access to picnic tables at Rodriguez Park, Padre Park, Orsinger Park, reconstruct trails and improve ADA access to the baseball field at Mission II. The total estimated cost of the project is \$3,922,881.

**Bexar County, Texas  
Transmittal Letter  
For Year Ending September 30, 2022**

- **Buffalo Soldiers Monument San Pedro Park:** This project is meant to provide a monument which will commemorate African-American units who fought on the American frontier. The total estimated cost of the project is \$400,000.

**EMPLOYMENT**

Bexar County's economic growth continued to improve to pre-pandemic levels. According to the Texas Workforce Commission, the County's unemployment rate decreased from 4.8% (September 2021) to 3.7% (September 2022), with a net total of 41,112 in new jobs. The State's unemployment rate decreased to 3.7% (September 2022) from 3% (September 2021). San Antonio experienced significant external corporate employment growth (6,112 positions) from various companies. Of the 6,112 new positions, 4,597 were considered high wage jobs. Below is a list of companies that each brought 50 or more positions to the area (6,027 positions in total) in 2022.

Company Name	New Jobs
Aerroteca	65
Amazon Web Services	100
Arrive Logistics	350
Carvana Co.	300
CrowdStrike Inc.	300
Delorean	450
Ernst & Young	400
Etech Global Services	500
Kroger	161
Marubishi Steel Tube Co.	106
Pent Credit	50
Reyes Automotive Group	75
Synthesia Energy LLC	120
Trendy Minds Inc.	50
United States Glove Company	600
Total	2,400
	6,027

Source: San Antonio Economic Development Foundation.

The following table reflects the internal and external gain of 41,112 jobs over the last twelve months, ended September 30, 2022.

Employment Sectors	2021	2022	Percent Increase or (Decrease)
Natural Resource and Mining	3,216	3,504	8.96%
Construction	41,408	44,939	8.53%
Manufacturing	37,046	40,989	10.64%
Trade, Transportation, Utilities	145,889	155,737	7.12%
Information	14,846	16,041	8.05%
Financial Activities	76,447	79,040	3.39%
Professional and Business Services	127,090	133,226	4.83%
Education and Health Services	141,239	146,163	3.49%
Leisure and Hospitality	106,748	114,956	7.69%
Other Services	23,622	23,846	0.95%
Unclassified	939	1,128	20.13%
Government	140,841	142,728	0.01%
<b>Total Jobs</b>	<b>858,831</b>	<b>902,297</b>	<b>4.85%</b>

Source: Texas LMI, Data Link, QCEW

**Bexar County, Texas  
Transmittal Letter  
For Year Ending September 30, 2022**

**FINANCIAL INFORMATION**

**Budgetary Control**

Annual expenditure budgets are legally approved and adopted for the general fund, special revenue funds, and debt service fund. Budgets for the Capital Projects, ARPA, Grants, Probate Contribution, LEOSE, Child Abuse Prevention, Probate Guardianship, Probate Education, Juvenile Delinquency Prevention, Chapter 19 Voter Registration, Election Contracting Services, Tax Collector's Special Inventory, Asset Forfeitures, and Blended Component Unit Funds are not annually (or biennially) appropriated. Budgets for grants are employed as a management control device in order to comply with grant provisions. Many grant and capital projects are funded for periods longer than one year. All budgets are prepared on the modified accrual basis.

Formal budgetary integration is employed for the general fund, special revenue funds, and the debt service fund. Capital project programs with the capital project fund are project oriented rather than by period. Therefore, project-length budgets are adopted based on resource allocation, and appropriations at year-end are carried forward to subsequent periods until the project is completed. Formal budget integration is employed by the County with regards to the internal service funds. All budgets are prepared on the modified accrual basis basis.

The revenue budget for the General, Debt Service, Capital, and Special Revenue Funds are established by the County Auditor's Office. The expenditure budget is set by Commissioners Court and controlled by the County Auditor at the appropriation level by a review of estimated purchase amounts prior to the release of purchase orders to vendors. A purchase order, which would result in an overrun of an appropriation unit, is not released until additional appropriations are made available.

Under State law, the budget cannot be exceeded in any expenditure category. Grants from the Criminal Justice Division (CJD) may overrun a category allowance by 10%, but the total of the grant may not overrun. In Community Development Block Grant Funds (CDBG), the budget cannot be exceeded in any one project. In the Grants-In-Aid Fund, budget funds are changed during the year as funds are increased and/or decreased due to changes in the availability of funds from State or Federal sources.

**Debt Administration**

Commissioners Court has established policy to provide guidelines to control tax rates levied. Currently, limited tax bonds, general obligation bonds, and certificates of obligation are part of the maximum rate of \$0.80 per \$100 valuation that can be set by Texas counties. In FY 2021, the General Fund maintenance and operations tax rate was set at \$0.237165 and the debt service rate was set at \$0.040264. The maintenance and operations tax rate for Flood Control was set at \$0.001 and at \$0.011868 for debt service. The overall rate was set at \$0.301097 per \$100 of taxable appraised valuation.

For the fiscal year ending September 30, 2022, Commissioners Court set the General Fund maintenance and operations tax rate at \$0.236067, and the debt service rate at \$0.040264. The maintenance and operations tax rate set for Flood Control was set at \$0.001 and at \$0.011868 for debt service. For fiscal year ending September 30, 2022, the County adopted a tax rate of \$0.0108 for Road and Bridge maintenance and operations. The overall rate for FY 2022 was set at \$0.299999 per \$100 of taxable appraised valuation. An analysis of the changes in outstanding bonds and obligations is shown in Note H to the financial statements.

Commissioners Court approved the overall rate of \$0.299999 per \$100 of taxable appraised value, on September 13, 2022, for FY 2023. The General Fund maintenance and operations tax rate is set at \$0.236067, and the debt service tax rate is set at \$0.040264. The tax rate for Road and Flood Control maintenance and operations is set at \$0.001, and for debt service, the tax rate is set at \$0.011868. The Road and Bridge tax rate is set at \$0.0108 per \$100 of taxable appraised value.

**ACKNOWLEDGEMENTS AND AWARDS**

We wish to express our thanks to Commissioners Court and the District Judges for their interest and support in planning and conducting the financial affairs of the County in a responsible and professional manner. The Court, other elected officials, and staff members need to be recognized for their continued support and assistance. Many projects have been completed and implemented in a timely and efficient manner. The timely completion of this report could not have been achieved without the dedicated efforts of the County Auditor's staff and the professional services provided by our independent auditors.

**Bexar County, Texas  
Transmittal Letter  
For Year Ending September 30, 2022**

Garza Gonzalez & Associates.

The Government Finance Officers Association of the United States and Canada (GFOA) awarded a Certificate of Achievement for Excellence in Financial Reporting to Bexar County for its comprehensive annual financial report for the fiscal year ended September 30, 2021. This was the thirty-sixth consecutive year that Bexar County has achieved this prestigious recognition.

In order to be awarded a Certificate of Achievement, the government must publish an easily readable and efficiently organized annual comprehensive financial report. This report satisfied both generally accepted accounting principles and applicable legal requirements. A Certificate of Achievement is valid for a period of one year only. We believe that our current annual comprehensive financial report continues to meet the Certificate of Achievement Program's requirements and are submitting it to the GFOA to determine its eligibility for another certificate.

**REQUEST FOR INFORMATION**

The financial report is designed to provide an overview of the County's finances for individuals who are interested in this information. Questions concerning any of the data provided in this report or requests for additional information should be addressed to the Bexar County Auditor's Office, 101 W. Nueva St., Suite 800, San Antonio, Texas, 78205, or call (210) 335-2441.



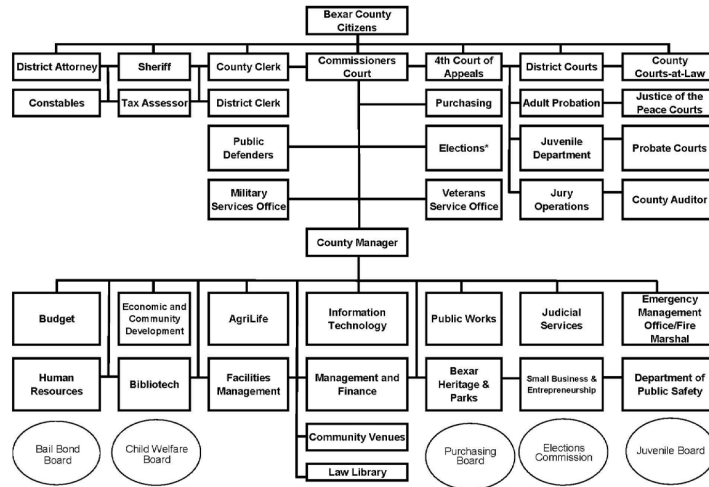
Leo S. Caldera, CIA, CGAP  
County Auditor





**PRINCIPAL OFFICIALS**

COUNTY JUDGE	PETER SAKAI
COMMISSIONER, PRECINCT 1	REBECA CLAY-FLORES
COMMISSIONER, PRECINCT 2	JUSTIN RODRIGUEZ
COMMISSIONER, PRECINCT 3	GRANT MOODY
COMMISSIONER, PRECINCT 4	TOMMY CALVERT, JR.
ASSESSOR-COLLECTOR OF TAXES	ALBERT URESTI
COUNTY CLERK	LUCY ADAME-CLARK
DISTRICT ATTORNEY	JOE GONZALES
DISTRICT CLERK	GLORIA MARTINEZ
SHERIFF	JAVIER SALAZAR
COUNTY AUDITOR	LEO S. CALDERA
COUNTY MANAGER	DAVID SMITH
PURCHASING AGENT	PATRICIA TORRES





Government Finance Officers Association

# Certificate of Achievement for Excellence in Financial Reporting

Presented to

**Bexar County  
Texas**

For its Annual Comprehensive  
Financial Report  
For the Fiscal Year Ended

September 30, 2021

*Christopher P. Merrill*

Executive Director/CEO

## INDEPENDENT AUDITOR'S REPORT

To the Honorable County Judge and Commissioners  
Bexar County, Texas

### Report on the Audit of the Financial Statements

#### Opinions

We have audited the accompanying financial statements of the governmental activities, the business-type activities, the aggregate discretely presented component units, each major fund, and the aggregate remaining fund information of Bexar County, Texas (the County) as of and for the year ended September 30, 2022, and the related notes to the financial statements, which collectively comprise the County's basic financial statements as listed in the table of contents.

In our opinion, the financial statements referred to above present fairly, in all material respects, the respective financial position of the governmental activities, the business-type activities, the aggregate discretely presented component units, each major fund, and the aggregate remaining fund information of the County, as of September 30, 2022, and the respective changes in financial position, and, where applicable, cash flows thereof for the year then ended in accordance with accounting principles generally accepted in the United States of America.

We did not audit the financial statements of the University Health System (the System) and the Westside 211 Special Improvement District (the Westside 211 SID) which represent 94 percent, 103 percent, and 98 percent, respectively, of the assets, net position, and revenues of the discretely presented component units as of September 30, 2022. Those statements were audited by other auditors whose report has been furnished to us, and our opinion, insofar as it relates to the amounts included for the System and the Westside 211 SID, is based solely on the report of the other auditors.

#### Basis for Opinions

We conducted our audit in accordance with auditing standards generally accepted in the United States of America and the standards applicable to financial audits contained in Government Auditing Standards, issued by the Comptroller General of the United States. Our responsibilities under those standards are further described in the Auditor's Responsibilities for the Audit of the Financial Statements section of our report. We are required to be independent of the County and to meet our other ethical responsibilities, in accordance with the relevant ethical requirements relating to our audit. We believe that the audit evidence we have obtained is sufficient and appropriate to provide a basis for our audit opinions. The financial statements of the Cibola Canyons Special Improvement District (the District) and the Westside 211 SID were not audited in accordance with Government Auditing Standards.

#### ***Change in Accounting Principle***

As discussed in Note L to the financial statements, in fiscal year 2022, the County adopted new accounting guidance, GASB Statement No. 87 (GASBS 87). Leases, which establishes a single model for lease accounting based on the foundational principle that leases are financings of the right to use an underlying asset. The County as a lessee, and as required by GASBS 87, has recognized a right-to-use liability and an intangible right-to-use lease assets. Additionally, as a lessor, the County has recognized a lease receivable and a related deferred inflow of resources for amounts due in subsequent periods related to the leasing activity. Our opinions are not modified with respect to this matter.

#### ***Responsibilities of Management for the Financial Statements***

Management is responsible for the preparation and fair presentation of the financial statements in accordance with accounting principles generally accepted in the United States of America, and for the design, implementation, and maintenance of internal control relevant to the preparation and fair presentation of financial statements that are free from material misstatement, whether due to fraud or error.

In preparing the financial statements, management is required to evaluate whether there are conditions or events, considered in the aggregate, that raise substantial doubt about the County's ability to continue as a going concern for twelve months beyond the financial statement date, including any currently known information that may raise substantial doubt shortly thereafter.

#### ***Auditor's Responsibilities for the Audit of the Financial Statements***

Our objectives are to obtain reasonable assurance about whether the financial statements as a whole are free from material misstatement, whether due to fraud or error, and to issue an auditor's report that includes our opinions. Reasonable assurance is a high level of assurance but is not absolute assurance and therefore is not a guarantee that an audit conducted in accordance with generally accepted auditing standards and Government Auditing Standards will always detect a material misstatement when it exists. The risk of not detecting a material misstatement resulting from fraud is higher than for one resulting from error, as fraud may involve collusion, forgery, intentional omissions, misrepresentations, or the override of internal control. Misstatements are considered material if there is a substantial likelihood that, individually or in the aggregate, they would influence the judgment made by a reasonable user based on the financial statements.

In performing an audit in accordance with generally accepted auditing standards and Government Auditing Standards, we:

- Exercise professional judgment and maintain professional skepticism throughout the audit.
- Identify and assess the risks of material misstatement of the financial statements, whether due to fraud or error, and design and perform audit procedures responsive to those risks. Such procedures include examining, on a test basis, evidence regarding the amounts and disclosures in the financial statements.
- Obtain an understanding of internal control relevant to the audit in order to design audit procedures that are appropriate in the circumstances, but not for the purpose of expressing an opinion on the effectiveness of the County's internal control. Accordingly, no such opinion is expressed.
- Evaluate the appropriateness of accounting policies used and the reasonableness of significant accounting estimates made by management, as well as evaluate the overall presentation of the financial statements.
- Conclude whether, in our judgment, there are conditions or events, considered in the aggregate, that raise substantial doubt about the County's ability to continue as a going concern for a reasonable period of time.

We are required to communicate with those charged with governance regarding, among other matters, the planned scope and timing of the audit, significant audit findings, and certain internal control-related matters that we identified during the audit.

#### ***Required Supplementary Information***

Accounting principles generally accepted in the United States of America require that the management's discussion and analysis, budgetary comparison information – general fund, the schedule of changes in total OPEB liability and related ratios, and the Texas County and District Retirement System pension information, as listed in the table of contents be presented to supplement the basic financial statements. Such information is the responsibility of management and, although not a part of the basic financial statements, is required by the Governmental Accounting Standards Board who considers it to be an essential part of financial reporting for placing the basic financial statements in an appropriate operational, economic, or historical context. We have applied certain limited procedures to the required supplementary information in accordance with auditing standards generally accepted in the United States of America, which consisted of inquiries of management about the methods of preparing the information and comparing the information for consistency with management's responses to our inquiries, the basic financial statements, and other knowledge we obtained during our audit of the basic financial statements. We do not express an opinion or provide any assurance on the information because the limited procedures do not provide us with sufficient evidence to express an opinion or provide any assurance.

#### ***Supplementary Information***

Our audit was conducted for the purpose of forming opinions on the financial statements that collectively comprise the County's basic financial statements. The accompanying individual Debt Service fund - schedules of revenues, expenditures and changes in fund balance – budget and actual, the individual nonmajor fund - schedules of revenues, expenditures and changes in fund balance – budget and actual, combining nonmajor fund financial statements and schedule of expenditures of federal awards, as required by Title 2 U.S. Code of Federal Regulations Part 200, Uniform Administrative Requirements, Cost Principles, and Audit Requirements for Federal Awards, are presented for purposes of additional analysis, and are not a required part of the basic financial statements. Such information is the responsibility of management and was derived from and relates directly to the underlying accounting and other records used to prepare the basic financial statements. The information has been subjected to the auditing procedures applied in the audit of the basic financial statements and certain additional procedures, including comparing and reconciling such information directly to the underlying accounting and other records used to prepare the basic financial statements or to the basic financial statements themselves, and other additional procedures in accordance with auditing standards generally accepted in the United States of America. In our opinion, the individual Debt Service fund - schedules of revenues, expenditures and changes in fund balance – budget and actual, the individual nonmajor fund - schedules of revenues, expenditures and changes in fund balance – budget and actual, combining and individual nonmajor fund financial statements and the schedule of expenditures of federal awards are fairly stated in all material respects, in relation to the basic financial statements as a whole.

#### ***Other Information***

Management is responsible for the other information included in the annual report. The other information comprises the introductory and statistical sections but does not include the basic financial statements and our auditor's report thereon. Our opinions on the basic financial statements do not cover the other information, and we do not express an opinion or any form of assurance thereon.

**Bexar County, Texas**  
**Management Discussion & Analysis**  
**For Year Ended September 30, 2022**

This section of the Bexar County annual comprehensive financial report presents management's discussion and analysis ("MD&A") of the financial performance of the primary government during the fiscal year ended September 30, 2022. The MD&A should be read in conjunction with the transmittal letter at the front of this report and the County's basic financial statements and related notes following this section. The MD&A is a narrative overview and analysis of the financial activities of Bexar County for the fiscal year ended September 30, 2022 offered by management of Bexar County (the County).

For information specific to the University Health System (the System), a significant discretely presented component unit of the County, please refer to the MD&A included in the separately issued financial statements of the System. A copy of those financial statements may be obtained by contacting the University Health System's Financial Offices: 4502 Medical Drive, San Antonio, Texas 78229.

For information specific to Cibolo Canyons Special Improvement District (the District), a discretely presented component unit of the County, please refer to the MD&A included in the separately issued financial statements of the District. A copy of those financial statements may be obtained by contacting the District's General Counsel: 7550 W-IH 10, San Antonio, Texas 78223.

For information specific to the Alamo Regional Mobility Authority (the Authority), a discretely presented component unit of the County, please refer to the MD&A included in the separately issued financial statements of the Authority. A copy of those financial statements may be obtained by contacting the Alamo Regional Mobility Authority c/o Bexar County Public Works: 1948 Probandt, San Antonio, Texas 78214.

For information specific to the Westside 211 Special Improvement District (the Westside 211 SID), a discretely presented component unit of the County, please refer to the MD&A included in the separately issued financial statements of the Westside 211 SID. A copy of those financial statements may be obtained by contacting the Westside 211 SID's General Counsel: 601 NW Loop 410, Suite 100, San Antonio 78216.

**FINANCIAL HIGHLIGHTS**

**GOVERNMENT-WIDE FINANCIAL STATEMENTS**

- The total government-wide assets and deferred outflows of resources of the County exceeded the liabilities and deferred inflows of resources at September 30, 2022 by \$313,091,106 and are reported as total net position of the primary government. However, in the previous year, assets and deferred outflows of resources exceeded liabilities and deferred inflows of resources by \$192,492,019. The total net position is comprised of unrestricted net position (funds that may be used to meet ongoing obligations to citizens and creditors), restricted net position (funds to be used for a specified purpose), and net investment in capital assets.
- The government-wide total net position increased by \$120,599,087 during the fiscal year ending September 30, 2022. The change is mainly attributed to an increase in governmental activities of \$104,475,296. Comparative changes can be examined as follows:

• Total net position of the primary government is comprised of:

- 1) Net investment in capital assets, which includes land, buildings, improvements, roads, bridges, equipment, furniture and fixtures as well as construction in progress, net of accumulated depreciation:

September 30, 2022	\$955,731,969
September 30, 2021	\$1,049,745,682


- 2) Net position restricted by constraints imposed from outside the County such as debt obligations, regulations and/or federal and state laws:

September 30, 2022	\$416,424,237
September 30, 2021	\$415,888,899

In connection with our audit of the basic financial statements, our responsibility is to read the other information and consider whether a material inconsistency exists between the other information and the basic financial statements, or the other information otherwise appears to be materially misstated. If, based on the work performed, we conclude that an uncorrected material misstatement of the other information exists, we are required to describe it in our report.

**Other Reporting Required by Government Auditing Standards**

In accordance with Government Auditing Standards, we have also issued our report dated March 31, 2023, on our consideration of the County's internal control over financial reporting and on our tests of its compliance with certain provisions of laws, regulations, contracts, and grant agreements and other matters. The purpose of that report is solely to describe the scope of our testing of internal control over financial reporting and compliance and the results of that testing, and not to provide an opinion on the effectiveness of the County's internal control over financial reporting or on compliance. That report is an integral part of an audit performed in accordance with Government Auditing Standards in considering the County's internal control over financial reporting and compliance.

  
 Gary L. Grier

March 31, 2023

**Bexar County, Texas**  
**Management Discussion & Analysis**  
**For Year Ended September 30, 2022**

**OVERVIEW OF THE FINANCIAL STATEMENTS (Continued)**

The government-wide financial statements are designed to provide readers with a broad overview of the financial position of the County in a manner similar to a private-sector business. The statements include a Statement of Net Position and a Statement of Activities. Both of these statements are presented using the accrual basis of accounting; therefore, revenues are recorded when earned and expenses are recorded when a liability is incurred.

The Statement of Net Position presents information on all County assets, deferred outflows of resources, liabilities and deferred inflow of resources, with the difference between the four reported as net position. Over time, increases or decreases in net position will serve the reader as a useful indicator of whether the financial position of the County is improving or deteriorating (Table 1 – Statistical Section). There are other non-financial factors, such as changes in the County's property tax base (Tables 5 to 8 – Statistical Section) and the condition of the County's roads, which should be considered to assess the overall health of the County. Another important factor to be taken into consideration is the County expenditures for assets owned by other entities. Table 19 in the Statistical Section lists those expenditures beginning with fiscal year 2007.

The Statement of Activities presents information showing how net position changed during the most recent fiscal year. All changes in net position are reported as soon as the underlying event giving rise to the change occurs, regardless of the timing of related cash flows. Due to a full accrual presentation, revenues and expenses are reported in this statement for some items that will affect cash flows in future fiscal periods (Table 2 - Statistical Section). Allocated within the governmental activities functions in the Statement of Activities are expenses for services provided by the Internal Service Funds.

Both government-wide financial statements distinguish functions of the County that are governmental activities principally supported by taxes, operating and capital grants, and charges for services that are intended to recover all or in part a portion of their costs through user fees, and investment earnings.

The governmental activities of the County include general government, judicial, public safety, education and recreation, public works, and health and public welfare. The business-type activities of the County include various community venue activities and the AT&T Center, which is the home court of the San Antonio Spurs and the Stock Show and Rodeo, the Commissary operated by the Sheriff's office for inmates, four County owned parking facilities, and the operation of a firing range.

Component units are included in the County's basic financial statements and consist of legally separate entities for which the County is financially accountable. Three component units - Bexar County Housing Finance Corporation, Bexar County Health Facilities Development Corporation and Bexar County Industrial Development Corporation - are blended with the County. The four discretely presented component units are the University Health System (the System), Chisob Canyons Special Improvement District (the District), Alamo Regional Mobility Authority (the Authority) and the Westside 211 Special Improvement District (the Westside 211 SID).

The System is reported as a discretely presented component unit because Commissioners Court appoints members of the System's Board and approves the System's tax rate, annual budget and issuance of bonded debt. The District and the Westside 211 SID are both reported as a discretely presented component units because Commissioners Court appoints and reappoints their seven member board of directors and is statutorily required to approve the issuance of any debt. The Authority is reported as a discretely presented component unit because Commissioners Court appoints and reappoints six of the seven members of its board of directors. The seventh member, the Chairman, is appointed by the Governor of the State of Texas. Additionally, the Commissioners Court, by statute, approves the projects that the Authority funds with its primary revenue source; the vehicle registration fee. In fiscal year 2021 the County formed a new Corporation – the Bexar County Public Facility Corporation. Through fiscal year 2022, it has no financial information to disclose. For more detailed information on these component units, refer to Note A of the basic financial statements.

**Bexar County, Texas**  
**Management Discussion & Analysis**  
**For Year Ended September 30, 2022**

**FINANCIAL HIGHLIGHTS (Continued)**

- 3) Unrestricted net position represents the portion available to meet current requirements and obligations to the County's creditors and citizens:

September 30, 2022	(\$1,059,065,100)
September 30, 2021	(\$1,272,442,562)

**FUND FINANCIAL STATEMENTS**

- As of September 30, 2022, the County's governmental funds reported combined fund balances of \$907,463,472, as compared with \$807,067,513 at September 30, 2021. The increase of \$100,395,959 is primarily due to the issuance of long term debt of \$105,125,000 in the Capital Projects Fund. Approximately 22.12%, or \$200,707,649, of the combined fund balances are unassigned at September 30, 2022 and are available to meet the County's current and future needs. The total fund balance for the Nonmajor Governmental Funds is \$79,146,072 at September 30, 2022 and \$84,507,069 at September 30, 2021. The fund balance for the Nonmajor Governmental Funds is dedicated to service specific County functions.
- At the end of the current fiscal year, fund balance for the General Fund was \$206,122,522, or 39.67%, of total General Fund expenditures for the year ended September 30, 2022. The County's General Fund experienced a \$63 million increase from the prior year. The increase is primarily due to an increase in the American Rescue Plan Act Fund source and a total of \$56,096,864. This is primarily due to transfers in from the American Rescue Plan Act Fund (ARPA Fund) of \$56,113,483 which represented Revenue Replacement (or Revenue Loss) from Fiscal Year 2020.
- At September 30, 2022, the County's Internal Service Funds had a deficit net position of \$195,426,166, a decrease in the deficit of \$10.9 million from the prior year. The decrease in the deficit is primarily attributed to the excess of operating revenue and transfers in from other funds over operating expenses of \$10,861,146. The Internal Service Funds include the decrease in the net other post-employment benefit (OPEB) liability and the changes in the related deferred outflows and inflows which net to \$829,371. See Note O to the basic financial statements for more information.

**LONG-TERM DEBT**

During the year, the County issued \$14,940,000 in Pass-Through Revenue and Limited Tax Bonds. The issuance was undertaken to pay for the County's obligations arising under the Pass-Through Agreement with respect to constructing the State Highway 211 and to pay for the costs of issuing the Bonds. The County also issued \$90,185,000 in Combination Tax and Revenue Certificates of Obligation. The issuance was undertaken to make permanent public improvements. In addition, the County issued \$6,540,000 in Unlimited Tax Refunding Bonds, \$57,730,000 in Flood Control Limited Tax Refunding Bonds, and \$486,215,000 in Limited Tax Refunding Bonds. The County issued the Refunding Bonds for the purposes of reducing debt service payments over the next several years, which generated an economic gain of \$52,564,087. Note H to the basic financial statements provides details of long-term debt and information regarding Fiscal Year 2021-22 debt obligation activity.

**OVERVIEW OF THE FINANCIAL STATEMENTS**

This discussion and analysis is intended to introduce the reader to the County's basic financial statements. These statements are comprised of three basic components:

- 1) Government-wide financial statements,
- 2) Fund financial statements, and
- 3) Notes to the basic financial statements.

Required Supplementary Information is included in addition to the basic financial statements. The County includes its Single Audit report in the Compliance Section.

**Bexar County, Texas  
Management Discussion & Analysis  
For Year Ended September 30, 2022**

**OVERVIEW OF THE FINANCIAL STATEMENTS (Continued)**

**FUND FINANCIAL STATEMENTS**

The fund financial statements are groupings of related accounts that are used to maintain control over resources that have been segregated for specific activities or objectives. The County, like other state and local governments, uses fund accounting to ensure and demonstrate financial-related legal compliance. All of the funds of the County can be divided into three categories: governmental funds, proprietary funds and fiduciary funds.

**Governmental Funds**

Governmental funds are used to account for essentially the same functions reported as governmental activities in the government-wide financial statements. However, unlike the government-wide financial statements, governmental funds financial statements provide a detailed accounting of both the inflows and outflows of spendable resources available at the end of the fiscal year. Such information may be useful in evaluating the County's near-term financing requirements.

Because the focus of governmental funds is narrower than that of the government-wide financial statements, it is useful to compare the information presented for governmental funds with similar information presented for governmental activities in the government-wide financial statements. This will allow the reader to better understand the long-term impact of the government's near-term financing decisions. The governmental funds' Balance Sheet and the Statement of Revenues, Expenditures, and Changes in Fund Balances provide a reconciliation to facilitate this comparison between governmental funds and governmental activities and can be found on pages 35 and 37. Information is presented separately in the governmental funds' Balance Sheet and in the governmental funds' Statement of Revenues, Expenditures and Changes in Fund Balances for the major funds: General Fund, Debt Service Fund, Capital Projects Fund and the American Rescue Plan Act Fund (ARPA Fund).

Data from the Nonmajor Governmental Funds, which include 29 special revenue funds and three blended component units, are combined into a single, aggregated presentation. Individual fund data for each of these Nonmajor Governmental Funds is provided in the combining statements which can be found on pages 137-151 for the Nonmajor Governmental Funds that have a legally adopted annual budget.

The County maintains various special revenue funds - virtually all are created by statute but only 18 are required to annually submit a budget to the Commissioners Court for review and adoption. Most of these funds receive financial resources from fees specifically designated by the State's legislature to be used for a specified purpose.

In addition, the County is awarded grants by the State and the Federal governments. These grants cover periods as short as six months to multiple years. Typically, the grant programs have budgets approved by the grantor which may span several months to multiple years.

Various law enforcement agencies, including the District Attorney's Office, are awarded forfeited funds either by the State of Texas or the Federal government. These funds are to be used to support the law enforcement activity of the office. While there is no requirement for the federal funds to be budgeted, State law requires all public funds to be appropriated and presented to Commissioners Court. Therefore, every year the departments appropriate funds on hand that will be used in the following year.

**Proprietary Funds**

Proprietary funds provide the same type of information as the government-wide financial statements, only in more detail. The County's proprietary funds are maintained in two formats:

- An enterprise fund is used to report the same functions presented as business-type activities in the government-wide financial statements.

**Bexar County, Texas  
Management Discussion & Analysis  
For Year Ended September 30, 2022**

**OVERVIEW OF THE FINANCIAL STATEMENTS (Continued)**

**FUND FINANCIAL STATEMENTS**

The fund financial statements are groupings of related accounts that are used to maintain control over resources that have been segregated for specific activities or objectives. The County, like other state and local governments, uses fund accounting to ensure and demonstrate financial-related legal compliance. All of the funds of the County can be divided into three categories: governmental funds, proprietary funds and fiduciary funds.

**Governmental Funds**

Governmental funds are used to account for essentially the same functions reported as governmental activities in the government-wide financial statements. However, unlike the government-wide financial statements, governmental funds financial statements provide a detailed accounting of both the inflows and outflows of spendable resources available at the end of the fiscal year. Such information may be useful in evaluating the County's near-term financing requirements.

Because the focus of governmental funds is narrower than that of the government-wide financial statements, it is useful to compare the information presented for governmental funds with similar information presented for governmental activities in the government-wide financial statements. This will allow the reader to better understand the long-term impact of the government's near-term financing decisions. The governmental funds' Balance Sheet and the Statement of Revenues, Expenditures, and Changes in Fund Balances provide a reconciliation to facilitate this comparison between governmental funds and governmental activities and can be found on pages 35 and 37. Information is presented separately in the governmental funds' Balance Sheet and in the governmental funds' Statement of Revenues, Expenditures and Changes in Fund Balances for the major funds: General Fund, Debt Service Fund, Capital Projects Fund and the American Rescue Plan Act Fund (ARPA Fund).

Data from the Nonmajor Governmental Funds, which include 29 special revenue funds and three blended component units, are combined into a single, aggregated presentation. Individual fund data for each of these Nonmajor Governmental Funds is provided in the combining statements which can be found on pages 137-151 for the Nonmajor Governmental Funds that have a legally adopted annual budget.

The County maintains various special revenue funds - virtually all are created by statute but only 18 are required to annually submit a budget to the Commissioners Court for review and adoption. Most of these funds receive financial resources from fees specifically designated by the State's legislature to be used for a specified purpose.

In addition, the County is awarded grants by the State and the Federal governments. These grants cover periods as short as six months to multiple years. Typically, the grant programs have budgets approved by the grantor which may span several months to multiple years.

Various law enforcement agencies, including the District Attorney's Office, are awarded forfeited funds either by the State of Texas or the Federal government. These funds are to be used to support the law enforcement activity of the office. While there is no requirement for the federal funds to be budgeted, State law requires all public funds to be appropriated and presented to Commissioners Court. Therefore, every year the departments appropriate funds on hand that will be used in the following year.

**Proprietary Funds**

Proprietary funds provide the same type of information as the government-wide financial statements, only in more detail. The County's proprietary funds are maintained in two formats:

- An enterprise fund is used to report the same functions presented as business-type activities in the government-wide financial statements.

**Bexar County, Texas  
Management Discussion & Analysis  
For Year Ended September 30, 2022**

**OVERVIEW OF THE FINANCIAL STATEMENTS (Continued)**

**FUND FINANCIAL STATEMENTS (Continued)**

**Proprietary Funds (Continued)**

- The Community Venue Fund is considered to be a major enterprise fund of the County. The fund is used to account for proceeds derived by the County from its sale of venue project revenue bonds for the primary purpose of financing a portion of the costs of certain projects authorized at the 2008 Venue election.
- The Sheriff's Commissary Fund is used to account for commissary sales to inmates housed in the Bexar County jail.
- The Parking Facilities Fund is used to account for the operation and maintenance of parking facilities. The facilities are intended to be financed primarily through user charges.
- The Firing Range Fund is used to account for the operation and maintenance of a firing range. The facility is intended to be financed primarily through user charges.
- An Internal Service Fund is used to account for goods or services provided to one department by another on a cost reimbursement basis. The fund is profit and loss oriented and hence follows accrual accounting.

The County uses internal service funds to account for: the maintenance of County vehicles; the print shop; other post-employment benefits; the administration of the County's self-insurance programs for health, workers compensation and property liability claims; and the employee management system. Because these services primarily benefit governmental departments, they are included in the government-wide financial statements. Individual fund data for the five internal service funds is provided in the form of combining statements on pages 181-185. The County's five internal service funds are combined into a single, aggregated presentation in the proprietary funds' financial statements.

**Fiduciary Funds**

A Fiduciary fund is used to account for resources held for the benefit of parties outside the government. Fiduciary funds are not reflected in the government-wide financial statements because the resources are not available to support programs and services provided by the County. The County's fiduciary funds consist of only custodial funds. The County's fiduciary financial information is reported in a separate Statement of Fiduciary Net Position and Statement of Changes in Fiduciary Net Position on pages 43-44. Individual fund data for the custodial funds is provided with the combining statements on pages 187-191.

**NOTES TO THE BASIC FINANCIAL STATEMENTS**

The notes to the basic financial statements provide additional information that is essential to a full understanding of the data provided in both the government-wide and fund financial statements. Notes to the basic financial statements begin on page 49.

**REQUIRED SUPPLEMENTARY INFORMATION**

Required supplementary information is presented to reflect budgetary compliance for the County's General Fund. The County adopts an annual budget for this fund. A budgetary comparison schedule, which includes the original and final amended budget and actual figures, has been provided to demonstrate compliance with this budget. This section also includes the Schedule of Changes in Net Pension Liability and Related Ratios, the Schedule of Employer Pension Contributions and the Schedule of Changes in Total OPEB Liability. Required supplementary information begins on page 117.

**Bexar County, Texas**  
**Management Discussion & Analysis**  
**For Year Ended September 30, 2022**

**COMPLIANCE SECTION**

The compliance section contains the report on compliance with the U.S. Office of Management and Budget (OMB) Compliance Supplement and Title 2 U.S. Code of Federal Regulations Part 200, *Uniform Administrative Requirements, Cost Principles, and Audit Requirements for Federal Awards* (Uniform Guidance), and the State of Texas Single Audit Circular that are applicable to each major federal and state program for the fiscal year ended September 30, 2022, along with the schedule of expenditures of federal and state awards, and schedule of federal and state award findings and questioned costs.

**GOVERNMENT-WIDE FINANCIAL ANALYSIS**

The current financial reporting model focuses on net position and serves as a useful indicator of a government's financial position. For the primary government, assets and deferred outflows of resources exceeded liabilities and deferred inflows of resources by \$313,091,106 at September 30, 2022 as compared to \$192,492,019 in the prior fiscal year. This represents a \$120,599,087, or 62.65%, increase.

The following are condensed statements of net position for fiscal years 2022 and 2021.

	Condensed Statement of Net Position		
	September 30, 2022	September 30, 2021	Total
Current and other assets	\$ 1,356,205,710	\$ 1,486,619,566	\$ 2,842,825,276
Noncurrent assets	78,634,070	102,887,797	181,521,867
Capital assets	1,889,374,466	181,132,840	2,070,507,306
Total assets	3,324,214,246	335,800,433	3,660,014,669
Deferred outflows of resources	152,285,222	7,115,570	159,400,892
Current and other liabilities	497,312,740	11,753,059	509,065,799
Noncurrent liabilities	2,350,340,411	358,272,673	2,708,613,084
Total liabilities	2,847,653,151	370,025,732	3,217,678,883
Deferred inflows of resources	273,206,911	15,438,661	288,645,572
Net position:			
Net investment in capital assets	997,147,292	(41,415,323)	955,731,969
Restricted net position	391,946,869	24,477,368	416,424,237
Unrestricted net position	(1,033,454,655)	(25,610,445)	(1,059,065,100)
Total net position	\$ 355,639,506	\$ (42,548,400)	\$ 313,091,106

**GOVERNMENT-WIDE FINANCIAL ANALYSIS (Continued)**

**Condensed Statement of Net Position**  
**September 30, 2021**

	Primary Government		Total
	Governmental	Business-type Activities	
Current and other assets	\$ 1,113,191,004	\$ 997,533,057	\$ 2,110,724,061
Noncurrent assets	7,506,097	27,632,518	35,138,615
Capital assets	1,869,172,224	187,561,570	2,056,733,794
Total assets	2,991,869,325	314,946,945	3,306,816,270
Deferred outflows of resources	169,267,101	8,126,104	177,393,205
Current and other liabilities	363,603,944	12,247,714	375,851,658
Noncurrent liabilities	2,473,504,827	369,143,798	2,842,648,625
Total liabilities	2,837,108,771	381,391,512	3,218,500,283
Deferred inflows of resources	72,863,445	333,728	73,217,173
Net position:			
Net investment in capital assets	1,002,476,427	47,269,255	1,049,745,682
Restricted net position	384,389,978	30,798,921	415,188,899
Unrestricted net position	(1,135,702,195)	(136,740,367)	(1,272,442,562)
Total net position	\$ 251,164,210	\$ (58,672,191)	\$ 192,492,019

For governmental activities, total net position of \$355,639,506 reflects a 41.60%, or \$104,475,296, increase from the prior fiscal year.

For business-type activities, total net position deficit of \$42,548,400 reflects a 27.48%, or \$16,123,791, decrease from the prior fiscal year.

Net OPEB liability decreased by \$40,352,634 from \$227,493,053 in the prior fiscal year to \$187,140,419 in the current fiscal year. The prior year net pension liability of \$166,644,668 converted to a net pension asset in the current year of \$55,969,325. This was an increase of \$222,613,993. Deferred outflows of resources related to the net pension asset and the net OPEB decreased by \$17,941,012 from \$147,778,751 in the prior fiscal year to \$129,837,739 in the current fiscal year. Deferred inflows of resources related to the net pension asset and the net OPEB increased by \$200,509,119 from \$73,217,173 in the prior fiscal year to \$273,726,892. See Note N and Note O for more details.

The County's assets and deferred outflows of resources exceeded its liabilities and deferred inflows of resources by \$313,091,106 at September 30, 2022 which is a 62.65%, or \$120,599,087, increase over the prior fiscal year. The following is a further analysis of the increases.

Net investment in capital assets of \$955,731,969 represents the County's investment in capital assets such as buildings, infrastructure, land, construction and equipment in progress, net of accumulated depreciation and related debt. Although the County's investment in its capital assets is reported net of related debt, it should be noted that resources needed to repay this debt must be externally provided from other sources. Liquidation of capital assets is not an alternative to providing funds to service debt and other related liabilities.

Restricted net position of \$416,424,237 represents resources that are subject to external restrictions as to the use of the funds. For governmental activities, net position is restricted as follows:

- 1) The largest portion of restricted net position is \$258,991,529 for capital projects.

**Bexar County, Texas  
Management Discussion & Analysis  
For Year Ended September 30, 2022**

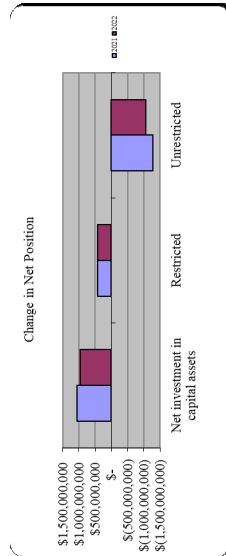
**Bexar County, Texas  
Management Discussion & Analysis  
For Year Ended September 30, 2022**

**GOVERNMENT-WIDE FINANCIAL ANALYSIS (Continued)**

The condensed statement of activities reflects the changes in net position for fiscal years ended September 30, 2022 and 2021.

- 2) The County has net position in various grant programs totaling to \$15,548,065; however, this net position is to be used to fund continual budgets related to specific federal and state programs. Excess funding is returned at the end of the grant programs.
- 3) Legislative net position of \$63,004,243 is comprised of a majority of the special revenue funds that were created through the establishment of fees by the State Legislature or through federal funding to serve specific purposes. Accordingly, those revenues generated may only be used as directed by legislation.
- 4) Net position restricted for debt service is \$78,880,400.

The deficit balance in unrestricted net position of \$1,033,454,655 is comprised of a deficit balance of \$1,033,454,655 in governmental activities and \$25,610,445 in business-type activities. The deficit balances are primarily attributed to County expenses for assets owned by other entities. The County issues bonds to finance these projects that do not get capitalized on the County's basic financial statements. The net effect of these transactions leaves a liability balance on the County's basic financial statements for the bonds the County is still obligated to pay. The total balance for expenses on assets owned by other entities is \$12,742,828,320 at September 30, 2022. See Table 19 in the Statistical Section for detailed balances.



The difference between total fund balance in the governmental fund Balance Sheet (fund financial statements) and total net position for governmental activities in the Statement of Net Position (government-wide) is a decrease of \$551,823,966. This difference exists because of items that are presented in the government-wide financial statements that are not presented in the fund financial statements, such as:

- Leased assets used in governmental activities of \$15,805,298
- Lease liabilities not due and payable with current financial resources of \$15,711,921
- Capital assets used in governmental activities of \$1,889,192,779
- Investments in joint ventures of \$7,168,813
- Adjustments to reorganize (S&T, 502,416)
- Long-term liabilities of (\$2,281,502,416)
- Net position of the Internal Service Funds (\$195,426,166)

A detailed reconciliation can be found in the basic financial statements, page 35.

**Condensed Statement of Activities  
For the Fiscal Year Ended September 30, 2022**

	Condensed Statement of Activities For the Fiscal Year Ended September 30, 2022		
	Governmental Activities	Business- Type Activities	Total
<b>Revenues</b>			
Program revenues:			
Charges for service	\$ 98,140,763	\$ 9,414,600	\$ 107,555,363
Operating grants and contributions	127,758,272	-	127,758,272
Capital grants and contributions	111,967,646	-	111,967,646
General revenues:			
Ad valorem taxes	541,270,513	-	541,270,513
Motor vehicle taxes	21,145,037	11,934,787	33,079,824
Other taxes	14,019,865	20,679,548	34,699,413
Investment earnings	19,562,316	984,136	20,546,452
Miscellaneous	20,868,340	1,408,350	22,276,690
<b>Total Revenues</b>	<b>954,732,752</b>	<b>44,221,421</b>	<b>998,954,173</b>
<b>Expenses</b>			
General government	184,784,097	-	184,784,097
Judicial	126,523,666	-	126,523,666
Public safety	234,456,492	-	234,456,492
Education and recreation	11,130,957	-	11,130,957
Public works	184,382,561	-	184,382,561
Health and public welfare	33,293,113	-	33,293,113
Interest and other charges	75,850,817	-	75,850,817
Unallocated depreciation	114,711	-	114,711
Community venue	-	21,407,149	21,407,149
Commissary	-	5,593,688	5,593,688
Firing range	-	164,743	164,743
Parking facilities	-	853,092	853,092
<b>Total Expenses</b>	<b>850,536,414</b>	<b>28,018,672</b>	<b>878,555,086</b>
Excess (Deficiency) before other items and transfers	104,196,338	16,402,749	120,599,087
Transfers	278,958	(278,958)	-
Change in net position	104,475,296	16,123,791	120,599,087
Net position - beginning	251,164,210	(58,672,191)	192,492,019
<b>Net position - ending</b>	<b>\$ 355,639,596</b>	<b>\$ (42,548,400)</b>	<b>\$ 313,091,196</b>



**Bexar County, Texas  
Management Discussion & Analysis  
For Year Ended September 30, 2022**

**GOVERNMENT-WIDE FINANCIAL ANALYSIS (Continued)**  
**REVENUE ANALYSIS (Continued)**

For the year ended September 30, 2022, total revenues for the primary government were \$999,154,173 compared to \$819,459,722 for the year ending September 30, 2021, a net increase of \$179,694,451. Governmental activities provided revenues of \$954,732,752 and \$785,887,631 in 2022 and 2021, respectively, while business-type activities provided revenues of \$44,421,421 and \$33,572,091 in 2022 and 2021, respectively.

Property taxes represented the largest revenue source for the governmental activities for the two periods. The tax rate for fiscal year 2022 was \$0.299999 and 2021 is was \$0.301097 per hundred (\$100) dollars of valuation as authorized by Commissioners Court.

A comparative overview of ad valorem tax revenue, appraised values, and taxable values for the current and prior fiscal periods is as follows:

	Year Ended		Percentage Change From Prior Year
	September 30, 2022	September 30, 2021	
Ad Valorem Tax Revenue	\$ 541,270,513	\$ 516,294,174	4.84%
Appraised Value	\$ 224,401,007,356	\$ 212,949,677,747	5.38%
Taxable Value	\$ 191,621,280,326	\$ 182,629,182,956	4.92%

Program revenues for the primary government are principally derived from the program that the revenues service and thereby reduce the cost of the function to the County. For the fiscal years ended September 30, 2022 and 2021 program revenues for the County were \$347,281,281 and \$231,804,189, respectively. Program revenue is made up of charges for services and operating and capital grants and contributions.

Operating and capital grants and contributions increased in the current fiscal year by 83.10% compared to last fiscal year. This increase is primarily due to the County revenue recognized from the American Rescue Plan Act Fund (ARPA Fund) and the Emergency Rental Assistance (ERA Fund) of \$70,270,701 and \$15,213,351 in the current fiscal year in contrast to \$623,700 and \$2,448,214 million recognized in the prior fiscal year. Comparative overviews of these revenues are as follows:

	Year Ended		Percentage Change From Prior Year
	September 30, 2022	September 30, 2021	
Charges for Services	\$ 107,555,363	\$ 100,879,902	6.62%
Operating and Capital Grants and Contributions	\$ 239,725,918	\$ 130,924,287	83.10%

General revenues are revenues that are not assigned to support a specific function, but are available to provide financial resources as necessary. Included in general revenues are ad valorem taxes (discussed previously), other tax related revenues, interest earned from investments, and miscellaneous income. Overall, general revenues for the primary government increased by \$64,217,359 compared to the prior fiscal period. The largest increases to general revenues were to ad valorem taxes of \$24,976,339. The increase to ad valorem taxes was due to the increase in appraised and taxable values as noted above.

**Bexar County, Texas  
Management Discussion & Analysis  
For Year Ended September 30, 2022**

**GOVERNMENT-WIDE FINANCIAL ANALYSIS (Continued)**  
**CONDENSED STATEMENT OF ACTIVITIES**

	Condensed Statement of Activities For the Fiscal Year Ended September 30, 2021		
	Governmental Activities	Business-type Activities	Total
<b>Revenues</b>			
Program revenues:			
Charges for service	\$ 90,540,127	\$ 10,339,775	\$ 100,879,902
Operating grants and contributions	56,866,361	-	56,866,361
Capital grants and contributions	74,057,926	-	74,057,926
General revenues:			
Ad valorem taxes	516,294,174	-	516,294,174
Motor vehicle taxes	16,993,680	9,515,123	26,508,803
Other taxes	10,720,142	13,662,649	24,382,791
Investment earnings	10,761,101	46,730	10,807,831
Miscellaneous	9,654,120	7,814	9,661,934
<b>Total Revenues</b>	<b>785,887,631</b>	<b>33,572,091</b>	<b>819,459,722</b>
<b>Expenses</b>			
General government	177,245,590	-	177,245,590
Judicial	120,220,305	-	120,220,305
Public safety	243,910,188	-	243,910,188
Education and recreation	9,228,480	-	9,228,480
Public works	178,007,337	-	178,007,337
Health and public welfare	43,565,934	-	43,565,934
Interest and other charges	74,488,409	-	74,488,409
Unallocated depreciation	114,711	-	114,711
Community venue	-	25,447,943	25,447,943
Commissary	-	5,855,348	5,855,348
Firing range	-	276,868	276,868
Parking facilities	-	918,231	918,231
<b>Total Expenses</b>	<b>846,780,954</b>	<b>32,498,390</b>	<b>879,279,344</b>
Excess (Deficiency) before other items and transfers	(60,893,323)	1,073,701	(59,819,622)
Transfers	(62,628)	(162,628)	-
Change in net position	(60,730,695)	911,073	(59,819,622)
Net position - beginning	311,894,905	(59,583,264)	252,311,641
<b>Net position - ending</b>	<b>\$ 251,164,210</b>	<b>\$ (58,672,191)</b>	<b>\$ 192,492,019</b>

**Bexar County, Texas  
Management Discussion & Analysis  
For Year Ended September 30, 2022**

**GOVERNMENT-WIDE FINANCIAL ANALYSIS (Continued)**

**EXPENSE ANALYSIS (Continued)**

- General government expenses increased by \$7,538,507. The increase is primarily due to an increase in American Rescue Plan Act Fund (ARPA Fund) spending of \$14,151,217 compared to \$623,700 in fiscal year 2021.
- Health and Public Welfare expenses decreased by \$10,272,821. The decrease is primarily due to the County having \$16,284,315 in Coronavirus Aid, Relief, and Economic Security Act (CARES Fund) expenditures during fiscal year 2021 in contrast to no expenditures in fiscal year 2022.
- Public Works expenses increased by \$6,375,224. The increase is primarily due to an increase in annual depreciation expenses of \$5,189,141. This is as result of several major road projects being recently completed with their associated costs now entering the depreciation phase of their life cycle.

Expenses for the business-type activities during the fiscal year decreased by \$4,479,718 compared to the previous fiscal year. Most of the decrease is attributed to Venue Fund not having refunding bonds issuance costs of \$1,919,862 as it did in the prior fiscal year and experiencing savings of \$1,996,098 in interest expense from refunded debt in the current fiscal year. See Note H for more details.

The difference between the governmental funds net change in fund balance in the Statement of Revenues, Expenditures and Changes in Fund Balances (fund financial statements) and the change in net position in the Statement of Activities (government-wide) is an increase of \$4,079,337. The variance exists because of items that are presented in the government-wide financial statements that are not presented in the fund financial statements and items reported in the fund financial statements that are not reported in the government-wide financial statements, such as:

- Expenditures of \$9,377,628 at the fund level for capital outlays that are capitalized at the government-wide level.
- Capital donations of \$77,576,595 and capital assets disposals of \$(1,213,501).
- Recording of transactions associated with leases differ at the fund and government-wide levels. Lease assets reported on the balance sheet of GASB 87 is \$18,937,023 and the related lease liability was \$(18,937,023), together with principal payments on leases of \$3,225,102 less current year amortization of \$(3,131,725) result in a net increase to net position of \$93,377.
- Depreciation expense of \$115,558,412 recorded at the government-wide level only.
- Investment in Joint Venture decreased by \$337,284.
- Recording of transactions associated with long term debt and liabilities differ at the fund and government-wide levels for a net decrease to net position of \$30,279,012.
- Other adjustments due to the change in the basis of revenue recognition that increases net position and a increase in net position of the Internal Service Funds reported as governmental activities at the government-wide level of \$3,558,800 and \$10,861,146, respectively.

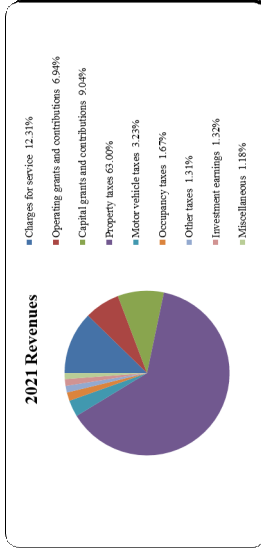
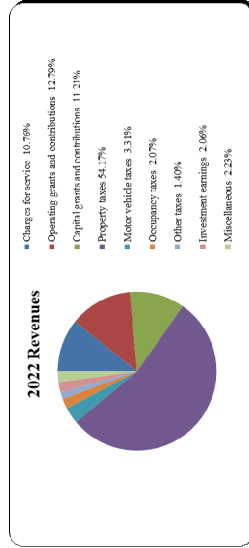
A detailed reconciliation can be found in the basic financial statements, page 37.

**Bexar County, Texas  
Management Discussion & Analysis  
For Year Ended September 30, 2022**

**GOVERNMENT-WIDE FINANCIAL ANALYSIS (Continued)**

**REVENUE ANALYSIS (Continued)**

**Government-Wide Revenues by Resource  
For the Years Ended September 30,**



**EXPENSE ANALYSIS**

For the year ended September 30, 2022, the function and program costs for the governmental activities were \$850,536,414 and \$28,018,672 for the business-type activity. Comparative figures for the prior fiscal year are \$846,780,954 and \$32,498,390, respectively.

Operating expenses for the governmental activities during the fiscal year increased by \$3,755,460 over the previous fiscal year due primarily to the following:

**Bexar County, Texas**  
**Management Discussion & Analysis**  
**For Year Ended September 30, 2022**

**FINANCIAL ANALYSIS OF FUNDS**

**MAJOR GOVERNMENTAL FUNDS**

The County's governmental functions are contained in the General, Debt Service, Capital Projects, the American Rescue Plan Act Fund (ARPA Fund) and Nonmajor Governmental Funds. The focus of the County's governmental funds is to provide information on near-term inflows, outflows, and balances of spendable resources. Such information is useful in assessing the County's annual financing and budgeting requirements. In particular, unassigned fund balance may serve as a useful measure of a government's net resources available for spending at the end of the fiscal year.

At September 30, 2022, the County's governmental funds reported a combined fund balance of \$907,463,472, and at September 30, 2021, reported \$807,067,513, an increase of \$100,395,959 or 12.44%. Of the total fund balance, \$200,707,649 or 22.12% constitutes unassigned fund balance, which is available to meet the County's current and future needs of its citizens. Restricted fund balance of \$700,747,186 or 77.22% of the total fund balance is restricted for debt service in the amount of \$54,282,718, capital expenditures in the amount of \$5,679,905,654 and special revenue funds in the amount of \$78,532,308. Committed fund balance of \$593,764 is attributed to a special revenue fund. The remainder of fund balance is in nonspendable form of \$5,414,873.

The following schedule compares the revenues by source of the County's governmental funds for fiscal years ending September 30, 2022 and 2021.

	Revenues Classified by Source		Increase (Decrease)
	2022	2021	
Governmental Funds			
September 30,			
<b>Revenues by source:</b>			
Ad valorem taxes	\$ 542,050,634	\$ 515,854,726	\$ 26,195,908
Other taxes, licenses, and permits	60,028,068	48,983,577	11,044,491
Intergovernmental revenue	142,983,676	79,463,990	63,519,686
Court costs and fines	14,612,624	13,203,549	1,409,075
Fees on motor vehicles	23,533,587	22,344,841	1,188,746
Other fees	45,048,636	42,678,662	2,369,974
Commissions from governmental units	5,936,571	5,728,462	208,109
Revenues from use of assets	19,822,040	11,349,229	8,472,811
Sales, refunds and miscellaneous	15,702,433	9,056,024	6,646,409
<b>Total revenues</b>	<b>\$ 869,718,269</b>	<b>\$ 748,663,060</b>	<b>\$ 121,055,209</b>

**The General Fund**

The General Fund is the chief operating fund of the County and a major governmental fund. At September 30, 2022, the total fund balance was \$206,122,572, of which \$200,707,649 was unassigned and \$5,414,873 was in nonspendable form. As a measure of the General Fund's liquidity, it is useful to compare unassigned fund balance to total expenditures and other financing uses (interfund transfers out). Unassigned fund balance is 37.25% of the combined total of General Fund expenditures and other financing uses. This is in compliance with the County's policy that the unassigned fund balance in the General Fund is to be maintained at a minimum 15% of the expenditures of the fiscal year.

**The Debt Service Fund**

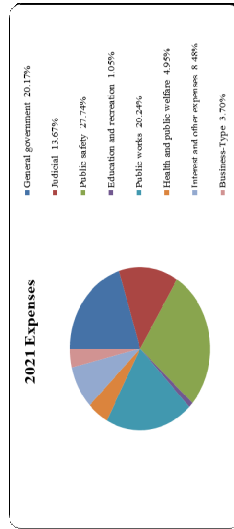
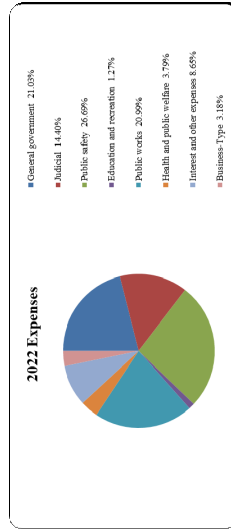
The Debt Service Fund, a major governmental fund, accounts for receipts and disbursements of funds related to the County's long-term debt obligations for governmental activities. Expenditures include principal and interest payments on County debt, San Antonio River Authority bonds (see Note K to the basic financial statements), and bond issuance costs. Restricted fund balance decreased by \$7,883,007 or 12.68% from prior year. The decrease is primarily due to a decrease in transfers in from other funds of \$4,607,863 compared to the prior year and an increase in bond issuance costs of \$4,584,892 due to the December 2021 bond issuances. For more information on the County's long-term debt, see Note H in the basic financial statements.

**Bexar County, Texas**  
**Management Discussion & Analysis**  
**For Year Ended September 30, 2022**

**GOVERNMENT-WIDE FINANCIAL ANALYSIS (Continued)**

**EXPENSE ANALYSIS (Continued)**

**Government-Wide Expenses by Function**  
**For the Year Ended September 30,**



**Bexar County, Texas  
Management Discussion & Analysis  
For Year Ended September 30, 2022**

**FINANCIAL ANALYSIS OF FUNDS (Continued)**

**MAJOR GOVERNMENTAL FUNDS (Continued)**

**The Capital Projects Fund**

The Capital Projects Fund, a major governmental fund, is used to account for receipts and disbursements relating to the acquisition or construction of major capital projects, including assets to be owned by other entities (see Statistical Section, Table 19). At September 30, 2022, the fund balance was \$567,905,654 compared with the 2021 fund balance of \$517,873,303, an increase of \$50,032,351. This increase is primarily attributed to the issuance of long-term debt of \$105,125,000. Long-term debt is the primary funding source for many of the County's major capital projects. More detailed information concerning capital improvement activity can be found in the Notes to the basic financial statements, Notes A, G, and Q.

**The ARPA Fund**

The American Rescue Plan Act Fund (ARPA Fund), a major governmental fund, was created in fiscal year 2021 after the County was allocated \$389 million as a result of Congress enacting the American Rescue Plan Act. The primary purpose of these funds is to pay for the public health response to COVID-19, negative economic impacts of COVID-19, premium pay for essential workers, public sector revenue loss, and infrastructure projects for water, sewer, and broadband. In fiscal year 2022 the County received the second and final installment of \$194,383,439. It expended \$102,701,701 of which \$66,113,483 was used for Fiscal Year 2020 Revenue Replacement (of Revenue Loss) and transferred to the General Fund.

The remainder of this page intentionally left blank

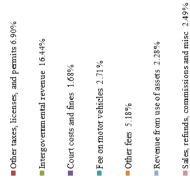
**Bexar County, Texas  
Management Discussion & Analysis  
For Year Ended September 30, 2022**

**FINANCIAL ANALYSIS OF FUNDS (Continued)**


**MAJOR GOVERNMENTAL FUNDS (Continued)**

**Governmental Funds Revenues by Resource  
For the Years Ended September 30,**

**2022 Revenues**



**2021 Revenues**



**Bexar County, Texas  
Management Discussion & Analysis  
For Year Ended September 30, 2022**

**FINANCIAL ANALYSIS OF FUNDS (Continued)**

**Community Venue Fund (Venue Fund)**

The Community Venue Fund currently is the County's only major business-type proprietary fund. This fund is used to account for proceeds derived by the County from its sale of venue project revenue bonds and receipts from visitor taxes - hotel occupancy tax and short-term motor vehicle tax - for the construction, improvements and financing of the various community projects approved by voters in the May 2008 election. The May 2008 bond election authorized the County to issue \$415 million in venue bonds to fund 24 projects within the County to include: San Antonio River improvements, construction of youth and amateur athletic facilities, community arena enhancements and renovations to the performing and cultural arts center. As of September 30, 2022, the County had issued \$397,950,000 of the \$415,000,000 authorized by the 2008 election. The debt is secured by and payable, in whole or in part, from the revenues derived by the County by imposing and collecting visitor taxes.

As of September 30, 2022, the Venue Fund's net position of (\$50,852,319) is made up of (\$41,710,549) in net investment in capital assets, \$24,477,368 of restricted net position for debt service and grant payments, and (\$33,619,138) of unrestricted net position. The change in net position was an increase of \$13,355,427 from the previous fiscal year. This is primarily due to an increase in the collection of the hotel occupancy taxes and motor vehicle taxes of \$7,016,899 and \$2,419,664, respectively.

**The Sheriff's Commissary Fund (Commissary Fund)**

The Commissary Fund supports the needs of inmates that are in the County Jail. All goods and services of the Commissary Fund are priced out of project tables and are billable for the inmates to purchase if the balance funds available in their Inmate Trust account. The profits made from the sales of goods and services are to be used to support services for the inmates as well as to support the personal needs of indigent inmates.

At September 30, 2022, the Commissary Fund had a total net position of \$6,476,909 compared with \$4,399,586 at September 30, 2021. The increase in net position of \$2,083,323 from 2021 is primarily attributed to an operating gain in 2022 of \$2,086,745.

**The Parking Facilities Fund**

The Parking Facilities Fund is used to account for the operation and maintenance of parking facilities. The facilities are intended to be financed primarily through user charges.

At September 30, 2022, the Parking Facilities Fund had a total net position of \$1,688,991 compared with \$1,141,968 at September 30, 2021. The increase in net position of \$547,023 from 2021 is primarily attributed to an increase in user fees of \$582,233. In late fiscal year 2021, the County entered into parking space lease agreements with San Antonio Independent School District and the United States General Service Administration with a commencement date in fiscal year 2022. This resulted in the increase in operating revenues.

**The Firing Range Fund**

The Firing Range Fund is used to account for the operation and maintenance of a firing range facility. The facility is intended to be financed primarily through user charges. At September 30, 2022, the Firing Range Fund had a net position of \$138,019 compared with \$11 at September 30, 2021. The increase in net position of \$138,018 is primarily attributed to a combination of a decrease in personnel costs of \$97,031 from staffing transfers and a \$269,192 transfer in from the General Fund.

**Internal Service Funds**

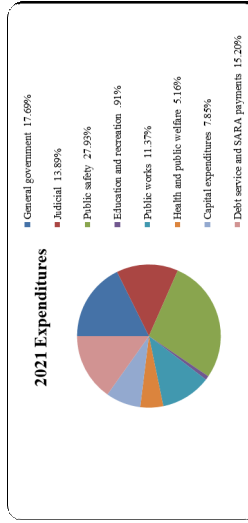
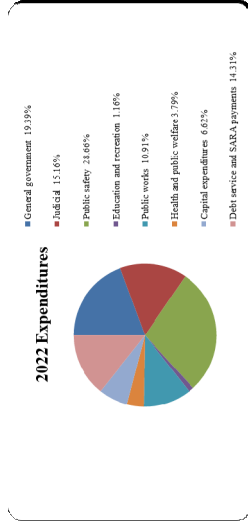
The County uses Internal Service Funds to support activities of the General Fund, Special Revenue Funds, Capital Projects Fund and ARPA Fund. For the year ended September 30, 2022, the Internal Service Funds reflected a deficit in net position of \$195,426,166 as compared to \$206,287,312 at September 30, 2021. Recovered from a deficit in 2021 included through premiums, fees, charges for services, and other income. Operating expenses for the current fiscal year were \$75,850,157. The largest expenses were claims paid through the self-insurance and the OPEB funds of \$67,012,046 and

**Bexar County, Texas  
Management Discussion & Analysis  
For Year Ended September 30, 2022**

**FINANCIAL ANALYSIS OF FUNDS (Continued)**

**MAJOR GOVERNMENTAL FUNDS (Continued)**

**Governmental Funds Expenditures by Function  
For the Years Ended September 30,**



**PROPRIETARY FUNDS**

The County accounts for five proprietary funds – four business-type activities (the Community Venue Fund, the Sheriff's Commissary Fund, the Parking Facilities Fund and the Firing Range Fund), and one governmental activity (Internal Service Funds). The County's proprietary fund statements provide the same type of information found in the government-wide financial statements but in more detail.

**Bexar County, Texas  
Management Discussion & Analysis  
For Year Ended September 30, 2022**

**CAPITAL ASSETS AND DEBT ADMINISTRATION**

CAPITAL ASSETS

The capital assets of the County are those assets (land, right-of-way, buildings, improvements, roads, bridges, machinery, and equipment) that are used by the County in performance of the County's functions. At September 30, 2022, capital assets (net of depreciation) for the governmental activities of the County were \$1,889,374,466 and at September 30, 2021, it was \$1,869,172,224. Retirements for the County were \$8,936,543 and \$3,324,816, for 2022 and 2021, respectively.

Depreciation on capital assets is recognized in the government-wide financial statements. Depreciation provided for the current fiscal year for the governmental activities was \$115,622,100 as compared to \$109,037,176 for the year ended September 30, 2021. At September 30, 2022, the County's governmental activities had \$304,622,616 invested in ongoing construction in progress compared to \$339,087,224 at the end of the prior fiscal year.

The balance in capital assets in the County's business-type activity at September 30, 2022 was \$181,132,841, as compared to \$187,561,370 at September 30, 2021. The depreciation provided for the current fiscal year was \$7,131,343 and \$7,138,544 for the prior fiscal period.

Major capital activity during the current fiscal year included additions of approximately \$77,576,595 in donated roads and \$59,377,628 in expenditures for construction costs associated with roads, buildings and major renovations to existing buildings for governmental activities. For additional information related to capital asset activity, see Note G to the basic financial statements.

A condensed analysis of the County's capital assets is as follows:

	Capital Assets (net of accumulated depreciation)		
	2022	September 30, 2021	Increase (Decrease)
<b>Governmental Activities:</b>			
Land	\$ 101,105,949	\$ 97,153,072	\$ 3,952,877
Buildings	352,926,493	347,583,979	5,342,514
Machinery and Equipment	34,369,469	27,378,941	6,990,528
Infrastructure	987,846,295	954,262,669	33,583,626
Construction in Progress	413,126,260	442,793,563	(29,667,303)
<b>Totals</b>	<b>1,889,374,466</b>	<b>1,869,172,224</b>	<b>20,202,242</b>
<b>Business-Type Activities:</b>			
Buildings	180,266,652	187,331,556	(7,064,904)
Equipment	296,226	152,420	143,806
Construction in Progress	570,962	77,394	493,568
<b>Totals</b>	<b>181,132,840</b>	<b>187,561,370</b>	<b>(6,428,530)</b>
<b>Total Capital Assets, net</b>	<b>\$ 2,070,507,306</b>	<b>\$ 2,056,733,594</b>	<b>\$ 13,773,712</b>

**Bexar County, Texas  
Management Discussion & Analysis  
For Year Ended September 30, 2022**

**FINANCIAL ANALYSIS OF FUNDS (Continued)**

PROPRIETARY FUNDS (Continued)

administrative fees of \$4,731,288 charged by the County's third party administrators. The increase in net position is primarily due to the decrease in self-insurance claims of \$5,734,198 and OPEB costs of \$6,722,319. For more information, see the combining statements on pages 175-185.

**GENERAL FUND BUDGETARY HIGHLIGHTS**

The General Fund's original and final revenue budget was \$496,796,525 with actual revenues of \$527,086,338. The difference of \$30,289,813 is primarily due to the County collecting more than budgeted in ad valorem taxes of \$8,587,242, in other taxes, licenses, and permits of \$9,130,830, and in sales, refunds, and miscellaneous fees of \$4,222,640.

The final amended expenditure budget was \$511,087,846 and actual expenditures were \$519,575,591, a difference of (\$8,487,745). The negative variance is primarily due to the implementation of GASB Statement No. 87 Leases, which changed the accounting for leases. GASB 87 considers leases as financings for the right to use assets. For additional information related to GASB 87, see Note L to the basic financial statements.

The following table summarizes the General Fund's budgeted and actual amounts for fiscal year 2022.

	General Fund Budget vs. Actual Fiscal Year 2022		
	Original Budget	Final Budget	Actual
<b>Revenues</b>			
Ad valorem taxes	\$ 416,274,121	\$ 416,274,121	\$ 424,861,363
Other taxes, licenses, and permits	27,053,000	27,053,000	36,183,880
Intergovernmental revenue	7,131,132	7,131,132	6,027,491
Court costs and fines	9,954,690	9,954,690	9,695,599
Fees on motor vehicles	4,806,300	4,806,300	6,765,466
Other fees	22,171,989	22,171,989	25,824,957
Commissions from governmental units	5,264,161	5,264,161	5,936,571
Revenues from use of assets	1,416,132	1,416,132	4,843,421
Sales, refunds and miscellaneous	2,725,000	2,725,000	6,947,640
<b>Total revenues</b>	<b>496,796,525</b>	<b>496,796,525</b>	<b>527,086,338</b>
<b>Expenditures</b>			
Interfund transfers in	\$11,126,857	\$11,087,846	\$19,575,591
<b>Other Financing Sources (Uses)</b>			
Interfund transfers in	56,213,483	56,213,483	56,331,994
Interfund transfers out	(19,176,060)	(19,172,153)	(19,172,153)
Leases	-	-	18,937,053
<b>Total other financing sources (uses)</b>	<b>37,037,423</b>	<b>37,041,330</b>	<b>56,096,864</b>
<b>Net change in fund balance</b>	<b>\$ 22,707,091</b>	<b>\$ 22,750,009</b>	<b>\$ 63,607,611</b>

**Bexar County, Texas**  
**Management Discussion & Analysis**  
**For Year Ended September 30, 2022**

**ECONOMIC FACTORS (Continued)**

The County's unemployment rate decreased from 4.8% to 3.6%, according to the Texas Workforce Commission. The County's unemployment rate is below the State's unemployment rate of 3.7%. In addition, the County enjoyed some external corporate employment growth (6,112 positions) from various sectors. See the letter of transmittal for more information.

**REQUESTS FOR INFORMATION**

This financial report is designed to provide a general overview of the County's finances for all those with an interest in the County's finances. Questions concerning any of the information provided in this report or requests for additional financial information should be addressed to the County Auditor's Office, 101 W. Nueva Street, Suite 800, San Antonio, Texas 78205.

**Bexar County, Texas**  
**Management Discussion & Analysis**  
**For Year Ended September 30, 2022**

**CAPITAL ASSETS AND DEBT ADMINISTRATION (Continued)**

**LONG-TERM DEBT**

At September 30, 2022, the County had total long-term debt and other liabilities outstanding of \$2,582,089,567 as compared to \$2,513,995,222 in the prior year:

	2022	2021
<b>Governmental Activities:</b>		
Bonds Payable	\$ 1,353,750,000	\$ 1,262,630,000
Certificates of Obligations	652,330,000	622,970,000
Unamortized Premium and Discount	152,998,683	199,633,652
Compensated Absences	55,473,211	51,261,761
<b>Total Governmental Activities</b>	<b>\$ 2,214,551,894</b>	<b>\$ 2,136,495,413</b>

<b>Business-Type Activities:</b>		
Tax Exempt Bonds	\$ 130,465,000	\$ 135,935,000
Taxable Bonds	223,110,000	227,085,000
Unamortized Premium and Discount	13,962,673	14,479,809
<b>Total Business-Type Activities</b>	<b>\$ 367,537,673</b>	<b>\$ 377,499,809</b>

During the current fiscal period for business-type activities, the County did not issue any debt. The County did issue governmental activities debt for the current fiscal period. During the year, the County issued \$14,940,000 in Pass-Through Revenue and Limited Tax Bonds. The issuance was undertaken to pay for the County's obligations arising under the Pass-Through Agreement with respect to constructing the State Highway 211 and to pay for the costs of issuing the Bonds. The County also issued \$90,185,000 in Combination Tax and Revenue Certificates of Obligation. The issuance was undertaken to make permanent public improvements. In addition, the County issued \$6,540,000 in Unlimited Tax Refunding Bonds, \$57,750,000 in Flood Control Limited Tax Refunding Bonds, and \$436,215,000 in Limited Tax Refunding Bonds. The County issued the Refunding Bonds for the purposes of reducing debt service payments over the next several years, which generated an economic gain of \$52,564,087. Note H to the basic financial statements provides details of long-term debt and information regarding Fiscal Year 2021-22 debt obligation activity.

County officials, citizens and investors will find the ratio of net bonded debt to assessed valuation and the amount of bonded debt per capita as useful indicators of the County's debt position in Tables 9 and 10 of the statistical section of this report.

The County is currently in compliance with all required bond covenants. The County continues to enjoy a favorable debt rating. The bond rating services have assigned Bexar County the following long-term bond ratings:

- Standard & Poor's Rating Services AAA
- Fitch IBCA, Inc. AAA
- Moody's Investor Service, Inc. Aaa

**ECONOMIC FACTORS**

For the fiscal year ending September 30, 2022, the current tax rate is \$0.299999 per \$100 valuation. It is anticipated that ad valorem revenues for fiscal year 2023 will be approximately \$564,830,000 with actual ad valorem revenues totaling \$542,050,634 for fiscal year 2022. In fiscal year 2023, both total available funds and the adopted expenditure budget, including appropriated fund balance for all County funds, were estimated to be approximately \$2,872,811,377.



GOVERNMENT

WIDE

FINANCIAL

STATEMENTS

This page intentionally  
left blank



Bexar County, Texas  
STATEMENT OF NET POSITION  
September 30, 2022

	Primary Government			Component Units
	Governmental Activities	Business-Type Activities	Total	
<b>ASSETS</b>				
Current Assets:				
Cash, cash equivalents, and temporary investments	\$ 363,786,747	\$ 87,374,875	\$ 451,161,622	\$ 298,051,364
Investments	924,547,009	17,852,177	942,399,186	370,147,699
Receivables:				
Delinquent taxes, net of allowance for uncollectable accounts	14,738,830	-	14,738,830	385,797,236
Accounts and other	49,625,109	6,541,241	56,166,350	277,938,928
Inventories	709,896	14,304,721	15,014,617	-
Leases	570,572	-	570,572	-
Restricted Assets:				
Cash and cash equivalents	-	4,173,108	4,173,108	8,352,000
Accrued interest	2,042,982	39,032	2,082,014	14,898
Prepaid assets	23,132	128,702	151,834	116,536,000
Deposits	161,433	-	161,433	-
Total Current Assets	1,356,205,710	130,413,836	1,486,619,546	1,456,838,125
Noncurrent Assets:				
Cash and cash equivalents	-	-	-	1,043,140,000
Investments	-	-	-	63,161,000
Restricted assets:				
Cash and cash equivalents	-	21,778,724	21,778,724	-
Developments in progress	-	-	-	95,836,972
Other assets	-	-	-	19,704,053
Prepaid assets	-	2,165,637	2,165,637	-
Leases, net of amortization	15,805,298	-	15,805,298	-
Net pension asset	55,659,959	309,366	55,969,325	-
Capital assets:				
Land	101,105,949	-	101,105,949	44,212,000
Equipment and construction in progress	413,126,260	570,962	413,697,222	299,394,000
Other capital assets, net of depreciation	1,375,142,257	180,561,878	1,555,704,135	1,115,145,000
Investment in joint venture	7,168,813	-	7,168,813	-
Total Noncurrent Assets	1,968,008,536	205,386,567	2,173,395,103	2,680,593,025
<b>TOTAL ASSETS</b>	<b>3,324,214,246</b>	<b>335,800,423</b>	<b>3,660,014,669</b>	<b>4,137,431,150</b>
<b>DEFERRED OUTFLOWS OF RESOURCES</b>				
Deferred charge on bond refunding	22,953,764	6,609,389	29,563,153	13,501,356
Other postemployment benefits	38,261,648	-	38,261,648	60,113,000
Pension	91,069,910	506,181	91,576,091	44,464,000
<b>TOTAL DEFERRED OUTFLOWS OF RESOURCES</b>	<b>\$ 152,285,322</b>	<b>\$ 7,115,570</b>	<b>\$ 159,400,892</b>	<b>\$ 118,078,356</b>

Bexar County, Texas  
STATEMENT OF NET POSITION  
September 30, 2022

	Primary Government			Component Units
	Governmental Activities	Business-Type Activities	Total	
<b>LIABILITIES</b>				
Current Liabilities				
Accounts payable and accrued liabilities	\$ 81,412,781	\$ 846,331	\$ 82,259,112	\$ 313,483,388
Due to other governmental units	1,933,463	17,853	1,951,316	-
Unearned revenue	322,038,134	-	322,038,134	4,717,000
Current portion of:				
Long-term liabilities	13,868,304	-	13,868,304	37,470,000
Payable from restricted assets:				
Contract retention payable	2,935,558	-	2,935,558	-
Current portion of long-term debt	54,555,000	9,265,000	63,820,000	-
Accrued interest payable	20,569,500	1,623,875	22,193,375	2,251,886
Retainage Payable	497,312,740	-	497,312,740	4,239,741
Total Current Liabilities	1,033,454,655	11,735,059	1,045,190,714	362,162,013
Noncurrent Liabilities				
Bonds payable, net of unamortized premium	-	-	-	69,651,936
Long-term liabilities	2,146,128,591	388,272,673	2,534,401,264	1,227,945,369
Liability	15,711,921	-	15,711,921	-
Due to other governments	-	-	-	1,207,267
Net pension liability	-	-	-	112,262,000
Claims payable	1,359,480	-	1,359,480	-
Net other post-employment benefits liability	187,140,419	-	187,140,419	78,777,000
Estimated self-insurance reserves	-	-	-	5,307,000
Total Noncurrent Liabilities	2,330,340,411	388,272,673	2,718,613,084	1,995,150,572
<b>TOTAL LIABILITIES</b>	<b>2,847,653,151</b>	<b>370,025,732</b>	<b>3,217,678,883</b>	<b>1,857,312,587</b>
<b>DEFERRED INFLOWS OF RESOURCES</b>				
Deferred charge on bond refunding	-	-	-	441,849
Other postemployment benefits	56,132,771	1,202,735	57,335,506	6,536,000
Pension	216,391,386	-	216,391,386	48,697,000
Leases	682,794	14,233,926	14,916,680	-
Property taxes	-	-	-	537,674,000
<b>TOTAL DEFERRED INFLOWS OF RESOURCES</b>	<b>273,206,911</b>	<b>15,436,661</b>	<b>288,643,572</b>	<b>393,348,849</b>
<b>NET POSITION</b>				
Net investment in capital assets	997,147,292	(41,415,323)	955,731,969	641,356,000
Restricted for:				
Debt service	54,403,032	24,477,368	78,880,400	1,030,303
Developments in progress	-	-	-	41,841,873
Grants	15,848,065	-	15,848,065	-
Capital projects	258,991,529	-	258,991,529	46,342,000
Health care	-	-	-	-
Legislative	63,004,243	-	63,004,243	4,857,693
Restricted obligations	-	-	-	1,069,420,201
Unrestricted	(1,033,454,655)	(25,610,445)	(1,059,065,100)	-
<b>TOTAL NET POSITION</b>	<b>\$ 355,639,506</b>	<b>\$ (42,548,400)</b>	<b>\$ 313,091,106</b>	<b>\$1,804,848,070</b>

The accompanying notes are an integral part of this statement.

**Brewer County, Texas**  
**STATEMENT OF ACTIVITIES**  
**For Fiscal Year Ended September 30, 2022**

Function/Program	Program Revenues			
	Expenses	Charges for Services	Operating Grants and Contributions	Capital Grants and Contributions
<b>Governmental activities:</b>				
General government	\$ 184,784,097	\$ 39,566,209	\$ 86,029,249	\$ -
Judicial	126,523,666	20,716,208	8,128,838	-
Public safety	234,456,492	14,307,995	11,713,985	-
Education and recreation	11,130,957	1,069	309,643	-
Public works	184,382,561	22,572,956	-	111,894,602
Health and public welfare	33,293,113	974,386	2,157,657	73,044
Interest and other fees	75,850,817	-	-	-
Unallocated depreciation	114,711	-	-	-
Total governmental activities	\$ 850,536,414	\$ 98,140,783	\$ 127,758,272	\$ 111,987,646
<b>Business-type activities:</b>				
Venue Fund	21,407,149	-	-	-
Commissary Fund	5,593,688	7,650,433	-	-
Firing Range Fund	164,743	32,398	-	-
Parking Facilities Fund	853,092	1,731,769	-	-
Total business-type activities	\$ 28,018,672	\$ 9,414,600	\$ -	\$ -
Total primary government	\$ 878,555,086	\$ 107,555,383	\$ 127,758,272	\$ 111,987,646
<b>Component Units:</b>				
University Health System	\$ 2,237,340,000	\$ 1,976,908,000	\$ -	\$ -
Cholo Camyons Special Improvement District	14,552,272	-	-	-
Alamo Regional Mobility Authority	5,805,989	16,768,256	-	11,000,683
West Side 211 Special Improvement District	19,230,919	-	-	-
Total component units	\$ 2,277,019,280	\$ 1,993,676,256	\$ -	\$ 11,000,683

Net (Expenses) Revenues and Changes in Net Position	Primary Government		Total	Component Units
	Governmental Activities	Business-type Activities		
\$ (59,186,639)	\$ -	\$ (59,186,639)		
67,678,620	-	(97,678,620)		
(208,434,512)	-	(208,434,512)		
(10,820,305)	-	(10,820,305)		
(49,915,005)	-	(49,915,005)		
(10,669,126)	-	(10,669,126)		
(75,850,817)	-	(75,850,817)		
(114,711)	-	(114,711)		
(512,697,733)	-	(512,697,733)		
-	(21,407,149)	(21,407,149)		
-	2,086,745	2,086,745		
-	(132,345)	(132,345)		
-	878,677	878,677		
-	(18,694,072)	(18,694,072)		
\$ (512,697,733)	\$ (18,694,072)	\$ (531,391,805)		
\$ -	\$ -	\$ -	\$ (560,432,000)	
-	-	-	(14,552,272)	
-	-	-	21,972,950	
-	-	-	(19,230,919)	
-	-	-	\$ (772,332,341)	

General revenues:	Primary Government		Total	Component Units
	Governmental Activities	Business-type Activities		
Property taxes	497,777,149	-	497,777,149	51,896,659
Flood control taxes	43,493,364	-	43,493,364	-
Bridge taxes	1,302,324	-	1,302,324	-
Motor vehicle taxes	21,145,037	11,934,787	33,079,824	-
Occupancy taxes	-	20,679,548	20,679,548	45,988,332
Mixed drink taxes	12,717,541	-	12,717,541	-
Sale and use taxes	19,562,216	984,156	20,546,372	1,457,250
Unrestricted investment earnings	15,995,142	1,408,350	17,403,492	322,039
Investment income	-	-	-	56,133,824
Miscellaneous	4,873,198	-	4,873,198	-
Concessions or completed projects	2,789,958	(278,958)	2,511,000	-
State Project Reimbursements	617,145,029	34,727,863	651,872,892	579,755,151
Gain on disposal of assets	104,453,296	16,133,790	120,587,086	307,422,810
Transfers between governmental and business-type activities	251,164,210	(58,672,191)	192,492,019	1,497,452,260
Total general revenues, special items, and transfers	\$ 355,639,506	\$ (22,248,400)	\$ 333,391,106	\$ 1,894,848,070
Change in net position	-	-	-	-
Net position - beginning	-	-	-	-
Net position - ending	-	-	-	-

The accompanying notes are an integral part of this statement.

**Bexar County, Texas**  
**Reconciliation of Balance Sheet - Governmental Funds to**  
**Statement of Net Position**  
**September 30, 2022**

\$ 907,463,472

**Total Fund Balances - Governmental Funds**

Amounts reported for governmental activities in the statement of net position are different because:

Leased assets, net of amortization used in governmental activities are not financial resources and therefore are not reported as assets in governmental funds. 15,805,298

Lease liabilities that are not due and payable in the current period are not reported as liabilities in the governmental funds. (15,711,921)

Capital assets used in governmental activities are not financial resources and therefore are not reported as assets in governmental funds. 1,889,192,779

Investments in joint ventures are not financial resources and therefore are not reported as assets in governmental funds. 7,168,813

Certain receivables are not available and, therefore, are reported as deferred inflows of resources in governmental funds. 15,156,110

Certain receivables will be collected in fiscal year 2022, but are not available soon enough to pay for the current period's expenditures, and therefore are reported as deferred inflows of resources in governmental funds. 13,493,537

Internal service funds are used by the County's management to charge the cost of self-insurance, fleet maintenance, records management, print shop, and other post-employment benefits to individual funds. The assets, deferred outflows of resources, liabilities and deferred inflows of resources of the internal service funds are included with governmental activities in the Statement of Net Position but are not included at the fund level. (195,426,166)

Long-term liabilities, including notes and bonds payable, are not due and payable in the current period and therefore are not reported as liabilities in the funds.

Bonds (2,006,080,000)

Deferred charge on refunding (to be amortized as interest expense) 22,953,764

Insurance premium (to be amortized as interest expense) (152,998,685)

Accrued interest (20,869,500)

Compensated absences (55,473,212)

Deferred outflows of resources - pension 90,642,775

Deferred inflows of resources - pension (215,376,463)

Net pension liability 55,398,903

**Total Net Position - Governmental Activities** \$ 335,639,506

(2,281,502,416)

**Bexar County, Texas**  
**BALANCE SHEET - GOVERNMENTAL FUNDS**  
**September 30, 2022**

	Major Funds			Nonmajor Governmental Funds	Total Governmental Funds
	General	Debt Service	Capital Projects	ARPA	
<b>ASSETS</b>					
Cash and temporary investments	\$ 40,482,154	\$ 6,776,789	\$ 93,022,584	\$ 183,801,567	\$ 349,419,522
Investments	198,549,259	47,285,294	474,100,431	137,644,696	918,602,695
Receivables:					
Taxes, net	11,531,657	2,557,382	649,791	-	14,738,830
Accounts receivable, net	13,086,622	-	14,191,079	-	28,286,000
Due from other funds	1,007,006	-	1,007,006	-	2,014,012
Due from other governmental units	4,840,184	4,898,214	4,047,648	-	13,786,046
Prepaid assets	935,654	-	-	-	935,654
Due to other governmental units	2,040,413	4,898,214	6,437,016	-	13,375,643
Inventories	21,174	-	-	2,569	2,569
Deposits	553,415	-	-	-	553,415
	151,433	-	-	-	151,433
<b>TOTAL ASSETS</b>	\$ 274,095,750	\$ 61,517,679	\$ 592,448,549	\$ 321,448,832	\$ 1,349,500,708
<b>LIABILITIES</b>					
Accounts payable	\$ 13,750,258	\$ -	\$ 9,100,199	\$ 3,096,131	\$ 25,946,588
Accrued liabilities	26,815,665	-	7,575,610	73,720	34,464,695
Due to other funds	4,047,648	-	-	1,199,789	5,247,437
Advances from other funds	1,862,142	-	4,330,184	-	6,192,326
Due to other governmental units	1,418	-	-	-	1,418
Contract retainer payable	-	-	2,935,258	3,764,241	6,700,501
<b>TOTAL LIABILITIES</b>	46,877,132	-	23,941,251	321,442,326	592,260,756
<b>DEFERRED INFLOWS OF RESOURCES</b>					
Unavailable revenue - property taxes	10,555,446	2,336,747	601,344	-	13,493,537
Unavailable revenue - grant costs and fees	10,237,699	-	-	-	20,475,398
Unavailable revenue - other	682,754	4,898,214	-	-	5,581,068
<b>TOTAL DEFERRED INFLOWS OF RESOURCES</b>	21,475,905	7,234,961	601,344	-	29,312,210
<b>FUND BALANCE</b>					
Nonspendable	5,414,873	-	-	-	5,414,873
Restricted	54,282,718	-	567,905,654	6,506	700,609,048
Committed	-	-	-	593,764	593,764
Assigned	200,707,649	-	-	-	200,707,649
<b>TOTAL FUND BALANCE</b>	256,405,240	54,282,718	567,905,654	6,506	885,099,118
<b>TOTAL LIABILITIES, DEFERRED INFLOWS OF RESOURCES, AND FUND BALANCE</b>	\$ 274,095,750	\$ 61,517,679	\$ 592,448,549	\$ 321,448,832	\$ 1,349,500,708

The accompanying notes are an integral part of this statement.

The accompanying notes are an integral part of this statement.

**Bexar County, Texas**  
**STATEMENT OF REVENUES, EXPENDITURES, AND CHANGES IN FUND BALANCES**  
**GOVERNMENTAL FUNDS**  
**For Fiscal Year Ended September 30, 2022**

	Major Funds			
	General	Debt Service	Capital Projects	ARPA
<b>REVENUES</b>				
Ad valorem taxes	\$ 424,861,363	\$ 95,361,580	\$ 21,827,691	\$ -
Other taxes, licenses, and permits	36,183,830	23,844,238	-	-
Intergovernmental revenue	6,027,491	11,194,754	70,270,701	55,490,730
Court costs and fines	9,692,599	-	618,384	4,298,641
Fees on motor vehicles	25,824,985	-	16,768,121	-
Commissions from governmental funds	5,916,571	-	1,025,713	17,594,201
Revenues from use of assets	4,843,421	24,488,681	12,193,752	-
Sales, refunds, and miscellaneous	6,947,640	-	6,064,856	-
<b>TOTAL REVENUES</b>	<b>527,066,338</b>	<b>973,010,261</b>	<b>94,141,174</b>	<b>70,270,701</b>
				<b>Nonmajor Governmental Funds</b>
				<b>Funds</b>
				<b>Total Governmental Funds</b>
				<b>\$ 542,050,634</b>
				<b>69,028,068</b>
				<b>142,983,676</b>
				<b>14,612,624</b>
				<b>42,408,266</b>
				<b>5,916,571</b>
				<b>19,822,040</b>
				<b>15,702,433</b>
				<b>869,718,269</b>
				<b>\$ 100,395,959</b>
				<b>59,377,628</b>
				<b>(115,558,412)</b>
				<b>(3,131,725)</b>
				<b>77,576,595</b>
				<b>(1,213,500)</b>
				<b>(337,286)</b>
				<b>(50,485,000)</b>
				<b>(105,125,000)</b>
				<b>(16,228,403)</b>
				<b>(118,891,294)</b>
				<b>44,915,000</b>
				<b>(18,927,023)</b>
				<b>3,225,102</b>
				<b>2,181,112</b>
				<b>8,648,304</b>
				<b>(7,738,266)</b>
				<b>(4,211,451)</b>
				<b>44,192,383</b>
				<b>43,699,282</b>
				<b>3,588,800</b>
				<b>(10,861,146)</b>
				<b>\$ 104,475,296</b>

Amounts reported for governmental activities in the statement of activities are different because:

Governmental funds report capital outlays as expenditures. However, in the statement of activities the cost of those assets is allocated over their estimated useful lives and reported as depreciation expense.

Leased assets acquired are reported as expenditures at the fund level.

Depreciation expense for capital assets that is allocated over their estimated useful lives.

Amortization expense for leased assets is allocated over the shorter of the lease term or the useful life of the underlying asset.

Capital asset donations

The net effect of disposal of capital assets is to decrease net assets.

Investments in joint ventures

The issuance of long-term debt (e.g., bonds, notes) provides current financial resources to governmental funds, while the repayment of the principal of long-term debt consumes the current financial resources of governmental funds. Neither transaction, however, has any effect on net position. Also, governmental funds report the effect of premiums, discounts, and similar items when debt is first issued, whereas these amounts are deferred and amortized in the statement of activities. This amount is the net effect of these differences in the treatment of long-term debt and related items.

Debt issued:

- Refunding bonds
- Certificates of obligation
- Payment to refund debt paying agent
- Premiums

Repayments to paying agent for bond principal

Leases acquired

Payment of lease principal

Some expenses in the statement of activities do not require the use of current financial resources and therefore are not reported as expenditures in governmental funds.

Accrued interest on debt

Amortization of debt premium

Amortization of deferred changes

Compensated absences

Net position liability, and related deferred outflows, and deferred inflows of resources

Because some revenues will not be collected for several months after the County's fiscal year end, they are not considered "available" revenues and are deferred in the governmental funds. Deferred inflows of resources increased by this amount in the current period.

Internal service funds are used by management to charge the costs of certain activities, such as insurance and fleet maintenance, to individual funds. The net revenue (expense) of certain activities of internal service funds is reported with governmental activities.

Bexar County, Texas  
STATEMENT OF NET POSITION  
PROPRIETARY FUNDS  
September 30, 2022

	Enterprise Funds			Total	Internal Service Funds
	Community Venue Fund	Nonmajor Enterprise Fund			
<b>LIABILITIES</b>					
Current liabilities:					
Accounts payable	\$ -	\$ 605,686	\$ -	\$ 605,686	\$ 366,423
Claims payable	-	-	-	-	8,416,933
Accrued liabilities	109,684	130,961	-	240,645	357,899
Due to other funds	-	-	-	-	-
Due to other governmental units	-	17,853	-	17,853	-
Payable from restricted assets:					
Accrued interest payable	1,623,875	-	-	1,623,875	-
Revenue bonds payable	9,265,000	-	-	9,265,000	-
<b>TOTAL CURRENT LIABILITIES</b>	<b>10,998,559</b>	<b>754,500</b>	<b>-</b>	<b>11,753,059</b>	<b>9,141,255</b>
Noncurrent liabilities:					
Advances from other funds	-	-	-	-	110,000
Revenue bonds payable	358,272,673	-	-	358,272,673	-
Net pension liability	-	-	-	-	1,359,480
Claims payable	-	-	-	-	187,140,419
OPEB obligation	-	-	-	-	188,609,899
<b>TOTAL NONCURRENT LIABILITIES</b>	<b>358,272,673</b>	<b>-</b>	<b>-</b>	<b>358,272,673</b>	<b>188,609,899</b>
<b>TOTAL LIABILITIES</b>	<b>369,271,232</b>	<b>754,500</b>	<b>-</b>	<b>370,025,732</b>	<b>197,751,154</b>
<b>DEFERRED INFLOWS OF RESOURCES</b>					
Pension	35,283	1,167,452	-	1,202,735	1,014,923
OPEB	-	-	-	-	56,132,771
Leases	12,168,836	2,067,090	-	14,235,926	-
<b>TOTAL DEFERRED INFLOWS OF RESOURCES</b>	<b>12,204,119</b>	<b>3,234,542</b>	<b>-</b>	<b>15,438,661</b>	<b>37,147,694</b>
<b>NET POSITION</b>					
Net investment in capital assets	(41,710,549)	295,226	-	(41,415,323)	181,687
Restricted for debt service and grant payments	24,477,368	-	-	24,477,368	-
Unrestricted	(33,619,138)	8,008,693	-	(25,610,445)	(195,607,853)
<b>TOTAL NET POSITION</b>	<b>\$(50,852,319)</b>	<b>\$ 8,303,919</b>	<b>-</b>	<b>\$(42,548,400)</b>	<b>\$(195,626,166)</b>

Bexar County, Texas  
STATEMENT OF NET POSITION  
PROPRIETARY FUNDS  
September 30, 2022

	Enterprise Funds			Total	Internal Service Funds
	Community Venue Fund	Nonmajor Enterprise Fund			
<b>ASSETS</b>					
Current assets:					
Cash and cash equivalents	\$ 86,233,142	\$ 1,151,733	\$ 87,374,875	\$ 14,367,225	\$ 5,944,916
Investments	9,899,992	7,952,185	17,852,177	-	-
Receivables:					
Accounts receivables	1,300,000	-	1,300,000	-	-
Leases	12,205,953	2,100,768	14,306,721	-	-
Due from other governmental units	5,241,241	-	5,241,241	-	-
Inventories	-	-	-	-	17,057
Restricted assets:					
Cash and cash equivalents	4,173,108	-	4,173,108	-	-
Deposits	128,702	-	128,702	-	10,000
Prepaid assets	374,606	1,426	376,032	-	1,958
Accrued interest	119,207,748	11,206,112	130,413,860	-	20,341,156
<b>TOTAL CURRENT ASSETS</b>	<b>119,207,748</b>	<b>11,206,112</b>	<b>130,413,860</b>	<b>14,367,225</b>	<b>20,341,156</b>
Noncurrent assets:					
Prepaid assets	2,165,637	-	2,165,637	-	-
Net pension asset	9,075	300,291	309,366	-	261,056
Restricted assets:					
Cash and cash equivalents	21,778,724	-	21,778,724	-	-
Capital assets:					
Construction in progress	570,962	-	570,962	-	-
Buildings and improvements	281,281,306	-	281,281,306	-	164,703
Equipment	12,174,366	1,004,458	13,178,824	-	1,132,214
Reference library	-	38,960	38,960	-	-
Less: Accumulated depreciation	(113,189,020)	(748,192)	(113,937,212)	-	(1,115,230)
<b>TOTAL NONCURRENT ASSETS</b>	<b>204,791,050</b>	<b>595,517</b>	<b>205,386,567</b>	<b>442,743</b>	<b>207,853,899</b>
<b>TOTAL ASSETS</b>	<b>323,998,798</b>	<b>11,801,629</b>	<b>335,800,427</b>	<b>14,810,000</b>	<b>208,195,055</b>
<b>DEFERRED OUTFLOWS OF RESOURCES</b>					
Deferred charge on refundings	6,609,389	-	6,609,389	-	-
Pension	14,849	491,332	506,181	-	427,135
OPEB	-	-	-	-	38,261,648
<b>TOTAL DEFERRED OUTFLOWS OF RESOURCES</b>	<b>6,624,238</b>	<b>\$ 491,332</b>	<b>\$ 7,115,570</b>	<b>\$ -</b>	<b>\$ 38,688,783</b>

The accompanying notes are an integral part of this statement.

The accompanying notes are an integral part of this statement.

**Bexar County, Texas**  
**STATEMENT OF CASH FLOWS**  
**PROPRIETARY FUNDS**  
**For Fiscal Year Ended September 30, 2022**

**Bexar County, Texas**  
**STATEMENT OF REVENUES, EXPENSES, AND CHANGES IN NET POSITION**  
**PROPRIETARY FUNDS**  
**For Fiscal Year Ended September 30, 2022**

	Enterprise Funds			Internal Service Funds
	Community Venue Fund	Nonmajor Enterprise Funds	Total Business-Type Activities	
<b>OPERATING REVENUES</b>				
Premiums	\$ -	\$ -	\$ -	\$ 69,137,163
Records management storage fees	-	-	-	9,745
Employee clinic fees	-	-	-	1,102,904
Commissary sales	-	7,650,433	7,650,433	220,102
Fleet maintenance sales	-	-	-	149,233
License fees	-	-	-	94,166
Leases	1,216,884	187,917	1,404,801	-
User fees	-	1,764,167	1,764,167	-
Other income	2,750	799	3,549	-
<b>TOTAL OPERATING REVENUES</b>	<b>1,219,634</b>	<b>9,603,316</b>	<b>10,822,950</b>	<b>(8,653,921)</b>
<b>OPERATING EXPENSES</b>				
Administrative fees	-	-	-	4,731,288
Claims expenses	-	-	-	67,012,046
Insurance expenses	-	-	-	603,227
OPED costs	-	-	-	829,371
Personnel costs	46,541	1,895,187	1,941,728	1,759,288
Rent and utilities	-	-	-	84,536
Purchased services	583,417	4,240,073	4,823,490	578,939
Supplies	-	257,726	257,726	154,095
Repairs and maintenance	-	152,097	152,097	33,689
Depreciation and amortization	7,140,135	66,440	7,206,575	63,688
<b>TOTAL OPERATING EXPENSES</b>	<b>7,770,093</b>	<b>6,611,523</b>	<b>14,381,616</b>	<b>75,830,157</b>
Net operating income (loss)	(6,550,459)	2,991,793	(3,558,666)	(5,231,101)
<b>NON-OPERATING REVENUES (EXPENSES)</b>				
Hotel occupancy tax	20,679,548	-	20,679,548	-
Motor vehicle tax	11,934,787	-	11,934,787	-
Investment income	928,607	55,529	984,136	32,985
Interest expenses	(13,637,056)	-	(13,637,056)	-
<b>TOTAL NON-OPERATING REVENUES (EXPENSES)</b>	<b>19,905,886</b>	<b>55,529</b>	<b>19,961,415</b>	<b>32,985</b>
Income (loss) before transfers	13,355,427	3,047,322	16,402,749	(5,198,025)
Interfund transfers in	-	269,192	269,192	16,059,171
Interfund transfers out	-	(548,150)	(548,150)	-
<b>TOTAL TRANSFERS</b>	<b>-</b>	<b>(278,958)</b>	<b>(278,958)</b>	<b>16,059,171</b>
Change in net position	13,355,427	2,768,364	16,123,791	10,861,146
Net position at beginning of year	(64,207,146)	5,535,555	(58,671,591)	(3,062,312)
Net position at end of year	<b>\$ (50,851,719)</b>	<b>\$ 8,303,919</b>	<b>\$ (42,547,800)</b>	<b>\$ (1,195,166)</b>

	Enterprise Funds			Internal Service Funds
	Community Venue Fund	Nonmajor Enterprise Funds	Total Business-Type Activities	
<b>CASH FLOWS FROM OPERATING ACTIVITIES</b>				
Cash received for premiums	\$ -	\$ -	\$ -	\$ 69,137,163
Cash received for employee clinic fees	-	-	-	9,745
Cash received for fleet maintenance services	-	-	-	1,102,904
Cash received for records management storage	-	-	-	220,102
Cash received for print shop	-	-	-	149,233
Sale of inventory	-	-	-	94,166
Cash received for commissary sales	-	8,418,006	8,418,006	-
Cash received for parking fees	-	1,918,701	1,918,701	-
Cash received for firing range fees	-	32,460	32,460	-
Cash received for license fee	-	-	-	-
Payments from other governmental units	1,184,517	-	1,184,517	-
Payments to suppliers	(1,242,868)	(4,774,119)	(6,016,987)	(7,595)
Payments to employees for services	(68,996)	(2,234,120)	(2,303,116)	(5,969,087)
Claims paid	-	-	-	(1,905,975)
<b>Net cash provided (used) for operating activities</b>	<b>(127,347)</b>	<b>3,366,523</b>	<b>3,241,176</b>	<b>(5,817,670)</b>
<b>CASH FLOWS FROM NONCAPITAL FINANCING ACTIVITIES</b>				
Taxes received	31,910,267	-	31,910,267	-
Transfer from other funds	-	269,192	269,192	15,193,215
Principal payments on noncapital debt	(5,464,600)	-	(5,464,600)	-
Interest payments on noncapital debt	(8,556,385)	-	(8,556,385)	-
<b>Net cash provided for noncapital financing activities</b>	<b>17,889,282</b>	<b>269,192</b>	<b>18,158,474</b>	<b>15,193,215</b>
<b>CASH FLOWS FROM CAPITAL AND RELATED FINANCING ACTIVITIES</b>				
Principal payments on capital debt	(3,980,400)	-	(3,980,400)	-
Interest payments on capital debt	(4,240,339)	-	(4,240,339)	-
Transfer to other funds	-	(548,150)	(548,150)	-
Purchase of capital assets	(493,568)	(209,246)	(702,814)	-
<b>Net cash (used) for capital and related financing activities</b>	<b>(8,734,307)</b>	<b>(757,396)</b>	<b>(9,491,703)</b>	<b>(83,620)</b>
<b>CASH FLOWS FROM INVESTING ACTIVITIES</b>				
Investment purchases	(9,899,992)	(5,851,065)	(15,751,057)	(5,944,916)
Investment sales	-	-	-	60,728
Investment earnings	891,001	54,103	945,104	32,985
<b>Net cash (used) for investing activities</b>	<b>(9,008,991)</b>	<b>(5,796,962)</b>	<b>(14,805,953)</b>	<b>(5,851,203)</b>
Net increase (decrease) in cash and cash equivalents	18,637	(2,916,643)	(2,898,006)	3,440,722
Cash and cash equivalents - beginning of year	112,156,337	4,068,376	116,224,713	10,956,503
<b>Cash and cash equivalents - end of year</b>	<b>\$ 112,174,974</b>	<b>\$ 1,151,733</b>	<b>\$ 113,326,707</b>	<b>\$ 14,307,225</b>

The accompanying notes are an integral part of this statement.

Bexar County, Texas  
STATEMENT OF FIDUCIARY NET POSITION  
FIDUCIARY FUNDS  
September 30, 2022

Bexar County, Texas  
STATEMENT OF CASH FLOWS  
PROPRIETARY FUNDS  
For the Year Ended September 30, 2022

	Enterprise Funds	Nonmajor Enterprise Funds	Internal Service Funds
	Community Venue Fund	Enterprise Funds	Internal Service Funds
<b>Reconciliation of operating income (loss) to net cash provided (used) for operating activities:</b>			
Operating income (loss)	\$ (6,550,459)	\$ 2,991,793	\$ (5,231,010)
Adjustments to reconcile operating income (loss) to net cash provided (used) for operating activities:			
Amortization expense	128,702	-	-
Depreciation expense	7,064,904	66,440	63,688
Change in net position:			
Decrease in inventories	-	-	59,502
Decrease in accounts receivable	-	799,529	-
(Increase) in lease receivable and related deferred inflows of resources	(35,117)	(33,678)	-
Decrease in prepaids	-	-	80
Increase (decrease) in accounts payable	(464,418)	(109,097)	135,462
Increase (decrease) in accrued liabilities	(249,600)	(8,238)	127,906
(Decrease) in claims payable	-	-	-
(Decrease) in net pension liability and related deferred outflows and inflows of resources	(21,359)	(345,531)	(158,794)
Increase in OPEB obligation and related deferred outflows and inflows of resources	-	-	829,371
Increase in due to other governmental units	-	7,595	-
Net cash provided (used) for operating activities	\$ (127,347)	\$ 3,368,223	\$ (5,817,670)

	Enterprise Funds	Nonmajor Enterprise Funds	Internal Service Funds
	Community Venue Fund	Enterprise Funds	Internal Service Funds
<b>Reconciliation of cash and cash equivalents on Statement of Cash Flows to Statement of Net Position</b>			
Cash and cash equivalents	\$ 86,223,142	\$ 1,151,733	\$ 14,367,225
Restricted cash and cash equivalents	25,951,832	-	-
Cash and cash equivalents	\$ 112,174,974	\$ 1,151,733	\$ 14,367,225

The accompanying notes are an integral part of this statement. 42

	Custodial Funds
<b>ASSETS</b>	
Cash and cash equivalents	\$ 127,341,866
Investments	18,204,260
Accounts receivable	5,065,948
Accrued interest	29,888
Net pension asset	3,463,593
<b>TOTAL ASSETS</b>	<b>\$ 154,105,555</b>

	Custodial Funds
<b>DEFERRED OUTFLOWS OF RESOURCES</b>	
Pension	\$ 5,667,071
<b>TOTAL DEFERRED OUTFLOWS OF RESOURCES</b>	<b>\$ 5,667,071</b>

	Custodial Funds
<b>LIABILITIES</b>	
Accounts payable and other liabilities	\$ 841,883
Due to participants	58,388,764
Due to other governmental units	2,386
<b>TOTAL LIABILITIES</b>	<b>\$ 59,233,033</b>

	Custodial Funds
<b>DEFERRED INFLOWS OF RESOURCES</b>	
Pension	\$ 13,465,539
<b>TOTAL DEFERRED INFLOWS OF RESOURCES</b>	<b>\$ 13,465,539</b>

	Custodial Funds
<b>NET POSITION</b>	
Restricted for: Individuals, organizations, and other governments	\$ 87,074,054
<b>TOTAL NET POSITION</b>	<b>\$ 87,074,054</b>

The accompanying notes are an integral part of this statement. 43

Bexar County, Texas  
**STATEMENT OF CHANGES IN FIDUCIARY NET POSITION**  
 FIDUCIARY FUNDS  
 For Fiscal Year Ended September 30, 2022

Bexar County, Texas  
**STATEMENT OF CHANGES IN FIDUCIARY NET POSITION**  
 For Fiscal Year Ended September 30, 2022

		<u>Custodial Funds</u>			
		\$ 37,102,368,228			
		164,819,557			
		- 214,819			
		<u>\$ 37,267,402,604</u>			
			<u>\$ 37,045,331,374</u>		
			145,197,229		
			15,671,780		
			- 47,761		
			<u>\$ 37,206,048,144</u>		
			61,354,460		
			25,719,594		
			<u>\$ 87,074,054</u>		

<b>ASSETS</b>	<b>University Health</b>	<b>Chula Vista Special Improvement District</b>	<b>Alamo Regional Mobility Authority</b>	<b>Westside 311 Special Improvement District</b>	<b>Total</b>
Current Assets:					
Cash, investments, and temporary investments	\$ 286,430,000	\$ 7,678,696	\$ 71,054,147	\$ 6,079,531	\$ 378,601,344
Receivables	316,664,000	5,408,169	-	-	370,147,699
Accounts receivable	187,500,000	5,617	-	-	187,500,000
Prepaid expenses and other assets	266,230,000	6,772	8,842,299	223,558	279,882,528
Restricted Assets:	116,536,000	14,898	-	-	116,550,898
Total Current Assets	8,352,000	-	-	-	8,352,000
Total Current Assets	<u>1,801,551,000</u>	<u>8,132,704</u>	<u>13,900,143</u>	<u>7,203,178</u>	<u>1,828,585,125</u>
Noncurrent Assets:					
Cash and cash equivalents	1,043,140,000	-	-	-	1,043,140,000
Investments	63,161,000	-	-	-	63,161,000
Development in progress	-	-	9,533,672	-	9,533,672
Other assets	19,445,000	-	25,913	-	19,704,063
Capital assets:					
Equipment and construction in progress	44,212,000	-	-	-	44,212,000
Other capital assets, net of depreciation	299,394,000	-	-	-	299,394,000
Total Noncurrent Assets	1,115,144,000	-	-	-	1,115,144,000
Total Noncurrent Assets	<u>3,886,695,000</u>	<u>8,132,704</u>	<u>23,599,706</u>	<u>7,203,178</u>	<u>4,174,431,120</u>
<b>DEFERRED OUTFLOWS OF RESOURCES</b>					
Deferred outflows relating to pension benefits	13,966,000	9,653,56	-	-	13,966,000
Pension	60,111,000	-	-	-	60,111,000
Total Deferred Outflows of Resources	<u>44,484,000</u>	<u>9,653,56</u>	<u>-</u>	<u>-</u>	<u>44,484,000</u>
<b>TOTAL ASSETS</b>	<u>3,886,695,000</u>	<u>8,132,704</u>	<u>23,599,706</u>	<u>7,203,178</u>	<u>4,174,431,120</u>
<b>LIABILITIES</b>					
Current liabilities:					
Accounts payable and accrued liabilities	309,079,000	141,800	4,387,206	3,000	311,458,386
Unearned revenue	4,717,000	-	-	-	4,717,000
Current portion of:					
Long-term liabilities	27,640,000	6,200,000	1,550,000	-	37,390,000
Accounts payable	-	47,074	1,779,112	-	48,853,186
Payable from restricted assets:					
Retaining Payable	-	-	4,239,741	-	4,239,741
Total Current Liabilities	<u>311,439,000</u>	<u>6,706,224</u>	<u>11,956,059</u>	<u>3,000</u>	<u>332,134,283</u>
Noncurrent liabilities:					
Bond Payable, net of unamortized premium	970,393,000	55,090,214	15,567,462	-	1,121,050,676
Long-term liabilities	112,262,000	-	-	-	112,262,000
Net pension liability	78,777,000	-	-	-	78,777,000
Net other post-employment benefits liability	-	-	-	-	-
Estimated self-insurance costs	1,367,000	13,542,120	15,567,462	-	16,476,582
Total Noncurrent Liabilities	<u>1,162,439,000</u>	<u>74,699,796</u>	<u>31,134,924</u>	<u>-</u>	<u>1,268,273,720</u>
<b>TOTAL LIABILITIES</b>	<u>1,583,878,000</u>	<u>81,405,920</u>	<u>43,091,184</u>	<u>3,000</u>	<u>1,670,378,104</u>
<b>NET POSITION</b>					
Restricted Assets:					
Net investment in capital assets	641,356,000	-	-	-	641,356,000
Debt service	-	-	1,030,000	-	1,030,000
Development in progress	-	-	4,184,187	-	4,184,187
Health care	46,342,000	-	-	-	46,342,000
Restricted obligations	1,214,671,000	-	-	-	1,214,671,000
Unrestricted	-	-	-	-	-
Total Net Position	<u>\$ 1,962,669,000</u>	<u>\$ 112,520,444</u>	<u>\$ 6,505,585</u>	<u>\$ 13,984,421</u>	<u>\$ 1,994,680,000</u>

45

44

The accompanying notes are an integral part of this statement.



Bexar County, Texas  
 STATEMENT OF ACTIVITIES  
 COMPONENT UNITS  
 For Fiscal Year Ended September 30, 2022

	University Health	Cibola Canyons Special Interest District	Alamo Regional Mobility Authority	Westside 211 Special Interest District	Total
<b>Expenses</b>					
Total expenses	\$ 2,237,340,000	\$ 14,452,372	\$ 5,803,989	\$ 19,320,919	\$ 2,277,019,280
<b>Revenues</b>					
Program Revenues:					
Property taxes	1,976,908,000	-	16,768,256	-	1,993,676,256
Occupancy taxes	-	-	11,010,683	-	11,010,683
Capital grants and contributions	-	-	27,778,939	-	2,004,686,939
Total program revenues	1,976,908,000	-	53,557,878	-	2,030,486,878
Total program	(260,432,000)	(14,452,372)	21,972,950	(19,320,919)	(272,322,341)
<b>General Revenues</b>					
Taxes:					
Property taxes	512,245,000	6,133,483	-	587,176	518,965,659
Occupancy taxes	-	4,598,332	-	683,114	4,598,332
Sales and use taxes	-	774,136	-	597	1,457,250
Investment income	(415,000)	799	735,643	597	322,039
Miscellaneous	41,347,000	-	-	-	41,347,000
Conveyance of completed projects	-	-	(5,613,824)	-	(5,613,824)
State Project Reimbursements	553,177,000	11,506,750	13,809,514	1,270,867	579,764,131
Total general revenues	292,745,000	(3,045,622)	35,773,464	(18,050,032)	307,422,810
Change in net position	1,609,824,000	(120,709,722)	30,150,371	(21,844,389)	1,497,425,260
Net position, beginning (Restated - See Note 5)	\$ 1,902,569,000	\$ (123,750,344)	\$ 65,923,835	\$ (39,894,421)	\$ 1,804,848,070
Net position, ending					




Photo by Adnan Ahmetovic

**Bexar County, Texas**  
**NOTES TO BASIC FINANCIAL STATEMENTS**  
**September 30, 2022**

**NOTE A - SUMMARY OF SIGNIFICANT ACCOUNTING POLICIES**

The financial statements of Bexar County (the County) have been prepared in conformance with generally accepted accounting principles (GAAP) as applicable to local governmental units. The Governmental Accounting Standards Board (GASB) is the accepted body for establishing governmental accounting and financial reporting standards. The following is a summary of the more significant policies of the County.

**1. The Reporting Entity**

The County (the primary government in these financial statements) is governed by Commissioners Court. The Court is comprised of five elected officials consisting of the County Judge (elected County-wide) and four commissioners (elected by precinct).

In evaluating how to define the County for financial reporting purposes, management has considered all potential component units. The decision to include a potential component unit in the reporting entity was made by applying the criteria set forth in GASB Statement No. 14, *The Financial Reporting Entity*, GASB Statement No. 39, *Determining Whether Certain Organizations are Component Units*, and GASB Statement No. 61, *The Financial Reporting Entity: Omnibus*. In accordance with these standards, a financial reporting entity consists of the primary government and its component units. Component units are legally separate entities for which the elected officials of the County are financially accountable, or the relationship to the County is such that exclusion would cause the County's financial statements to be misleading or incomplete. Although blended component units are legally separate entities, they function as an integral part of the primary government and have their data blended with the primary government. All discretely presented component units, on the other hand, are reported in a separate column in the government-wide financial statements.

The criteria used to determine whether an organization is a component unit of the County and whether it is a discretely presented or a blended component unit includes: whether the County appoints a voting majority of the component's board and has the ability to impose its will on the component unit or a financial benefit or burden relationship exists between the County and component unit; whether the component unit is fiscally dependent on the County and a financial benefit or burden relationship exists; whether the component unit has substantively the same governing body as the primary government and a financial benefit or burden relationship exists; or management (below the level of elected officials) of the primary government has operational responsibility for the activities of the component unit; whether services are provided entirely or almost entirely to the primary government; and whether the total debt of the component unit is repayable (almost) entirely from resources of the primary government.

**Blended with the Primary Government** The relationship between the following component units and the County meet the criteria, for inclusion as part of the reporting entity as blended component units.

**Bexar County Housing Finance Corporation**

The Bexar County Housing Finance Corporation (BCHFC) is a Texas public, non-profit corporation created in accordance with the Texas Housing Finance Corporations Act. Pursuant to the Act, the BCHFC is authorized to finance residential housing by issuing tax-exempt revenue bonds to acquire mortgage loans made to low or moderate income persons, and to pledge such mortgage loans as security for the payment of the principal and interest of such revenue bonds. The tax-exempt bonds issued by the BCHFC do not constitute a debt or a pledge of faith or credit of the BCHFC or the County, but are payable by the user pursuant to terms defined in the loan agreement underlying each issue. Interest received on the bonds is generally exempt from federal income tax under Section 103 of the Internal Revenue Code. The BCHFC is governed by a five-member Board of Directors which is comprised of the Bexar County Commissioners Court. In addition, management (below the level of the elected officials) of the primary government has operational responsibility for the activities of the component unit.

**Bexar County Health Facilities Development Corporation**

The Bexar County Health Facilities Development Corporation (BCHFDC) is a Texas public, non-profit corporation created on April 21, 1987, in accordance with the Health Facilities Development Act. The BCHFDC was established to provide financing for health facilities and health care services to maintain and improve the public health. The tax-exempt bonds issued by the BCHFDC do not constitute a debt or a pledge of faith or credit of the BCHFDC or the County, but are payable by the user pursuant to terms defined in the loan agreement underlying each issue. Interest received on the bonds is generally exempt from federal income tax under Section 103 of the Internal Revenue Code. The BCHFDC is governed by a five-member Board of Directors which is comprised of the Bexar County Commissioners Court. In addition, management



This page intentionally  
left blank

**Bexar County, Texas**  
**NOTES TO BASIC FINANCIAL STATEMENTS**  
**September 30, 2022**

**NOTE A - SUMMARY OF SIGNIFICANT ACCOUNTING POLICIES (Continued)**

**1. The Reporting Entity (Continued)**  
**Discretely Presented Component Units (Continued)**

**University Health System (Continued)**  
The criteria used to determine inclusion as a discretely presented component unit are: Commissioners Court members of University Health's Board of Managers; Commissioners Court approval; University Health's tax rate and annual budget; and University Health cannot issue bonded debt without Commissioners Court approval. Furthermore, University Health's total net position in relation to the total primary government's net position is such that to exclude essential disclosures from the County's financial statements as they pertain to University Health would be misleading. Therefore, relevant disclosures have been included in the County's financial statements. University Health's financial information presented in the government-wide financial statements is as of, and for the year ended, December 31, 2021, which is the latest audited System financial information available. Complete financial statements of University Health may be obtained from the component unit's administrative office:

University Health System  
4502 Medical Drive  
San Antonio, Texas 78229

**Cholo Canyons Special Improvement District (The District)**

The Cholo Canyons Special Improvement District (the District) is a public improvement district created by an order of the Commissioners Court of Bexar County on September 1, 2005, pursuant to Chapter 372 of the Texas Local Government Code. The purpose of the District was to induce the developer to construct a major hotel and two golf courses as well as supporting infrastructure and to provide land and construct facilities for conservation, parks, recreation and open space within the District.

The criteria used to determine inclusion as a discretely presented component unit are: The Board of Directors is comprised of seven members, as appointed by Commissioners Court, and the District cannot issue bonded debt without Commissioners Court approval. The District's financial information presented in the government-wide financial statements is as of, and for the year ended, September 30, 2021, which is the latest audited financial information available. Complete financial statements of the District may be obtained from the component unit's administrative office:

The District's General Counsel  
7500 W-1110  
San Antonio, Texas 78229

**Alamo Regional Mobility Authority (The Authority)**

The Bexar County Regional Mobility Authority was approved by the Texas Department of Transportation ("TxDOT") on December 18, 2003 as a political subdivision of the State of Texas under the Texas Transportation Code, Chapter 370. The County formally approved the conditions of TxDOT on January 14, 2004. The Bexar County Regional Mobility Authority held its first meeting on April 13, 2004. On October 14, 2004, the Bexar County Regional Mobility Authority formally changed its name to Alamo Regional Mobility Authority (The Authority).

The Authority's powers and duties are enumerated under Texas Transportation Code, Chapter 370, and include authority to borrow monies and issue bonds to finance transportation projects. The Authority is governed by a seven-member Board of Directors. Six are appointed by Bexar County Commissioners Court, and the Chairman is appointed by the Governor of the State of Texas. In fiscal year 2013, Bexar County took over the day-to-day business activity of the Authority. The Authority is currently being managed by the Offices of the County Manager and the Public Works Department. David Smith, the Bexar County Manager, is also the Executive Director of the Authority.

The Authority was established in 2004 by the Bexar County Commissioners Court with the intent to partner with the Texas Department of Transportation (TxDOT), the San Antonio-Bexar County Metropolitan Planning Organization (MPO) and Bexar County to leverage funding and bring needed relief to the traffic congestion impacting the Bexar County area.

**Bexar County, Texas**  
**NOTES TO BASIC FINANCIAL STATEMENTS**  
**September 30, 2022**

**NOTE A - SUMMARY OF SIGNIFICANT ACCOUNTING POLICIES (Continued)**

**1. The Reporting Entity (Continued)**

**Bexar County Health Facilities Development Corporation (Continued)**  
(below the level of the elected officials) of the primary government has operational responsibility for the activities of the component unit.

**Bexar County Industrial Development Corporation**

The Bexar County Industrial Development Corporation (BCIDC) is a Texas public, non-profit corporation created on July 29, 1981, in accordance with the Texas Development Corporation Act of 1979. The BCIDC's purpose is to issue bonds on behalf of the County, to finance projects as defined in the Act in order to promote and develop industrial and manufacturing activity in the County, to provide services and develop infrastructure. The BCIDC is authorized to borrow money and not substitute a debt or credit of the BCIDC or the County, but are payable by the user pursuant to terms defined in the loan agreement underlying each issue. Interest reserved on the bonds is generally exempt from federal income tax under Section 103 of the Internal Revenue Code. The BCIDC is governed by a five-member Board of Directors, which is comprised of the Bexar County Commissioners Court. In addition, management (below the level of the elected officials) of the primary government has operational responsibility for the activities of the component unit.

**Bexar County Public Facility Corporation**

The Bexar County Public Facility Corporation (BCPFC) is a Texas public, non-profit corporation created on March 12, 2022, in accordance with the Texas Public Corporation Act, Chapter 303. The BCPFC's purpose is to primarily promote projects that have cultural and historical significance for the County and the citizens of Bexar County. It will also provide affordability through restrictions on rent and income levels on 50% of the unit holders of the apartment units approved. Additionally, it will promote economic development by creating incentives for areas where there wasn't development before. The BCPFC is governed by a five-member Board of Directors which is comprised of the Bexar County Commissioners Court. In addition, management (below the level of the elected officials) of the primary government has operational responsibility for the activities of the component unit. Through this reporting year of Fiscal Year 2022, the BCPFC has no financial information to disclose.

Separate, audited financial statements for these corporations are available from the County Auditor's Office, 101 W. Nueva Street, Suite 800, San Antonio, Texas 78205.

**Discretely Presented Component Units** The relationship between the following component units and the County is such that they meet the criteria, as set forth in GASB Statement No. 14, for inclusion as discretely presented component units in the reporting entity:

**University Health System**

The Bexar County Hospital District, db/a University Health System, Bexar County, Texas (University Health), is a political subdivision of the State of Texas, and is comprised of University Hospital, University Health System – Robert E. Green Campus, University Family Health Centers, University Center for Community Health, University Dialysis Centers, and Correctional Health Care Services. University Health receives support from its supporting organization, the University Health System Foundation (the Foundation), a non-profit corporation established in 1984 to provide charitable, scientific and educational activities, and to raise funds on behalf of University Health. University Health serves as the major teaching facility for the University of Texas Health Science Center (UTHSC). University Health is exempt from federal income taxes under section 115(b) of the Internal Revenue Code. University Health formed Community First Health Plans, Inc. (CFHP), a non-profit corporation which operates as an HMO. CFHP is exempt from federal income tax under Section 501(c)(4) of the Internal Revenue Code. CFHP has agreements with plan sponsors including University Health, to arrange health service benefits for plan participants under the terms of the CFHP. CFHP receives monthly support payments based on the number of each plan participant's dependent lives covered. In addition, CFHP receives supplementary health care delivery payments under the Medicaid program. University Health is presented as an enterprise fund type.

Bexar County, Texas  
NOTES TO BASIC FINANCIAL STATEMENTS  
September 30, 2022

NOTE A - SUMMARY OF SIGNIFICANT ACCOUNTING POLICIES (Continued)

1. The Reporting Entity (Continued)  
Discretely Presented Component Units (Continued)

Alamo Regional Mobility Authority (The Authority) (Continued)

The criteria used to determine inclusion as a discretely presented component unit are: The Authority is governed by a seven-member Board of Directors, are appointed by the Commission on Intergovernmental Relations and the County is supported by the County of Bexar. The Authority's financial information presented in the government-wide financial statements is as of, and for the year ended, September 30, 2022. Complete financial statements of the Authority may be obtained from the component unit's administrative office:

Alamo Regional Mobility Authority  
c/o Bexar County Public Works  
1948 Probandt Street,  
San Antonio, TX 78214

Westside 211 Special Improvement District

The Westside 211 Special Improvement District (the Westside 211 SID) is a public improvement district created by an order of the Commissioners Court of Bexar County on August 30, 2007, pursuant to Chapter 372, Subchapter C of the Texas Local Government Code (the Act). The Westside 211 SID was created to serve the public purpose of economic development and, specifically, provide new jobs, expand commercial development, attract retail facilities, construct residential housing and improvement, and to construct State Highway 211 and Potranco Road.

The criteria used to determine inclusion as a discretely presented component unit are: The Board of Directors is comprised of seven members, as appointed by Commissioners Court, and the Westside 211 SID cannot issue bonded debt without Commissioners Court approval. The Westside 211 SID's financial information presented in the government-wide financial statements is as of, and for the year ended, September 30, 2021, which is the latest, audited Westside 211 SID financial information available. Complete financial statements of the Westside 211 SID may be obtained from the component unit's administrative office:

The Westside 211 SID General Counsel  
601 NW Loop 410, Suite 100  
San Antonio, Texas 78216

The remainder of this page intentionally left blank

Bexar County, Texas  
NOTES TO BASIC FINANCIAL STATEMENTS  
September 30, 2022

NOTE A - SUMMARY OF SIGNIFICANT ACCOUNTING POLICIES (Continued)

2. Government-wide Financial Statements

Government-wide financial statements consist of the Statement of Net Position and the Statement of Activities. These statements report information on all of the non-fiduciary activities of the primary government and its component units. Governmental activities are supported by taxes and intergovernmental revenues. They are reported separately from business-type activities, which rely, to a significant extent, on fees and charges for support.

The government-wide financial statements are reported using the economic resources measurement focus and the accrual basis of accounting, as are the proprietary fund financial statements. Revenues are recorded when earned, and expenses are recorded at the time liabilities and deferred inflows are incurred, regardless of the timing of cash flows. Property taxes are recognized as revenues in the year for which they are levied. Grants and similar items are recognized as revenue as soon as all eligibility requirements imposed by the provider have been met.

The Statement of Activities demonstrates the degree to which the direct expenses of the County's programs are offset by those programs' revenues. Program revenues include 1) charges to customers or applicants who purchase, use, or directly benefit from goods, services, or privileges provided by the function or program and 2) grants and contributions that are restricted to meeting the operational or capital requirements of a particular program or function. Program revenues for governmental activities include those generated from general government, judicial, public safety, education and recreation, public works, and health and public welfare. Taxes and other items not properly included among program revenues are reported instead as general revenues.

For proprietary funds, all revenues and expenses are classified as operating revenues and expenses except for taxes, investment income, interest expense, grant payments which are classified as non-operating revenues and expenses.

The effects of interfund direct activity for changes based on actual use are not eliminated whereas indirect expense allocations are reversed and have been eliminated for the government-wide financial statements.

3. Fund Level Financial Statements

All governmental funds use the current financial resources measurement focus and the modified accrual basis of accounting. Under the modified accrual basis of accounting, revenues are recognized when susceptible to accrual (i.e., when they become both measurable and available). "Measurable" means the amount of the transaction can be determined and "available" means collectible within the current period, or soon enough thereafter, to be used to pay liabilities of the current period. The County considers revenues as available if they are collected within 60 days after year end. Expenditures are recorded when the related fund liability is incurred. Debt service expenditures, as well as expenditures related to compensated absences and claims and judgments, are recorded only when payment is due.

Property tax revenues, the County's primary revenue source, is susceptible to accrual and is considered available to the extent of delinquent taxes collected within 60 days of the fiscal year end. Grant and entitlement revenues are also susceptible to accrual. Encumbrances are used during the year, and any unliquidated items are reported at year end as a reservation of fund balance.

Governmental funds are accounted for on a spending "financial flow" measurement focus. This means that only current assets and deferred outflows, and current liabilities and deferred inflows are generally included on their balance sheets. Their reported fund balance (net current assets) is considered a measure of "available spendable resources." Governmental fund operating statements present increases (revenues and other financing sources) and decreases (expenditures and other financing uses) in net current assets. Accordingly, they are said to present a summary of sources and uses of "available spendable resources" during a period.

All proprietary funds, including the enterprise funds and internal service funds, are accounted for using the economic resources measurement focus and accrual basis of accounting. Revenues are reported when earned and expenses when they are incurred. Claims incurred but not reported are included in payables and expenses. This means that all assets and deferred outflows and liabilities and deferred inflows (whether current or non-current) associated with their activity are included in the funds' statement of net position. The fiduciary funds are also reported using the accrual basis of accounting. The fiduciary funds are custodial in nature; custodial funds report assets; deferred outflows of resources; liabilities and deferred inflows of resources and any difference between the assets and deferred outflows of resources to the liabilities and deferred inflows of resources as fiduciary net position.

**Bexar County, Texas**  
**NOTES TO BASIC FINANCIAL STATEMENTS**  
**September 30, 2022**

**NOTE A - SUMMARY OF SIGNIFICANT ACCOUNTING POLICIES (Continued)**

**3. Fund Level Financial Statements (Continued)**

The County's accounts are organized based on funds, each of which is considered to be a separate accounting entity. The operations of each fund are accounted for by providing a separate set of self-balancing accounts, which are comprised of each fund's assets and deferred outflows, liabilities and deferred inflows, net position/fund balance, revenues and expenditures or expenses.

Separate financial statements are provided for governmental funds, proprietary funds, and fiduciary funds. The County reports various fiduciary financial statements which are categorized in nature, accordingly, the fiduciary funds are excluded from the government-wide financial statements. The County reports the following major funds:

**GOVERNMENTAL FUNDS**

**General Fund**

The General Fund accounts for the resources used to finance the fundamental operations of the County. It is the basic fund of the County and covers all governmental activities for which a special revenue fund has not been established.

**Debt Service Fund**

This fund is used to account for the accumulation of resources for and the payment of principal and interest on long-term debt of governmental funds.

**Capital Projects Fund**

This fund is used to account for financial resources to be used for the acquisition and construction of major capital facilities and is principally financed by the sale of bonds or certificates of obligation, certain vehicle registration fees, and capital grants.

**ARPA Fund**

This fund is used to account for the financial resources of the American Rescue Plan Act (ARPA).

**PROPRIETARY FUNDS**

**Community Venue Fund**

The Community Venue Fund is used to account for the development, financing, construction, leasing, management, operations and marketing of a multi-purpose arena and its related infrastructure. Additionally, the taxpayers of Bexar County approved an expenditure of the Venue tax in May 2018. As a result, numerous sports and tourism related facilities have been constructed and improved throughout the County. See Note 1 for County expenses on assets owned by other entities. The tax revenues and construction costs are recorded in the Community Venue Fund.

Proprietary funds distinguish operating revenues and expenses from nonoperating items. Operating revenues and expenses are the result of providing services in connection with a proprietary fund's principal ongoing operations. The principal operating expenses for the enterprise funds include administrative expenses and depreciation on capital assets. All revenues and expenses not meeting this definition are reported as nonoperating revenue and expenses.

Nonmajor enterprise funds consist of the Sheriff's Commissary Fund, the Parking Facilities Fund, and the Firing Range Fund. The Sheriff's Commissary Fund is used to account for commissary sales to inmates housed in the Bexar County Jail. The Parking Facilities Fund is used to account for the operation and maintenance of the parking facilities. The Firing Range Fund is used to account for the operation and maintenance of the firing range. The parking facilities and firing range are intended to be financed primarily through user charges.

Additionally, the County uses internal service funds to account for County vehicle maintenance, self-insurance (medical benefits, workers' compensation, and liability insurance coverage), other post-employment benefits, and the expenses of a records management facility. The principal operating revenue of the County's internal service funds are from user fees assessed to participants or service fees charged to other funds.

The principal operating expenses for the internal service funds include administrative, claims, insurance, and personnel expenses. A complete description of the County's internal service funds can be found on page 181.

The County also uses various revenue funds to account for the proceeds of specific revenue sources for specified purposes.

**Bexar County, Texas**  
**NOTES TO BASIC FINANCIAL STATEMENTS**  
**September 30, 2022**

**NOTE A - SUMMARY OF SIGNIFICANT ACCOUNTING POLICIES (Continued)**

**FIDUCIARY FUNDS**

Fiduciary funds are used to account for assets held by the County as an agent for individuals, private organizations and other governments. The County's Fiduciary funds are used to report assets held in a fiduciary capacity that include State funds held for other governments, funds held in the registry of the court awaiting judicial order to disburse, cash and securities posted as collateral for securing bail bonds, monies deposited on account for inmate commissary purchases, funds seized by law enforcement agencies, property taxes collected and remitted for other entities and funds held for employees for administration of their flexible spending accounts. The County's Fiduciary Funds combining statements can be found on page 187.

**4. Budget**

**Primary Government**

Annual expenditure budgets are legally approved and adopted for the general fund, certain special revenue funds, and debt service fund. Budgets for the Capital Projects, ARPA, Grants, Probate Contribution, LEOSE, Child Abuse Prevention, Probate Guardianship, Probate Education, Juvenile Delinquency Prevention, Chapter 19 Voter Registration, Election Contracting Services, Tax Collector's Special Inventory, Asset Forfeitures, and Blended Component Unit Funds are not annually (or biennially) appropriated. Budgets for grants are employed as a management control device in order to comply with grant provisions. Many grant and capital projects are funded for periods longer than one year.

Formal budgetary integration is employed for the general fund, special revenue funds, and the debt service fund. Capital project programs with the capital project fund are project oriented rather than by period. Therefore, project length budgets are adopted based on three-year allocations, and appropriations are carried forward to subsequent periods until the project is completed. Formal budget integration is employed by the County with regard to the internal service funds. All budgets are prepared on a modified accrual basis.

Commissioners Court historically adopts an annual budget and appropriates a portion of the available unassigned fund balance to provide resources for those issues that arise during the fiscal year that could not be anticipated at the time the budget was adopted. An expenditure line item is created to serve as a contingency to draw from as needed. At year end, the County closes the unused portion of the revenue and expenditure line items to budgetary fund balance. During the year, the debt service fund budget was exceeded for the following functions: principal (\$1,000,000) and bond issuance cost (\$3,611,194).

The budget deficits presented in the General Fund Budget and Actual Statement in the Required Supplementary Information are due to leases that are applicable to the implementation of GASB 87, which requires a lessee to recognize a lease expenditure and other financing source at the commencement of a lease term at the governmental fund level. As a result, the following lease expenditures were recognized in operational costs for each department listed below:

<u>Department</u>	<u>Lease Expenditure</u>
Commissioners Court	\$ 55,649
Information Technology	1,070,196
Tax Assessor-Collector	1,052,225
Justice of the Peace, Precinct 2	2,071,560
Justice of the Peace, Precinct 4	769,210
Juvenile Probation	2,659,381
Community Supervision & Correction	8,043,860
Constable Precinct 2	1,500,095
Constable Precinct 4	769,210
AgriLife	618,855
Veterans Services	926,782
	<u>\$ 18,937,023</u>

Due to the implementation of GASB 87 an increase in other financing sources was recognized in the amount of \$18,937,023 for the General Fund.

**Bexar County, Texas**  
**NOTES TO BASIC FINANCIAL STATEMENTS**  
**September 30, 2022**

**NOTE A - SUMMARY OF SIGNIFICANT ACCOUNTING POLICIES (Continued)**

**6. Recent Accounting Pronouncements (Continued)**

**Primary Government (Continued)**

The GASB has issued Statement No. 95, "Postponement of the Effective Dates of Certain Authoritative Guidance." The objectives of this Statement is to provide temporary relief to governments and other stakeholders in light of the COVID-19 pandemic by postponing the effective dates of certain provisions in Statements and Implementation Guides that first became effective or are scheduled to become effective for periods beginning after June 15, 2018, and later. The implementation of GASB 95 is reflected in the financial statements.

The GASB has issued Statement No. 96, "Subscription-Based Information Technology Arrangements." The objectives of this Statement is to provide guidance on the accounting and financial reporting for subscription-based information technology arrangements (SBITAs) for government end users (government users). This Statement (1) defines a SBITA; (2) establishes that a SBITA results in a right-to-use subscription asset—an intangible asset—and a corresponding subscription liability; (3) provides the capitalization criteria for outlays other than subscription payments, including implementation costs of a SBITA; and (4) requires note disclosures regarding a SBITA. The requirements of this Statement are effective for reporting periods beginning after June 15, 2022. GASB 96 will be implemented by the County in fiscal year 2023 and the impact has not yet been determined.

The GASB has issued Statement No. 97, "Certain Component Unit Criteria, and Accounting and Financial Reporting for Internal Revenue Code Section 457 Deferred Compensation Plans." The objectives of this Statement are to (1) increase consistency and comparability related to the reporting of fiduciary component units in circumstances in which a potential component unit does not have a governing board and the primary government performs the duties that a governing board typically would perform; (2) mitigate costs associated with the reporting of certain defined contribution pension plans, defined contribution other postemployment benefit (OPEB) plans, and employee benefit plans other than pension plans or OPEB plans (other employee benefit plans) as fiduciary component units in fiduciary fund financial statements; and (3) enhance the relevance, consistency, and comparability of the accounting and financial reporting for Internal Revenue Code (IRC) Section 457 deferred compensation plans (Section 457 plans) that meet the definition of a pension plan and for benefits provided through those plans. The requirements of this Statement are effective for reporting periods beginning after June 15, 2021. GASB 97 is reflected in the financial statements.

The GASB has issued Statement No. 98, "The Annual Comprehensive Financial Report." This Statement establishes the term annual comprehensive financial report and its acronym, ACFR. This Statement's introduction of the new term is founded on a commitment to promoting inclusiveness. The requirements of this statement are effective for fiscal years ending after December 15, 2021. GASB 98 is reflected in the financial statements.

The GASB has issued Statement No. 100, "Accounting Changes and Error Corrections." The primary objective of this Statement is to enhance accounting and financial reporting requirements for accounting changes and error corrections to provide more understandable, reliable, relevant, consistent, and comparable information for making decisions or assessing accountability. The requirements of this statement are effective for fiscal years beginning after June 15, 2023. GASB 101 will be implemented by the County in fiscal year 2024 and the impact has not yet been determined.

The GASB has issued Statement No. 101, "Compensated Absences." The objective of this Statement is to better meet the information needs of financial statement users by updating the recognition and measurement guidance for compensated absences. That objective is achieved by aligning the recognition and measurement guidance under a unified model and by amending certain previously required disclosures. The requirements of this statement are effective for fiscal years beginning after December 15, 2023. GASB 101 will be implemented by the County in fiscal year 2023 and the impact has not yet been determined.

**7. Cash, Cash Equivalents and Temporary Investments**

**Primary Government**

For purposes of the Statement of Cash Flows, cash and cash equivalents include amounts in demand deposits as well as short-term investments with a maturity date within three months of the date acquired by the County. Temporary investments consist of a money market fund and funds invested in local government investment pools, which is permitted under the Public Funds Investment Act.

**Bexar County, Texas**  
**NOTES TO BASIC FINANCIAL STATEMENTS**  
**September 30, 2022**

**NOTE A - SUMMARY OF SIGNIFICANT ACCOUNTING POLICIES (Continued)**

**4. Budget**

**Primary Government**

The Bexar County Housing Finance Corporation, the Bexar County Health Facilities Development Corporation, and the Bexar County Industrial Development Corporation funds do not have legally adopted budgets.

**5. Proprietary Fund Accounting**

**Primary Government**

The County has implemented GASB Statement No. 62, *Codification of Accounting and Financial Reporting Guidance Contained in Pre-November 30, 1989 FASB and AICPA Pronouncements*.

**6. Recent Accounting Pronouncements**

**Primary Government**

The GASB has issued Statement No. 87, "Leases." The objective of this Statement is to better meet the information needs of financial statement users by bringing leasing and financial reporting for leases by governments under one standard. This Statement addresses the recognition, measurement, and financial reporting of leases and liabilities for less than their previously recorded amounts, by requiring recognition of certain leases and liabilities for less than their previously recorded amounts, by classifying as operating leases and recognizing as inflows of resources or outflows of resources based on the payment provision of the contract. The requirements of this Statement are effective for reporting periods beginning after June 15, 2021. GASB 87 is reflected in the financial statements.

The GASB has issued Statement No. 89, "Accounting for Interest Cost Incurred before the End of a Construction Period." The objectives of this Statement are (1) to enhance the relevance and comparability of information about capital assets and the cost of borrowing for a reporting period and (2) to simplify accounting for interest cost incurred before the end of a construction period. This Statement also reiterates that in financial statements prepared using the current financial resources measurement focus, interest cost incurred before the end of a construction period should be recognized as an expenditure on a basis consistent with governmental fund accounting principles. The requirements of this Statement are effective for reporting periods beginning after December 15, 2020. GASB 89 is reflected in the financial statements.

The GASB has issued Statement No. 91, "Conduit Debt Obligations." The objectives of this Statement are to provide a single method of reporting conduit debt obligations by issuers and eliminate diversity in practice associated with (1) commitments extended by issuers, (2) arrangements associated with conduit debt obligations, and (3) related note disclosures. The requirements of this Statement are effective for reporting periods beginning after December 15, 2021. GASB 91 will be implemented by the County in fiscal year 2022 and the impact has not yet been determined.

The GASB has issued Statement No. 92, "Omnibus 2021." The objectives of this Statement are to enhance comparability in accounting and financial reporting and to improve the consistency of authoritative literature by addressing practice issues that have been identified during implementation and application of certain GASB Statements. More comparable reporting will improve the usefulness of information for users of state and local government financial statements. The requirements of this Statement are effective for reporting periods beginning after June 15, 2021. GASB 92 is reflected in the financial statements.

The GASB has issued Statement No. 93, "Replacement of Interbank Offered Rates." The objectives of this Statement is to address accounting and financial reporting implications that result from the replacement of an interbank offered rate (IBOR). The requirements of this Statement are effective for reporting periods beginning after December 31, 2022. GASB 93 will be implemented by the County in fiscal year 2024 and the impact has not yet been determined.

The GASB has issued Statement No. 94, "Public-Private and Public-Public Partnerships and Availability Payment Arrangements." The objectives of this Statement are to improve financial reporting by addressing issues related to public-private and public-public partnerships (PPPs). The requirements of this Statement are effective for reporting periods beginning after June 15, 2022. GASB 94 will be implemented by the County in fiscal year 2022 and the impact has not yet been determined.

**Bexar County, Texas**  
**NOTES TO BASIC FINANCIAL STATEMENTS**  
**September 30, 2022**

**NOTE A - SUMMARY OF SIGNIFICANT ACCOUNTING POLICIES (Continued)**

**6. Recent Accounting Pronouncements (Continued)**

**Primary Government (Continued)**

The GASB has issued Statement No. 95, "Postponement of the Effective Dates of Certain Authoritative Guidance." The objectives of this Statement is to provide temporary relief to governments and other stakeholders in light of the COVID-19 pandemic by postponing the effective dates of certain provisions in Statements and Implementation Guides that first became effective or are scheduled to become effective for periods beginning after June 15, 2018, and later. The implementation of GASB 95 is reflected in the financial statements.

The GASB has issued Statement No. 96, "Subscription-Based Information Technology Arrangements." The objectives of this Statement is to provide guidance on the accounting and financial reporting for subscription-based information technology arrangements (SBITAs) for government end users (government users). This Statement (1) defines a SBITA; (2) establishes that a SBITA results in a right-to-use subscription asset—an intangible asset—and a corresponding subscription liability; (3) provides the capitalization criteria for outlays other than subscription payments, including implementation costs of a SBITA; and (4) requires note disclosures regarding a SBITA. The requirements of this Statement are effective for reporting periods beginning after June 15, 2022. GASB 96 will be implemented by the County in fiscal year 2023 and the impact has not yet been determined.

The GASB has issued Statement No. 97, "Certain Component Unit Criteria, and Accounting and Financial Reporting for Internal Revenue Code Section 457 Deferred Compensation Plans." The objectives of this Statement are to (1) increase consistency and comparability related to the reporting of fiduciary component units in circumstances in which a potential component unit does not have a governing board and the primary government performs the duties that a governing board typically would perform; (2) mitigate costs associated with the reporting of certain defined contribution pension plans, defined contribution other postemployment benefit (OPEB) plans, and employee benefit plans other than pension plans or OPEB plans (other employee benefit plans) as fiduciary component units in fiduciary fund financial statements; and (3) enhance the relevance, consistency, and comparability of the accounting and financial reporting for Internal Revenue Code (IRC) Section 457 deferred compensation plans (Section 457 plans) that meet the definition of a pension plan and for benefits provided through those plans. The requirements of this Statement are effective for reporting periods beginning after June 15, 2021. GASB 97 is reflected in the financial statements.

The GASB has issued Statement No. 98, "The Annual Comprehensive Financial Report." This Statement establishes the term annual comprehensive financial report and its acronym, ACFR. This Statement's introduction of the new term is founded on a commitment to promoting inclusiveness. The requirements of this statement are effective for fiscal years ending after December 15, 2021. GASB 98 is reflected in the financial statements.

The GASB has issued Statement No. 100, "Accounting Changes and Error Corrections." The primary objective of this Statement is to enhance accounting and financial reporting requirements for accounting changes and error corrections to provide more understandable, reliable, relevant, consistent, and comparable information for making decisions or assessing accountability. The requirements of this statement are effective for fiscal years beginning after June 15, 2023. GASB 101 will be implemented by the County in fiscal year 2024 and the impact has not yet been determined.

The GASB has issued Statement No. 101, "Compensated Absences." The objective of this Statement is to better meet the information needs of financial statement users by updating the recognition and measurement guidance for compensated absences. That objective is achieved by aligning the recognition and measurement guidance under a unified model and by amending certain previously required disclosures. The requirements of this statement are effective for fiscal years beginning after December 15, 2023. GASB 101 will be implemented by the County in fiscal year 2023 and the impact has not yet been determined.

**7. Cash, Cash Equivalents and Temporary Investments**

**Primary Government**

For purposes of the Statement of Cash Flows, cash and cash equivalents include amounts in demand deposits as well as short-term investments with a maturity date within three months of the date acquired by the County. Temporary investments consist of a money market fund and funds invested in local government investment pools, which is permitted under the Public Funds Investment Act.

Bexar County, Texas  
NOTES TO BASIC FINANCIAL STATEMENTS  
September 30, 2022

NOTE A - SUMMARY OF SIGNIFICANT ACCOUNTING POLICIES (Continued)

10. Capital Assets (Continued)

Primary Government (Continued)

Capital assets are depreciated over the useful lives of the assets or classes of assets on a straight-line basis as follows:

Building and improvements	20 - 40 years
Machinery and equipment	3 - 10 years
Infrastructure	20 - 35 year

University Health

University Health's capital assets are recorded at cost at the date of acquisition, or fair value at the date of donation if acquired by gift. Depreciation is computed using the straight-line method over the estimated useful life of each asset. Assets under capital lease obligations and leasehold improvements are depreciated over the shorter of the lease term or their respective estimated useful lives. The following estimated useful lives are being used by the University Health:

Land Improvements	5 - 15 years
Building and improvements	10 - 30 years
Equipment	5 - 15 years

The Authority

The Authority's capital assets are stated at historical cost. Donated capital assets are valued at their estimated acquisition value on the date received. For equipment, the Authority's capitalization policy includes all items with a unit cost of \$20,000 or more and an estimated useful life in excess of one year. Depreciation in progress includes construction project costs that are directly attributable to a specific project in development. Depreciation is computed using the straight-line method over the estimated useful lives of the assets. Currently, the Authority has no capital assets other than the cost associated with projects in development.

11. Development in Progress

The Authority

The Authority has entered into or intends to enter into several inter-local agreements with various entities for the construction of infrastructure projects. The Authority will expend vehicle registration fee revenues and debt resources to complete the projects; however, once projects are substantially complete, they become the responsibility of other entities in the region. Maintenance requirements will also be the responsibility of those other entities. Thus, the accumulated development in progress costs relate only to assets that are ultimately going to be conveyed to other entities in accordance with the inter-local agreements.

12. Compensated Absences

Primary Government

The County allows employees to accumulate compensatory time, vacation, and sick leave with certain limitations. At September 30, 2022, the accumulated compensated absences amount to \$55,473,211. For governmental funds, accrued compensated absences are recorded as expenditures in the respective funds to the extent it has matured. The majority of these have typically been liquidated from the general fund in previous years. A liability for these amounts is reported in governmental funds in the event of termination. Accumulated leave is reported in the government-wide Statement of Net Position as both a current and noncurrent liability.

Bexar County, Texas  
NOTES TO BASIC FINANCIAL STATEMENTS  
September 30, 2022

NOTE A - SUMMARY OF SIGNIFICANT ACCOUNTING POLICIES (Continued)

7. Cash, Cash Equivalents and Temporary Investments (Continued)

Primary Government (Continued)

Investments in local government investment pools are stated at net asset value or amortized cost which approximates fair value, as permitted under GASB Statement No. 31, *Accounting and Financial Reporting for Certain Investments and for External Investment Pools*, or are stated at Net Asset Value (NAV), in accordance with the Fair Value Measurement guidelines established by GASB Statements No. 72 and 79.

8. Inventories and Prepaid Items

Primary Government

The County accounts for inventories using the consumption method. The cost of inventories for internal service funds are determined by the average cost method.

Any payments to vendors applicable to future accounting periods would be recorded as prepaid items in both government-wide and fund financial statements.

9. Restricted Assets and Liabilities

Primary Government

Certain proceeds of the revenue bonds issued for the County's Community Venue Fund, as well as certain resources set aside for their repayment, are classified as restricted assets on the Statement of Net Position because they are maintained in separate bank accounts and their use is restricted by applicable bond covenants. The "tax-exempt debt service" and the "taxable debt service" accounts are used to segregate resources for the respective principal and interest amounts currently outstanding. The "tax-exempt reserve" account and the "taxable reserve" accounts are used to set aside resources to subsidize potential deficiencies in the debt service accounts. The construction accounts are used to report those proceeds of revenue bonds that are restricted for the four voter-approved propositions. The County's policy is to apply restricted resources first if both restricted and unrestricted resources are available for the same activity.

10. Capital Assets

Primary Government

Capital assets include land, land improvements, right-of-way land, infrastructure, buildings, building improvements, site improvements, leasehold improvements, vehicles, machinery, furniture, equipment, other systems, animals, works of art and historical treasures that are used in operations and benefit more than a single fiscal period. Infrastructure assets, such as roads, bridges, and drainage systems, are long-lived assets that normally are stationary in nature and typically can be preserved for a significantly greater than 10 years and most capital assets are defined by the County as equipment with an initial, individual cost of more than \$5,000 and an estimated useful life in excess of one year. Building improvements and infrastructure projects with an estimated cost to exceed \$100,000 are capitalized.

When capital assets are purchased, they are capitalized and depreciated in the government-wide financial statements and the proprietary fund statements. Capital assets are recorded as expenditures of the current period in the governmental fund financial statements. When historical records are available, capital assets are valued at cost. When no historical records are available, the County estimates the cost by applying book-trended inflation rates to a similar asset. Donated capital assets, donated works of art, historical treasures, and similar assets; and capital assets received in service concession arrangements, if any; are valued at acquisition value as defined by GASB 72.

Improvements to capital assets that materially extend the life of the asset or add to the value are capitalized. Other repairs and normal maintenance are not capitalized. Major outlays for capital assets and improvements are capitalized as projects are constructed. Interest incurred during construction is not capitalized.

**Bexar County, Texas**  
**NOTES TO BASIC FINANCIAL STATEMENTS**  
**September 30, 2022**

**NOTE A - SUMMARY OF SIGNIFICANT ACCOUNTING POLICIES (Continued)**

**14. Deferred Outflows/Inflows of Resources**

The deferred outflows of resources related to pension expense include: differences between expected and actual experience with regard to economic or demographic factors (differences between expected and actual experience) in the measurement of total pension liability; differences between projected and actual earnings on pension plan investments; and contributions to the pension plan from the employer subsequent to the measurement date of the net pension liability and before the end of the reporting period.

The differences between expected and actual experience are recognized in pension expense, beginning in the current reporting period, using a systematic and rational method over a closed period equal to the average of the expected remaining service lives of all employees that are provided with pensions through the pension plan (active and inactive employees) determined as of the beginning of the measurement period. The portion not recognized in pension expense is reported as deferred outflows of resources.

The differences between projected and actual earnings on pension plan investments are recognized in pension expense using a systematic and rational method over a closed five-year period, beginning in the current reporting period. The amount not recognized in pension expense is reported as deferred outflows of resources.

The deferred outflows of resources related to OPEB expense are contributions to the OPEB plan from the employer subsequent to the measurement date of the net OPEB liability and before the end of the reporting period. The deferred inflows of resources related to OPEB include differences between expected and actual experiences and certain changes in assumptions. Amounts reported as deferred outflows of resources and deferred inflow of resources will be recognized in OPEB expense beginning in the current period, using a systematic and rational method over a closed period equal to the average of the expected remaining service lives of all employees that are provided with OPEB through the OPEB plan (active and inactive employees) as of the beginning of the measurement period.

**15. Pensions**

The fiduciary net position of the Texas County/District Retirement System (TCDRS) has been determined using the flow of economic resources measurement focus and full accrual basis of accounting. This includes for the purposes of measuring the net pension liability, deferred outflows of resources and deferred inflows of resources related to pensions, pension expense, and information about assets, liabilities and addition to/deductions from TCDRS's fiduciary net position. Benefit payments (including refunds of employee contributions) are recognized when due and payable in accordance with the benefit terms. Investments are reported at fair value.

**NOTE B - CASH, CASH EQUIVALENTS, AND INVESTMENTS**

**Primary Government**

As of September 30, 2022, the carrying amount of the County's cash and cash equivalents is:

Cash in Bank	\$ 4,544,499
Money Market	66,807,156
TechSav	105,904,586
TechStar	299,857,213
Total	<u>\$ 477,113,454</u>

Custodial Credit Risk-Deposits: Custodial credit risk is the risk that in the event of a bank failure, the government's deposits may not be returned. It is the County's policy to collateralize deposits at 100% of the deposit amount. As of September 30, 2022, the County's bank balances of \$32,397,121 were fully collateralized by federal depository insurance and/or collateral held by the County or its agent in the name of the County.

The County's cash balances in the bank that are above certain limits are invested overnight in money market fund sweep accounts. These money market funds meet the requirements of the Public Funds Investment Act since they only invest in U.S. Treasury bills, notes and other obligations issued or guaranteed as to the principal and interest by the U.S. Government, its agencies or instrumentalities, and repurchase agreements secured by such obligations or cash.

**Bexar County, Texas**  
**NOTES TO BASIC FINANCIAL STATEMENTS**  
**September 30, 2022**

**NOTE A - SUMMARY OF SIGNIFICANT ACCOUNTING POLICIES (Continued)**

**13. Property Taxes**

**Primary Government**

Property taxes for the County and Flood Control are levied each October 1 on the taxable value as of the preceding January 1, the date a lien attaches, for all taxable real and personal property located in the County. Taxes are due by January 31 following the October 1 assessment date and become delinquent on February 1, at which time they begin accruing penalty and interest. The enforceable legal claim date for property taxes is the assessment date; therefore, the County did not record a receivable for actual of future taxes at year end. Accordingly, no current taxes receivable are reported. On July 1, unpaid taxes are subject to additional penalties for collection expenses. Appraised values are determined by the Bexar County Appraisal District and are equal to 100% of the appraised market value as required by the State Property Tax Code.

Taxes have been reported in the financial statements net of the allowance for uncollectible taxes. Tax revenues are recognized as they become available. Accordingly, an amount equal to taxes not yet available (not collectible within 60 days after year end) has been reported as deferred inflows of resources - unavailable revenue at the governmental fund level.

**University Health**

The Commissioners Court of Bexar County levies for University Health a tax as provided under state law on properties within the County. These taxes are collected by the Bexar County Tax Assessor-Collector and are remitted to University Health when received. University Health's tax rate is levied and becomes collectible in October of each year based on the certified assessed value as of the previous January 1. Taxes levied on October 1 are designated to support University Health's operations for the following calendar year. University Health records the levy, net of an assessment fee and allowance for uncollectible amounts, as a current receivable and deferred tax revenue in the year levied.

**The District**

Property taxes are levied by October 1 on the assessed value listed as of the prior January 1 for all real and business personal property located in the District in conformity with Subtitle E, Texas Property Code. Taxes are due upon receipt of the tax bill and are delinquent if not paid before February 1 of the year following the year in which imposed. On January 31 of each year, a tax lien attaches to property to secure payment of all taxes, penalties, and interest ultimately imposed. Property tax revenues are considered available when they become due or past due and receivable within the current period. The adjusted assessed value of the property tax roll upon which the levy for the 2021 fiscal year was based was \$1,079,659,459.

**14. Leases**

For the year ended September 30, 2022, the financial statements include the adoption of GASB Statement No. 87, Leases. The primary objective of this statement is to enhance the relevance and consistency of information about government's leasing activities. This standard establishes a model for lease accounting based on the substance of the right to use an identifiable asset and an underlying asset. Under this Statement, a lease is defined as a contract, an agreement or other arrangement that conveys to a lessee a right to use an identifiable asset and a lessor is required to recognize a lease receivable and a deferred inflow of resources. For additional information, refer to the disclosures below.



**Bexar County, Texas**  
**NOTES TO BASIC FINANCIAL STATEMENTS**  
**September 30, 2022**

**NOTE B – CASH, CASH EQUIVALENTS, AND INVESTMENTS (Continued)**  
**Primary Government (Continued)**

The County has deposits in two different local government investment pools, they are TexPool and TexStar. TexPool is a public funds investment pool created by the Treasurer of the State of Texas acting by and through the Texas Treasury Safekeeping Trust Company. It is empowered to invest funds and act as a custodian of investments purchased with local investment funds.

TexStar has the same authority as TexPool. It was organized and established pursuant to an Interlocal Agreement between participating government entities. The County has an undivided beneficial interest in the pool of assets held by TexStar. These assets include obligations of, guaranteed, or insured by the United States Government or its agencies, collateralized repurchase agreements and reverse repurchase agreements and no-load money market funds which meet the requirements of the Public Funds Investment Act.

**NOTE C – INVESTMENTS**

**Primary Government**

- The County's investment policy provides that funds may be invested in:
- Obligations of the United States, its agencies and instrumentalities.
  - Direct obligations of the State of Texas or its agencies.
  - Other obligations insured by the State of Texas or the United States or their respective agencies and instrumentalities.
  - Obligations of other governmental units with at least an "A" rating.
  - Bank certificates of deposits that are guaranteed or insured.
  - Guaranteed investment contracts as authorized by the Public Funds Investment Act.
  - Commercial papers as authorized by the Public Funds Investment Act.
  - Securities lending program as authorized by the Public Funds Investment Act.
  - Fully collateralized repurchase agreements as authorized by the Public Funds Investment Act.
  - SEC registered, no-load money market mutual funds as authorized by the Public Funds Investment Act.
  - Public funds investment pools as authorized by the Public Funds Investment Act.

Fair Value of Investments: The County measures and records its investments using fair-value measurement guidelines established by generally accepted accounting principles. GASB 79 created an election option for external investment pools and pool participants to continue to utilize amortized cost accounting, rather than fair value, for certain investment pools and eliminated the reference to SEC 2A-7 guidance. The County has elected to continue measuring investments at fair value. The County's investment pool (TexStar) meets the criteria of GASB 79. The County's investment pool (TexStar) has elected to continue to measure its investments at fair value. However, TexStar meets all criteria under GASB 79 to report at amortized cost. TexPool has elected to continue reporting assets at amortized cost. The County has mirrored these valuations.

The County is required to disclose the fair value level of its investments within the fair value hierarchy established by GASB 72. In the fair value hierarchy there are three levels:

- Level 1: Quoted prices for identical investments in active markets;
- Level 2: Observable inputs other than quoted market prices; and,
- Level 3: Unobservable inputs.

The remainder of this page intentionally left blank

	Fair Value Measurements Using			
	September 30, 2022	Level 1	Level 2	Level 3
<b>Investments</b>				
BILL	\$ 29,419,411	\$ -	\$ 29,419,411	\$ -
FHLM/C	9,654,387	-	9,654,387	-
FICD	31,000,639	-	31,000,639	-
Corporate Commercial Paper	335,407,468	-	335,407,468	-
Local Government Commercial Paper	24,738,787	-	24,738,787	-
US Treasury	512,138,294	-	512,138,294	-
<b>Total investments</b>	<b>942,399,186</b>	<b>-</b>	<b>942,399,186</b>	<b>-</b>
<b>Investment pools</b>				
TexStar (net asset value)	299,857,213	N/A	N/A	N/A
TexPool (valued at amortized cost)	105,904,586	N/A	N/A	N/A
<b>Total investment pools by fair value</b>	<b>405,761,799</b>			
<b>Money Markets</b>				
Money Market Funds (valued at amortized cost)	66,807,156	N/A	N/A	N/A
<b>Total Money Market Funds by fair value</b>	<b>66,807,156</b>			
<b>Total investments, pools and money markets</b>	<b>\$ 1,414,968,141</b>		<b>\$ 942,399,186</b>	

All of the County's investments, other than investments in the investment pools and money market funds, are classified in Level 2 and are valued using proprietary valuation models which may consider market transactions in comparable securities and the various relationships between securities in determining value and/or market characteristics such as benchmark yield curves, option adjusted spreads, credit spreads, estimated default rates, coupon-rates, anticipated timing of principal repayments, underlying collateral, and other unique security features in order to estimate the relevant cash flows, which are then discounted to calculate the fair values.

The County invests in the TexStar investment pool which maintains a stable net asset value (NAV) of \$1 per share using the fair value method. The County has no unfunded commitments to this pool and may redeem investments at any time.

As of September 30, 2022, the County's investments all were classified as Level 2 according to GASB Statement 72, except for the pools and the money market funds which are exempt from the level of fair value disclosure because they are valued either at NAV or amortized cost.

The remainder of this page intentionally left blank

**Bexar County, Texas**  
**NOTES TO BASIC FINANCIAL STATEMENTS**  
**September 30, 2022**

NOTE C – INVESTMENTS (Continued)  
 Primary Government (Continued)

As of September 30, 2022, the County's investments had the following maturities:

Investment Type	Fair Value	Weighted Average Maturity (Years)	Percentage of Total Fair Value
Federal Home Loan Bank Note (FHLM)	\$ 294,194,411	0.4472	2.08%
Freddie Mac (FHLMC)	9,654,387	0.0000	0.68%
Local Govt Commercial Paper	247,387,787	0.2050	1.75%
Federal Farm Credit Bank (FFCB)	31,040,839	1.0488	2.19%
Corporate Commercial Paper	335,407,468	0.3062	23.70%
US Treasury	512,138,294	0.4493	36.19%
Money Market Fund	66,807,156	N/A	4.72%
Investment Pools	403,761,729	N/A	28.68%
Total fair value	\$ 1,414,968,141		100.00%
Portfolio weighted average maturity		0.2716	

The weighted average maturity (WAM) expresses investment time horizons - the time when investments become due and payable weighted to reflect the dollar size of individual investments with an investment type. WAMs are computed for each investment type. The portfolio's WAM is derived by dollar-weighting the WAM for each investment type.

**Interest Rate Risk:** In accordance with its investment policy, the County manages its exposure to declines in fair value by limiting the weighted average maturity of its investments to 365 days with a maximum investment length for any investment to not exceed more than 3 years. In addition, the timing of maturities is monitored to match anticipated cash flow requirements, thereby avoiding the need to sell securities on the open market prior to maturity at a lowered rate of return.

**Credit Risk:** In accordance with its investment policies, the County limits its investments to the most conservative forms of investments. Investments in agency securities are limited to investments rated not less than A or its equivalent, and investments in investment pools are limited to AAA or AAA-m by a nationally recognized investment rating firm. All investments that are obligations explicitly guaranteed by the U.S. government are not considered to have credit risk. FedPool and Texstar are rated AAA; the Amegy Bank of Texas Money Market Fund is rated AA-Am; and Bank of America Money Market Fund is rated AAA.

The remainder of this page intentionally left blank

**Bexar County, Texas**  
**NOTES TO BASIC FINANCIAL STATEMENTS**  
**September 30, 2022**

NOTE C – INVESTMENTS (Continued)  
 Primary Government (Continued)

As of September 30, 2022, the County's investments had the following Investment Ratings:

Investment	Standard & Poor's Rating	Moody's Rating
Federal Home Loan Note (FHLM)	AA+	Aaa
Federal Farm Credit Bank (FFCB)	AA+	Aaa
Corporate Commercial Paper (ROYAL BANK OF CANADA)	A-1+	P-1
Corporate Commercial Paper (JP MORGAN SECURITIES LLC)	A-1	P-1
Corporate Commercial Paper (TOYOTA MOTOR CREDIT CORP)	A-1+	P-1
Local Government Commercial Paper (UNIV OF TEXAS SYSTEM REVENUE FINANCING SYSTEM)	A-1+	P-1
Local Government Commercial Paper (UNIV OF TEXAS PERMANENT UNIVERSITY FUND)	A-1+	P-1
US Treasury	AA+	Aaa

**Concentration of Credit Risk:** Concentration of credit risk is the risk of loss attributed to the magnitude of a government's investment in a single issuer. The County mitigates these risks by emphasizing the importance of a diversified portfolio. All funds must be sufficiently diversified to eliminate the risk of loss resulting from over-concentration of assets in a specific maturity, a specific issuer, or a specific class of securities. The following investments comprise more than 5% of the fair value of the County's total portfolio that includes County and Community Venue investment types: US Treasury (36.19%), and Investment Pools (28.68%) and Corporate Commercial Paper (23.70%).

**Custodial Credit Risk - Investment:** The custodial credit risk for investments is the risk that, in the event of the failure of the counterparty to a transaction, the County will not be able to realize the value of its investments. The County's investments are held in the possession of another party. The County mitigates these risks since all investments owned by the County are held in the County's name.

The remainder of this page intentionally left blank

Bexar County, Texas  
**NOTES TO BASIC FINANCIAL STATEMENTS**  
 September 30, 2022

**NOTE E – INTERFUND BALANCES AND TRANSFERS**

In the fund financial statements, interfund balances are the result of normal transactions between funds and will be liquidated in the subsequent fiscal year. The following is a summary of amounts due from and due to other funds:

Receivable Fund	Payable Fund	Amount
General	Nonmajor governmental fund	\$ 1,193,789
Capital	General	4,047,648
	<b>Total</b>	<b>\$ 5,241,437</b>

The outstanding balances between funds result mainly from the time lag between the dates (1) interfund goods and services are provided or reimbursable expenditures occur, (2) transactions are recorded in the accounting systems, and (3) payments between funds are made. Balances between governmental funds and internal service funds, if any, are eliminated in the government-wide financial statements. Balances between governmental funds and enterprise funds, if any, are not eliminated in the government-wide financial statements.

Advances From / To Other Fund		
Receivable Fund	Payable Fund	Amount
General	Capital Project	\$ 4,330,184
	Nonmajor Governmental Fund	400,000
	Fleet Maintenance *	110,000
	<b>Total</b>	<b>\$ 4,840,184</b>

\* Internal Service Funds

The amounts payable to the General Fund relate to working capital loans made to other funds that incur expenses before related revenues are received. They are not scheduled to be collected in the subsequent year.

The remainder of this page intentionally left blank

Bexar County, Texas  
**NOTES TO BASIC FINANCIAL STATEMENTS**  
 September 30, 2022

**NOTE D – TAXES AND OTHER RECEIVABLES**

The following is a summary of the gross current and delinquent taxes receivable and the allowance for uncollectible taxes:

	Taxes	Allowance for Uncollectible Taxes		Net Taxes
		Taxes	Taxes	
<b>Primary Government</b>				
Delinquent taxes				
General Fund	\$ 15,295,657	\$ 3,764,000	\$ 11,531,657	
Debt Service Fund	3,392,382	835,000	2,557,382	
Capital Project Fund	780,791	131,000	649,791	
<b>Total Primary Government</b>	<b>\$ 19,468,830</b>	<b>\$ 4,730,000</b>	<b>\$ 14,738,830</b>	

Other receivables as of year-end for the County's General Fund, Capital Project Funds, and Nonmajor Funds in the aggregate, including the applicable allowances for uncollectible accounts, are as follows:

	General	Debt Service	Capital Project Funds		Nonmajor Governmental Funds	Total
			Project Funds	Funds		
Court Fines and Fees	\$ 68,763,278	-	-	-	-	\$ 68,763,278
Accounts Receivable	2,828,726	-	14,191,079	1,008,309	-	18,028,114
Gross Receivables	71,592,004	-	14,191,079	1,008,309	-	86,791,392
Less: Allowance	(58,565,382)	-	-	-	-	(58,565,382)
Net total receivables	13,026,622	-	14,191,079	1,008,309	-	28,226,010
Due from Other Governmental Unit	935,654	4,898,214	6,437,016	9,068,215	-	21,339,099
<b>Total Accounts and Other</b>	<b>\$ 14,022,276</b>	<b>\$ 4,898,214</b>	<b>\$ 20,628,095</b>	<b>\$ 10,076,524</b>	<b>\$ -</b>	<b>\$ 49,625,109</b>

	Taxes	Allowance for Uncollectible Taxes		Net Taxes
		Taxes	Taxes	
<b>University Health</b>				
Current taxes	\$ 374,913,170	\$ 5,418,022	\$ 369,495,148	
Delinquent taxes	19,798,941	7,233,159	12,565,782	
Penalties and interest	10,038,249	6,338,917	3,699,332	
Total System	<b>\$ 404,750,360</b>	<b>\$ 18,990,098</b>	<b>\$ 385,760,262</b>	

**Bexar County, Texas**  
**NOTES TO BASIC FINANCIAL STATEMENTS**  
**September 30, 2022**

**NOTE G – CAPITAL ASSETS**  
**Primary Government**

Capital asset activity for governmental activities for the year ended September 30, 2022 was as follows:

	Balance at October 1, 2021	Additions	Deletions	Balance at September 30, 2022
Land (low, bldg, parks)	\$ 971,531,072	\$ 5,166,378	\$ (1,213,501)	\$ 101,105,949
Equipment in progress	103,706,339	14,171,459	(9,374,150)	108,503,644
Construction in progress	339,087,224	38,156,538	(2,621,146)	394,622,616
Total capital assets, not being depreciated:	539,924,635	57,494,375	(83,208,801)	514,210,209
Buildings	629,911,044	26,341,773	(7,059,455)	649,193,362
Depreciable Land Assets	10,008,189	-	-	10,008,189
Machinery and Equipment	140,480,733	16,201,405	(1,877,088)	154,804,990
Infrastructure	1,884,578,938	118,895,590	-	2,003,474,528
Total capital assets being depreciated	2,664,978,444	161,538,768	(8,936,543)	2,817,580,669
Less accumulated depreciation for:				
Buildings	(282,327,065)	(20,999,259)	7,059,455	(296,266,869)
Depreciable Land Assets	(1,820,199)	(472,102)	-	(2,292,302)
Machinery and Equipment	(113,101,332)	(9,210,877)	1,877,088	(120,435,121)
Infrastructure	(938,594,268)	(84,939,862)	-	(1,023,534,130)
Total accumulated depreciation	(1,334,043,664)	(115,622,100)	8,936,543	(1,440,729,221)
Total capital assets, being depreciated, net	1,329,225,889	45,916,668	-	1,375,142,257
<b>Governmental activities capital assets, net</b>	<b>\$ 1,869,172,224</b>	<b>\$ 103,411,043</b>	<b>\$ (83,208,801)</b>	<b>\$ 1,889,374,466</b>

The remainder of this page intentionally left blank

**Bexar County, Texas**  
**NOTES TO BASIC FINANCIAL STATEMENTS**  
**September 30, 2022**

**NOTE E – INTERFUND BALANCES AND TRANSFERS (Continued)**

The following is a summary of the County's transfers for the year ended September 30, 2022:

TRANSFERS OUT	TRANSFERS IN				Total
	General	Debt Service	Capital Projects	Nonmajor Governmental	
General	\$ -	\$ -	\$ -	\$ 2,843,790	\$ 2,843,790
Capital Projects	20,059,770	-	-	-	20,059,770
Nonmajor Governmental	120,361	231,666	1,650,000	371,332	2,373,359
Enterprise	98,150	450,000	-	-	548,150
ARPA	56,113,483	-	-	-	56,113,483
<b>Total Transfers</b>	<b>\$ 56,331,994</b>	<b>\$ 207,414,366</b>	<b>\$ 1,650,000</b>	<b>\$ 3,215,122</b>	<b>\$ 269,192</b>

The transfer of \$1,200,361 from the Nonmajor Governmental Fund to the General Fund consists of \$41,419 from the Family Protection Fund for re-employment of build out costs associated with the new office space for the Family Justice Center in the Federal Reserve Building and \$78,942 from the Grants Fund to reimburse the General Fund for safety supplies. The transfer of \$98,150 from the Parking Facilities Fund to the General Fund is for reimbursement of personnel costs for custodian services. The transfer of \$56,113,483 from the ARPA Fund to the General Fund represents ARPA revenue replacement revenue for Fiscal Year 2020. The transfer of \$20,059,770 from the Capital Projects Fund to the Debt Service Fund is to pay debt service on bonds issued to pay for roads. The transfer of \$231,666 from the Fire Code Fund to the Debt Service Fund is to pay debt service on bonds issued to pay for a new Fire Marshal's office building. The transfer of \$450,000 from the Parking Facilities Fund to the Debt Service Fund is to pay debt service associated with construction of the parking facilities. The transfer of \$1,650,000 from the County Clerk Record Management Fund to the Capital Project Fund is to support the purchase of new vehicles related to program changes and to partially fund the Tyler Technologies eJIS project. The transfer of \$2,843,790 from the General Fund to Nonmajor Governmental Funds consists of \$998,300 to the Technology Improvement Fund to fund the County-wide PC and laptop replacement program, \$454,150 Grants Fund to assist the County workforce with developing skills for the ever evolving job industry, \$275,030 to the District Attorney's Fund to offset costs to the Domestic Relations Fund, \$225,280 to the Law Library Fund, \$122,228 to the District Court Records Technology Fund, \$169,340 for cash match requirements for various grants in the Grants Fund and \$77,350 to the Drug Court Fund due to declining revenues as a result of changes in State laws. The transfer of \$371,332 between the Nonmajor Governmental Funds consists of \$284,500 from the County Clerk Records Management Fund to the County Wide Records Management Fund is for the purposes of scanning and destroying records located at the Records Management Center. \$80,000 is from the Technology Improvement Fund to the Justice of the Peace Technology Fund to support costs of software maintenance agreements and \$68,832 from the Domestic Relations Fund to the Grants Fund to cash match. The transfer of \$1,192 from the General Fund to the Enterprise Fund is to sustain the expenses of the Ping Pong Fund. The transfer of \$60,899,171 from the General Fund to Internal Services Funds is to sustain and maintain the costs of the Self Insurance Fund, OPEB Fund, and Print Shop Fund.

**NOTE F – COUNTY EXPENDITURES FOR ASSETS OWNED BY OTHER ENTITIES**

Bexar County has entered into or intends to enter into several inter-local agreements with various entities for the construction of infrastructure and facilities. The County will expend tax revenues and debt resources to complete the projects; however, once projects are substantially complete, ownership and maintenance requirements will be the responsibility of the other entities. These arrangements over time, will result in lowered total net position on the Statement of Net Position because the County will not own the capital assets related to the debt the County incurred to purchase and/or fund the assets. See Table 19 in the Statistical section for a detailed listing of the entities involved and the amount of County expenditures to date.

**Bexar County, Texas**  
**NOTES TO BASIC FINANCIAL STATEMENTS**  
**September 30, 2022**

**NOTE G – CAPITAL ASSETS (Continued)**

**Primary Government (Continued)**

Capital asset activity for business-type activities for the year ended September 30, 2022, was as follows:

	Balance at October 1, 2021	Additions	Deletions	Balance at September 30, 2022
<b>Business-type activities:</b>				
<b>Capital assets, not being depreciated:</b>				
Construction in Progress	\$ 77,594	\$ 495,568	\$ -	\$ 570,962
Total capital assets, not being depreciated	\$ 77,594	\$ 495,568	\$ -	\$ 570,962
<b>Capital assets, being depreciated:</b>				
Buildings and improvements	\$ 281,281,306	\$ -	\$ -	\$ 281,281,306
Reference library	38,960	-	-	38,960
Vehicle	-	36,214	-	36,214
Equipment	15,996,380	175,051	-	13,142,611
Total capital assets, being depreciated	\$ 294,286,846	\$ 209,235	\$ -	\$ 294,496,091
<b>Less: accumulated depreciation for:</b>				
Buildings and improvements	(93,990,750)	(7,064,904)	-	(101,055,654)
Reference library	(36,035)	(1,948)	-	(37,983)
Vehicle	-	(3,621)	-	(3,621)
Equipment	(12,820,082)	(69,870)	-	(12,889,952)
Total accumulated depreciation	\$ (106,846,870)	\$ (71,313)	\$ -	\$ (113,937,213)
Total capital assets, being depreciated, net	\$ 187,440,976	\$ (692,698)	\$ -	\$ 180,561,838
<b>Business-type activities, capital assets, net</b>	\$ 187,501,270	\$ (648,550)	\$ -	\$ 181,121,840

Depreciation expense was charged to functions of the primary government and business-type activities as follows:

<b>Governmental activities:</b>	
General Government	\$ 11,637,541
Judicial	2,895,347
Public Safety	11,917,074
Education and Recreation	1,317,024
Public Works	871,888,592
Health and Public Welfare	551,811
Unallocated	114,711
<b>Total depreciation expense - governmental activities</b>	\$ 115,622,100
<b>Business-type activities:</b>	
Venue Fund	\$ 7,064,904
Sheriff's Commissary Fund	66,439
<b>Total depreciation expense - business-type activities</b>	\$ 7,131,343

**Bexar County, Texas**  
**NOTES TO BASIC FINANCIAL STATEMENTS**  
**September 30, 2022**

**NOTE G – CAPITAL ASSETS (Continued)**

**Primary Government (Continued)**

Net investment in capital assets on page 31 is computed as follows:

Net investment in capital assets:		
Capital Assets, net of depreciation	\$ 1,889,374,466	
Leases, net of amortization	15,805,298	
Total outstanding debt	\$ (2,159,078,684)	
Leases liability	\$ (15,711,921)	
Less expenditures for assets owned by other entities	1,059,460,506	
Less deferred charge on refundings	22,953,764	
Less unspent debt proceeds	184,343,863	
<b>Net investment in capital assets</b>	\$ 997,147,292	

**University Health**

University Health's capital asset activity for the year ended December 31, 2021 was as follows:

	Balance at January 1, 2021	Additions/ Transfers	Disposals/ Other	Balance at December 31, 2021
Land and land improvements	\$ 34,218,000	\$ 9,994,000	\$ -	\$ 44,212,000
Buildings and improvements	1,404,730,000	33,442,000	(1,853,000)	1,436,319,000
Equipment	594,464,000	50,374,000	(5,799,000)	639,039,000
Construction in progress	153,095,000	146,299,000	-	299,394,000
Total capital assets	\$ 2,186,507,000	\$ 240,109,000	\$ (7,652,000)	\$ 2,418,964,000
Less: accumulated depreciation	(879,798,000)	(87,785,000)	7,370,000	(960,213,000)
<b>Total capital assets, net</b>	\$ 1,306,709,000	\$ 152,324,000	\$ (282,000)	\$ 1,458,751,000

The remainder of this page intentionally left blank

**Bexar County, Texas**  
**NOTES TO BASIC FINANCIAL STATEMENTS**  
**September 30, 2022**

**NOTE H – LONG-TERM DEBT**

**Primary Government**

Long-term obligations of the County consist of bonds, certificates of obligation, and other liabilities which are payable from the general, debt service and enterprise funds. The changes in the County's governmental and business-type activities long-term liabilities for fiscal year 2022, were as follows:

Governmental Activities: Refunding Bonds	Balance		Retired During Year	Issued During Year	Balance		Amount Due Within One Year
	Outstanding October 1, 2021	Outstanding September 30, 2022			Outstanding September 30, 2022	Amount Due Within One Year	
<u>Governmental Activities: Refunding Bonds</u>							
<u>Limited Tax Refunding Bonds, Series 2013:</u>							
Date Issued: December 19, 2013							
Interest Rate: 2.00 - 5.00							
Original Amount: \$16,855,000	3,755,000	2,560,000	1,195,000	-	1,255,000		
Maturing Date: June 15, 2027							
<u>Unlimited Tax Refunding Bonds, Series 2013:</u>							
Date Issued: December 19, 2013							
Interest Rate: 1.75 - 5.00	8,170,000	2,815,000	5,355,000	-	1,645,000		
Original Amount: \$16,855,000							
Maturing Date: June 15, 2027							
<u>Limited Tax Refunding Bonds, Series 2014:</u>							
Date Issued: December 30, 2014							
Interest Rate: 3.00 - 5.00	31,835,000	18,905,000	12,930,000	-	5,685,000		
Original Amount: \$54,575,000							
Maturing Date: June 15, 2028							
<u>Unlimited Tax Refunding Bonds, Series 2014:</u>							
Date Issued: December 30, 2014							
Interest Rate: 1.50 - 5.00	6,635,000	2,675,000	3,960,000	-	785,000		
Original Amount: \$9,360,000							
Maturing Date: June 15, 2028							
<u>Flood Control Tax Refunding Bonds, Series 2014:</u>							
Date Issued: December 30, 2014							
Interest Rate: 4.00 - 5.00	46,170,000	12,700,000	33,470,000	-	3,355,000		
Original Amount: \$111,810,000							
Maturing Date: June 15, 2038							
<u>Flood Control Tax Refunding Bonds, Series 2016:</u>							
Date Issued: July 21, 2016							
Interest Rate: 3.00 - 5.00	96,325,000	70,955,000	25,590,000	-	4,055,000		
Original Amount: \$107,740,000							
Maturing Date: June 15, 2055							

**Bexar County, Texas**  
**NOTES TO BASIC FINANCIAL STATEMENTS**  
**September 30, 2022**

**Governmental Activities:  
Refunding Bonds**

Governmental Activities: Refunding Bonds	Balance		Retired During Year	Issued During Year	Balance		Amount Due Within One Year
	Outstanding October 1, 2021	Outstanding September 30, 2022			Outstanding September 30, 2022	Amount Due Within One Year	
<u>Limited Tax Refunding Bonds, Series 2016:</u>							
Date Issued: July 21, 2016							
Interest Rate: 3.00 - 5.00	226,910,000	123,045,000	103,865,000	-	9,220,000		
Original Amount: \$284,415,000							
Maturing Date: June 15, 2040							
<u>Limited Tax Refunding Bonds, Series 2017:</u>							
Date Issued: December 28, 2017							
Interest Rate: 3.00 - 5.00	384,400,000	167,300,000	217,190,000	-	85,000		
Original Amount: \$384,715,000							
Maturing Date: June 15, 2043							
<u>Flood Control Tax Refunding Bonds, Series 2022:</u>							
Date Issued: December 28, 2017							
Interest Rate: 2.00 - 4.00	27,115,000	26,105,000	1,010,000	-	1,040,000		
Original Amount: \$28,460,000							
Maturing Date: June 15, 2037							
<u>Limited Tax Refunding Bonds, Series 2020A:</u>							
Date Issued: August 26, 2020							
Interest Rate: 3.00 - 5.00	24,935,000	23,610,000	1,325,000	-	405,000		
Original Amount: \$26,365,000							
Maturing Date: June 15, 2037							
<u>Limited Tax Refunding Bonds, Series 2020B:</u>							
Date Issued: August 26, 2020							
Interest Rate: 1.538 - 5.00	226,185,000	224,705,000	1,480,000	-	1,555,000		
Original Amount: \$228,510,000							
Maturing Date: June 15, 2043							
<u>General Obligation Refunding Bonds, Series 2022:</u>							
Date Issued: December 19, 2019							
Interest Rate: 4.00 - 5.00	76,185,000	74,330,000	1,795,000	-	1,885,000		
Original Amount: \$79,645,000							
Maturing Date: June 15, 2040							

Bexar County, Texas  
NOTES TO BASIC FINANCIAL STATEMENTS  
September 30, 2022

NOTE H – LONG-TERM DEBT (Continued)  
Primary Government (Continued)

	Balance Outstanding October 1, 2021	Issued During Year	Retired During Year	Balance Outstanding September 30, 2022	Amount Due Within One Year
<b>Governmental Activities:</b>					
<b>Refunding Bonds</b>					
Flood Control Refunding Bonds, Series 2019:					
Date Issued: December 19, 2019					
Interest Rate: 4.00					
Original Amount: \$45,310,000	45,310,000	-	-	45,310,000	-
Maturing Date: June 15, 2039					
Limited Tax Refunding Bonds, Series 2020:					
Date Issued: August 26, 2020					
Interest Rate: 1.538 - 5.00					
Original Amount: \$9,255,000	9,255,000	-	400,000	8,855,000	400,000
Maturing Date: June 15, 2038					
Unlimited Tax Refunding Bonds, Taxable, Series 2021:					
Date Issued: December 30, 2021					
Interest Rate: 5.00					
Original Amount: \$6,540,000	-	6,540,000	-	6,540,000	-
Maturing Date: June 15, 2028					
Flood Control Tax Refunding Bonds, Taxable, Series 2021:					
Date Issued: December 30, 2021					
Interest Rate: 6.17 - 2.371					
Original Amount: \$7,730,000	-	7,730,000	-	7,730,000	785,000
Maturing Date: June 15, 2034					
Limited Tax Refunding Bonds, Taxable, Series 2021:					
Date Issued: December 30, 2021					
Interest Rate: 6.51 - 2.863					
Original Amount: \$4,362,150,000	-	4,362,150,000	-	4,362,150,000	5,365,000
Maturing Date: June 15, 2043					
<b>Total Bonds</b>	\$ 1,262,630,000	\$ 500,885,000	\$ 409,365,000	\$ 1,353,750,000	\$ 37,540,000

Bexar County, Texas  
NOTES TO BASIC FINANCIAL STATEMENTS  
September 30, 2022

NOTE H – LONG-TERM DEBT (Continued)  
Primary Government (Continued)

	Balance Outstanding October 1, 2021	Issued During Year	Retired During Year	Balance Outstanding September 30, 2022	Amount Due Within One Year
<b>Governmental Activities:</b>					
<b>Certificates of Obligation</b>					
Combination Tax and Revenue Certificates of Obligation, Series 2013:					
Date Issued: February 14, 2013					
Interest Rate: 3.00 - 5.00					
Original Amount: \$83,955,000	205,700,000	-	2,200,000	18,370,000	2,265,000
Maturing Date: June 15, 2043					
Combination Tax and Revenue Certificates of Obligation, Series 2013A:					
Date Issued: May 9, 2013					
Interest Rate: 1.00 - 5.00					
Original Amount: \$115,040,000	200,000	-	100,000	100,000	100,000
Maturing Date: June 15, 2040					
Combination Tax and Revenue Certificates of Obligation, Series 2013B:					
Date Issued: August 22, 2013					
Interest Rate: 2.00 - 5.125					
Original Amount: \$331,725,000	101,500,000	-	4,955,000	5,195,000	5,195,000
Maturing Date: June 15, 2043					
Pass Through Revenue and Limited Tax Bonds, Series 2015A:					
Date Issued: August 13, 2015					
Interest Rate: 2.00 - 5.00					
Original Amount: \$17,405,000	8,885,000	-	385,000	8,500,000	400,000
Maturing Date: June 15, 2044					
Pass Through Revenue and Limited Tax Bonds, Series 2015B:					
Date Issued: August 13, 2015					
Interest Rate: 2.00 - 5.00					
Original Amount: \$29,385,000	15,060,000	-	630,000	14,430,000	655,000
Maturing Date: June 15, 2045					
Combination Tax and Revenue Certificates of Obligation, Series 2014:					
Date Issued: December 30, 2014					
Interest Rate: 3.00 - 5.00					
Original Amount: \$871,300,000	157,000,000	-	8,185,000	7,515,000	1,000,000
Maturing Date: June 15, 2040					

Bexar County, Texas  
 NOTES TO BASIC FINANCIAL STATEMENTS  
 September 30, 2022

NOTE H – LONG-TERM DEBT (Continued)

Primary Government (Continued)

	Balance Outstanding October 1, 2021		Issued During Year		Retired During Year		Balance Outstanding September 30, 2022		Amount Due Within One Year	

<b>Governmental Activities:</b>										
<b>Certificates of Obligation</b>										
Combination Tax and Revenue Certificates of Obligation, Series 2016										
Date Issued: August 25, 2016										
Interest Rate: 2.00 - 5.00										
Original Amount: \$91,675,000	91,125,000									
Maturing Date: June 15, 2045					250,000					250,000
Combination Tax and Revenue Certificates of Obligation, Series 2016										
Date Issued: December 20, 2016										
Interest Rate: 3.00 - 5.00										
Original Amount: \$93,280,000	92,730,000									
Maturing Date: June 15, 2045					502,500					250,000
Combination Tax and Revenue Certificates of Obligation, Series 2016										
Date Issued: December 20, 2016										
Interest Rate: 3.00 - 5.00										
Original Amount: \$20,330,000	15,850,000									
Maturing Date: June 15, 2031					31,850,000					1,325,000
Pass-Through Revenue and Limited Tax Bonds, Series 2017										
Date Issued: November 29, 2017										
Interest Rate: 4.00 - 5.00										
Original Amount: \$40,840,000	39,140,000									
Maturing Date: June 15, 2043					850,000					850,000
Combination Tax and Revenue Certificates of Obligation, Series 2018										
Date Issued: December 27, 2018										
Interest Rate: 4.00 - 5.00										
Original Amount: \$198,035,000	197,035,000									
Maturing Date: June 15, 2045					500,000					1,000,000
Combination Tax and Revenue Certificates of Obligation, Series 2019										
Date Issued: December 19, 2019										
Interest Rate: 4.00 - 5.00										
Original Amount: \$122,355,000	116,525,000									
Maturing Date: June 15, 2046					2,600,000					2,725,000

Bexar County, Texas  
 NOTES TO BASIC FINANCIAL STATEMENTS  
 September 30, 2022

NOTE H – LONG-TERM DEBT (Continued)

Primary Government (Continued)

	Balance Outstanding October 1, 2021		Issued During Year		Retired During Year		Balance Outstanding September 30, 2022		Amount Due Within One Year	

<b>Governmental Activities:</b>										
<b>Certificates of Obligation</b>										
Pass-Through Revenue and Limited Tax Bonds, Series 2021										
Date Issued: December 30, 2021										
Interest Rate: 3.00 - 4.00										
Original Amount: \$14,940,000										
Maturing Date: June 15, 2040										
Combination Tax and Revenue Certificates of Obligation, Series 2021										
Date Issued: December 30, 2021										
Interest Rate: 3.00 - 5.00										
Original Amount: \$90,185,000	62,970,000									
Maturing Date: June 15, 2047										
Total Certificates of Obligation	\$ 1,385,600,000	\$ 1,061,125,000	\$ 757,765,000	\$ 483,130,000	\$ 652,330,000	\$ 2,006,080,000	\$ 54,555,000			
<b>Other Liabilities</b>										
Compensated absences	51,261,761	17,026,861	12,815,411	55,473,211	13,868,304					
Total Other Liabilities	51,261,761	17,026,861	12,815,411	55,473,211	13,868,304					
<b>Total Governmental Activities</b>	\$ 1,936,861,761	\$ 62,263,686	\$ 497,945,411	\$ 2,061,552,211	\$ 68,423,304					



Bexar County, Texas  
 NOTES TO BASIC FINANCIAL STATEMENTS  
 September 30, 2022

NOTE H – LONG-TERM DEBT (Continued)  
 Primary Government (Continued)

Business-type Activities: Revenue Bonds	Balance	Issued	Retired	Balance	Amount Due
	Outstanding October 1, 2021	During Year	During Year	Outstanding September 30, 2022	Within One Year
<u>Taxable Venue Project Revenue Refunding</u> Bonds, Series 2008B: Date Issued: September 4, 2008 Interest Rate: 3.77 - 6.98 Original Amount: \$50,810,000 Maturing Date: August 15, 2032	32,040,000	-	2,055,000	29,985,000	2,185,000
<u>Tax-Exempt Venue Project Revenue Refunding</u> Bonds, Series 2012: Date Issued: January 23, 2013 Interest Rate: 2.00 to 6.00 Original Amount: \$92,190,000 Maturing Date: August 15, 2049	250,000	-	250,000	-	-
<u>Tax-Exempt Venue Project Revenue Refunding</u> Bonds, Series 2013: Date Issued: January 23, 2013 Interest Rate: 2.00 to 5.00 Original Amount: \$23,880,000 Maturing Date: August 15, 2049	465,000	-	465,000	-	-
<u>Tax-Exempt Venue Project Revenue Refunding</u> Bonds, Series 2015: Date Issued: November 18, 2015 Interest Rate: 3.00 to 5.00 Original Amount: \$78,015,000 Maturing Date: August 15, 2061	5,230,000	-	1,215,000	4,015,000	1,275,000
<u>Tax-Exempt Venue Project Revenue Refunding</u> Bonds, Series 2019: Date Issued: July 25, 2019 Interest Rate: 4.00 to 5.00 Original Amount: \$87,945,000 Maturing Date: September 30, 2049	84,175,000	-	2,130,000	82,045,000	2,235,000
<u>Tax-Exempt Venue Project Revenue Refunding</u> Bonds, Series 2019: Date Issued: July 25, 2019 Interest Rate: 4.00 to 5.00 Original Amount: \$48,525,000 Maturing Date: September 30, 2049	45,815,000	-	1,410,000	44,405,000	1,480,000

Bexar County, Texas  
 NOTES TO BASIC FINANCIAL STATEMENTS  
 September 30, 2022

NOTE H – LONG-TERM DEBT (Continued)  
 Primary Government (Continued)

Business-type Activities: Revenue Bonds	Balance	Issued	Retired	Balance	Amount Due
	Outstanding October 1, 2021	During Year	During Year	Outstanding September 30, 2022	Within One Year
<u>Taxable Venue Project Revenue Refunding</u> Bonds, Series 2021: Date Issued: September 23, 2021 Interest Rate: 3.31 to 3.18 Original Amount: \$171,535,000 Maturing Date: August 15, 2051	171,535,000	-	1,685,000	169,850,000	1,455,000
<u>Taxable Venue Project Revenue Refunding</u> Bonds, Series 2021: Date Issued: September 23, 2021 Interest Rate: 3.31 to 3.18 Original Amount: \$23,510,000 Maturing Date: August 15, 2049	23,510,000	-	235,000	23,275,000	655,000
<b>Total Revenue Bonds</b>	\$ 365,020,000	\$ -	\$ 9,445,000	\$ 355,575,000	\$ 9,265,000

The remainder of this page intentionally left blank

Bexar County, Texas  
 NOTES TO BASIC FINANCIAL STATEMENTS  
 September 30, 2022

NOTE H - LONG-TERM DEBT (Continued)

Primary Government (Continued)

Governmental Activities (Continued)

Fiscal Year	Governmental Activities			Business-Type Activities			Total All Debt
	Principal	Interest	Total	Principal	Interest	Total	
2023	\$ 54,555,000	\$ 70,052,900	\$ 124,607,900	\$ 9,265,000	\$ 12,990,592	\$ 22,255,592	\$ 146,863,492
2024	60,650,000	67,638,864	128,288,864	9,655,000	12,592,891	22,247,891	150,536,755
2025	65,075,000	64,897,928	129,972,928	10,100,000	12,152,934	22,252,934	152,225,862
2026	69,305,000	61,916,990	131,221,990	10,575,000	11,681,205	22,256,205	153,478,195
2027	75,835,000	59,168,134	135,003,134	10,995,000	11,233,622	22,228,622	157,231,756
2028-2032	441,325,000	251,058,007	692,383,007	62,570,000	48,571,726	111,141,726	803,524,733
2033-2037	531,495,000	178,110,615	709,605,615	69,105,000	36,012,101	105,117,101	814,722,716
2038-2042	499,550,000	89,021,968	588,571,968	67,130,000	24,138,755	91,268,755	679,840,723
2043-2047	208,290,000	14,670,834	222,960,834	71,370,000	12,853,637	84,223,637	307,184,471
2048-2052	-	-	-	32,810,000	1,993,718	34,803,718	34,803,718
	\$ 2,006,080,000	\$ 856,536,240	\$ 2,862,616,240	\$ 353,575,000	\$ 184,221,581	\$ 537,796,581	\$ 3,400,412,821

In the government-wide financial statements, governmental activities, deferred charges on refundings of bonds (losses) are amortized over the life of the new debt or old debt, whichever is shorter; bond premiums, bond discounts, and prepaid insurance costs are amortized over the life of the debt. Bonds payable are reported net of the applicable bond premiums and bond discounts.

Governmental Activities

Capital assets, net of related debt, include land, equipment and construction in progress, buildings, depreciable land assets, machinery and equipment, and infrastructure, net of accumulated depreciation. The amount is reduced by outstanding bonds, certificates of obligation, net of unspent proceeds, related to improving, purchasing, or constructing capital assets and expenditures for assets owned by the entities.

In prior years, the General Fund has been used to liquidate the liability for compensated absences.

The remainder of this page intentionally left blank

Bexar County, Texas  
 NOTES TO BASIC FINANCIAL STATEMENTS  
 September 30, 2022

NOTE H - LONG-TERM DEBT (Continued)

Primary Government (Continued)

Governmental Activities (Continued)

	Beginning Balance	Additions	Reductions	Ending Balance	Due Within One Year
<b>Governmental Activities:</b>					
Bonds payable:					
Bonds	\$ 1,262,630,000	\$ 500,485,000	\$ 409,365,000	\$ 1,353,750,000	\$ 37,540,000
Certificates of obligation	622,970,000	105,125,000	75,765,000	652,330,000	17,015,000
Unamortized premium	1,885,680,000	605,610,000	485,130,000	2,006,080,000	54,555,000
Total bonds payable	3,774,280,000	1,211,220,000	970,260,000	4,015,240,000	109,010,000
Other liabilities:					
Compensated absences	\$ 51,261,761	17,026,861	12,815,411	\$ 55,473,211	13,868,304
Total other liabilities	51,261,761	17,026,861	12,815,411	55,473,211	13,868,304
Total Governmental Activities long-term liabilities	\$ 2,136,498,413	\$ 638,865,266	\$ 560,898,784	\$ 2,214,551,895	\$ 68,423,304

Business-Type Activities

In business-type activities, deferred charges on refundings of bonds (losses) are amortized over the life of the new debt or old debt, whichever is shorter; bond premiums, discounts, and the cost of prepaid insurance are amortized over the life of the bonds. Bonds payable are reported net of the applicable bond discount and premiums.

Capital assets, net of related debt include buildings, improvements, and equipment, net of accumulated depreciation. This amount is reduced by the outstanding revenue bonds, net of unspent proceeds, related to constructing, purchasing, or improving capital assets.

Business-Type Activities:

	Beginning Balance	Additions	Reductions	Ending Balance	Due Within One Year
<b>Business-Type Activities:</b>					
Taxable Rev Ref Bonds	\$ 32,040,000	\$ -	\$ 2,055,000	\$ 29,985,000	\$ 2,185,000
Tax-Exempt Rev Ref Bonds (CVT)	250,000	-	250,000	-	-
Tax-Exempt Rev Ref Bonds (MVRT)	465,000	-	465,000	-	-
Tax-Exempt Sub Lien Rev Bonds (CVT)	5,230,000	-	1,215,000	4,015,000	1,275,000
Tax-Exempt Sub Lien Rev Bonds (CVT)	84,175,000	-	2,130,000	82,045,000	2,335,000
Tax-Exempt Sub Lien Rev Bonds (MVRT)	45,815,000	-	1,410,000	44,405,000	1,480,000
Taxable Rev Ref Bonds (CVT)	171,535,000	-	1,685,000	169,850,000	1,435,000
Taxable Rev Ref Bonds (MVRT)	231,510,000	-	235,000	231,275,000	655,000
Unamortized premium	365,030,000	-	9,445,000	355,585,000	9,330,000
Total revenue bonds payable	14,479,809	-	9,962,136	13,962,673	3,665,000
Total Business-Type Activities long-term liabilities	\$ 377,499,809	\$ -	\$ 9,962,136	\$ 367,537,673	\$ 9,365,000

**Bexar County, Texas**  
**NOTES TO BASIC FINANCIAL STATEMENTS**  
**September 30, 2022**

**NOTE H – LONG-TERM DEBT (Continued)**

Primary Government (Continued)

Fiscal Year 2021-2022 Debt Obligation Activity

Governmental Activities

computer hardware and software and other technology (including information technology system and network upgrades and improvements), communication, and audio/visual equipment and the payment of professional fees relating thereto, including the County-wide Integrated Justice System and Financial Management System; acquiring, constructing, renovating, improving, and equipping parks and recreational facilities and the purchase of park vehicles; acquiring vehicles and equipment for various County offices, departments and purposes; acquiring and installing energy conservation equipment for County facilities; designing, constructing, repairing, and improving County roads (including utilities relocation and related bridge and drainage improvements); designing, acquiring, constructing and equipping of County-wide Americans with Disability Act improvements, designing, acquiring, constructing and equipping parking facilities; designing, acquiring, constructing and equipping animal control facility; designing, acquiring, constructing and equipping a county mental health services facility; constructing improvements for flood control purposes, including landscaping, sidewalk, road, and bridge related improvements; constructing improvements for flood control purposes, including improving drainage, utility, and park projects; County and other projects through the acquisition of land and acquisition of technology for flood abatement, including, without limitation, the acquisition of open space park land and acquiring conservation easements on land for any authorized purposes, including, without limitation, parks, public safety, water supply and quality purposes, to retain or protect natural, scenic, or open-space parks and recreational, or open-space use, protect natural resources, maintain or enhance air or water quality, or conserve water quantity or quality; acquiring materials, supplies, equipment, machinery, land, easements, rights-of-way and other interests in real property for authorized needs and purposes relating to any of the foregoing purposes; and other professional services related to the design, construction, project management, and financing of the aforementioned projects. The annual interest rate on the bonds ranges from 3.00% - 5.00%. Interest accrues semiannually and the bonds mature in fiscal year 2047.

The remainder of this page intentionally left blank

**Bexar County, Texas**  
**NOTES TO BASIC FINANCIAL STATEMENTS**  
**September 30, 2022**

**NOTE H – LONG-TERM DEBT (Continued)**

Primary Government (Continued)

Fiscal Year 2021-2022 Debt Obligation Activity

Governmental Activities

In December 2021, the County issued \$14,940,000 in Pass-Through Revenue and Limited Tax Bonds, Series 2021 at a premium of \$1,212,012, with the payments of the related principal and interest to be made from an annual ad valorem tax levied against all taxable property within the County. Proceeds from the sale of the Bonds will be used for paying the County's obligations arising under the Pass-Through Agreement with respect to constructing the State Highway 211 and to pay for the costs of issuing the Bonds. The annual interest rate on the bonds ranges from 3.00% - 4.00%. Interest accrues semiannually and the bonds mature in fiscal year 2040.

In December 2021, the County issued \$6,540,000 in Unlimited Tax Refunding Bonds, Series 2021 at a premium of \$1,107,345 to pay for the costs of issuing the Refunding Bonds and to provide funds to refund \$3,795,000 in Unlimited Tax Refunding Bonds, Series 2013; and \$2,745,000 in Unlimited Tax Refunding Bonds, Series 2014. The bond proceeds were placed in an irrevocable trust to pay debt service payments on the old bonds. The net carrying amount of the old debt exceeded the reacquisition price by \$1,270,154. This debt service payment was made from the proceeds of the principal and interest to be made from the annual ad valorem tax levied against all taxable property within the County. The annual interest rates on the bonds are 5.00%. Interest accrues semiannually and the bonds mature in fiscal year 2028.

In December 2021, the County issued \$57,730,000 in Flood Control Limited Tax Refunding Bonds, Series 2021 to pay for the costs of issuing the Refunding Bonds and to provide funds to refund \$30,280,000 in Flood Control Tax Refunding Bonds, Series 2014; and \$22,450,000 in Flood Control Refunding Bonds, Series 2016. The bond proceeds were placed in an irrevocable trust to provide for all debt service payments on the old bonds. The net carrying amount of the old debt exceeded the reacquisition price by \$1,112,710. The current refunding was undertaken to reduce debt service payments over the next 14 years by \$4,442,063 and resulted in an economic gain of \$4,499,011. For the Series 2021 bonds, the payment of the principal and interest are to be made from an annual ad valorem tax levied against all taxable property within the County. The annual interest rates on the bonds range from .651% - 2.371%. Interest accrues semiannually and the bonds mature in fiscal year 2054.

In December 2021, the County issued \$436,215,000 in Limited Tax Refunding Bonds, Series 2021 to pay for the costs of issuing the Refunding Bonds and to provide funds to refund \$7,520,000 in Limited Tax Refunding Bonds, Series 2014; \$7,185,000 in Combination Tax and Revenue Certificates of Obligation, Series 2014; \$96,040,000 in Limited Tax Refunding Bonds, Series 2016; \$50,675,000 Combination Tax and Revenue Certificates of Obligation Series 2016A; \$1,920,000 in Combination Tax and Revenue Certificates of Obligation, Series 2016B; and \$217,110,000 in Limited Tax Refunding Bonds, Series 2017. The bond proceeds were placed in an irrevocable trust to provide for all debt service payments on the old bonds. The reacquisition price exceeded the net carrying amount of the old debt by \$10,966,894. The current refunding was undertaken to reduce debt service payments over the next 25 years by \$56,406,880 and resulted in an economic gain of \$47,679,691. For the Series 2021 bonds, the payment of the principal and interest are to be made from an annual ad valorem tax levied against all taxable property within the County. The annual interest rates on the bonds range from .617% - 2.863%. Interest accrues semiannually and the bonds mature in fiscal year 2043.

In December 2021, the County issued \$90,185,000 in Combination Tax and Revenue Certificates of Obligation, Series 2021 at a premium of \$13,909,046, with the payments of the related principal and interest to be made from an annual ad valorem tax levied against all taxable property within the County. Proceeds from the sale of the Series 2021 Certificates will be used by the County for the purpose of paying contractual obligations of the County to be incurred for making, renovating, improving and equipping permanent public improvements and designated infrastructure, and for other public purposes, including public safety facilities, parks, road, flood control, technology projects, creeks and trails, to-wit: designing, constructing, renovating, improving, and equipping existing County buildings and facilities, including the Bexar County Courthouse, Courthouse Annex, Bexar County Jail, the "old" Bexar County Jail, Bexar County Adult Detention Facilities (Annex and Detention Center), Bexar County Juvenile Detention Facilities, Justice of the Peace/Constable Facilities, Forensic Science Center, Technology Centers, Bexar County Crime Lab, Bexar County Sheriff's Department law enforcement facilities, Bexar County Justice Center, Bexar County District Court Facilities, Bexar County Data Center, Bexar County Public Facility, Vista Verde Buildings, Toudouze Work Release Building, Military and Veterans Services Center, and other Bexar County-owned administrative facilities, parks and recreational facilities, mental health services facilities, library facilities, parking facilities, workforce training facilities, animal care facilities, and civil and criminal justice facilities; acquiring

**Bexar County, Texas**  
**NOTES TO BASIC FINANCIAL STATEMENTS**  
**September 30, 2022**

**NOTE H – LONG-TERM DEBT (Continued)**

**Primary Government (Continued)**

**Defeasance of Debt**

The County has defeased certain general obligation bonds and certificates of obligation by placing the proceeds of the refunding bonds in an irrevocable trust to provide for all future debt service on the refunded bonds. The trust account assets and the liability for the defeased bonds are not included in the County's financial statements.

At September 30, 2022, the outstanding principal balance of these defeased bonds was as follows:

<b>Governmental Activities:</b>	
<b>General Obligation Bonds:</b>	
Limited Tax Refunding Bonds, Series 2013	4,320,000
Limited Tax Refunding Bonds, Series 2014	11,520,000
Unlimited Tax Refunding Bonds, Series 2013	3,795,000
Unlimited Tax Refunding Bonds, Series 2014	3,210,000
Flood Control Refunding Bonds, Series 2014	83,675,000
Pass-Through Revenue & Limited Tax Bonds, Series 2015A	6,330,000
Pass-Through Revenue & Limited Tax Bonds, Series 2015B	9,645,000
Flood Control Refunding Bonds, Series 2016	96,040,000
Flood Control Refunding Bonds, Series 2017	22,480,000
Limited Tax Refunding Bonds, Series 2017	217,110,000
Total General Obligation Bonds	\$ 458,125,000

**Certificates of Obligation:**

Combination Tax & Revenue, Series 2013A	83,790,000
Combination Tax & Revenue, Series 2013	29,675,000
Combination Tax & Revenue, Series 2013A	28,650,000
Combination Tax & Revenue, Series 2013B	310,440,000
Combination Tax & Revenue, Series 2014	75,615,000
Combination Tax & Revenue, Series 2016A	50,675,000
Combination Tax & Revenue, Series 2016B	1,920,000
Total Certificates of Obligation	\$ 880,765,000
Governmental Activities Total Defeased Debt	\$ 1,038,890,000

**Business-Type Activities:**

<b>Refunding Bonds:</b>	
Tax-Exempt Venue Project Revenue Refunding Bonds (CVT), Series 2015	66,740,000
Tax-Exempt Venue Project Revenue Refunding Bonds	66,740,000
Business-Type Activities Total Defeased Debt	\$ 66,740,000

**Arbitrage Rebate**

The Tax Recovery Act of 1986 established regulations for the rebate to the federal government on arbitrage earnings on certain local government bonds issued after December 31, 1985 and all local government bonds issued after August 31, 1986. Issuing governments must calculate any rebate due on an annual basis and remit the amount due at least every five years. The County has no cumulative rebate amount due or payable as of September 30, 2022.

**Bexar County, Texas**  
**NOTES TO BASIC FINANCIAL STATEMENTS**  
**September 30, 2022**

**NOTE H – LONG-TERM DEBT (Continued)**

**Primary Government (Continued)**

**Compensated Absences**

Changes in long-term compensated absences for the year ended September 30, 2022, were as follows:

**Governmental Activities:**

<b>Balance</b>	<b>Balance</b>	<b>Due in One</b>
<b>October 1, 2021</b>	<b>September 30, 2022</b>	<b>Year</b>
\$ 31,261,761	\$ 35,475,211	\$ 13,606,304
Additions:		
Taken Paid		
\$ 12,815,841		
	\$ 55,475,211	

**University Health**

The schedule of changes in University Health's long-term debt for 2021 follows:

	<b>Balance at</b>	<b>Issued</b>	<b>Retired</b>	<b>Balance at</b>	<b>Amounts</b>
	<b>January 1,</b>			<b>December 31,</b>	<b>Due Within</b>
	<b>2021</b>			<b>2021</b>	<b>One Year</b>
<b>Bonds payable:</b>					
Limited Tax Refunding Bonds, series 2016, net	181,990,000	-	(7,135,000)	174,855,000	7,500,000
Certificates of obligations, series 2018, net	268,720,000	-	(10,665,000)	258,055,000	5,040,000
Limited Tax Refunding Bonds, series 2019, net	195,955,000	-	(3,840,000)	192,115,000	8,260,000
Limited Tax Refunding Bonds, series 2020, net	140,680,000	-	(4,310,000)	136,370,000	4,540,000
Certificates of Obligation, series 2020, net	144,685,000	-	(3,950,000)	140,735,000	2,300,000
	\$ 932,030,000	\$ -	\$ (29,900,000)	\$ 902,130,000	\$ 27,640,000

As of December 31, 2021, the bond premium amortization is \$94,128,000 and therefore total long-term debt is \$996,258,000.

The 2016 Bonds were used to refund \$215,485,000 of Series 2008 Certificates. The 2016 Bonds were issued in 2016, and mature in various amounts annually on February 15, from 2017 through 2037, with stated coupon rates ranging from 1.5% to 5.0% and are collateralized by a levy of ad valorem tax revenue and lien on and pledge of surplus revenues. As a result of the refunding, University Health decreased its total debt service requirements by \$97,350,000 and incurred an accounting loss of approximately \$15,153,000. The accounting loss on the refunding is being amortized through interest expense using the effective interest method over the term of the 2016 Bonds, which mature in 2037. The balance of the defeased obligations is \$1,264,000. Due to the maturity of the 2016 Certificates of Obligation, Series 2018 (the 2018 Certificates) were issued in 2018, and mature in various amounts annually on February 15, from 2019 through 2048, with stated coupon rates ranging from 2.50% to 5.00%. The 2019 Bonds were issued in 2019 and mature in various amounts annually on February 15 from 2020 through 2039, with stated coupon rates ranging from 2.5% to 5.0% and are collateralized by a levy of ad valorem tax revenue. As a result of the refunding, University Health decreased its total debt service requirements by \$42,081,000 and incurred an accounting loss of approximately \$12,235,000. The accounting loss on the refunding is being amortized into interest expense using a straight-line method over the term of the 2019 Bonds, which mature

**Bexar County, Texas**  
**NOTES TO BASIC FINANCIAL STATEMENTS**  
**September 30, 2022**

**NOTE H – LONG-TERM DEBT (Continued)**  
**The District (Continued)**

In 2019, the balance of the deferred loss on the refunding is \$1,060,000 and \$1,122,000 at December 31, 2021 and 2020, respectively, and is included as a deferred outflow of resources in the accompanying balance sheets. The 2020 Bonds were issued in 2020 and mature in various amounts annually on February 15 from 2021 through 2040, with stated coupon rates ranging from 3.0% to 5.0% and are collateralized by a levy of ad valorem tax revenue. As a result of the refunding, University Health decreased its total debt service requirements by \$18,884,000 and incurred an accounting loss of approximately \$701,000. The accounting loss on the refunding is being amortized into interest expense using a straight-line method over the term of the 2020 Bonds, which mature in 2040. The balance of the deferred loss on the refunding is \$645,000 and \$701,000 at December 31, 2021 and 2020, and is included as a deferred outflow of resources in the accompanying balance sheets. The tax Certificates of Obligations, series 2020 (the 2020 Certificates) were issued in 2020, and mature in various amounts annually on February 15, from 2021 through 2030, with stated coupon rates ranging from 2.00% to 5.00% and are collateralized by a levy of ad valorem tax revenue.

**The District**

In October 2014, the District issued \$48,900,000 Hotel Tax and Sales and Use Tax Revenue Bonds Taxable, Series 2014 to reduce the Escrow Development Grant for the Developer. The bonds will be paid over a twenty year period with a maturity date of August 15, 2034 and an interest rate of 7.00%.

In December 2014, the District issued \$8,965,000 Limited Ad Valorem Tax Road Bonds, Series 2014 to reimburse the Developer for public improvements. The bonds will be paid over a twenty year period with a maturity date of August 15, 2034 and an interest rate ranging from 3.00% - 4.10%.

In December 2016, the District issued \$9,575,000 Limited Ad Valorem Tax Road Bonds, Series 2016 to reimburse the Developer for public improvements. The bonds will be paid over an eighteen year period with a maturity date of August 15, 2034 and an interest rate ranging from 1.75% - 4.10%.

In February 2019, the District issued \$4,600,000 Limited Ad Valorem Tax Road Bonds, Series 2019 to reimburse the Developer for public improvements. The bonds will be paid over a fifteen year period with a maturity date of August 15, 2034 and an interest rate ranging from 3.00% - 5.00%.

In November 2019, the District issued \$20,630,000 in Limited Ad Valorem Tax and Refunding Bonds, Series 2019A, at a premium of \$763,417. Proceeds in the amount of \$17,110,703 of the Series 2019A Bonds were withheld by U.S. Bank National, the paying agent/registrar, for the redemption of the refunded Limited Ad Valorem Tax, Utility System Bonds, Series 2009. The remaining proceeds were used to reimburse the Developer for public improvements in the amount of \$3,520,578, and to pay for the costs of issuance. The bonds will be paid over a fifteen year period with a maturity date of August 15, 2034 and interest rates ranging from 2.00% - 5.00%.

In November 2019, the District issued \$1,860,000 in Limited Ad Valorem Tax Road Bonds, Series 2019B, at a premium of \$76,793, to reimburse the Developer for public improvements in the amount of \$1,849,390; and, to pay for the costs of issuance of the bonds will be paid over a fifteen year period with a maturity date of August 15, 2034 and interest rates ranging from 2.00% - 5.00%.

**Bexar County, Texas**  
**NOTES TO BASIC FINANCIAL STATEMENTS**  
**September 30, 2022**

**NOTE H – LONG-TERM DEBT (Continued)**  
**University Health**

In 2019, the balance of the deferred loss on the refunding is \$1,060,000 and \$1,122,000 at December 31, 2021 and 2020, respectively, and is included as a deferred outflow of resources in the accompanying balance sheets. The 2020 Bonds were issued in 2020 and mature in various amounts annually on February 15 from 2021 through 2040, with stated coupon rates ranging from 3.0% to 5.0% and are collateralized by a levy of ad valorem tax revenue. As a result of the refunding, University Health decreased its total debt service requirements by \$18,884,000 and incurred an accounting loss of approximately \$701,000. The accounting loss on the refunding is being amortized into interest expense using a straight-line method over the term of the 2020 Bonds, which mature in 2040. The balance of the deferred loss on the refunding is \$645,000 and \$701,000 at December 31, 2021 and 2020, and is included as a deferred outflow of resources in the accompanying balance sheets. The tax Certificates of Obligations, series 2020 (the 2020 Certificates) were issued in 2020, and mature in various amounts annually on February 15, from 2021 through 2030, with stated coupon rates ranging from 2.00% to 5.00% and are collateralized by a levy of ad valorem tax revenue.

**The District**

In October 2014, the District issued \$48,900,000 Hotel Tax and Sales and Use Tax Revenue Bonds Taxable, Series 2014 to reduce the Escrow Development Grant for the Developer. The bonds will be paid over a twenty year period with a maturity date of August 15, 2034 and an interest rate of 7.00%.

In December 2014, the District issued \$8,965,000 Limited Ad Valorem Tax Road Bonds, Series 2014 to reimburse the Developer for public improvements. The bonds will be paid over a twenty year period with a maturity date of August 15, 2034 and an interest rate ranging from 3.00% - 4.10%.

In December 2016, the District issued \$9,575,000 Limited Ad Valorem Tax Road Bonds, Series 2016 to reimburse the Developer for public improvements. The bonds will be paid over an eighteen year period with a maturity date of August 15, 2034 and an interest rate ranging from 1.75% - 4.10%.

In February 2019, the District issued \$4,600,000 Limited Ad Valorem Tax Road Bonds, Series 2019 to reimburse the Developer for public improvements. The bonds will be paid over a fifteen year period with a maturity date of August 15, 2034 and an interest rate ranging from 3.00% - 5.00%.

In November 2019, the District issued \$20,630,000 in Limited Ad Valorem Tax and Refunding Bonds, Series 2019A, at a premium of \$763,417. Proceeds in the amount of \$17,110,703 of the Series 2019A Bonds were withheld by U.S. Bank National, the paying agent/registrar, for the redemption of the refunded Limited Ad Valorem Tax, Utility System Bonds, Series 2009. The remaining proceeds were used to reimburse the Developer for public improvements in the amount of \$3,520,578, and to pay for the costs of issuance. The bonds will be paid over a fifteen year period with a maturity date of August 15, 2034 and interest rates ranging from 2.00% - 5.00%.

In November 2019, the District issued \$1,860,000 in Limited Ad Valorem Tax Road Bonds, Series 2019B, at a premium of \$76,793, to reimburse the Developer for public improvements in the amount of \$1,849,390; and, to pay for the costs of issuance of the bonds will be paid over a fifteen year period with a maturity date of August 15, 2034 and interest rates ranging from 2.00% - 5.00%.

The remainder of this page intentionally left blank

**Bexar County, Texas**  
**NOTES TO BASIC FINANCIAL STATEMENTS**  
**September 30, 2022**

**NOTE H – LONG-TERM DEBT (Continued)**  
**The District (Continued)**

	Balance at October 1, 2020	Additions	Reductions	Balance at September 30, 2021	(Discount) / Premium Balance at September 30, 2021	Amount Due Within One Year
Bonds payable:						
Limited Ad Valorem Tax						
Road Bonds:						
Series 2014	6,765,000	-	390,000	6,375,000	2,908	395,000
Limited Ad Valorem Tax						
Road Bonds:						
Series 2016	7,790,000	-	435,000	7,355,000	(38,562)	455,000
Limited Ad Valorem Tax						
Road Bonds:						
Series 2019	4,075,000	-	240,000	3,835,000	4,408	240,000
Refunding Bonds:						
Series 2019A	19,255,000	-	1,045,000	18,210,000	661,628	1,095,000
Limited Ad Valorem Tax						
Road Bonds:						
Series 2019B	1,750,000	-	95,000	1,655,000	66,554	100,000
Hotel Tax and Sales and Use Tax Revenue Bonds						
Taxable:						
Series 2014	37,475,000	-	1,770,000	35,705,000	-	1,895,000
Total	\$ 77,110,000	\$ -	\$ 3,975,000	\$ 73,135,000	\$ 696,936	\$ 4,180,000

On January 26, 2006, the District entered into an agreement, with the Developer, for the construction of public improvements and for certain public improvements that had already been undertaken by the Developer prior to the date of the agreement. Interest accumulates on unreimbursed costs at a rate of 9.75% per annum, compounded monthly, from the time the Developer requests reimbursement. As of September 30, 2021, the amount due to the Developer is \$38,090,214, which includes \$24,579,393 of accrued interest.

A summary of changes in amounts due to developer for the year ended September 30, 2021 follows:

Balance - October 1, 2020	\$ 47,742,534
Partial Settlements 14 - 18	6,065,456
Interest Accrued in the Current Year	4,282,224
Current Year Payments	<u>\$ 8,000,214</u>
Balance - September 30, 2021	<u>\$ 2,100,000</u>

**Bexar County, Texas**  
**NOTES TO BASIC FINANCIAL STATEMENTS**  
**September 30, 2022**

**NOTE H – LONG-TERM DEBT (Continued)**

**The Authority**

Long-term debt activity for the year ended September 30, 2022 is as follows:

	Balance October 1, 2020	Additions	Reductions	Balance September 30, 2021	Due in One Year
VRE Jr Lien 2016 (5.00%)	52,320,000	-	-	52,320,000	-
VRE Sr Lien 2016 (4.00% - 5.00%)	52,505,000	-	45,235,000	7,270,000	2,305,000
VRE Jr Lien 2022A (4.00% - 5.00%)	-	36,730,000	1,665,000	35,065,000	615,000
VRE Jr Lien 2022B (5.00%)	-	48,850,000	235,000	48,615,000	630,000
Premium	141,128,023	8,858,765	7,032,165	15,954,623	-
Total long-term liabilities	\$ 1,189,953,023	\$ 94,438,765	\$ 54,067,165	\$ 1,192,246,623	\$ 3,550,000

On February 9, 2022, the Authority issued \$36,730,000 in Alamo Regional Mobility Authority Senior Lien Vehicle Registration Fee Revenue Bonds, Series 2022A at a premium of \$38,858,765, with the payment of the related principal and interest to be made from the pledge of net revenues from a \$10 vehicle registration fee assessed on all vehicles registered in Bexar County. The proceeds of the debt will be used to (i) complete construction on 9 current projects spread out across Bexar County, (ii) fund a debt service reserve insurance policy and (iii) pay for the cost of issuance. The Authority purchases a surety policy in the amount of \$70,126 at the time of closing, which is recorded as a prepaid asset. The prepaid asset will be amortized over the life of the bond. Interest on the debt varies between 4-5 percent. Interest accrues semiannually and the bonds mature in fiscal year 2051.

On February 9, 2022, the Authority issued \$48,850,000 in Alamo Regional Mobility Authority Senior Lien Vehicle Registration Fee Revenue Taxable Refunding Bonds, Series 2022B, with payment of the related principal and interest to be made from the pledge of net revenues from a \$10 vehicle registration fee assessed on all vehicles registered in Bexar County. The proceeds of the debt were used to refund \$43,040,000 of Alamo Regional Mobility Authority Vehicle Registration Fee Bonds, Series 2016. The Authority purchased a surety policy in the amount of \$95,180 at the time of closing, which is recorded as a placed in an irrevocable trust to provide for all debt service payments of the old bonds. The reacquisition price exceeded the net carrying amount of the old debt by \$441,849. The current refunding was undertaken to reduce debt service payments over the next 25 years by 12,149,706 and resulted in an economic gain of 6,572,541. Interest on the debt varies between .0921-3.284 percent. Interest accrues semiannually and the bonds mature in fiscal year 2046.

**Westside 211 Special Improvement District**

**Due to County**

The County entered into a pass-through financing agreement with the Texas Department of Transportation (TXDOT), whereby, the County is expected to issue County bonds to finance and construct the Road Improvement Project (Project) and TXDOT will reimburse the County for certain construction expenses. The total maximum cumulative reimbursement for the Project is \$37,300,000 and \$18,000,000 for phase 1 (Potranco) and phase 2 (Highway 211) of the Project, respectively, totaling \$55,600,000, which will be used to pay the principal on the County bonds.

The Westside 211 SID entered into an agreement with the County to pay all interest costs, reserve deposits, and cost of issuance associated with the County bonds and any principal amounts that exceed the TXDOT payment; however, the Westside 211 SID has no obligation to pay any principal amounts in excess of \$73,220,000 reduced by the TXDOT payment, or the interest on any amounts in excess of \$45,387,438. If project costs (i.e., construction, issuance costs, and accrued interest) exceed 10% of the TXDOT payment, the Westside 211 SID and County may redesign, provide additional funding, or terminate obligations under the agreement. In November 2017, Bexar County issued \$40,480,000 in Pass-Through Revenue and Limited Tax Bonds, Series 2017 for phase 1 (Potranco). As of September 30, 2021, the County incurred, and paid interest related to the bond of \$7,139,461, however, \$5,932,194 was funded by capitalized interest as part of issuance. Therefore, the total amount owed to the County is \$1,207,267 as of September 30, 2021.

**NOTE H – LONG-TERM DEBT (Continued)**

**Westside 211 Special Improvement District (Continued)**

**Due to Developers**

On July 13, 2010, the Westside 211 SID entered into a Public Improvement Financing Agreement with the developers, for the reimbursement of public improvements and amounts advanced to the District for eligible project expenses. Interest accumulates on unreimbursed costs at a rate of interest equal to the 10-year Treasury rate, plus 6.25% per annum, compounded monthly, accruing from the date of payment by the developer. Interest accrued was computed based on interest rates varying from 6.80% to 11.05%. As of September 30, 2021, the amount due to the project owners is \$45,887,532, which includes \$26,617,008 of accrued interest.

	2021
Balance - October 1, 2020	\$ 27,837,730
Add: Board approved eligible expenses in current year	4,669,250
Add: Interest accrued in current year	13,380,552
Balance - September 30, 2021	\$ 45,887,532

Amount due within one year

	\$ -
--	------

**NOTE I – RESTRICTED ASSETS AND LIABILITIES**

**Primary Government**

The government-wide and business-type activities financial statements utilize a net position presentation. Net position is categorized as net investment in capital assets, restricted or unrestricted. In the fund financial statements, nonspendable, restricted, and committed segregate portions of fund balance that are either not available or have been earmarked for specific purposes from unassigned balances. These designations and restrictions can be found on pages 31 and 34.

**University Health**

Certain noncurrent Cash and Investments have been internally restricted by the Board of Managers, which may, at its discretion, later use the funds for other purposes. The composition of internally restricted cash is set forth in the following table:

	2021
Capital acquisitions and improvements	\$ 478,366,000
Professional self-insurance held in trust	5,385,000
Contingency fund	355,145,000
<b>Total assets limited as to use</b>	<b>\$ 838,896,000</b>

**Bexar County, Texas**  
**NOTES TO BASIC FINANCIAL STATEMENTS**  
**September 30, 2022**

**NOTE J – LEASES**

Primary Government

Leases Payable

On October 1, 2021, the County entered into a 55 month lease as Lessee for the use of a commercial building. An initial lease liability was recorded in the amount of \$349,043. As of September 30, 2022, the value of the lease liability is \$270,134. The County is required to make monthly fixed payments of \$6,713. The lease has an interest rate of 0.5820%. The value of the right to use asset as of September 30, 2022 of \$349,043 with accumulated amortization of \$76,155 is included with Buildings on the Lease Class activities table found below. The County has 2 extension option(s), each for 12 months.

On October 1, 2021, the County entered into a 30 month lease as Lessee for the use of a commercial building. An initial lease liability was recorded in the amount of \$1,538,420. As of September 30, 2022, the value of the lease liability is \$1,182,767. The County is required to make monthly fixed payments of \$29,597. The lease has an interest rate of 0.4353%. The value of the right to use asset as of September 30, 2022, of \$1,538,420 with accumulated amortization of \$369,221 is included with Buildings on the Lease Class activities table found below.

On October 1, 2021, the County entered into a 101 month lease as Lessee for the use of a commercial building. An initial lease liability was recorded in the amount of \$627,399. As of September 30, 2022, the value of the lease liability is \$534,133. The County is required to make monthly fixed payments of \$7,896. The lease has an interest rate of 0.8838%. The value of the right to use asset as of September 30, 2022, of \$627,399 with accumulated amortization of \$74,542 is included with Buildings on the Lease Class activities table found below. The County has 5 extension option(s), each for 12 months.

On October 1, 2021, the County entered into a 61 month lease as Lessee for the use of a commercial building. An initial lease liability was recorded in the amount of \$926,782. As of September 30, 2022, the value of the lease liability is \$753,964. The County is required to make monthly fixed payments of \$14,113. The lease has an interest rate of 0.5820%. The value of the right to use asset as of September 30, 2022 of \$926,782 with accumulated amortization of \$182,318 is included with Buildings on the Lease Class activities table found below. The County has 2 extension option(s), each for 12 months.

On October 1, 2021, the County entered into a 61 month lease as Lessee for the use of a commercial building. An initial lease liability was recorded in the amount of \$55,649. As of September 30, 2022, the value of the lease liability is \$45,252. The County is required to make monthly fixed payments of \$863. The lease has an interest rate of 0.5820%. The value of the right to use asset as of September 30, 2022 of \$55,649 with accumulated amortization of \$10,947 is included with Buildings on the Lease Class activities table found below. The County has 1 extension option(s), each for 24 months. The Lessor has 2 extension option(s), each for 12 months.

On October 1, 2021, the County entered into a 43 month lease as Lessee for the use of a commercial building. An initial lease liability was recorded in the amount of \$288,695. As of September 30, 2022, the value of the lease liability is \$202,932. The County is required to make monthly fixed payments of \$7,229. The lease has an interest rate of 0.4353%. The value of the right to use asset as of September 30, 2022 of \$288,695 with accumulated amortization of \$80,566 is included with Buildings on the Lease Class activities table found below. The County has 2 extension option(s), each for 12 months.

The remainder of this page intentionally left blank

**Bexar County, Texas**  
**NOTES TO BASIC FINANCIAL STATEMENTS**  
**September 30, 2022**

**NOTE J – SELF INSURANCE**

Primary Government

The County is self-insured for the majority of health, workers' compensation, and third party general and property liability claims. The self-insurance programs are administered by external third-party administrators whose primary function is to administer and pay claims. Self-insurance activities are accounted for as an internal service fund.

The County relies upon a combination of self-insurance and commercial coverage for workers' compensation and third-party liability claims. Claims administration is managed by an external agency pursuant to contractual terms for the receipt, investigation, and resolution of claims either by injured employees or third-parties alleging damages to persons or property. From October 1, 2021 through September 30, 2022, the internal service fund provide coverage for up to \$100,000 for most liability claims and up to \$200,000 for claims arising out of law enforcement activities, and \$100,000 for automobile liability claims. Claims which exceed this self-insured retention (SIR) are covered by a combination of primary and excess coverage up to \$5,000,000. For workers' compensation claims, for injuries from October 1, 2021 through present, the SIR would be \$7,960 for most employees and \$1,000,000 for most intermediate enforcement personnel. Excess coverage that exceeds the SIR is afforded up to statutory limits by an excess commercial workers' compensation policy.

Excess loss insurance is carried on the health program, which limits losses on claims within a calendar year. For calendar year 2021, this limit for losses on claims was \$450,000 per occurrence and an annual aggregate of approximately \$81.85 million. For calendar year 2022, this limit was \$450,000 per occurrence and an annual aggregate of approximately \$86.5 million. The provision for unpaid self-insurance health losses at year-end is included in claims payable in the internal services fund. It is based upon actual prior claim cost experience and average time lags in settling such claims and actual claims paid after year-end. There has been no significant reduction in insurance coverage from coverage in the prior year by major category of risk.

All funds of the County participate in the health program and make payments to the Self-Insurance Fund based on estimates computed by the County of the amounts needed to pay prior and current year claims. The claims liability of \$9,776,413 reported at September 30, 2022, is based on the requirements of GASBS Statement No. 10, *Accounting and Financial Reporting for Risk Financing and Related Insurance Issues*. This Statement requires a liability for claims be reported if information prior to the issuance of the financial statements indicates it is probable a liability has been incurred at the date of the financial statements and the amount of loss can be reasonably estimated.

Changes in the fund's claims liability for fiscal years ended September 30, 2021 and 2022 were:

Fiscal Year	Beginning Liability	Current Claims and Changes in Estimates	Claims Payment	Ending Balance	Due in One Year
2021	\$ 9,717,326	\$ 601,800,122	\$ 58,477,160	\$ 11,420,288	\$ 10,729,165
2022	\$ 11,420,288	\$ 60,893,682	\$ 62,537,557	\$ 9,776,413	\$ 8,416,933

**NOTE K – CONTRACT BETWEEN BEXAR COUNTY AND THE SAN ANTONIO RIVER AUTHORITY**

In 1951, Bexar County voters authorized an ad valorem levy for flood control of fifteen cents per one hundred dollars of valuation of taxable property. A 1955 contract with the San Antonio River Authority (SARA) and subsequent amendments provided to SARA a pro-rata share of the flood control costs. The contract provides for the collection of the levy on taxable property. The levy contract, referred to as *The 1999 Interlocal Contract*, maintains that the County will set a tax rate, which at 90% current collections, will provide revenues sufficient to pay the annual principal and interest of SARA bonds which are payable from the proceeds of the County's flood control tax. For the fiscal year ended September 30, 2022, the County transferred \$1,330,453 to SARA as part of this agreement.

**Bexar County, Texas**  
**NOTES TO BASIC FINANCIAL STATEMENTS**  
**September 30, 2022**

**NOTE L – LEASES (Continued)**

**Primary Government (Continued)**

**Leases Payable (Continued)**

On October 1, 2021, the County entered into a 67 month lease as Lessee for the use of Suite 500 - 5121 Crestway. An initial lease liability was recorded in the amount of \$2,045,522. As of September 30, 2022, the value of the lease liability is \$1,678,047. The County is required to make monthly fixed payments of \$33,642. The lease has an interest rate of 0.7397%. The value of the right to use asset as of September 30, 2022 of \$2,045,522 with accumulated amortization of \$366,362 is included with Buildings on the Lease Class activities table found below. The County has 1 extension option(s), each for 60 months.

On October 1, 2021, the County entered into a 96 month lease as Lessee for the use of Gateway Plaza. An initial lease liability was recorded in the amount of \$2,740,033. As of September 30, 2022, the value of the lease liability is \$2,291,623. The County is required to make monthly fixed payments of \$39,266. The lease has an interest rate of 0.9883%. The value of the right to use asset as of September 30, 2022 of \$2,740,033 with accumulated amortization of \$342,594 is included with Buildings on the Lease Class activities table found below. The County has 5 extension option(s), each for 12 months.

On October 1, 2021, the County entered into a 106 month lease as Lessee for the use of a commercial building. An initial lease liability was recorded in the amount of \$3,580,910. As of September 30, 2022, the value of the lease liability is \$5,227,477. The County is required to make monthly fixed payments of \$5,216. The lease has an interest rate of 1.0943%. The value of the right to use asset as of September 30, 2022 of \$3,580,910 with accumulated amortization of \$365,763 is included with Buildings on the Lease Class activities table found below. The County has 8 extension option(s), each for 12 months.

On October 1, 2021, the County entered into a 80 month lease as Lessee for the use of BCIIF- cabinets. An initial lease liability was recorded in the amount of \$1,070,196. As of September 30, 2022, the value of the lease liability is \$914,931. The County is required to make monthly fixed payments of \$13,060. The lease has an interest rate of 0.8723%. The value of the right to use asset as of September 30, 2022 of \$1,070,196 with accumulated amortization of \$159,598 is included with Buildings on the Lease Class activities table found below. The County has 5 extension option(s), each for 12 months.

On October 1, 2021, the County entered into a 67 month lease as Lessee for the use of a commercial building. An initial lease liability was recorded in the amount of \$1,349,696. As of September 30, 2022, the value of the lease liability is \$1,077,467. The County is required to make monthly fixed payments of \$26,663. The lease has an interest rate of 0.7397%. The value of the right to use asset as of September 30, 2022 of \$1,349,696 with accumulated amortization of \$241,737 is included with Buildings on the Lease Class activities table found below. The County has 1 extension option(s), each for 60 months.

On October 1, 2021, the County entered into a 54 month lease as Lessee for the use of 8407 Bandera Road. An initial lease liability was recorded in the amount of \$763,530. As of September 30, 2022, the value of the lease liability is \$587,132. The County is required to make monthly fixed payments of \$15,000. The lease has an interest rate of 0.5820%. The value of the right to use asset as of September 30, 2022 of \$763,530 with accumulated amortization of \$169,673 is included with Buildings on the Lease Class activities table found below. The County has 3 extension option(s), each for 12 months.

**Bexar County, Texas**  
**NOTES TO BASIC FINANCIAL STATEMENTS**  
**September 30, 2022**

**NOTE L – LEASES (Continued)**

**Primary Government (Continued)**

**Leases Payable (Continued)**

On October 1, 2021, the County entered into a 86 month lease as Lessee for the use of a commercial building. An initial lease liability was recorded in the amount of \$1,908,610. As of September 30, 2022, the value of the lease liability is \$1,638,019. The County is required to make monthly fixed payments of \$23,183. The lease has an interest rate of 0.8723%. The value of the right to use asset as of September 30, 2022 of \$1,908,610 with accumulated amortization of \$266,317 is included with Buildings on the Lease Class activities table found below. The County has 1 extension option(s), each for 60 months.

On October 1, 2021, the County entered into a 94 month lease as Lessee for the use of a commercial building. An initial lease liability was recorded in the amount of \$3,571,655. As of September 30, 2022, the value of the lease liability is \$3,153,828. The County is required to make monthly fixed payments of \$37,022. The lease has an interest rate of 0.9883%. The value of the right to use asset as of September 30, 2022 of \$3,571,655 with accumulated amortization of \$455,936 is included with Buildings on the Lease Class activities table found below. The County has 3 extension option(s), each for 12 months.

On October 1, 2021, the County entered into a 31 month lease as Lessee for the use of a commercial building. An initial lease liability was recorded in the amount of \$205,700. As of September 30, 2022, the value of the lease liability is \$127,569. The County is required to make monthly fixed payments of \$6,487. The lease has an interest rate of 0.2977%. The value of the right to use asset as of September 30, 2022 of \$205,700 with accumulated amortization of \$79,626 is included with Buildings on the Lease Class activities table found below.

On February 24, 2022, the County entered into a 60 month lease as Lessee for the use of a commercial building. An initial lease liability was recorded in the amount of \$296,329. As of September 30, 2022, the value of the lease liability is \$258,232. The County is required to make monthly fixed payments of \$4,891. The lease has an interest rate of 0.6557%. The value of the right to use asset as of September 30, 2022 of \$296,329 with accumulated amortization of \$35,724 is included with Buildings on the Lease Class activities table found below.

**Amount of Lease Assets by Major Classes of Underlying Asset**

Asset Class	As of Fiscal Year-end	
	Lease Asset Value	Accumulated Amortization
Buildings	\$ 18,937,023	\$ 3,131,725
Equipment	-	-
Land Improvements	-	-
<b>Total Leases</b>	<b>\$ 18,937,023</b>	<b>\$ 3,131,725</b>

**Principal and Interest Requirements to Maturity**

Fiscal Year	Governmental Activities	
	Principal Payments	Interest Payments
2023	3,227,973	116,157
2024	3,222,191	91,834
2025	3,006,353	68,237
2026	2,382,426	46,798
2027	1,685,137	28,857
2028 - 2030	2,187,941	20,925
	2,208,766	-



**Bexar County, Texas**  
**NOTES TO BASIC FINANCIAL STATEMENTS**  
**September 30, 2022**

**NOTE M – CHARITY CARE**

University Health

University Health provides charity care to residents of Bexar County who qualify on a financial basis for the CareLink Program and to all others who qualify based on University Health's charity care policy. University Health does not pursue collection of amounts in excess of the established guidelines for those patients who meet the charity criteria. Such excess is considered charity care and is not reported as revenue.

University Health's CareLink Program is used to discount gross charges for medical services received in University Health's facilities. Under this program, residents of Bexar County have an established maximum family liability rather than a discount of total gross charges. Key factors in establishing a family's maximum liability levels are: number of dependents, income, and the relationship of these factors to the current Poverty Index. University Health does not pursue collection of amounts in excess of the maximum family liability. Such excess amounts are considered charity care and are not reported as revenue.

Arrangements are made with residents of Bexar County to pay their reduced medical costs in installments. Any amounts designated as not being due prior to December 31 of the subsequent year are classified as long-term patient receivables and are presented net of applicable allowances.

Non-CareLink patients meeting the financial and medical indigence criteria established in the charity policy receive a discount from gross charges for emergency and catastrophic medical services received in University Health's facilities. Charges for financial indigence are discounted based on family income compared to the Poverty Index. Charges for medical indigence are discounted when charges exceed a certain income and asset level.

University Health maintains records to identify and monitor the level of charity care it provides. These records include the amount of charges forgone for services and supplies furnished under its charity care policy. The charges forgone, based on established rates, were approximately \$994,982,000 and \$755,995,000 for the years ended December 31, 2021 and 2020, respectively. The costs of charity care provided under University Health's charity care policy were approximately \$322,298,000 and 198,975,000 for 2021 and 2020, respectively. The cost of charity care is estimated by applying the ratio of cost to gross charges to the gross charity care charges.

**NOTE N – RETIREMENT PLAN**

Primary Government

Plan Description

The County provides retirement, disability, and death benefits for all of its eligible employees through a nontraditional defined benefit pension plan (the plan) in the statewide Texas County and District Retirement System (TCDRS). The Board of Trustees of TCDRS is responsible for the administration of the statewide agent multiple-employer public employee retirement system which consists of 738 nontraditional defined benefit pension plans. TCDRS, in the aggregate, issues an Annual Comprehensive Financial Report (ACFR) on a calendar year basis. The ACFR is available upon written request from the TCDRS Board of Trustees at 901 S. MorPac Esby Barton Oaks Plaza, Ste. 300, Austin, Texas 78706-2034.

The plan provisions are adopted and may be amended by the governing body of the County within the options available in the Texas State statutes governing TCDRS (TCDRS Act). Members can retire at ages 60 and above with eight or more years of service, with 20 years of service regardless of age, or when the sum of their age and years of service equals 75 or more. Members are vested after eight years of service, but must leave their accumulated deposits in the plan to receive any employer-financed benefit. Members who withdraw their personal deposits in a lump sum and who are not eligible to retire are not entitled to any amounts contributed by their employer.

Benefit amounts are determined by the sum of the employees' deposits to the plan, with interest, and employer-financed monetary credits. The level of these monetary credits is adopted by the governing body of the County within the actuarial constraints imposed by the TCDRS Act, so that the resulting benefits can be expected to be adequately financed by the employer's commitment to

**Bexar County, Texas**  
**NOTES TO BASIC FINANCIAL STATEMENTS**  
**September 30, 2022**

**NOTE L – LEASES (Continued)**

Primary Government (Continued)

Leases Receivable

For the year ended September 30, 2022, the financial statements include the adoption of GASB Statement No. 87, Leases. The primary objective of this statement is to enhance the relevance and consistency of information about governments' leasing activities. This statement establishes a single model for lease accounting based on the principle that leases are financings of the right to use an underlying asset. Under this Statement, a lessee is required to recognize a lease liability and an intangible right-to-use lease asset, and a lessor is required to recognize a lease receivable and a deferred inflow of resources. For additional information, refer to the disclosures below.

On October 19, 2021, the County entered into a 180 month lease as Lessor for the use of a land improvement. An initial lease receivable was recorded in the amount of \$728,919. As of September 30, 2022, the value of the lease receivable is \$709,896. The lessee is required to make monthly fixed payments of \$2,333. The lease has an interest rate of 1.3620%. The value of the deferred inflow of resources as of September 30, 2022 was \$682,754, and the County recognized lease revenue of \$46,165 during the fiscal year. The lessee has 2 extension option(s), each for 60 months.

On December 1, 2021, the County entered into a 120 month lease as Lessor for the use of a land improvement. An initial lease receivable was recorded in the amount of \$2,353,007. As of September 30, 2022, the value of the lease receivable is \$2,100,768. The lessee is required to make monthly fixed payments of \$20,532. The lease has an interest rate of 1.1640%. The value of the deferred inflow of resources as of September 30, 2022 was \$2,067,690, and the County recognized lease revenue of \$187,917 during the fiscal year. The lessee has 2 extension option(s), each for 60 months.

On October 1, 2021, the County, TX entered into a 132 month lease as Lessor for the use of a building. An initial lease receivable was recorded in the amount of \$13,385,719. As of September 30, 2022, the value of the lease receivable is \$12,203,953. The lessee is required to make semi-annual fixed payments of \$650,000. The lease has an interest rate of 1.2190%. The value of the deferred inflow of resources as of September 30, 2022 was \$12,168,836, and the County recognized lease revenue of \$1,216,884 during the fiscal year.

Principal and Interest Expected to Maturity

Fiscal Year	Business-Type Activities		Total Payments
	Principal Payments	Interest Payments	
2023	1,361,278	168,609	1,529,887
2024	1,377,392	152,077	1,529,469
2025	1,394,124	135,345	1,529,469
2026	1,411,059	118,410	1,529,469
2027	1,447,406	101,185	1,548,591
2028 - 2032	7,313,462	238,270	7,551,732
<u>Governmental Activities</u>			
Fiscal Year	Principal Payments	Interest Payments	Total Payments
2023	58,697	9,303	68,000
2024	39,376	8,624	48,000
2025	39,916	8,084	48,000
2026	40,463	7,537	48,000
2027	46,813	6,947	53,760
2028 - 2032	250,359	24,892	275,251
2033 - 2037	234,272	6,572	240,844

**Bexar County, Texas**  
**NOTES TO BASIC FINANCIAL STATEMENTS**  
**September 30, 2022**

**NOTE N – RETIREMENT PLAN (Continued)**  
**Net Pension Liability (Continued)**

Mortality rates for service retirees, as well as the beneficiaries of both service and disability retirees were based on 135% of the Pub-2010 General Retirees Amount-Weighted Mortality Table for males and 120% of the Pub-2010 General Retirees Amount-Weighted Mortality Table for females, both projected with 100% of the MP-2021 Ultimate scale after 2010.

The actuarial assumptions that determined the total pension liability as of December 31, 2021 were based on the results of an actuarial experience study for the period January 1, 2017 - December 31, 2020, except where required to be different by GASB Statement No.68.

The long-term expected rate of return on TCDRS assets is determined by adding expected inflation to expected long-term real returns, and reflecting expected volatility and correlation. The capital market assumptions and information shown below are provided by TCDRS' investment consultant, Cliffwater LLC. The numbers shown are based on January 2022 information for a 10 year time horizon.

Note that the valuation assumption for long-term expected return is re-assessed at a minimum of every four years, and is set based on a long-term time horizon; the most recent analysis was performed in 2022.

Asset Class	Target Allocation	Geometric Real Rate of Return
US Equities	11.50%	3.80%
Global Equities	2.50%	4.10%
International Equities – Developed	5.00%	3.80%
International Equities – Emerging	6.00%	4.30%
Investment-Grade Bonds	3.00%	-0.85%
Strategic Credit	9.00%	1.77%
Direct Lending	16.00%	6.25%
Distressed Debt	4.00%	4.50%
REIT Equities	2.00%	3.10%
Master Limited Partnerships (MLPs)	2.00%	3.85%
Private Real Estate Partnerships	6.00%	5.10%
Private Equity	25.00%	6.80%
Hedge Funds	6.00%	1.55%
Cash Equivalents	2.00%	-1.05%

The remainder of this page intentionally left blank

**Bexar County, Texas**  
**NOTES TO BASIC FINANCIAL STATEMENTS**  
**September 30, 2022**

**NOTE N – RETIREMENT PLAN (Continued)**  
**Primary Government (Continued)**

contribute. At retirement, death, or disability, the benefit is calculated by converting the sum of the employee's accumulated deposits and the employer-financed monetary credits to a monthly annuity using annuity purchase rates prescribed by the TCDRS Act.

**Plan Description**

At December 31, 2021, the following employees were covered by the benefit terms:

Inactive employees or beneficiaries currently receiving benefits	3,241
Inactive employees entitled to but not yet receiving benefits	4,469
Active employees	5,119
	12,829

**Funding Policy**

The County has elected the Annually Determined Contribution Rate plan provisions of the TCDRS Act. The plan is funded by monthly contributions from both employee members and the employer based on the covered payroll of employee members. Under the TCDRS Act, the contribution rate of the employer is actuarially determined annually. The actuarially determined rate for 2021 was 13.86% of covered payroll. In calendar year 2022, the actuarially determined rate was 14.44%.

The deposit rate payable by all employee members for the calendar years 2021 and 2022 is 7% as adopted by the governing body of the County. The employee deposit rate and the employer contribution rate may be changed by the governing body of the employer within the options available in the TCDRS Act.

The TCDRS board hires independent outside consulting actuaries to conduct an annual valuation to measure the funding status and to determine the required employer contribution rate for each employer plan. In order to calculate the employer contribution rate, the actuary does the following:

1. Studies each employer's adopted plan of benefits and the profile of its plan participants, and uses assumptions established by the board to estimate future benefit payments.
2. Discounts the estimate of future benefit payments to the present based on the long-term rate of investment return to determine the present value of future benefits.
3. Compares the present value of future benefits with the plan's assets to determine the difference that needs to be funded based on the funding policy.

**Net Pension Liability**

The County's net pension liability was measured as of December 31, 2021, and the total pension liability used to calculate the net pension liability was determined by an actuarial valuation as of that date. The total pension liability in the December 31, 2021 actuarial valuation was determined using the following actuarial assumptions, applied to all periods included in the measurement:

Inflation	2.50%
Salary Increases	4.70%
Investment Rate of Return	7.60%

**Bexar County, Texas**  
**NOTES TO BASIC FINANCIAL STATEMENTS**  
**September 30, 2022**

**NOTE N – RETIREMENT PLAN (Continued)**  
**Changes in the Net Pension Liability**

<u>Primary Government</u>	Total Pension Liability (a)	Increase (Decrease) Fiduciary Net Position (b)	Net Pension Liability / (Asset) (a) - (b)
Balances as of December 31, 2020	\$ 1,628,977,111	\$ 1,462,332,443	\$ 166,644,668
Changes for the year:			
Service cost	41,246,738	-	41,246,738
Interest on total pension liability	125,788,379	-	125,788,379
Effect of plan changes	-	-	-
Effect of economic/demographic gains or losses	(12,336,902)	-	(12,336,902)
Effect of assumption changes or inputs	3,038,904	-	3,038,904
Refund of contributions	(3,577,843)	-	-
Benefit payments	(81,980,141)	(3,577,843)	-
Administrative expenses	-	(81,980,141)	964,947
Member contributions	-	19,450,624	(19,450,624)
Net investment income	-	323,834,209	(323,834,209)
Employer contributions	-	38,405,414	(38,405,414)
Other	-	(374,168)	374,168
Balances as of December 31, 2021	\$ 1,701,556,265	\$ 1,757,125,590	\$ (55,969,325)

The net pension liability is typically liquidated through employer and employee contributions that are charged to the employee's originating fund.

The remainder of this page intentionally left blank

**Bexar County, Texas**  
**NOTES TO BASIC FINANCIAL STATEMENTS**  
**September 30, 2022**

**NOTE N – RETIREMENT PLAN (Continued)**  
**Discount Rate/Depletion of Plan Assets**

The discount rate is the single rate of return that, when applied to all projected benefit payments results in an actuarial present value of projected benefit payments equal to the total of the following:

1. The actuarial present value of benefit payments projected to be made in future periods in which (a) the amount of the pension plan's fiduciary net position is projected to be greater than the benefit payments that are projected to be made in that period and (b) pension plan assets up to that point are expected to be invested using a strategy to achieve the long-term rate of return, calculated using the long-term expected rate of return on pension plan investments.
2. The actuarial present value of projected benefit payments not included in (1), calculated using the municipal bond rate.

Therefore, if plan investments in a given future year are greater than projected benefit payments in that year and are invested such that they are expected to earn the long-term rate of return, the discount rate applied to projected benefit payments in that year should be the long-term expected rate of return on plan investments. If future years exist where this is not the case, then an index rate reflecting the yield on a 20-year, tax-exempt municipal bond should be used to discount the projected benefit payments for those years.

The determination of a future date when plan investments are not sufficient to pay projected benefit payments is often referred to as a depletion date projection. A depletion date projection compares projections of the pension plan's fiduciary net position to projected benefit payments and aims to determine a future date, if one exists, when the fiduciary net position is projected to be less than projected benefit payments. If an evaluation of the sufficiency of the projected fiduciary net position compared to projected benefit payments can be made with sufficient reliability without performing a depletion date projection, alternative methods to determine sufficiency may be applied.

In order to determine the discount rate to be used by the employer, TCDRS used an alternative method to determine the sufficiency of the fiduciary net position in all future years. The alternative method reflects the funding requirements under the County's funding policy and the legal requirements under the TCDRS Act.

1. TCDRS has a funding policy where the Unfunded Actuarial Accrued Liability (UAAL) shall be amortized as a level percent of pay over 20-year closed layered periods.
2. Under the TCDRS Act, the employer is legally required to make the contribution specified in the funding policy.
3. The employer's assets are projected to exceed its accrued liabilities in 20 years or less. When this point is reached, the employer is still required to contribute at least the normal cost.
4. Any increased cost due to the adoption of a COLA is required to be funded over a period of 15 years, if applicable.

Based on the above, the projected fiduciary net position is determined to be sufficient compared to projected benefit payments. Based on the expected level of cash flows and investment returns to the System, the fiduciary net position as a percentage of total pension liability is projected to increase from its current level in future years.

Since the projected fiduciary net position is projected to be sufficient to pay projected benefit payments in all future years, the discount rate for purposes of calculating the total pension liability and net pension liability of the employer is equal to the long-term assumed rate of return on investments. This long-term assumed rate of return should be net of investment expenses, but gross of administrative expenses for GASB Statement No. 68 purposes. Therefore, a discount rate of 7.60% was used. This rate reflects the long-term assumed rate of return on assets for funding purposes of 7.50%, net of all expenses, increased by 0.10% to be gross of administrative expenses.

Bexar County, Texas  
NOTES TO BASIC FINANCIAL STATEMENTS  
September 30, 2022

NOTE N – RETIREMENT PLAN (Continued)

Sensitivity Analysis

The following presents the net pension liability of the County, calculated using the discount rate of 7.60%, as well as what the County net pension liability would be if it were calculated using a discount rate that is 1 percentage point lower (6.60%) or 1 percentage point higher (8.60%) than the current rate.

Primary Government

	1% Decrease 6.60%	Current Discount Rate 7.60%	1% Increase 8.60%
Total pension liability	\$ 1,975,826,596	\$ 1,740,646,236	\$ 1,543,022,929
Fiduciary net position	1,796,615,561	1,796,615,561	1,796,615,561
Net pension liability / (asset)	\$ 179,211,035	\$ (55,969,325)	\$ (252,692,632)

Pension Expense / (Income)

Primary Government

	January 1, 2021 to December 31, 2021
Service cost	\$ 41,246,758
Interest on total pension liability	125,788,379
Administrative expenses	964,947
Member contributions	(19,450,624)
Expected investment return net of investment expenses	(112,066,138)
Recognition of deferred inflows/outflows of resources	-
Recognition of economic/demographic gains or losses	(3,342,717)
Recognition of assumption changes or inputs	20,593,114
Recognition of investments gains or losses	(58,290,371)
Other	374,168
Pension expense / (income)	\$ (4,182,484)

The remainder of this page intentionally left blank

Bexar County, Texas  
NOTES TO BASIC FINANCIAL STATEMENTS  
September 30, 2022

NOTE N – RETIREMENT PLAN (Continued)

Deferred Inflows / Outflows of Resources

As of December 31, 2021, the deferred inflows and outflows of resources are as follows:

Primary Government

	Deferred Inflows of Resources	Deferred Outflows of Resources
Differences between expected and actual experience	\$ 12,262,277	\$ 727,473
Changes of assumptions	-	58,876,257
Net difference between projected and actual earnings	205,331,844	-
Contributions made subsequent to measurement date	-	31,972,861
	\$ 217,594,121	\$ 91,576,691

Amounts currently reported as deferred outflows of resources and deferred inflows of resources related to pensions, excluding contributions made subsequent to the measurement date, will be recognized in pension expense as follows:

Year ended December 31:

2022	(28,586,886)
2023	(53,272,816)
2024	(33,468,061)
2025	(42,662,628)
2026	-
Thereafter	-

The remainder of this page intentionally left blank

**Bexar County, Texas**  
**NOTES TO BASIC FINANCIAL STATEMENTS**  
**September 30, 2022**

**Bexar County, Texas**  
**NOTES TO BASIC FINANCIAL STATEMENTS**  
**September 30, 2022**

**NOTE O – OTHER POST EMPLOYMENT BENEFITS (OPEB)**

**Primary Government**

**Plan Description**

The County is self-insured for employee and retiree healthcare and maintains two plans: Bexar County Premium PPO Plan and Bexar County Base PPO Plan. The County operates the single employer plan for the benefit of eligible Bexar County employees and retirees. Participation in the Plan is elective by each retiree. Healthcare benefits include, but are not limited to, prescription drugs, hospitalization, and preventative care. To be eligible, the retiree must meet the requirements from TCDRS (see note N) and have been enrolled in the County's Healthcare Plan for the year in which they retire. The OPEB Plan provides medical, dental, vision, and basic life insurance benefits to plan members; the benefits provided are not guaranteed. Additionally, the benefit provisions are subject to change as many items are paid through the Health Services Center. Currently, the County is accounting for OPEB using an internal service fund. A separate financial report for the healthcare plan is not issued.

**Summary of Significant Accounting Policies**

The Plan's transactions are recorded using the accrual basis of accounting. Plan members' and employer's contributions are recognized in the period in which the contributions are due. Benefits and refunds are recognized when due and payable. Investments, if any, are reported at fair value which is the amount the Plan could reasonably expect to receive for it in a current sale between a willing buyer and a willing seller. Fair value, for financial reporting purposes, is measured by the market price unless such prices are not available, in which case, fair value is estimated. The assets of the OPEB plan are not accumulated in a trust, for the sole purpose of the OPEB plan.

The County is required by GASB Statement No. 75 to disclose additional information with regard to funding policy. The employer's annual OPEB cost and contributions made, the funded status and funding progress of the employer's individual plan, and actuarial methods and assumptions used. This Statement establishes standards for recognizing and measuring liabilities, deferred outflows of resources, deferred inflows of resources, and expense expenditures.

Employees covered by benefit terms. At October 1, 2020, the following employees were covered by the benefit terms:

Inactive employees or beneficiaries currently receiving benefits	1,091
Inactive employees entitled to but not yet receiving benefits	4,034
Active employees	5,125
<b>Total</b>	<b>10,250</b>

The remainder of this page intentionally left blank

**NOTE O – OTHER POST EMPLOYMENT BENEFITS (Continued)**

**Total OPEB Liability**

The County's total OPEB liability of \$187,140,419 is reported herein as of September 30, 2022 for the fiscal year and reporting period of October 1, 2021 to September 30, 2022. The values shown for this fiscal year and reporting period are based on a measurement date of October 1, 2021 and the corresponding measurement period of October 1, 2020 to October 1, 2021. The measurement of the total OPEB liability is based on a valuation date of October 1, 2021.

**Funding Policy**

Commissioners Court has the authority to establish and amend contribution requirements of the plan members and the participation in the Plan is based on a pay-as-you-go basis and incurred \$6,118,364 in net claims for the fiscal year ended September 30, 2022. The funds to pay these claims are derived from the employer contributions and retiree premiums.

The following table presents the monthly premium amounts paid by retirees based on their classification and plan.

	<b>Contribution</b>		<b>Contribution</b>	
	<b>Retiree Without Medicare, Premium PPO Plan</b>	<b>per Retiree</b>	<b>Retiree With Medicare, Premium PPO Plan</b>	<b>per Retiree</b>
Retiree	327.23		152.93	
Retiree + 1 Dependent	534.81		369.76	
Retiree + 2 or More	664.55		490.50	
<b>Base PPO Plan</b>				
Retiree	327.23		152.93	
Retiree + 1 Dependent	478.34		304.27	
Retiree + 2 or More	572.63		398.57	
<b>ACO Plan</b>				
Retiree	272.29		127.25	
Retiree + 1 Dependent	445.01		265.77	
Retiree + 2 or More	552.97		359.15	
<b>MAPD Plan</b>				
Retiree	N/A		116.38	
Retiree + 1 Dependent	N/A		232.76	
Retiree + 2 or More	N/A		N/A	

The remainder of this page intentionally left blank

Bexar County, Texas  
**NOTES TO BASIC FINANCIAL STATEMENTS**  
 September 30, 2022

Bexar County, Texas  
**NOTES TO BASIC FINANCIAL STATEMENTS**  
 September 30, 2022

**NOTE O – OTHER POST EMPLOYMENT BENEFITS (Continued)**

**NOTE O – OTHER POST EMPLOYMENT BENEFITS (Continued)**

**Primary Government (Continued)**

**Primary Government (Continued)**

**Changes in the Total OPEB Liability**

**Actuarial Assumptions and Actuarial Methods**

The total OPEB liability in the October 1, 2021 actuarial valuation was determined using the following actuarial assumptions, applied to all periods included in the measurement:

- Discount Rate: 2.19%
- Salary Scale: 3.00%
- Healthcare Cost Trend Rates: Pre-65: 0.00% for fiscal year end 2021 (to reflect actual experience), then 6.66% for fiscal year 2022, decreasing 0.333% per year until rate of 5.00% is reached and then an ultimate rate of 4.50% thereafter.
- Mortality: Post-65: 0.00% for fiscal year end 2021 (to reflect actual experience), then 6.66% for fiscal year 2022, decreasing 0.333% per year until rate of 5.00% is reached and then an ultimate rate of 4.50% thereafter.
- Mortality: RP-2014 Mortality Table, fully generational with base year 2006, projected using two-dimensional mortality improvement scale MP-2021
- Actuarial Cost Method: Entry Age Actuarial Cost Method
- Expected Return on Assets: None

	Total OPEB Liability (a)	Increase (Decrease) Plan Fiduciary Net Position (b)	Net OPEB Liability (Asset) (a) - (b)
<b>Balances at October 1, 2021</b>	\$ 227,493,053	-	\$ 227,493,053
<b>Changes for the year</b>			
Service cost	8,809,550	-	8,809,550
Interest	5,556,847	-	5,556,847
Differences between expected and actual experience	(50,118,205)	-	(50,118,205)
Contributions - employer	-	11,524,686	(11,524,686)
Contributions - employee	-	-	-
Net investment income	-	-	-
Benefit payments	(11,524,686)	(11,524,686)	-
Changes of benefit terms	-	-	-
Administrative expense	-	-	-
Changes of assumptions	6,923,860	-	6,923,860
<b>Net changes</b>	(40,352,634)	-	(40,352,634)
<b>Balances at September 30, 2022*</b>	\$ 187,140,419	\$ -	\$ 187,140,419

\*Measurement date is October 1, 2021

**Discount Rate**  
 The discount rate has been set equal to 2.19% and represents the Municipal GO AA 20-year yield curve rate as of the measurement date.

The total OPEB liability is typically liquidated through changes to the OPEB internal service fund. The changes are currently supported through revenue collected from the General Fund.

Sensitivity of the net OPEB liability to changes in the discount rate. The following presents the net OPEB liability/(asset) of the employer as of the measurement date calculated using the discount rate, as well as what the employer's net OPEB liability would be if it were calculated using a discount rate that is 1-percentage-point lower or 1-percentage-point higher than the current rate:

	1% Decrease	Current	1% Increase
Employer's Net OPEB Liability	\$ 222,027,591	\$ 187,140,419	\$ 159,911,444

**The remainder of this page intentionally left blank**

Sensitivity of the net OPEB liability to changes in the Trend rate. The following presents the net OPEB liability/(asset) of the employer as of the measurement date calculated using the Health trend rate, as well as what the employer's net OPEB liability would be if it were calculated using a discount rate that is 1-percentage-point lower or 1-percentage-point higher than the current rate:

	1% Decrease	Current	1% Increase
Employer's Net OPEB Liability	\$ 156,041,033	\$ 187,140,419	\$ 227,766,359

**Bexar County, Texas**  
**NOTES TO BASIC FINANCIAL STATEMENTS**  
**September 30, 2022**

**NOTE O – OTHER POST EMPLOYMENT BENEFITS (Continued)**

**Primary Government (Continued)**

**Additional Disclosures**

Texas Local Government Code, Chapter 175 allows counties to make available continued health benefits coverage under certain circumstances to retirees and their dependents beyond the end of an individual's employment with the County ("Continuation Coverage") by permitting covered employees to purchase continued health benefits coverage in retirement. Texas Law does not require counties to fund all or any portion of such coverage.

Because the County is given the authority to pay OPEB for its retired employees, it may incur a debt obligation to pay for OPEB so long as the County follows the constitutional requirement that it have sufficient taxing authority available at the time such debt is incurred to provide for the payment of the debt and has in fact levied a tax for such purpose concurrently with the incurrence of the debt. Any debt incurred in contravention of this constitutional requirement is considered void and payment will not be due.

The County has not incurred a legal debt obligation for OPEB and has not levied a tax for the same. The County funds the cost associated with OPEB on a current "pay as you go" basis for a single fiscal year through an annual appropriation authorized by Commissioners Court during the County's annual budget adoption process. GASB Statement No. 75 requires governmental organizations to recognize an actuarially calculated accrued liability for OPEB, even though it may not have a legally enforceable obligation to pay OPEB benefits. Accordingly, information and amounts presented in the County's Comprehensive Annual Financial Report relative to OPEB expenses/expenditures, related liabilities (assets), note disclosures, and supplementary information are only intended to achieve compliance with the requirements of generally accepted accounting principles and does not constitute or imply that the County has made a commitment or is legally obligated to provide the OPEB benefit.

**NOTE P – CONDUIT DEBT**

**Primary Government**

The component unit, Bexar County Housing Finance Corporation (BCHFC), is authorized to finance residential housing by issuing its tax-exempt bonds to acquire mortgage loans and to acquire persons, to be held by the BCHFC, to be sold to investors as securities for the payment of the principal and interest of such bonds. The debt on such bonds is payable by the BCHFC, but constitute a debt or a pledge of faith or credit of the BCHFC or the County, but are payable by the user pursuant to terms defined in the loan agreement underlying each issue. At September 30, 2022, the aggregate amount of conduit debt outstanding was \$106,878,683.

The component unit, Bexar County Health Facilities Development Corporation (BCHFDC), is authorized to acquire, construct, provide, improve, finance, and refinance health facilities to assist the maintenance of the public health by issuing its tax-exempt revenue bonds. The bonds are secured by the property financed. The tax-exempt bonds issued by the BCHFDC do not constitute a debt or a pledge of faith or credit of the BCHFDC or the County, but are payable by the user pursuant to terms defined in the loan agreement underlying each issue. At September 30, 2022, the aggregate amount of conduit debt outstanding was \$71,185,000.

The remainder of this page intentionally left blank

**Bexar County, Texas**  
**NOTES TO BASIC FINANCIAL STATEMENTS**  
**September 30, 2022**

**NOTE O – OTHER POST EMPLOYMENT BENEFITS (Continued)**

**Primary Government (Continued)**

**OPEB Expense and Deferred Outflows of Resources and Deferred Inflows of Resources Related to OPEB**

For the year ended September 30, 2022, under GASB 75 the County's OPEB expense is \$9,718,656. The Deferred Outflows of Resources and Deferred Inflows of Resources related to OPEB as of September 30, 2022 from various sources are as follows:

	<b>Deferred Outflows of Resources</b>	<b>Deferred Inflows of Resources</b>
Difference between expected and actual experience	\$ 31,618,308	\$ -
Change of assumptions	-	3,988,142
Net difference between projected and actual	31,618,308	3,988,142
Employer contributions after Measurement Date but prior to fiscal year end	6,642,340	-
Total	<u>\$ 38,260,648</u>	<u>\$ 56,132,771</u>

Amounts reported as deferred outflows of resources and deferred inflows of resources related to OPEB will be recognized in OPEB expense as follows:

<b>Year ended September 30:</b>	<b>Amount:</b>
2023	\$ (4,650,741)
2024	(4,650,741)
2025	(2,494,543)
2026	(4,642,595)
2027	(6,885,222)
Thereafter	(1,190,121)

The remainder of this page intentionally left blank

**Bexar County, Texas**  
**NOTES TO BASIC FINANCIAL STATEMENTS**  
**September 30, 2022**

**NOTE Q – COMMITMENTS AND CONTINGENCIES (Continued)**

**Westside 211 Special Improvement District**

Contingencies and commitments

Legal proceedings

From time to time, the Westside 211 SID may be a defendant in legal proceedings relating to its operations. It is the opinion of the Westside 211 SID's general counsel that there is no pending litigation against the Westside 211 SID that would have a material or adverse financial impact upon the Westside 211 SID or its operations.

Economic dependency

The Westside 211 SID is dependent on the timely payment of taxes by its principal taxpayers. The ability of any significant taxpayer to make full and timely payments of taxes levied against its property by the Westside 211 SID will directly affect the District's ability to meet its obligations. Further, the Westside 211 SID is not able to increase its ad valorem tax levy beyond or in excess of the City of San Antonio tax rate of \$0.55827 per \$100 valuation.

Commitments

The County estimates the total principal revenues and interest costs as \$30,847,067 for phase 1 (Porosno) and \$4,015,671 for phase 2 (Highway 211) in accordance with the financing agreement. The County has not requested reimbursement from the Westside 211 SID.

**NOTE R – SUBSEQUENT EVENTS**

**Governmental Activities**

In December 2022, the County issued \$45,725,000 in Combination Tax and Revenue Certificates of Obligation, Series 2022A at a premium of \$1,400,899 with the payments of the related principal and interest to be made from an annual ad valorem tax levied against all taxable property within the County. Proceeds from the sale of the Series 2022A Certificates will be used by the County for the purpose of making, renovating, improving and equipping permanent public improvements and designated infrastructure, and for other public purposes, including public safety facilities, parks, road, flood control, technology projects, creeks and trails, to-wit: designing, constructing, renovating, improving, and equipping existing County buildings and facilities, including the Bexar County Courthouse, Courthouse Annex, Bexar County Jail, the "old" Bexar County Jail, Bexar County Adult Detention Facilities (Amex and Detention Center), Bexar County Juvenile Detention Facilities, Justice of the Peace/Constable Facilities, Forensic Science Center, Technology Center, Bexar County Crime Lab, Bexar County Sheriff's Department law enforcement facilities, Bexar County Justice Center, Bexar County District Court Facilities, Bexar County Data Center, Bexar County Public Works Facility, Vista Verde Buildings, Toldouze Work Release Building, Military and Veterans Services Center, and other Bexar County-owned administrative facilities, parks and recreational facilities, mental health services facilities, library facilities, parking facilities, workforce training facilities, animal care facilities, and civil and criminal justice facilities; acquiring computer hardware and software and other technology (including information technology systems and network upgrades and improvements), construction, and information equipment for the County; paying the principal and interest on the bonds issued under the Series 2022A Certificates; and the purchase of park vehicles; acquiring, constructing, renovating, improving, and equipping parks and recreational facilities and the purchase of park vehicles; acquiring vehicles and equipment for various County offices, departments and purposes; acquiring and installing energy conservation equipment for County facilities; designing, constructing, repairing, and improving County roads (including utilities relocation and related bridge and drainage improvements); designing, constructing and equipping of County-wide Americans with Disability Act improvements; designing, acquiring, constructing and equipping parking facilities; designing, acquiring, constructing and equipping animal control facility; designing, acquiring, constructing and equipping a County mental health services facility; constructing improvements for flood control purposes, including landscaping, sidewalk, road, and bridge related improvements; stream, and slough projects within the County; acquisition of technology for flood control improvements; constructing and improving County parks and the acquisition of land and interests in land in connection therewith, including, without limitation, the acquisition of open space park land, and acquiring conservation easements on land for any authorized purposes, including, without, parks, public safety, water supply and quality purposes, to retain or protect natural, scenic, or open-space parks and recreational, or open-space use, protect natural resources, maintain or enhance air or water quality, or conserve water quantity or quality; acquiring materials, supplies,

**Bexar County, Texas**  
**NOTES TO BASIC FINANCIAL STATEMENTS**  
**September 30, 2022**

**NOTE Q – COMMITMENTS AND CONTINGENCIES**

**Primary Government**

The County is committed under various contracts in connection with the renovation of the detention facilities and certain other County buildings, road and bridge improvements, flood control projects, and parks and recreational improvements. These commitments are \$108,843,372.

The Bexar County Housing Finance Corporation is committed to grant awards made to various agencies to aid in various housing development activities. Amounts committed at September 30, 2022 by the Corporation are \$47,803 for grant commitments. In addition, the Corporation has designated \$150,000 for administrative reserve.

The Bexar County Health Facilities Development Corporation's purpose is to acquire, construct, provide, improve, finance, and enhance health facilities to assist the maintenance of the public health. Amounts committed at September 30, 2022 by the Corporation are \$172,529 for grant commitments. In addition, the Corporation has designated \$100,000 for administrative reserve.

There are various lawsuits outstanding against the County at September 30, 2022 involving claims relating to jail, civil rights, and various other matters. A review of this item recorded for these contingencies in the Internal Services Fund for which the range of loss is estimated between \$1,185,049 and \$1,500,000.

The County participates in several state and federal grant programs, which are governed by various rules and regulations of the grantor agencies. Costs charged to the respective grant programs are subject to audit and adjustment by the grantor agencies; therefore, to the extent that the County has not complied with the rules and regulations governing the grants, refunds of any money received may be required, and the collectability of any related receivable may be impaired. In the opinion of management, there are no significant contingent liabilities relating to compliance with the rules and regulations governing the respective grants; therefore, no provision has been recorded in the accompanying financial statements for such contingencies.

During the fiscal year ended September 30, 2016, the County and the Deputy Sheriff's Association of Bexar County executed a collective bargaining agreement effective from May 12, 2016 through September 30, 2022. The total estimated cumulative cost of the agreement over the three-year contact period is \$42.6 million.

**University Health**

University Health is, from time to time, subject to allegations that may or do result in litigation. Some of these allegations are in areas not covered by University Health's self-insurance program or by commercial insurance; for example, allegations regarding employment practices or performance of contracts. University Health evaluates such allegations by conducting investigations to determine the validity of each potential claim. Based upon the advice of legal counsel, management records an estimate of the amount of ultimate expected loss, if any, for each. Events could occur that would cause the estimate of ultimate loss to differ materially in the near term.

**The District**

As inducement for the development of the resort hotel, spa, and golf courses (the Project), the District agreed to grant to the Developer a development grant to be used for the partial payment of the costs borne by the Developer in completing the Project. Under this amended agreement, the Project owner assigned its right to the Developer to receive, on a subordinate basis, a available hotel and resort sales and use tax collections (development grant), after ten consecutive annual payments (senior HOT and sales tax grants) are made to the Project owner in an amount equal to the annual ad valorem tax if paid to the District.

The development grant authorized is capped at \$110 million, plus interest calculated from July 31, 2007, the date of conveyance of the land for the Project (from the Developer to the owner of the Project), at a rate of 9.75% per annum. At September 30, 2021, the principle portion of the development grant outstanding is \$68,748,884 and accrued interest is \$94,966,532.

Monthly payments are required if hotel and resort sales and use tax collections are available. Bonds secured by sales and use tax revenues may be issued to pay the Developer in lieu of the monthly payments. The monthly payments under this agreement are dependent on several factors, such as, the amount of hotel and resort sales and use tax generated, and the ad valorem taxes imposed on the Project owners. During the year, economic development expenses were not paid to the Developer.



**Bexar County, Texas**  
**NOTES TO BASIC FINANCIAL STATEMENTS**  
**September 30, 2022**

**NOTE R – SUBSEQUENT EVENTS (Continued)**

**Governmental Activities (Continued)**

In December 2022, the County issued \$145,875,000 in Combination Tax and Revenue Certificates of Obligation, Series 2022B at a premium of \$5,392,777 with the payments of the related principal and interest to be made from an annual ad valorem tax levied against all taxable property within the County. Proceeds from the sale of the Series 2022B Certificates will be used by the County for the purpose of making, renovating, improving and equipping permanent public improvements and designated infrastructure; and for other public purposes, including public safety facilities, parks, road, flood control, technology projects, creeks and trails, to-wit: designing, constructing, renovating, improving, and equipping existing County buildings and facilities, including the Bexar County Courthouse, Courthouse Annex, Bexar County Jail, the "Old" Bexar County Jail, Bexar County Adult Detention Facilities (South Annex and other Annexes, Detention Center and Probation Center), Bexar County Juvenile Detention Facilities and Training Center, Justice of the Peace/Constable Facilities, Forensic Science Center, Technology Centers, Bexar County Strain Labs, Bexar County Sheriff's Office, Bexar County Data Center, Bexar County Public Works Facility, Vision Verde Building, Toolshouse, Work Release Center, Military and Veterans Services Center, Brooks Training Center, Precinct 4 Standline Building, Bexar County Sheriff's Office Building, University Park Facility, Bexar County Sheriff's Office Training Academy, Bexar County Sheriff's Office Firing Range, Bexar County Sheriff's Office Firearms Training Center, Juvenile Justice Academy, South Flores Street Garage and Archive Garage, and other Bexar County-owned administrative facilities, parks and recreational facilities, library facilities, parking facilities, workforce training facilities, and civil and criminal justice facilities, sheriff stations, other public safety facilities, jails, juvenile detention facilities, and judicial facilities; acquiring computer hardware and software and other technology (including information technology system and network upgrades and improvements), communication, and audio/visual equipment and the payment of professional fees relating thereto, including the County-wide Integrated Justice System and Financial Management System; acquiring, constructing, renovating, improving, and equipping parks and recreational facilities and the purchase of park vehicles; acquiring vehicles and equipment for various County offices, departments and purposes; acquiring and installing energy conservation equipment for County facilities; acquiring, designing, constructing, repairing, and improving County roads (including utilities relocation and related bridge, flood control, and drainage improvements); acquiring facilities, equipment, rights-of-way for streets, roads, highways, sidewalks, parks, parking structures, telecommunications, wireless communication, information technology systems, applications, hardware, software, cybersecurity, and other public safety facilities; designing, acquiring, constructing and equipping parking facilities; designing, acquiring, constructing and equipping animal care and animal control facility; constructing improvements for flood control purposes, including landscape, sidewalk, road, and bridge related improvements, including improvements along, within, and as a part of various river, creek, stream, and slough projects within the County; acquisition of technology for flood control improvements; constructing and improving County parks and the acquisition of land and interests in land in connection therewith, including without limitation, the acquisition of open space park land, and acquiring conservation easements on land for any authorized purposes, including, without limitation, parks, public safety, water supply and quantity purposes, to retain or protect natural, scenic, or open-space parks and recreational, or open-space use, protect natural resources, maintain or enhance air or water quality; or conserve water quantity or quality; acquiring materials, supplies, equipment, machinery, land, easements, rights-of-way and other interests in real property for public safety needs and purposes related to any ongoing public safety projects; and other professional services related to the design, construction, and management of the aforementioned projects. The annual interest rate on the bonds ranges from 4.625% - 5.00%. Interest accrues semiannually and the bonds mature in fiscal year 2048.

**Bexar County, Texas**  
**NOTES TO BASIC FINANCIAL STATEMENTS**  
**September 30, 2022**

**NOTE R – SUBSEQUENT EVENTS (Continued)**

**Governmental Activities (Continued)**

In December 2022, the County issued \$145,875,000 in Combination Tax and Revenue Certificates of Obligation, Series 2022B at a premium of \$5,392,777 with the payments of the related principal and interest to be made from an annual ad valorem tax levied against all taxable property within the County. Proceeds from the sale of the Series 2022B Certificates will be used by the County for the purpose of making, renovating, improving and equipping permanent public improvements and designated infrastructure; and for other public purposes, including public safety facilities, parks, road, flood control, technology projects, creeks and trails, to-wit: designing, constructing, renovating, improving, and equipping existing County buildings and facilities, including the Bexar County Courthouse, Courthouse Annex, Bexar County Jail, the "Old" Bexar County Jail, Bexar County Adult Detention Facilities (South Annex and other Annexes, Detention Center and Probation Center), Bexar County Juvenile Detention Facilities and Training Center, Justice of the Peace/Constable Facilities, Forensic Science Center, Technology Centers, Bexar County Strain Labs, Bexar County Sheriff's Office, Bexar County Data Center, Bexar County Public Works Facility, Vision Verde Building, Toolshouse, Work Release Center, Military and Veterans Services Center, Brooks Training Center, Precinct 4 Standline Building, Bexar County Sheriff's Office Building, University Park Facility, Bexar County Sheriff's Office Training Academy, Bexar County Sheriff's Office Firing Range, Bexar County Sheriff's Office Firearms Training Center, Juvenile Justice Academy, South Flores Street Garage and Archive Garage, and other Bexar County-owned administrative facilities, parks and recreational facilities, library facilities, parking facilities, workforce training facilities, and civil and criminal justice facilities, sheriff stations, other public safety facilities, jails, juvenile detention facilities, and judicial facilities; acquiring computer hardware and software and other technology (including information technology system and network upgrades and improvements), communication, and audio/visual equipment and the payment of professional fees relating thereto, including the County-wide Integrated Justice System and Financial Management System; acquiring, constructing, renovating, improving, and equipping parks and recreational facilities and the purchase of park vehicles; acquiring vehicles and equipment for various County offices, departments and purposes; acquiring and installing energy conservation equipment for County facilities; acquiring, designing, constructing, repairing, and improving County roads (including utilities relocation and related bridge, flood control, and drainage improvements); acquiring facilities, equipment, rights-of-way for streets, roads, highways, sidewalks, parks, parking structures, telecommunications, wireless communication, information technology systems, applications, hardware, software, cybersecurity, and other public safety facilities; designing, acquiring, constructing and equipping parking facilities; designing, acquiring, constructing and equipping animal care and animal control facility; constructing improvements for flood control purposes, including landscape, sidewalk, road, and bridge related improvements, including improvements along, within, and as a part of various river, creek, stream, and slough projects within the County; acquisition of technology for flood control improvements; constructing and improving County parks and the acquisition of land and interests in land in connection therewith, including without limitation, the acquisition of open space park land, and acquiring conservation easements on land for any authorized purposes, including, without limitation, parks, public safety, water supply and quantity purposes, to retain or protect natural, scenic, or open-space parks and recreational, or open-space use, protect natural resources, maintain or enhance air or water quality; or conserve water quantity or quality; acquiring materials, supplies, equipment, machinery, land, easements, rights-of-way and other interests in real property for public safety needs and purposes related to any ongoing public safety projects; and other professional services related to the design, construction, and management of the aforementioned projects. The annual interest rate on the bonds ranges from 4.625% - 5.00%. Interest accrues semiannually and the bonds mature in fiscal year 2048.

**Westside 211 Special Improvement District**

Subsequent to September 30, 2021, the Westside 211 SID issued Limited Ad Valorem Tax and Subordinate Lien Sales and Use Tax Road Bonds, Series 2021 in the amount of \$12,265,000. Additionally, on December 30, 2021 Bexar County issued Pass-Through Revenue Limited Tax Bonds, Series 2021 in the amount of \$14,940,000. The District will be responsible for the repayment of the bond interest over the life of these bonds in accordance with the financing agreement.

**NOTE S – FUND AND NET POSITION**

**Net Position Classifications**

Net position in the proprietary fund financial statements and the government-wide financial statements are classified in three categories: 1) Net investment in capital assets, 2) Restricted net position, and 3) Unrestricted net position.

**Fund Balance Classifications**

Under GAAP, fund balance is divided into five classifications based upon the extent to which the County is bound to observe constraints imposed upon the use of the resources in the governmental funds. The classifications are as follows:

**Nonspendable** - The nonspendable fund balance category includes amounts that cannot be spent because they are not in spendable form, or they are legally or contractually required to be maintained intact. The "not in spendable form" criterion includes items that are not expected to be converted to cash. It also includes the long-term amount of interfund loans, if any.

**Restricted** - Fund balance is reported as restricted when constraints placed on the use of resources are either externally imposed by creditors, grantors, constitutional provisions or enabling legislation. Enabling legislation authorizes the County to assess, levy, charge, or otherwise mandate payment of resources and includes a legally enforceable requirement that those resources be used only for the specific purposes stipulated in the legislation. Legal enforceability means that the County can be compelled by an external party (such as creditors, public interest groups, or the judiciary) to use resources created by enabling legislation only for the purposes specified by the legislation.

**Committed** - The committed fund balance classification includes amounts that can be used only for specific purposes imposed by formal action such as a resolution of Commissioners Court. Those committed amounts cannot be used for any other purpose unless Commissioners Court removes or changes the specified use by taking the same type of action. If adopted previously, committed amounts. In contrast to fund balance that is restricted by enabling legislation, committed fund balance classification may be redeployed for other purposes with appropriate due process. Constraints imposed on the use of committed amounts are imposed by Commissioners Court, separate from the authorization to raise the underlying revenue; therefore, compliance with these constraints is not considered to be legally enforceable. Committed fund balance also incorporates contractual obligations to the extent that existing resources in the fund have been specifically committed for use in satisfying those contractual requirements.

**Assigned** - Amounts in the assigned fund balance classification are intended to be used by the County for specific purposes but do not meet the criteria to be classified as restricted or committed. Such intent should be expressed by Commissioners Court or its designated officials to assign amounts to be used. The County Manager, by virtue of appointment to that office and as a normal function of that office, has the authority to assign fund balance to particular purposes. Assignments made by the County Manager can occur during the budget process or throughout the year in the normal course of business. Commissioners Court, at their discretion, may make assignments of fund balance or direct other County officials to do so. Constraints imposed on the use of the assigned amounts can be removed with no formal action.

**Unassigned** - The unassigned fund balance is the residual classification for the general fund and includes all spendable amounts not contained in the other classifications. In other governmental funds, the unassigned classification is used only to report a deficit balance resulting from overspending for specific purposes for which amounts had been restricted, committed, or assigned.

The remainder of this page intentionally left blank

**Bexar County, Texas**  
**NOTES TO BASIC FINANCIAL STATEMENTS**  
**September 30, 2022**

**Bexar County, Texas**  
**NOTES TO BASIC FINANCIAL STATEMENTS**  
**September 30, 2022**

**NOTES – FUND AND NET POSITION BALANCES (Continued)**

Fund balances by classification as of September 30, 2022 pursuant to GASB No. 54 are as follows:

	Major Funds				Special Revenue Funds	Total Governmental Funds
	General Fund	Debt Service	Capital Projects	ARPA		
<b>Fund balances:</b>						
<b>Nonspendable:</b>						
Long-term receivable	\$ 4,840,184	\$ -	\$ -	\$ -	\$ -	\$ 4,840,184
Prepaid Assets	21,174	-	-	-	-	21,174
Inventory	55,515	-	-	-	-	55,515
<b>Restricted For:</b>						
Debt service	-	54,282,718	-	-	-	54,282,718
Roads and Bridges	-	-	16,594,138	-	-	16,594,138
Advanced Transportation District	-	-	118,705,686	-	-	118,705,686
Flood projects	-	-	176,691,406	-	-	176,691,406
Other capital projects	-	-	253,914,425	-	-	253,914,425
County Records Management	-	-	27,686,466	-	-	27,686,466
County Records Management	-	-	457,330	-	-	457,330
Countywide Security	-	-	339,679	-	-	339,679
Countywide Security	-	-	213,393	-	-	213,393
File Code	-	-	13,352,763	-	-	13,352,763
District Clerk Records Management	-	-	662,158	-	-	662,158
Countywide Security	-	-	186,974	-	-	186,974
Countywide Security	-	-	128,640	-	-	128,640
Justice of Peace Security	-	-	698,486	-	-	698,486
Domestic Relinquish	-	-	3	-	-	3
Probate Contribution	-	-	931,862	-	-	931,862
Child Abuse Prevention	-	-	27,025	-	-	27,025
Drug Court Program	-	-	(100)	-	-	(100)
District Court Records Technology	-	-	11,261	-	-	11,261
Probate Contribution	-	-	262,638	-	-	262,638
Juvenile Court Records Technology	-	-	29,847	-	-	29,847
Juvenile Delinquency Prevention	-	-	15,548,965	6,595	-	15,554,571
Grants	-	-	9,602,622	-	-	9,602,622
Stormwater Mitigation	-	-	1,147	-	-	1,147
Election Contracting Services	-	-	480,096	-	-	480,096
Countywide Security Account Special Inventory	-	-	230,140	-	-	230,140
Asset Performance	-	-	3,240,512	-	-	3,240,512
Housing Finance Corp	-	-	3,267,378	-	-	3,267,378
Health Facilities Development Corp	-	-	212,329	-	-	212,329
Industries Development Corp	-	-	193	-	-	193
Community Development	-	-	93,764	-	-	93,764
Community Development	-	-	-	-	-	-
<b>Assigned:</b>						
Westside 211 SID	\$ 200,007,649	\$ -	\$ -	\$ -	\$ -	\$ 200,007,649
Westside 211 SID	\$ 2,060,122,527	\$ 54,282,718	\$ 567,896,654	\$ 6,596	\$ 79,146,072	\$ 2,094,408,617
<b>Total fund balances</b>						

The County applies restricted resources first when expenditures are incurred for purposes for which either restricted or unrestricted (committed, assigned, and unassigned) amounts are available. Similarly, within unrestricted fund balance, committed amounts are reduced first followed by assigned, and then unassigned amounts when expenditures are incurred for purposes for which amounts in any of the unrestricted fund balance classifications could be used.

The County maintains a minimum fund balance reserve policy to maintain strong financial reserves and stability and to protect the County's bond ratings. Key components of the reserve policy are as follows:

- Commissioners Court has set a policy to maintain a General Fund operating reserve of 15% of budgeted, annual, operating expenditures. The policy establishes sufficient working capital and margin of financial safety to address unforeseen, one-time emergency expenditures.
- Use of this reserve would occur after all other current budgetary resources of funding have been exhausted, and no other category of fund balance is available to satisfy the funding needed. Commissioners Court authorization is required for fund balance to be appropriated from the Unassigned General Fund Reserve.

At September 30, 2022, the OPEB Fund (an internal service fund) had a deficit net position of \$198,214,618, the Community Venue Fund (an enterprise fund) had a deficit net position of \$50,852,319, and Drug Court Program Fund (a Non-Major Special Revenue Fund) had a deficit fund balance of \$100.

The OPEB Fund deficit is due to the accrual of the OPEB obligation. See Note O for more information. The County anticipates that a portion of the deficit in the OPEB Fund will be offset by revenue enhancements and expenditure reductions through changes to the County's health plans and adjustments to health insurance premiums. In addition, the County will continue to transfer funds from the General Fund as the OPEB fund is operated on a "pay as you go" basis.

The deficit balance in the Community Venue Fund is primarily attributed to expenses for assets owned by other entities. The County issues bonds to finance these projects that do not get capitalized on the fund's financial statements. The net effect of these transactions leaves a liability balance on the fund's financial statements for the bonds the County is still obligated to pay. The total balance for expenses on assets owned by other entities is \$215,367,814 at September 30, 2022. See Table 19 in the Statistical Section for detailed balances.

The Drug Court Program Fund ended fiscal year 2022 with an ending deficit fund balance of \$100. The deficit in this Nonmajor Governmental Fund is primarily due to revenues from fees decreasing compared to revenues in the prior year. During fiscal year 2023, the Drug Court Program Fund will receive a transfer from the General Fund to address this deficit.

**Westside 211 Special Improvement District**

Net position deficit

Unrestricted net position reflected in the government-wide statement of net position at September 30, 2021 is a deficit (\$39,894,421), which is expected to be recovered through increases in property and sales tax revenues.

Restatement of net position and fund balance

The Westside 211 SID beginning net position of (\$30,981,609) was restated. The restatement increased net position by \$9,137,220 resulting in the restated net position as of October 1, 2020 of (\$21,844,389). The net increase was for capitalized interest owed to the County that is not a liability to the Westside 211 SID of \$9,166,864, an increase to net position, as well as outstanding invoices owed by the Westside 211 SID \$29,644, a decrease to net position.

**Bexar County, Texas**  
**NOTES TO BASIC FINANCIAL STATEMENTS**  
**September 30, 2022**

**NOTE V – INNER CITY CLINIC**

The County has entered into an agreement with The Center for Health Care Services to build a multi-facility campus named the Inner City Center. The Inner City Center shall be owned by the County but shall be operated by the Center. The County has agreed to provide to the Center funding of up to approximately \$23,000,000 to support the development and construction of the Inner City Center. This amount is a portion of the funding necessary to construct the Inner City Center and represents the proceeds received by the County through the issuance and sale of Combination Tax and Revenue Certificates of Obligation, Series 2016A.

As of September 30, 2022, the County has provided \$17,665,206 as its share of the funding for the construction of the Inner City Center. The Center has invested \$15,098,563 toward the overall project development and construction is substantially complete. These costs have been capitalized and recorded as assets in each party's respective financial statements.

In consideration of the County's agreement to finance the Inner City Center with the Obligations, the Center shall be obligated to pay the County for debt service on the Obligations. Since the County will benefit from the operation of the mental health services at the Inner City Center for the County's Substance Use/Juvenile Program and Youth Services Program, the County may, at its sole discretion, reduce the amount of the debt service payments to the County. The County has agreed to make a \$10,665,950 capital investment in the Inner City Clinic. Through fiscal year 2022, the Center was required to make a \$10,665,950 capital investment in the Inner City Clinic. Through fiscal year 2022, the County has provided in-kind services through September 30, 2022, a receivable for the difference, in the amount of \$4,898,214 was recorded in the County's financial statements.

**NOTE W – SAISD & COUNTY PARKING GARAGE**

The County has entered into an agreement with the San Antonio Independent School District (SAISD) that includes a ground lease and a construction, development and use agreement of a parking garage (Quincy Street Parking Garage). This project is budgeted at \$14,951,910 and is substantially complete. As part of the agreement, the County has agreed to lease land from SAISD for the construction of this parking garage. The lease term is 30 years and upon expiration of this agreement the Quincy Street Parking Garage shall become property of SAISD. However, before ownership and title is transferred the debt created by the County shall be paid in full. All construction costs of the Quincy Street Parking Garage will be the responsibility of the County. These costs will be financed with bond proceeds. After completion and during the term of the agreement, all sources of revenue from the Quincy Street Parking Garage shall belong to the County. Revenue collections will be used by the County for the repayment of the debt. Repairs, maintenance and janitorial services will be the responsibility of the County. SAISD shall have the exclusive use of 600 parking spaces during workdays from 7 am to 5 pm. For special events including the SAISD Board Meetings at the SAISD's adjacent administrative offices, SAISD will have exclusive use of 150 parking spaces for a maximum of 24 evenings and nights (5pm – midnight). The parking rates to be paid by SAISD for the use of the defined parking spaces for the first five years of the agreement are as follows:

- SAISD employees monthly rate \$60/ per vehicle
- Non SAISD monthly commercial parking rate \$100/ per vehicle
- Public rates weekend and evenings \$5/ per vehicle / per day
- Event parking rate \$10/ per vehicle / per day

As of September 30, 2022, the County is reporting \$14,912,799 as construction in progress for the SAISD and County parking garage.

The remainder of this page intentionally left blank

**Bexar County, Texas**  
**NOTES TO BASIC FINANCIAL STATEMENTS**  
**September 30, 2022**

**NOTE T – JOINT VENTURES**

San Antonio Bexar County Soccer Public Facility Corporation (SABC PFC) was created in fiscal year 2016 as a joint venture between the County and the City of San Antonio to own Toyota Field, a professional soccer stadium. The SABC PFC is governed by a four member board comprised of two appointees from the County and two from the City. The County contributed \$9,700,000 and whereas the City contributed \$9,300,000 to SABC PFC; both the County and the City have an ongoing financial interest in SABC PFC. SABC PFC has entered into a lease with San Antonio Football Club Management (SA FC) for the use of Toyota Field for a term of 20 years at an annual lease rental of \$100,000. As part of this agreement, there is a provision requiring reimbursement to the County and City of a combined \$5,000,000 should no MLS franchise be awarded to SA FC. The investment in the Joint Venture decreased by \$2,531,188 since inception due to the cost of operating and maintaining the facility. The financial statements can be obtained at the SABC PFC office at: 100 Military Plaza, San Antonio, TX 78205.

**NOTE U – TAX ABATEMENT PROGRAM**

Bexar County enters into property tax abatement agreements with businesses under the Property Redevelopment and Tax Abatement Act. Under the Act, Bexar County may grant property tax abatement on an individual property as an economic development incentive for attracting investment and creating jobs. The County may also grant property tax abatement under the tax abatement agreements include certain employment and capital investment levels. If the employment and/or capital investment level commitments are not met, taxes previously abated are subject to resapture by the County.

For the fiscal year ended September 30, 2022, Bexar County abated property taxes totaling \$2,655,926 under this program, including the following tax abatement agreements that each exceeded \$100,000 of the total amount abated:

- A 50 percent Real and Personal property tax abatement to a national distributor of alcoholic beverages for building a new distribution center in East Bexar County. The real and personal property taxes abated for the fiscal year ended September 30, 2022, were \$154,884.
- A 60 percent real property tax abatement to a residential complex for capital investment in Central Bexar County. The real property taxes abated for the fiscal year ended September 30, 2022, were \$134,011.
- A 75 percent Real, Personal and Inventory property tax abatement to a national retail company for building a new distribution center in East Bexar County. The real, personal, and inventory property taxes abated for the fiscal year ended September 30, 2022, were \$240,243.
- A 100 percent Real and Personal property tax abatement to a national insurance carrier for building a new regional headquarters in Northwest Bexar County. The real and personal property taxes abated for the fiscal year ended September 30, 2022, were \$139,057.
- A 100 percent Personal property tax abatement and an 80 percent Real and Personal Property tax abatement to a vehicle manufacturer for improvements at their facility in South Bexar County. The real and personal property taxes abated for the fiscal year ended September 30, 2022, were \$294,422.
- A 40 percent Real and Personal property tax abatement to a shipping and receiving company for distribution in East Bexar County. The real and personal property taxes abated for the fiscal year ended September 30, 2022, were \$100,347.
- A 100 percent Real, Inventory, and Personal property tax abatement to a grocery company for a distribution, manufacturing, and food processing center in East Bexar County. The real, inventory, and personal property taxes abated for the fiscal year ended September 30, 2022, were \$653,553.
- A 75 percent Real property tax abatement to a banking institution for building a new headquarters in Central Bexar County. The real property taxes abated for the fiscal year ended September 30, 2022, were \$116,777.

**Bexar County, Texas**  
**NOTES TO BASIC FINANCIAL STATEMENTS**  
**September 30, 2022**

**NOTE X – DEVELOPMENTS IN PROGRESS**

**The Authority**

The Authority has entered into or intends to enter into several inter-local agreements with various entities for the construction of infrastructure projects. The Authority will expend vehicle registration fee revenues and debt resources to complete the projects; however, once projects are substantially complete, they become the responsibility of other entities in the region. Maintenance requirements will also be the responsibility of those other entities. Thus, the accumulated development in progress costs relate only to assets that are ultimately going to be conveyed to other entities in accordance with the inter-local agreements.

Changes in the Authority's developments in progress for the ended September 30, 2022 consist of the following:

	Balance at October 1, 2021	Additions	Deletions	Balance at September 30, 2022
<b>Developments in progress:</b>				
Blanco Road Phase II	\$ 13,141,764	\$ 9,348,652	\$ -	\$ 22,490,416
Evans Road Phase I	-	117,200	117,200	-
Evans Road Phase II	10,047,228	3,105,077	-	13,152,305
Foster Road Phase III	14,595,475	3,190,989	-	17,786,464
Talley Road Phase I	13,544,039	5,831,142	-	19,375,181
West Military Drive	644,250	73,661	-	717,911
Fischer Road Phase II	3,728,840	200,432	-	3,929,272
Old FM 477/Talley Road	16,953,711	1,433,702	-	18,387,413
Candlemeadow	4,141,577	1,355,047	5,496,624	-
<b>Total development in progress</b>	<b>\$ 76,794,884</b>	<b>\$ 24,655,913</b>	<b>\$ 5,613,824</b>	<b>\$ 95,836,972</b>

The Authority did not report depreciation expense for the year ended September 30, 2022.

**Bexar County, Texas**  
**GENERAL FUND**  
**SCHEDULE OF REVENUES, EXPENDITURES, AND CHANGES IN FUND BALANCE**  
**BUDGET AND ACTUAL**  
**For Fiscal Year Ended September 30, 2022**

	Original Budget	Final Budget	Actual Amount	Variance
<b>REVENUES</b>				
Ad valorem taxes				
Current	\$ 418,474,101	\$ 418,474,101	\$ 423,710,298	\$ 5,236,197
Delinquent	800,000	800,000	3,343,236	2,543,236
Penalty and interest	2,200,020	2,200,020	2,817,710	617,690
Gross	421,474,121	421,474,121	429,871,244	8,397,123
- TIFs	(5,200,000)	(5,200,000)	(5,009,883)	190,119
Net ad valorem taxes	416,274,121	416,274,121	424,861,361	8,587,242
Other taxes, licenses and permits	27,053,000	27,053,000	36,183,830	9,130,830
Intergovernmental revenues	7,131,132	7,131,132	6,027,491	(1,103,641)
Court costs and fines	9,954,690	9,954,690	9,695,599	(259,091)
Fees on motor vehicles	4,806,300	4,806,300	6,765,866	1,959,566
Other fees	22,171,989	22,171,989	25,824,957	3,652,968
Commissions from governmental units	5,284,161	5,284,161	5,986,371	672,410
Revenues from use of assets	1,416,132	1,416,132	4,843,421	3,427,289
Sales, refunds, and miscellaneous	2,725,000	2,725,000	6,947,640	4,222,640
<b>TOTAL REVENUES</b>	<b>496,796,525</b>	<b>496,796,525</b>	<b>527,086,538</b>	<b>30,289,813</b>
<b>EXPENDITURES</b>				
<b>GENERAL GOVERNMENT</b>				
Commissions Court				
Personnel costs	2,886,878	3,131,379	2,713,991	397,388
Remuneration for services	2,500	15,958	12,196	3,762
Operational costs	200,130	151,096	147,939	3,157
Supplies and materials	7,750	18,510	18,106	404
Principal	-	10,397	10,397	-
Interest	-	269	269	-
<b>Total Commissioners Court</b>	<b>3,097,258</b>	<b>3,327,609</b>	<b>2,922,898</b>	<b>404,711</b>
County Clerk				
Personnel costs	8,387,098	8,983,106	8,983,104	2
Remuneration for services	9,285	19,232	19,230	2
Operational costs	118,489	121,566	121,564	2
Supplies and materials	213,510	180,761	180,759	2
<b>Total County Clerk</b>	<b>8,728,382</b>	<b>9,304,665</b>	<b>9,304,657</b>	<b>8</b>

Bexar County, Texas  
GENERAL FUND  
SCHEDULE OF REVENUES, EXPENDITURES, AND CHANGES IN FUND BALANCE  
BUDGET AND ACTUAL  
For Fiscal Year Ended September 30, 2022

Bexar County, Texas  
GENERAL FUND  
SCHEDULE OF REVENUES, EXPENDITURES, AND CHANGES IN FUND BALANCE  
BUDGET AND ACTUAL  
For Fiscal Year Ended September 30, 2022

	Original Budget	Final Budget	Actual Amount	Variance
<b>County Auditor</b>				
Personnel costs	5,632,879	5,839,661	5,839,660	1
Remuneration for services	24,375	24,375	24,067	308
Operational costs	209,573	195,938	195,934	4
Supplies and materials	50,500	52,552	52,551	1
<b>Total County Auditor</b>	<b>5,917,327</b>	<b>6,112,526</b>	<b>6,112,212</b>	<b>314</b>
<b>Information Technology</b>				
Personnel costs	12,955,707	13,280,494	13,280,493	1
Remuneration for services	150,728	71,845	71,503	342
Operational costs	18,402,060	18,836,750	19,906,945	(1,070,195)
Supplies and materials	117,800	109,996	103,512	6,484
Principal	-	155,266	155,266	-
Interest	-	7,934	7,934	-
<b>Total Information Technology</b>	<b>31,526,295</b>	<b>32,462,285</b>	<b>33,525,653</b>	<b>(1,063,368)</b>
<b>Tax Assessor-Collector</b>				
Personnel costs	11,534,556	12,253,784	12,253,782	2
Remuneration for services	24,317	24,317	18,183	6,134
Operational costs	860,142	492,500	1,543,629	(1,051,129)
Supplies and materials	726,791	561,751	561,748	3
Principal	-	262,160	262,160	-
Interest	-	4,583	4,583	-
<b>Total Tax Assessor-Collector</b>	<b>13,145,806</b>	<b>13,599,095</b>	<b>14,644,085</b>	<b>(1,044,990)</b>
<b>Purchasing</b>				
Personnel costs	1,589,729	1,589,729	1,537,700	52,029
Remuneration for services	22,937	22,937	10,099	12,838
Operational costs	89,248	101,252	101,232	20
Supplies and materials	17,060	10,076	9,579	357
<b>Total Purchasing</b>	<b>1,718,974</b>	<b>1,723,974</b>	<b>1,658,750</b>	<b>65,224</b>
<b>County Manager</b>				
Personnel costs	1,476,382	1,688,210	1,688,207	3
Remuneration for services	15,000	25,195	23,193	2
Operational costs	62,674	65,474	65,471	3
Supplies and materials	12,035	15,737	15,735	2
<b>Total County Manager</b>	<b>1,566,091</b>	<b>1,790,616</b>	<b>1,790,606</b>	<b>10</b>
<b>Budget</b>				
Personnel costs	1,111,782	1,111,782	930,244	181,538
Remuneration for services	22,836	21,286	21,294	2
Operational costs	13,962	32,106	19,756	12,350
Supplies and materials	4,200	4,200	4,010	190
<b>Total Budget</b>	<b>1,152,840</b>	<b>1,169,384</b>	<b>975,304</b>	<b>194,080</b>

Bexar County, Texas  
GENERAL FUND  
SCHEDULE OF REVENUES, EXPENDITURES, AND CHANGES IN FUND BALANCE  
BUDGET AND ACTUAL  
For Fiscal Year Ended September 30, 2022

	Original Budget	Final Budget	Actual Amount	Variance
<b>Management and Finance</b>				
Personnel costs	411,222	411,222	395,012	16,210
Remuneration for services	2,250	4,375	1,851	2,524
Operational costs	13,274	11,624	10,537	1,087
Supplies and materials	2,150	2,150	1,219	931
<b>Total Management and Finance</b>	<b>428,896</b>	<b>429,371</b>	<b>408,619</b>	<b>20,752</b>
<b>Human Resources</b>				
Personnel costs	1,288,778	1,238,778	1,237,560	2,148
Remuneration for services	15,300	17,706	17,235	471
Operational costs	319,792	348,267	287,624	60,643
Supplies and materials	11,150	29,695	27,066	2,629
<b>Total Human Resources</b>	<b>1,634,020</b>	<b>1,654,446</b>	<b>1,569,285</b>	<b>85,161</b>
<b>Elections</b>				
Personnel costs	1,921,379	1,921,379	1,660,844	260,535
Remuneration for services	1,500	5,954	5,954	2
Operational costs	2,468,342	3,178,642	2,884,400	294,242
Supplies and materials	513,568	603,814	603,814	2
<b>Total Elections</b>	<b>4,904,789</b>	<b>5,709,789</b>	<b>5,155,008</b>	<b>554,781</b>
<b>Economic and Community Development</b>				
Personnel costs	2,297,551	2,394,923	2,394,921	2
Remuneration for services	34,000	89,000	68,410	20,590
Operational costs	4,176,836	3,984,766	3,873,176	111,590
Supplies and materials	61,847	101,545	44,585	56,960
<b>Total Economic and Community Development</b>	<b>6,570,234</b>	<b>6,570,234</b>	<b>6,318,102</b>	<b>252,132</b>
<b>Facilities Management - Administration and Facilities Improvement Maintenance Program and Mail Room</b>				
Personnel costs	1,593,657	1,764,337	1,764,337	-
Operational costs	1,251	1,716	1,716	-
Supplies and materials	2,060,858	2,134,966	2,123,406	11,560
Capital expenditures	15,526	444,523	440,985	3,538
<b>Total Facilities Management - Administration and Facilities Improvement Maintenance Program and Mail Room</b>	<b>4,309,436</b>	<b>4,727,899</b>	<b>4,330,444</b>	<b>397,455</b>
<b>Facilities Management - County Buildings</b>				
Personnel costs	1,888,232	4,287,331	4,184,433	102,898
Remuneration for services	59,385	68,735	67,802	933
Operational costs	3,699,532	2,366,675	2,360,973	5,702
Supplies and materials	261,744	967,684	965,970	1,714
Capital expenditures	-	149,435	149,431	4
<b>Total Facilities Management - County Buildings</b>	<b>5,878,893</b>	<b>7,839,860</b>	<b>7,728,609</b>	<b>111,251</b>

Bexar County, Texas  
GENERAL FUND  
SCHEDULE OF REVENUES, EXPENDITURES, AND CHANGES IN FUND BALANCE  
BUDGET AND ACTUAL  
For Fiscal Year Ended September 30, 2022

Bexar County, Texas  
GENERAL FUND  
SCHEDULE OF REVENUES, EXPENDITURES, AND CHANGES IN FUND BALANCE  
BUDGET AND ACTUAL  
For Fiscal Year Ended September 30, 2022

	Original Budget	Final Budget	Actual Amount	Variance
<b>JUDICIAL</b>				
County Wide				
Personnel costs	8312,406	299,000	286,494	12,506
Operational costs	21,125,713	22,217,097	18,734,923	3,482,174
Supplies and materials	286,287	456,569	312,939	143,630
<b>Total County Wide</b>	<b>29,724,406</b>	<b>29,772,666</b>	<b>19,334,356</b>	<b>3,638,310</b>
<b>TOTAL GENERAL GOVERNMENT</b>	<b>120,374,647</b>	<b>119,994,329</b>	<b>115,844,578</b>	<b>3,552,781</b>
<b>CRIMINAL JUSTICE</b>				
County Courts at Law				
Personnel costs	7,794,175	7,794,175	7,787,842	6,333
Operational costs	28,338	28,338	16,919	11,419
Supplies and materials	2,369,535	2,369,535	2,359,169	10,366
<b>Total County Courts at Law</b>	<b>10,233,048</b>	<b>10,233,048</b>	<b>10,207,130</b>	<b>25,918</b>
Probate Courts				
Personnel costs	1,987,352	2,316,154	2,361,539	2
Operational costs	-	35	34	1
Supplies and materials	146,978	76,270	58,539	17,731
<b>Total Probate Courts</b>	<b>2,121,800</b>	<b>2,445,346</b>	<b>2,421,214</b>	<b>6,398</b>
Justices of the Peace, Precinct 1				
Personnel costs	1,887,889	1,609,246	1,609,244	2
Operational costs	2,000	1,570	1,563	7
Supplies and materials	20,304	21,050	21,488	2
<b>Total Justices of the Peace, Precinct 1</b>	<b>1,910,193</b>	<b>1,631,866</b>	<b>1,632,295</b>	<b>5</b>
Justices of the Peace, Precinct 2				
Personnel costs	1,074,399	1,074,399	1,047,478	26,921
Operational costs	5,060	5,060	1,460	3,600
Supplies and materials	288,977	32,757	2,108,604	(2,070,847)
Interest	-	242,340	26,692	1,454
<b>Total Justices of the Peace, Precinct 2</b>	<b>1,368,336</b>	<b>1,400,375</b>	<b>3,439,247</b>	<b>(2,038,872)</b>
Justices of the Peace, Precinct 3				
Personnel costs	897,837	959,355	939,351	4
Operational costs	6,053	4,153	4,147	6
Supplies and materials	23,910	22,936	22,934	2
<b>Total Justices of the Peace, Precinct 3</b>	<b>927,700</b>	<b>1,006,444</b>	<b>1,011,286</b>	<b>29</b>

(continued)

	Original Budget	Final Budget	Actual Amount	Variance
County Wide				
Personnel costs	8312,406	299,000	286,494	12,506
Operational costs	21,125,713	22,217,097	18,734,923	3,482,174
Supplies and materials	286,287	456,569	312,939	143,630
<b>Total County Wide</b>	<b>29,724,406</b>	<b>29,772,666</b>	<b>19,334,356</b>	<b>3,638,310</b>
<b>TOTAL GENERAL GOVERNMENT</b>	<b>120,374,647</b>	<b>119,994,329</b>	<b>115,844,578</b>	<b>3,552,781</b>
<b>JUDICIAL</b>				
Criminal District Attorney				
Personnel costs	41,991,865	44,621,416	44,621,412	4
Operational costs	84,750	82,671	81,035	1,636
Supplies and materials	629,019	627,916	627,916	-
<b>Total Criminal District Attorney</b>	<b>43,061,964</b>	<b>45,762,698</b>	<b>45,761,057</b>	<b>1,641</b>
Central Magistrate - District Clerk				
Personnel costs	1,583,872	1,645,781	1,645,779	2
Operational costs	17,817	17,817	16,788	1,029
Supplies and materials	21,000	21,000	20,679	321
<b>Total Central Magistrate - District Clerk</b>	<b>1,622,689</b>	<b>1,684,598</b>	<b>1,683,246</b>	<b>1,352</b>
Central Magistrate - Criminal District Courts				
Personnel costs	694,001	765,185	765,184	1
Operational costs	3,000	171	170	1
Supplies and materials	250	250	-	250
<b>Total Central Magistrate - District Courts</b>	<b>697,251</b>	<b>765,606</b>	<b>765,354</b>	<b>252</b>
<b>Total Expenses</b>				
Operational costs	2,387,963	2,387,963	2,152,962	235,001
Supplies and materials	387,770	387,770	185,894	201,876
<b>Total Trial Expenses</b>	<b>2,775,733</b>	<b>2,775,733</b>	<b>2,338,856</b>	<b>436,877</b>
District Clerk				
Personnel costs	10,267,032	10,387,622	10,387,019	3
Operational costs	4,550	2,466	2,404	2
Supplies and materials	99,600	88,809	88,806	3
<b>Total District Clerk</b>	<b>10,371,182</b>	<b>10,718,266</b>	<b>10,718,266</b>	<b>10</b>

Bexar County, Texas  
GENERAL FUND  
SCHEDULE OF REVENUES, EXPENDITURES, AND CHANGES IN FUND BALANCE  
BUDGET AND ACTUAL  
For Fiscal Year Ended September 30, 2022

	Budget	Final Budget	Actual Amount	Variance
<b>Justices of the Peace, Precinct 4</b>				
Personnel costs	1,006,182	1,054,518	1,054,515	3
Remuneration for services	5,560	1,721	1,719	2
Operational costs	272,562	82,351	85,157	(769,206)
Supplies and materials	43,300	30,170	30,159	11
Principal	-	177,826	177,826	-
Interest	-	2,715	2,715	-
<b>Total Justices of the Peace, Precinct 4</b>	<b>1,327,604</b>	<b>1,349,301</b>	<b>2,118,491</b>	<b>(769,190)</b>
<b>District Courts - Criminal</b>				
Personnel costs	6,127,480	6,250,604	6,250,343	261
Remuneration for services	30,400	15,838	15,437	1
Operational costs	6,037,240	7,400,347	7,400,937	10
Supplies and materials	45,200	40,120	40,119	1
<b>Total District Courts - Criminal</b>	<b>12,240,320</b>	<b>13,707,109</b>	<b>13,706,836</b>	<b>273</b>
<b>District Courts - Civil</b>				
Personnel costs	5,972,131	6,162,854	6,162,853	1
Remuneration for services	57,247	73,877	73,876	1
Operational costs	3,746,933	4,197,744	4,197,743	1
Supplies and materials	126,273	103,503	103,001	502
<b>Total District Courts - Civil</b>	<b>9,902,584</b>	<b>10,537,978</b>	<b>10,537,473</b>	<b>505</b>
<b>District Courts - Juvenile</b>				
Personnel costs	1,859,967	1,929,015	1,929,012	3
Remuneration for services	11,650	5,069	3,043	2,026
Operational costs	790,331	727,844	477,694	250,150
Supplies and materials	34,800	34,800	32,091	1,809
<b>Total District Courts - Juvenile</b>	<b>2,696,738</b>	<b>2,696,738</b>	<b>2,442,740</b>	<b>253,998</b>
<b>Judicial Services</b>				
Personnel costs	6,698,373	7,009,834	7,009,833	1
Remuneration for services	31,794	15,481	15,481	12
Operational costs	5,781,288	6,095,365	6,095,364	1
Supplies and materials	67,693	32,543	31,031	1,512
<b>Total Judicial Services</b>	<b>12,579,148</b>	<b>13,153,223</b>	<b>13,151,709</b>	<b>1,526</b>
<b>Ball Bond Board</b>				
Personnel costs	92,917	126,772	126,771	1
Remuneration for services	1,000	53	-	53
Operational costs	650	3,952	3,950	2
Supplies and materials	3,088	4,860	4,857	3
<b>Total Ball Bond Board</b>	<b>97,655</b>	<b>135,637</b>	<b>135,578</b>	<b>59</b>

Bexar County, Texas  
GENERAL FUND  
SCHEDULE OF REVENUES, EXPENDITURES, AND CHANGES IN FUND BALANCE  
BUDGET AND ACTUAL  
For Fiscal Year Ended September 30, 2022

	Original Budget	Final Budget	Actual Amount	Variance
4th Court of Appeals	111,203	111,203	110,334	769
Personnel costs	1,212	1,212	823	389
Operational costs	112,415	112,415	111,257	1,158
<b>Total 4th Court of Appeals</b>	<b>2,701,465</b>	<b>3,445,036</b>	<b>3,294,317</b>	<b>150,719</b>
Public Defenders	31,700	33,190	19,548	13,642
Remuneration for services	68,928	90,490	86,133	4,357
Operational costs	12,300	24,437	19,898	4,539
Supplies and materials	2,814,393	3,595,153	3,419,896	175,257
<b>Total Public Defenders</b>	<b>116,334</b>	<b>116,334</b>	<b>112,473</b>	<b>3,861</b>
D.P.S. Warrants	116,334	116,334	112,473	3,861
Personnel costs	116,334	116,334	112,473	3,861
<b>Total D.P.S. Warrants</b>	<b>116,334</b>	<b>116,334</b>	<b>112,473</b>	<b>3,861</b>
<b>TOTAL JUDICIAL</b>	<b>118,934,980</b>	<b>125,828,629</b>	<b>127,575,911</b>	<b>(1,747,282)</b>

Bexar County, Texas  
GENERAL FUND  
SCHEDULE OF REVENUES, EXPENDITURES, AND CHANGES IN FUND BALANCE  
BUDGET AND ACTUAL  
For Fiscal Year Ended September 30, 2022

	Original Budget	Final Budget	Actual Amount	Variance
<b>PUBLIC SAFETY</b>				
Sheriff Law Enforcement	68,447,959	72,589,951	72,589,950	1
Personnel costs	68,448	574,756	574,755	1
Remuneration for services	3,500,179	3,602,628	3,602,627	1
Operational costs	2,614,164	2,933,396	2,919,009	14,387
Supplies and materials	87,101	42,403	39,020	2,483
Capital expenditures	35,333,751	79,743,134	79,736,261	16,873
<b>Total Sheriff Law Enforcement</b>	<b>64,636,950</b>	<b>75,486,850</b>	<b>75,486,849</b>	<b>1</b>
Adult Detention Center	66,245	6,245	3,021	3,224
Personnel costs	5,689,034	7,220,899	7,220,898	1
Remuneration for services	2,016,824	2,526,299	2,503,306	22,993
Operational costs	43,487	-	-	-
Supplies and materials	72,462,540	85,240,293	85,214,074	26,219
Capital expenditures	2,385,440	2,627,796	2,627,795	1
<b>Total Adult Detention Center</b>	<b>8,884</b>	<b>14,333</b>	<b>1,021</b>	<b>412</b>
Sheriff Support Services	132,678	85,979	83,836	2,143
Personnel costs	51,583	21,596	21,596	-
Remuneration for services	2,578,583	2,736,804	2,734,448	2,356
Operational costs	-	-	-	-
Supplies and materials	-	-	-	-
<b>Total Sheriff Support Services</b>	<b>2,578,583</b>	<b>2,736,804</b>	<b>2,734,448</b>	<b>2,356</b>

Bexar County, Texas  
GENERAL FUND  
SCHEDULE OF REVENUES, EXPENDITURES, AND CHANGES IN FUND BALANCE  
BUDGET AND ACTUAL  
For Fiscal Year Ended September 30, 2022

	Budget	Final Budget	Actual Amount	Variance
<b>Justices of the Peace, Precinct 4</b>				
Personnel costs	1,006,182	1,054,518	1,054,515	3
Remuneration for services	5,560	1,721	1,719	2
Operational costs	272,562	82,351	85,157	(769,206)
Supplies and materials	43,300	30,170	30,159	11
Principal	-	177,826	177,826	-
Interest	-	2,715	2,715	-
<b>Total Justices of the Peace, Precinct 4</b>	<b>1,327,604</b>	<b>1,349,301</b>	<b>2,118,491</b>	<b>(769,190)</b>

Bexar County, Texas  
GENERAL FUND  
SCHEDULE OF REVENUES, EXPENDITURES, AND CHANGES IN FUND BALANCE  
BUDGET AND ACTUAL  
For Fiscal Year Ended September 30, 2022

Bexar County, Texas  
GENERAL FUND  
SCHEDULE OF REVENUES, EXPENDITURES, AND CHANGES IN FUND BALANCE  
BUDGET AND ACTUAL  
For Fiscal Year Ended September 30, 2022

	Original Budget	Final Budget	Actual Amount	Variance
<b>Constable Precinct 1</b>				
Personnel costs	2,068,456	2,237,018	2,237,017	1
Remuneration for services	7,150	3,232	3,230	2
Operational costs	86,053	116,743	116,742	1
Supplies and materials	80,656	161,379	161,378	1
<b>Total Constable Precinct 1</b>	<b>2,242,275</b>	<b>2,518,372</b>	<b>2,518,367</b>	<b>5</b>
<b>Constable Precinct 2</b>				
Personnel costs	1,663,323	1,799,284	1,799,283	1
Remuneration for services	5,817	5,794	5,792	2
Operational costs	279,766	130,259	1,630,853	(1,500,094)
Supplies and materials	93,509	133,185	133,184	1
Capital expenditures	6,695	3	-	3
Principal	-	175,487	175,487	-
Interest	-	12,798	12,798	-
<b>Total Constable Precinct 2</b>	<b>2,049,110</b>	<b>2,256,810</b>	<b>3,756,897</b>	<b>(1,500,087)</b>
<b>Constable Precinct 3</b>				
Personnel costs	1,762,010	1,999,707	1,999,706	1
Remuneration for services	7,380	3,896	3,894	2
Operational costs	95,695	103,194	103,193	1
Supplies and materials	103,097	137,622	137,620	2
<b>Total Constable Precinct 3</b>	<b>1,968,182</b>	<b>2,244,419</b>	<b>2,244,413</b>	<b>6</b>
<b>Constable Precinct 4</b>				
Personnel costs	1,895,990	2,081,749	2,081,748	1
Remuneration for services	10,630	6,178	6,176	2
Operational costs	315,633	184,198	953,407	(769,209)
Supplies and materials	95,800	121,973	121,972	1
Principal	-	177,826	177,826	-
Interest	-	2,716	2,716	-
<b>Total Constable Precinct 4</b>	<b>2,318,053</b>	<b>2,574,640</b>	<b>3,343,865</b>	<b>(769,205)</b>
<b>Facilities Management - Adult Detention Center</b>				
Personnel costs	2,155,721	2,155,721	2,088,670	97,051
Operational costs	43,000	43,000	42,327	673
Remuneration for services	991,774	886,758	881,522	5,236
Supplies and materials	455,244	473,881	473,881	-
<b>Total Facilities Management - ADC</b>	<b>3,645,739</b>	<b>3,559,360</b>	<b>3,466,400</b>	<b>102,960</b>

(continued)

	Original Budget	Final Budget	Actual Amount	Variance
<b>Juvenile Probation</b>				
Personnel costs	13,683,561	15,034,196	15,034,191	5
Remuneration for services	325,650	204,156	204,154	2
Operational costs	1,933,528	1,823,438	3,882,807	(2,059,379)
Supplies and materials	326,366	323,348	323,346	2
Principal	-	346,836	346,836	-
Interest	-	13,941	13,941	-
<b>Total Juvenile Probation</b>	<b>16,269,105</b>	<b>17,745,905</b>	<b>19,805,275</b>	<b>(2,059,370)</b>
<b>Juvenile Institutions</b>				
Personnel costs	16,133,016	15,086,273	14,871,675	214,898
Operational costs	1425,763	924,651	413,746	510,905
Supplies and materials	512,227	569,672	569,670	2
<b>Total Juvenile Institutions</b>	<b>18,071,006</b>	<b>16,580,596</b>	<b>15,855,091</b>	<b>725,805</b>
<b>Child Support Probation</b>				
Personnel costs	536,354	547,993	547,991	2
Remuneration for services	5,000	771	771	4,229
Operational costs	3,858	5,171	5,169	2
Supplies and materials	450	808	806	2
<b>Total Child Support Probation</b>	<b>545,662</b>	<b>588,972</b>	<b>554,737</b>	<b>4,235</b>
<b>Community Supervision &amp; Correction</b>				
Operational costs	1,681,671	366,062	8,367,833	(8,001,771)
Supplies and materials	24,072	24,072	20,035	4,037
Principal	-	1,358,705	1,358,705	-
Interest	-	57,678	57,678	-
<b>Total Community Supervision &amp; Correction</b>	<b>1,705,743</b>	<b>1,806,517</b>	<b>9,804,251</b>	<b>(7,997,734)</b>
<b>Medical Examiner</b>				
Personnel costs	6,638,088	6,638,088	6,579,408	58,680
Remuneration for services	87,190	87,190	49,497	37,693
Operational costs	644,810	661,416	594,613	66,803
Supplies and materials	382,306	380,329	343,548	36,781
Capital expenditures	87,084	72,655	70,673	1,782
<b>Total Medical Examiner</b>	<b>7,839,478</b>	<b>7,839,478</b>	<b>7,637,739</b>	<b>201,739</b>
<b>Crime Lab</b>				
Personnel costs	2,712,104	2,877,081	2,877,080	1
Remuneration for services	42,810	14,510	14,496	14
Operational costs	221,786	197,286	194,753	2,533
Supplies and materials	424,700	440,204	432,672	7,532
Capital expenditures	315,901	276,997	276,922	75
<b>Total Crime Lab</b>	<b>3,717,301</b>	<b>3,806,078</b>	<b>3,795,923</b>	<b>10,155</b>



Bexar County, Texas  
GENERAL FUND  
SCHEDULE OF REVENUES, EXPENDITURES, AND CHANGES IN FUND BALANCE  
BUDGET AND ACTUAL  
For Fiscal Year Ended September 30, 2022

Bexar County, Texas  
GENERAL FUND  
SCHEDULE OF REVENUES, EXPENDITURES, AND CHANGES IN FUND BALANCE  
BUDGET AND ACTUAL  
For Fiscal Year Ended September 30, 2022

	Original Budget	Final Budget	Actual Amount	Variance
<b>EDUCATION AND RECREATION</b>				
Bibliotech				
Personnel costs	2,318,452	2,318,452	2,109,397	149,055
Remuneration for services	22,000	22,000	16,134	5,866
Operational costs	1,014,604	1,114,604	1,087,263	27,341
Supplies and materials	77,550	77,550	59,900	17,650
<b>Total Bibliotech</b>	<b>3,432,606</b>	<b>3,532,606</b>	<b>3,332,694</b>	<b>199,912</b>
AgriLife				
Personnel costs	664,782	664,782	603,214	61,568
Remuneration for services	27,500	27,500	18,745	8,755
Operational costs	158,528	19,334	635,139	(615,805)
Supplies and materials	6,250	6,250	5,210	1,040
Principal	-	145,442	145,442	-
Interest	-	2,188	2,188	-
<b>Total AgriLife</b>	<b>857,060</b>	<b>865,496</b>	<b>1,409,938</b>	<b>(844,442)</b>
County Parks				
Personnel costs	2,583,399	2,775,386	2,775,385	1
Operational costs	226,250	259,701	259,697	4
Supplies and materials	225,200	248,751	248,747	4
Capital expenditures	62,000	45,844	45,844	9
<b>Total County Parks</b>	<b>3,096,849</b>	<b>3,329,682</b>	<b>3,329,673</b>	<b>8</b>
Bexar Heritage				
Personnel costs	762,072	762,072	734,117	27,955
Remuneration for services	6,500	6,500	120	6,380
Operational costs	220,659	190,843	174,510	16,333
Supplies and materials	7,680	7,680	2,948	4,732
<b>Total Bexar Heritage</b>	<b>996,911</b>	<b>967,095</b>	<b>911,695</b>	<b>85,216</b>
<b>TOTAL EDUCATION AND RECREATION</b>	<b>8,382,626</b>	<b>8,694,879</b>	<b>8,983,991</b>	<b>(289,112)</b>
<b>PUBLIC WORKS</b>				
Facilities Management - Energy Services				
Personnel costs	58,435	65,014	65,014	-
Operational costs	6,182,651	7,365,787	7,365,787	-
Capital expenditures	100,000	-	-	100,000
<b>Total Facilities Management - Energy Services</b>	<b>6,341,086</b>	<b>7,430,801</b>	<b>7,430,801</b>	<b>-</b>
<b>TOTAL PUBLIC WORKS</b>	<b>6,341,086</b>	<b>7,430,801</b>	<b>7,430,801</b>	<b>-</b>

(continued)

Bexar County, Texas  
GENERAL FUND  
SCHEDULE OF REVENUES, EXPENDITURES, AND CHANGES IN FUND BALANCE  
BUDGET AND ACTUAL  
For Fiscal Year Ended September 30, 2022

Bexar County, Texas  
GENERAL FUND  
SCHEDULE OF REVENUES, EXPENDITURES, AND CHANGES IN FUND BALANCE  
BUDGET AND ACTUAL  
For Fiscal Year Ended September 30, 2022

	Original Budget	Final Budget	Actual Amount	Variance
<b>HEALTH AND PUBLIC WELFARE</b>				
Environmental Services				
Personnel costs	444,341	531,651	531,646	5
Remuneration for services	5,390	4,805	4,800	5
Operational costs	231,000	234,450	234,446	4
Supplies and materials	20,900	32,115	32,111	4
Capital expenditures	12,000	-	-	-
<b>Total Environmental Services</b>	<b>713,631</b>	<b>803,021</b>	<b>803,003</b>	<b>18</b>
Mental Health Initiative				
Personnel costs	367,321	395,133	395,132	1
Remuneration for services	7,674	11,154	11,152	2
Operational costs	230,865	363,440	363,439	1
Supplies and materials	5,300	3,300	3,071	229
<b>Total Mental Health Initiative</b>	<b>609,160</b>	<b>773,027</b>	<b>772,794</b>	<b>233</b>
Veterans Services				
Personnel costs	1,182,577	1,182,577	1,018,346	164,231
Remuneration for services	27,725	24,725	19,905	4,820
Operational costs	240,517	65,215	988,832	(925,617)
Supplies and materials	10,650	13,650	9,541	4,109
Principal	-	172,817	172,817	-
Interest	-	4,485	4,485	-
<b>Total Veterans Services</b>	<b>1,461,469</b>	<b>1,461,469</b>	<b>2,213,926</b>	<b>(752,457)</b>
Child Welfare				
Operational costs	1,649,988	1,649,988	1,410,201	239,787
Supplies and materials	77,200	77,200	22,808	54,392
<b>Total Child Welfare</b>	<b>1,727,188</b>	<b>1,727,188</b>	<b>1,433,009</b>	<b>294,179</b>
<b>Total Environmental Services</b>	<b>713,631</b>	<b>803,021</b>	<b>803,003</b>	<b>18</b>
<b>Total Mental Health Initiative</b>	<b>609,160</b>	<b>773,027</b>	<b>772,794</b>	<b>233</b>
<b>Total Veterans Services</b>	<b>1,461,469</b>	<b>1,461,469</b>	<b>2,213,926</b>	<b>(752,457)</b>
<b>Total Child Welfare</b>	<b>1,727,188</b>	<b>1,727,188</b>	<b>1,433,009</b>	<b>294,179</b>

	Original Budget	Final Budget	Actual Amount	Variance
<b>HEALTH AND PUBLIC WELFARE</b>				
Small Business and Entrepreneurship (SB&E)				
Personnel costs	932,476	932,476	902,490	29,986
Remuneration for services	14,700	14,700	14,402	198
Operational costs	259,748	259,748	189,653	70,095
Supplies and materials	8,356	8,356	6,693	1,663
<b>Total SB&amp;E</b>	<b>1,215,280</b>	<b>1,215,280</b>	<b>1,113,338</b>	<b>101,942</b>
Behavioral and Mental Health Department				
Personnel costs	476,496	518,541	518,535	6
Remuneration for services	8,200	8,200	3,541	4,659
Operational costs	4,277,104	4,235,059	4,091,866	143,073
Supplies and materials	3,100	3,100	2,359	741
<b>Total Behavioral and Mental Health Department</b>	<b>4,764,900</b>	<b>4,764,900</b>	<b>4,616,321</b>	<b>148,479</b>
<b>TOTAL HEALTH AND PUBLIC WELFARE</b>	<b>10,491,628</b>	<b>10,744,885</b>	<b>10,952,491</b>	<b>(207,600)</b>

	Original Budget	Final Budget	Actual Amount	Variance
<b>INTERGOVERNMENTAL EXPENDITURES</b>				
Services by Other Agencies	2,584,029	2,584,029	2,584,029	-
Operational costs	2,584,029	2,584,029	2,584,029	-
<b>Total Services by Other Agencies</b>	<b>2,584,029</b>	<b>2,584,029</b>	<b>2,584,029</b>	<b>-</b>
<b>TOTAL INTERGOVERNMENTAL EXPENDITURES</b>	<b>2,584,029</b>	<b>2,584,029</b>	<b>2,584,029</b>	<b>-</b>
<b>Contingencies</b>	<b>27,000,894</b>	<b>27,000,894</b>	<b>1,299,869</b>	<b>1,299,869</b>
<b>Contingencies</b>	<b>27,000,894</b>	<b>27,000,894</b>	<b>1,299,869</b>	<b>1,299,869</b>
<b>Total Contingencies</b>	<b>27,000,894</b>	<b>27,000,894</b>	<b>1,299,869</b>	<b>1,299,869</b>
<b>TOTAL EXPENDITURES</b>	<b>511,126,457</b>	<b>511,087,846</b>	<b>519,575,591</b>	<b>(8,487,745)</b>
<b>REVENUES OVER EXPENDITURES</b>	<b>(14,330,332)</b>	<b>(14,291,321)</b>	<b>7,510,447</b>	<b>21,802,068</b>
<b>OTHER FINANCING SOURCES (USES)</b>				
Interfund transfers in	56,213,483	56,213,483	56,313,994	118,511
Interfund transfers out	(19,176,060)	(19,172,153)	(19,172,153)	-
Leases	-	-	18,937,023	18,937,023
<b>TOTAL OTHER FINANCING SOURCES (USES)</b>	<b>37,037,423</b>	<b>37,041,330</b>	<b>56,096,864</b>	<b>19,055,534</b>
<b>REVENUES AND OTHER SOURCES OVER (UNDER) EXPENDITURES AND OTHER (USES)</b>	<b>\$ 22,707,091</b>	<b>\$ 22,750,009</b>	<b>\$ 63,607,611</b>	<b>\$ 40,857,602</b>

Fund balance - beginning	142,534,911
Fund balance - ending	\$ 206,122,522

Bexar County, Texas

NOTES TO REQUIRED SUPPLEMENTARY INFORMATION

September 30, 2022

**General Fund Budget**

The original expenditure category (appropriation only) budgets for the General Fund is adopted by the Commissioners Court and filed with the Bexar County Clerk by September 30. The total budget for the General Fund cannot be increased once the budget is adopted unless the County Auditor certifies a new revenue source not considered during the setting of the original budget. Amendments over \$100,000 between expenditure categories are made during the year on approval by the Commissioners Court. The County Manager/Budget Officer shall approve all amendments in amounts up to \$100,000.

State law requires the budget not be exceeded in any expenditure category. For the General Fund, an expenditure category is considered to be an activity (e.g., personnel, remuneration for services, etc.).



This page intentionally  
left blank

**Bexar County, Texas**  
**SCHEDULE OF EMPLOYER PENSION CONTRIBUTIONS**  
**September 30, 2022**

Primary Government

Schedule of Employer Pension Contributions

Year Ending September 30,	Actuarially Determined Contribution	Actual Employer Contribution	Contribution Deficiency (Excess)	Pensionable Payroll <sup>1</sup>	Actual Contribution as a % of Covered Payroll
2013	265,231,688	26,523,168	-	214,242,066	12.38%
2014	297,840,031	29,784,031	-	223,771,834	13.31%
2015	316,283,977	31,628,977	-	239,977,066	13.18%
2016	32,499,698	32,499,698	-	248,467,114	13.08%
2017	34,568,299	34,568,299	-	261,682,426	13.21%
2018	37,426,409	37,426,409	-	283,318,764	13.21%
2019	39,422,450	39,422,450	-	299,653,974	13.16%
2020	41,219,717	41,219,717	-	297,400,552	13.86%
2021	40,307,716	40,307,716	-	290,820,462	13.86%
2022	45,007,630	45,007,630	-	311,687,188	14.44%

<sup>1</sup> Payroll is calculated based on contributions as reported to the Texas County and District Retirement System (TCDRS).

**Bexar County, Texas**  
**SCHEDULE OF CHANGES IN NET PENSION LIABILITY AND RELATED RATIOS**

Year Ended December 31,	2021	2020	2019	2018	2017	2016	2015	2014	2013	2012	2011	2010
<b>Total Pension Liability</b>	\$ 44,263,886	\$ 41,315,975	\$ 38,493,466	\$ 35,868,628	\$ 33,889,443	\$ 32,077,580	\$ 32,722,076	\$ 34,222,018	\$ -	\$ -	\$ -	\$ -
Service Cost	14,208,174	12,283,050	12,468,332	13,069,633	13,641,467	14,144,667	14,638,889	15,133,000	15,627,111	16,121,222	16,615,333	17,109,444
Effect of rate change	-	-	-	-	-	-	-	-	-	-	-	-
Effect of assumption changes on inputs	(2,281,654)	(10,463,169)	1,461,675	5,565,852	11,548,552	11,329,560	11,209,927	11,089,527	10,969,127	10,848,727	10,728,327	10,607,927
Effect of changes in actuarial assumptions	(9,802,840)	(8,802,840)	(7,924,154)	(7,045,524)	(6,166,924)	(5,288,360)	(4,409,800)	(3,531,240)	(2,652,680)	(1,774,120)	(885,560)	(1,000,000)
Net change in total pension liability	77,451,667	(18,022,174)	37,063,131	33,539,569	30,857,237	33,022,247	30,122,588	29,492,628	28,866,431	28,240,502	27,614,570	26,988,644
Contributions	15,938,369	17,806,000	1,706,213	1,292,113	1,424,853	1,309,492	1,231,968	1,159,243	1,084,617	1,009,516	934,406	859,316
Beneficiary Net Pensions	30,272,901	30,272,901	30,272,901	30,272,901	30,272,901	30,272,901	30,272,901	30,272,901	30,272,901	30,272,901	30,272,901	30,272,901
Investment income, net of investment expenses	147,073,197	151,948,837	200,403,142	(2,448,208)	168,554,191	80,620,624	(5,720,696)	70,232,340	60,400,000	50,567,617	40,735,233	30,902,850
Administrative expenses	(1,051,847)	(1,051,847)	(1,051,847)	(1,051,847)	(1,051,847)	(1,051,847)	(1,051,847)	(1,051,847)	(1,051,847)	(1,051,847)	(1,051,847)	(1,051,847)
Other	(491,421)	(491,421)	(491,421)	(491,421)	(491,421)	(491,421)	(491,421)	(491,421)	(491,421)	(491,421)	(491,421)	(491,421)
Change in net pension liability	1,097,644,208	1,473,233,433	1,277,666,600	1,314,010,604	1,145,843,845	1,083,985,724	1,000,622,297	1,010,108,516	1,019,651,297	1,029,196,516	1,038,741,735	1,047,886,951
Net pension liability (as set out in (a)-(b))	(49,652,371)	(19,226,332)	(12,481,504)	(21,647,445)	(11,044,697)	(8,869,637)	(7,626,986)	(6,466,986)	(5,306,466)	(4,146,466)	(3,006,466)	(1,856,466)
Employer's position as a % of total pension liability	10.22%	9.97%	92.1%	84.6%	92.2%	86.8%	86.8%	92.2%	92.2%	92.2%	92.2%	92.2%
Pensionable covered payroll	297,207,241	296,744,167	292,474,166	280,045,433	268,571,892	251,235,949	240,982,921	231,087,664	221,192,311	211,297,064	201,391,717	191,496,370
Net pension liability as a % of covered payroll	-20.06%	-6.41%	-4.27%	-7.71%	-4.13%	-3.53%	-3.17%	-2.80%	-2.42%	-2.06%	-1.50%	-0.97%

<sup>1</sup> This schedule is prepared in accordance with GASB Statement No. 34. However, schedules of prior years are not required, accordingly, we are reporting only years for which GASB Statement No. 34 has been implemented.

The above table includes information for four participating employers to the grant multiple employer defined benefit plan as plus administered by TCDBS. None of the employers Community Action Board (CAB), Metropolitan Planning Organization (MPO) and Community Support Association (CSA) are considered dependent or component units of this County; the net pension assets for these entities are \$12,284,124 and \$3,129,406, respectively.

**Bexar County, Texas**  
**NOTES TO REQUIRED SUPPLEMENTARY INFORMATION**  
**September 30, 2022**

**Notes to Schedules:**

**Schedule of Changes in Net Pension Liability and Related Ratios and Schedule of Employer Pension Contributions**

Valuation Date: Actuarially determined contribution rates are calculated as of December 31, two years prior to the end of the fiscal year in which the contributions are reported.

**Methods and assumptions used to determine contribution rates:**

- Actuarial Cost Method: Entry Age (level percentage of pay)
- Amortization Method: Level percentage of payroll, closed
- Amortization Period in Years: 17.3 years (based on contribution rate calculated in 12/31/2021 valuation)
- Asset Valuation Method: 5-year smoothed fair value
- Inflation: 2.50%
- Salary Increases: Varies by age and service, 4.7% average over career including inflation.
- Investment Rate of Return: 7.50%, net of administrative and investment expenses, including inflation
- Retirement Age: Members who are eligible for service retirement are assumed to commence receiving benefit payments based on age. The average age at service retirement for recent retirees is 61.

**Mortality**  
 135% of the Pub-2010 General Retirees Table for males and 120% of the Pub-2010 General Retirees Table for females, both projected with 100% of the MP-2021 Ultimate scale after 2010.

**Changes in Assumptions and Methods Reflected in Schedule of Employer Contributions**  
 2015: New inflation, mortality and other assumptions were reflected.  
 2017: New mortality assumptions were reflected.  
 2019: New inflation, mortality and other assumptions were reflected.

**Changes in Plan Provisions Reflected in the Schedule**  
 2015: No changes in plan provisions were reflected in the Schedule.  
 2016: No changes in plan provisions were reflected in the Schedule.  
 2017: New Annuity Purchase Rates were reflected for benefits earned after 2017.  
 2018: Employer contributions reflect that a 10% CPI COLA was adopted  
 2019: No changes in plan provisions were reflected in the Schedule.  
 2020: No changes in plan provisions were reflected in the Schedule.  
 2021: No changes in plan provisions were reflected in the Schedule.

**Bexar County, Texas**  
**SCHEDULE OF CHANGES IN TOTAL OPEB LIABILITY AND RELATED RATIOS**

Bexar County Pension and Other OPEB Plan

	2022	2021	2020	2019	2018	2017	2016	2015	2014	2013	2012
<b>Total OPEB liability</b>	\$ 8,893,419	\$ 8,481,041	\$ 6,724,427	\$ 6,272,700	\$ 6,259,048	\$ -	\$ -	\$ -	\$ -	\$ -	\$ -
Net OPEB liability	\$ 5,586,447	\$ 6,088,938	\$ 6,724,427	\$ 6,272,700	\$ 6,259,048	\$ -	\$ -	\$ -	\$ -	\$ -	\$ -
Plan assets	\$ 3,306,972	\$ 2,392,103	\$ -	\$ -	\$ -	\$ -	\$ -	\$ -	\$ -	\$ -	\$ -
Changes in net OPEB liability	(53,182,200)	(6,451,140)	(4,618,890)	(9,097,071)	-	-	-	-	-	-	-
Changes in assumptions	(6,821,260)	(6,691,130)	33,333,331	(9,046,676)	(3,881,024)	-	-	-	-	-	-
Changes in plan provisions	(40,360,940)	(10,760,010)	(21,252,221)	(1,050,400)	(5,962,052)	-	-	-	-	-	-
Net change in net OPEB liability	21,980,043	24,949,919	17,822,240	19,675,103	18,222,240	-	-	-	-	-	-
Plan additions or payments	11,531,696	7,799,703	6,836,428	4,973,098	3,881,024	-	-	-	-	-	-
Plan benefits or payments	(1,151,656)	(7,799,703)	(6,836,428)	(4,973,098)	(3,881,024)	-	-	-	-	-	-
Other	-	-	-	-	-	-	-	-	-	-	-
Employer net pension as a % of total OPEB liability	0%	0%	0%	0%	0%	0%	0%	0%	0%	0%	0%
Employer net OPEB liability ending (a-b)	\$ 4,434,791	\$ 2,392,103	\$ 26,678,247	\$ 26,678,247	\$ 26,678,247	\$ 26,678,247	\$ 26,678,247	\$ 26,678,247	\$ 26,678,247	\$ 26,678,247	\$ 26,678,247
Employer net pension as a % of total OPEB liability	0%	0%	0%	0%	0%	0%	0%	0%	0%	0%	0%
Employer net OPEB liability as a % of total OPEB liability	87.46%	100.24%	86.67%	86.79%	86.79%	86.79%	86.79%	86.79%	86.79%	86.79%	86.79%

\* This schedule is presented to this state the requirements to show in dollars for ten years. However, recalculations of prior years are not required. The following factors affected the amounts reported: the 44-cent rate reduction from 2.2% to 2.47% and a 4% increase approved over the performance actual period. There were no changes in benefit forms. No items are included in a trust that meet the criteria of MP-73 paragraph 10 for benefits.

N O N M A J O R G O V E R N M E N T A L F U N D S

**NONMAJOR GOVERNMENTAL FUNDS** are used to account for the proceeds of specific revenue sources that are legally restricted to expenditures for specified purposes.

**COUNTY CLERK RECORDS MANAGEMENT FUND** – to account for fee revenue and expenditures related to records management in the County Clerk's Office.

**COUNTY RECORDS MANAGEMENT FUND** – to account for fee revenue and expenditures related to records management on a county wide basis.

**COURTHOUSE SECURITY FUND** – to account for fee revenue and expenditures related to security devices and services for the courthouse and other buildings housing courts.

**JUSTICES OF PEACE TECHNOLOGY FUND** – to account for fee revenue and expenditures related to technological improvements in the Justice of the Peace offices.

**FIRE CODE FUND** – to account for fee revenue and expenditures related to fire prevention.

**DISTRICT CLERK RECORDS MANAGEMENT FUND** – to account for fee revenue and expenditures related to records management in the District Clerk's Office.

**LAW LIBRARY FUND** – to account for fee revenue and expenditures related to the operations of the law library.

**COUNTY WIDE COURT TECHNOLOGY FUND** – to account for fee revenue and expenditures related to the purchase, maintenance, continuing education, and training for technological enhancements of the courts.

**DISPUTE RESOLUTION FUND** – to account for fee revenue and expenditures related to the operations of the dispute mediation center.

**JUSTICES OF PEACE SECURITY FUND** – to account for revenue and expenditures related to security devices and services for buildings housing Justice of the Peace courts.

**DOMESTIC RELATIONS FUND** – to account for fee revenue and expenditures related to the operation of the domestic relations office.

**PROBATE CONTRIBUTION FUND** – to account for State revenue provided for Probate Court support and related expenditures.

**LAW ENFORCEMENT OFFICERS SPECIAL EDUCATION FUND (LEOSE)** – to account for State revenues provided for education of law enforcement officers and related expenditures.

**CHILD ABUSE PREVENTION FUND** – to account for fee revenue from court costs imposed on certain criminal convictions and expenditures for programs aimed at preventing child abuse.

**DRUG COURT PROGRAM FUND** – to account for fee revenue and expenditures related to operations of mandated programs for monitoring and rehabilitating violators of State drug laws.



This page intentionally left blank

**N O N M A J O R G O V E R N M E N T A L F U N D S**

**Bexar County, Texas  
COMBINING BALANCESHEET  
NONMAJOR GOVERNMENTAL FUNDS  
September 30, 2022**

**NONMAJOR GOVERNMENTAL FUNDS** are used to account for the proceeds of specific revenue sources that are legally restricted to expenditures for specified purposes.

**FAMILY PROTECTION FEE FUND** – to account for fee revenue imposed by the State on petitions for divorce to fund services to prevent family violence or child abuse.

**DISTRICT COURT RECORDS TECHNOLOGY FUND** – to account for fee revenue and expenditures related to the preservation and restoration of the District Court's records.

**JUVENILE CASE MANAGER FUND** – to account for fee revenues and expenditures related to juvenile social workers in the Justices of the Peace offices.

**PROBATE GUARDIANSHIP FUND** – to account for fee revenues and expenditures related to the appointment of guardians for minors in Probate cases.

**PROBATE EDUCATION FUND** – to account for fee revenue and expenditures related to continuing education of the Probate Courts' staff.

**JUVENILE DELINQUENCY PREVENTION FUND** – to account for fee revenue and expenditures related to graffiti eradication.

**GRANTS FUND** – to account for expenditures of funds received as grants-in-aid from various non-governmental sources and from Federal and State agencies for specific programs.

**TECHNOLOGY IMPROVEMENT FUND** – to account for costs associated with technology improvements.

**STORMWATER MITIGATION FUND** – to account for revenues and expenditures associated with preventing and repairing damages due to storm water runoff and for educating the public about flood hazards.

**CHAPTER 19 VOTER REGISTRATION FUND** – to account for revenues received from the State and expenditures associated with disseminating voting information to the public and registering new voters.

**ELECTION CONTRACTING SERVICES FUND** – to account for the receipt and disbursement of funds related to election contract service agreements.

**TAX COLLECTOR'S SPECIAL INVENTORY FUND** – to account for the receipt and disbursement of funds administered by the Tax Collector.

**DISTRICT ATTORNEY PROGRAMS FUND** – to account for the receipt and disbursement of discretionary funds maintained by the Criminal District Attorney.

**ASSET FORFEITURES FUND** – to account for receipt and disbursement of funds relating to forfeitures of certain property related to felony offenses.

**BEXAR COUNTY HOUSING FINANCE CORPORATION** – to account for revenue and expenditures related to the Bexar County Housing Finance Corporation.

**BEXAR COUNTY HEALTH FACILITIES DEVELOPMENT CORPORATION** – to account for revenue and expenditures related to the Bexar County Health Facilities Development Corporation.

**BEXAR COUNTY INDUSTRIAL DEVELOPMENT CORPORATION** – to account for revenue and expenditures related to the Bexar County Industrial Development Corporation.

	County Clerk Records Management	County Records Management	Courthouse Security	Justices of Peace Technology
<b>ASSETS</b>				
Cash	\$ 3,591,801	\$ 87,585	\$ 39,423	\$ 26,749
Investments	25,061,925	611,126	275,078	186,644
Receivables:				
Accounts receivable	831,655	-	44,497	-
Due from other governmental units	-	-	-	-
<b>TOTAL ASSETS</b>	<b>\$ 29,485,361</b>	<b>\$ 698,711</b>	<b>\$ 358,998</b>	<b>\$ 213,393</b>
<b>LIABILITIES AND FUND BALANCES</b>				
<b>LIABILITIES</b>				
Vouchers payable	\$ 1,680,338	\$ 241,381	\$ -	\$ -
Accrued liabilities	108,557	-	19,319	-
Due to other funds	-	-	-	-
Advances from other funds	-	-	-	-
Due to other governmental units	-	-	-	-
Unearned revenue	-	-	-	-
<b>TOTAL LIABILITIES</b>	<b>\$ 1,788,895</b>	<b>\$ 241,381</b>	<b>\$ 19,319</b>	<b>\$ -</b>
<b>FUND BALANCE</b>				
Restricted	27,696,466	457,330	339,679	213,393
Committed	-	-	-	-
<b>TOTAL FUND BALANCE</b>	<b>27,696,466</b>	<b>457,330</b>	<b>339,679</b>	<b>213,393</b>
<b>TOTAL LIABILITIES AND FUND BALANCE</b>	<b>\$ 29,485,361</b>	<b>\$ 698,711</b>	<b>\$ 358,998</b>	<b>\$ 213,393</b>

(continued)

Brewer County, Texas  
**COMBINING BALANCE SHEET**  
NONMAJOR GOVERNMENTAL FUNDS  
September 30, 2022

	District Clerk Records Management		County Wide Court Technology		Justice of Peace Security Fund				
	Fire Code	Law Library	Law Library	Technology	Dispute Resolution	Domestic Relations	Probate Contribution	LEOSE	Child Abuse Prevention
<b>ASSETS</b>									
Cash	\$ 1,682,315	\$ 83,133	\$ 80,341	\$ 17,170	\$ 18,570	\$ 87,557	\$ 6,648	\$ 107,612	\$ 3,388
Investments	11,739,806	580,067	557,792	119,804	128,572	610,929	46,386	-	23,657
Receivables:									
Accounts receivable	-	-	9,113	-	2,265	-	-	-	-
Due from other governmental units	-	-	-	-	-	-	76,615	-	-
<b>TOTAL ASSETS</b>	<b>\$ 13,422,321</b>	<b>\$ 663,200</b>	<b>\$ 647,246</b>	<b>\$ 136,974</b>	<b>\$ 150,407</b>	<b>\$ 698,486</b>	<b>\$ 53,034</b>	<b>\$ 935,095</b>	<b>\$ 27,025</b>
<b>LIABILITIES AND FUND BALANCES</b>									
<b>LIABILITIES</b>									
Vouchers payable	\$ 32,529	\$ -	\$ 24,074	\$ -	\$ 2,741	\$ -	\$ 32,184	\$ 2,848	\$ -
Accrued liabilities	37,029	872	6,140	-	19,026	-	20,847	1,165	-
Due to other funds	-	-	-	-	-	-	-	-	-
Advances from other funds	-	-	-	-	-	-	-	-	-
Due to other governmental units	-	-	176	-	-	-	-	-	-
Unearned revenue	-	-	-	-	-	-	-	-	-
<b>TOTAL LIABILITIES</b>	<b>\$ 69,558</b>	<b>\$ 872</b>	<b>\$ 30,390</b>	<b>\$ -</b>	<b>\$ 21,767</b>	<b>\$ -</b>	<b>\$ 53,031</b>	<b>\$ 4,013</b>	<b>\$ 11,546</b>
<b>FUND BALANCE</b>									
Restricted	13,352,763	662,328	616,856	136,974	128,640	698,486	3	931,082	98,360
Committed	-	-	-	-	-	-	-	-	-
<b>TOTAL FUND BALANCE</b>	<b>13,352,763</b>	<b>662,328</b>	<b>616,856</b>	<b>136,974</b>	<b>128,640</b>	<b>698,486</b>	<b>3</b>	<b>931,082</b>	<b>98,360</b>
<b>TOTAL LIABILITIES AND FUND BALANCE</b>	<b>\$ 13,422,321</b>	<b>\$ 663,200</b>	<b>\$ 647,246</b>	<b>\$ 136,974</b>	<b>\$ 150,407</b>	<b>\$ 698,486</b>	<b>\$ 53,034</b>	<b>\$ 935,095</b>	<b>\$ 27,025</b>

(continued)



Brewer County, Texas  
**COMBINING BALANCESHEET**  
NONMAJOR GOVERNMENTAL FUNDS  
September 30, 2022

	Drug Court Program	Family Protection Fee	District Court Records Technology	Juvenile Case Manager	Probate Guardianship	Probate Education	Juvenile Delinquency Prevention	Grants	Technology Improvement	Stormwater Mitigation
<b>ASSETS</b>										
Cash	\$ -	\$ -	\$ 14,926	\$ 3,912	\$ 27,319	\$ 45,396	\$ 3,741	\$ 10,172,812	\$ 859,185	\$ 1,224,031
Investments	-	-	104,146	27,296	190,620	316,755	26,106	11,036,936	-	8,540,719
Receivables:										
Accounts receivable	-	-	-	-	5,230	755	-	-	-	12,519
Due from other governmental units	-	-	-	-	-	-	-	7,162,699	-	-
<b>TOTAL ASSETS</b>	<b>\$ -</b>	<b>\$ -</b>	<b>\$ 119,072</b>	<b>\$ 31,208</b>	<b>\$ 223,169</b>	<b>\$ 362,906</b>	<b>\$ 29,847</b>	<b>\$ 28,372,447</b>	<b>\$ 859,185</b>	<b>\$ 9,777,269</b>
<b>LIABILITIES AND FUND BALANCES</b>										
<b>LIABILITIES</b>										
Vouchers payable	\$ -	\$ -	\$ -	\$ -	\$ 14,469	\$ -	\$ -	\$ 1,473,685	\$ 195,357	\$ 67,497
Accrued liabilities	-	-	119,071	19,947	6,062	342	-	7,270,076	70,064	102,437
Due to other funds	100	-	-	-	-	-	-	-	-	-
Advances from other funds	-	-	-	-	-	-	-	280,000	-	-
Due to other governmental units	-	-	-	-	-	-	-	66,431	-	4,713
Unearned revenue	-	-	-	-	-	-	-	3,764,190	-	-
<b>TOTAL LIABILITIES</b>	<b>\$ 100</b>	<b>\$ -</b>	<b>\$ 119,071</b>	<b>\$ 19,947</b>	<b>\$ 20,531</b>	<b>\$ 342</b>	<b>\$ -</b>	<b>\$ 12,824,382</b>	<b>\$ 265,421</b>	<b>\$ 174,647</b>
<b>FUND BALANCE</b>										
Restricted	(100)	-	1	11,261	202,638	362,564	29,847	15,548,065	-	9,602,622
Committed	-	-	-	-	-	-	-	-	593,764	-
<b>TOTAL FUND BALANCE</b>	<b>(100)</b>	<b>-</b>	<b>1</b>	<b>11,261</b>	<b>202,638</b>	<b>362,564</b>	<b>29,847</b>	<b>15,548,065</b>	<b>593,764</b>	<b>9,602,622</b>
<b>TOTAL LIABILITIES AND FUND BALANCE</b>	<b>\$ -</b>	<b>\$ -</b>	<b>\$ 119,072</b>	<b>\$ 31,208</b>	<b>\$ 223,169</b>	<b>\$ 362,906</b>	<b>\$ 29,847</b>	<b>\$ 28,372,447</b>	<b>\$ 859,185</b>	<b>\$ 9,777,269</b>

(continued)

Bexar County, Texas  
**COMBINING BALANCE SHEET**  
NONMAJOR GOVERNMENTAL FUNDS  
September 30, 2022

	Blended Component Units						
	Chapter 19 Voter Registration	Election Contesting Services	Tax Collector's Special Inventory	District Attorney Programs	Bexar County Health Development Corporation	Bexar County Industrial Development Corporation	Total
<b>ASSETS</b>							
Cash	\$ 11,735	\$ 2,918	\$ 3,896	\$ 171,634	\$ 217,729	\$ 193	\$ 25,536,428
Investments	-	20,358	-	65,843	-	-	61,022,413
Receivables:							
Accounts receivable	101,770	-	-	-	-	-	1,008,309
Due from other governmental units	-	1,828,496	-	-	-	-	9,068,215
<b>TOTAL ASSETS</b>	<b>\$ 113,505</b>	<b>\$ 1,851,772</b>	<b>\$ 3,896</b>	<b>\$ 237,477</b>	<b>\$ 217,729</b>	<b>\$ 193</b>	<b>\$ 96,435,365</b>
<b>LIABILITIES AND FUND BALANCES</b>							
<b>LIABILITIES</b>							
Vouchers payable	\$ 112,307	\$ 6,340	\$ -	\$ -	\$ 5,400	\$ -	\$ 3,971,564
Accrued liabilities	-	21,047	266	7,337	-	-	7,888,379
Due to other funds	-	1,193,689	-	-	-	-	1,193,789
Advances from other funds	-	150,000	-	-	-	-	400,000
Due to other governmental units	-	-	-	-	-	-	71,320
Unearned revenue	51	-	-	-	-	-	3,764,241
<b>TOTAL LIABILITIES</b>	<b>\$ 112,358</b>	<b>\$ 1,371,076</b>	<b>\$ 266</b>	<b>\$ 7,337</b>	<b>\$ 5,400</b>	<b>\$ -</b>	<b>\$ 17,289,293</b>
<b>FUND BALANCE</b>							
Restricted	1,147	480,696	3,630	230,140	212,329	193	78,552,308
Committed	-	-	-	-	-	-	593,764
<b>TOTAL FUND BALANCE</b>	<b>1,147</b>	<b>480,696</b>	<b>3,630</b>	<b>230,140</b>	<b>212,329</b>	<b>193</b>	<b>79,146,072</b>
<b>TOTAL LIABILITIES AND FUND BALANCE</b>	<b>\$ 113,505</b>	<b>\$ 1,851,772</b>	<b>\$ 3,896</b>	<b>\$ 237,477</b>	<b>\$ 217,729</b>	<b>\$ 193</b>	<b>\$ 96,435,365</b>

Brewer County, Texas  
**COMBINING STATEMENT OF REVENUES, EXPENDITURES, AND CHANGES IN FUND BALANCE**  
**NONMAJOR GOVERNMENTAL FUNDS**  
 For Fiscal Year Ended September 30, 2022

	County Clerk Records Management	County Records Management	Courthouse Security	Justices of Peace Technology	Fire Cook	District Clerk Records Management	Law Library	County Wide Court Technology	Dispute Resolution	Justices of Peace Security Fund	Domestic Relations
<b>REVENUES</b>											
Intergovernmental revenue	-	-	\$ -	\$ -	-	-	-	-	-	\$ -	\$ -
Court costs and fines	96	159,047	619,888	104,281	-	-	977,792	-	686,541	28,342	159,949
Other fees	7,040,917	-	396,313	-	3,958,330	172	-	19,746	-	-	-
Revenue from use of assets	150,689	2,347	607	709	56,782	1,541	1,320	583	171	3,099	224
Sales, refunds, and miscellaneous	36,295	164,461	-	-	-	-	30,202	-	-	-	51,242
<b>TOTAL REVENUES</b>	<b>7,227,997</b>	<b>325,855</b>	<b>1,016,908</b>	<b>104,990</b>	<b>4,015,112</b>	<b>662,101</b>	<b>1,009,314</b>	<b>20,329</b>	<b>686,712</b>	<b>31,441</b>	<b>211,415</b>
<b>EXPENDITURES</b>											
General government	16,785,975	219,040	-	-	-	-	-	-	-	-	-
Judicial	-	164,493	-	-	1,888,190	134,805	751,379	12,928	-	2,835	-
Public safety	-	-	1,202,586	-	-	-	-	-	-	10,372	-
Education and recreation	-	-	-	-	-	-	-	-	-	-	-
Public works	-	-	-	-	-	-	-	-	-	-	-
Health and public welfare	-	-	-	-	-	-	-	-	634,249	-	486,850
Capital expenditures	127,569	-	-	-	86,465	-	-	-	-	-	-
<b>TOTAL EXPENDITURES</b>	<b>16,913,544</b>	<b>383,533</b>	<b>1,202,586</b>	<b>-</b>	<b>1,974,655</b>	<b>134,805</b>	<b>751,379</b>	<b>12,928</b>	<b>634,249</b>	<b>13,207</b>	<b>486,850</b>
<b>REVENUES OVER (UNDER) EXPENDITURES</b>	<b>(9,685,547)</b>	<b>(57,678)</b>	<b>(185,678)</b>	<b>104,990</b>	<b>2,040,457</b>	<b>527,296</b>	<b>257,935</b>	<b>7,401</b>	<b>52,463</b>	<b>18,234</b>	<b>(275,435)</b>
<b>OTHER FINANCING SOURCES (USES)</b>											
Interfund transfers in	-	284,500	239,644	80,000	-	-	225,280	-	-	-	282,268
Interfund transfers out	(1,784,500)	-	-	-	(381,666)	-	-	-	-	-	(6,832)
<b>TOTAL OTHER FINANCING SOURCES (USES)</b>	<b>(1,784,500)</b>	<b>284,500</b>	<b>239,644</b>	<b>80,000</b>	<b>(381,666)</b>	<b>-</b>	<b>225,280</b>	<b>-</b>	<b>-</b>	<b>-</b>	<b>275,436</b>
<b>REVENUES AND OTHER SOURCES OVER (UNDER) EXPENDITURES AND OTHER (USES)</b>	<b>(11,470,047)</b>	<b>226,822</b>	<b>53,966</b>	<b>184,990</b>	<b>1,658,791</b>	<b>527,296</b>	<b>483,215</b>	<b>7,401</b>	<b>52,463</b>	<b>18,234</b>	<b>1</b>
Fund balance - beginning	39,166,513	230,508	285,713	28,403	11,693,972	135,032	133,641	129,573	76,177	680,252	2
Fund balance - ending	\$ 27,696,466	\$ 457,330	\$ 339,679	\$ 213,393	\$ 13,332,763	\$ 662,328	\$ 616,856	\$ 136,974	\$ 128,640	\$ 698,486	\$ 3

(continued)


**Bexar County, Texas**  
**COMBININGS STATEMENT OF REVENUES, EXPENDITURES, AND CHANGES IN FUND BALANCE**  
**NONMAJOR GOVERNMENTAL FUNDS**  
**For Fiscal Year Ended September 30, 2022**

	Probate Contribution	LEOSE	Child Abuse Prevention	Drug Court Program	Family Protection Fee	District Court Records Technology	Juvenile Case Manager	Probate Guardianship	Probate Education	Juvenile Delinquency Prevention	Grants
<b>REVENUES</b>											
Intergovernmental revenue	\$ 214,079	\$ 51,914	\$ -	\$ -	\$ -	\$ -	\$ -	\$ -	\$ -	\$ -	\$ 53,169,198
Court costs and fines	-	-	1,439	-	-	72,577	91,409	197,952	34,992	84	-
Other fees	-	-	-	6,329	-	521	56	573	1,398	131	50,410
Revenue from use of assets	3,822	105	118	31	-	-	-	-	-	-	-
Sales, refunds, and miscellaneous	-	3,421	-	-	64	-	-	-	-	-	2,561,429
<b>TOTAL REVENUES</b>	<b>217,901</b>	<b>55,440</b>	<b>1,557</b>	<b>6,360</b>	<b>25,958</b>	<b>73,098</b>	<b>91,465</b>	<b>198,525</b>	<b>35,990</b>	<b>215</b>	<b>55,581,037</b>
<b>EXPENDITURES</b>											
General government	-	-	-	-	-	-	-	-	-	-	16,248,914
Judicial	67,370	3,930	-	84,010	-	285,907	91,410	110,748	27,842	-	5,497,423
Public safety	-	117,857	-	-	-	-	-	-	-	-	9,281,776
Education and recreation	-	-	-	-	-	-	-	-	-	-	1,251,314
Public works	-	-	-	-	-	-	-	-	-	-	-
Health and public welfare	-	-	-	-	-	-	-	-	-	-	22,035,951
Capital expenditures	7,569	-	-	-	-	-	-	-	-	-	95,420
<b>TOTAL EXPENDITURES</b>	<b>74,939</b>	<b>121,787</b>	<b>-</b>	<b>84,010</b>	<b>25,958</b>	<b>285,907</b>	<b>91,410</b>	<b>110,748</b>	<b>27,842</b>	<b>215</b>	<b>54,407,798</b>
<b>R (UNDER) EXPENDITURES</b>	<b>142,962</b>	<b>(66,347)</b>	<b>1,557</b>	<b>(77,650)</b>		<b>(212,809)</b>	<b>55</b>	<b>87,777</b>	<b>8,148</b>		<b>1,173,239</b>
<b>OTHER FINANCING SOURCES (USES)</b>											
Interfund transfers in	-	-	-	77,550	-	122,228	-	-	-	-	630,322
Interfund transfers out	-	-	-	-	(41,419)	-	-	-	-	-	(78,942)
<b>FINANCING SOURCES (USES)</b>											
<b>REVENUES AND OTHER SOURCES OVER (UNDER) EXPENDITURES AND OTHER (USES)</b>	<b>142,962</b>	<b>(66,347)</b>	<b>1,557</b>	<b>(100)</b>	<b>(15,461)</b>	<b>(90,581)</b>	<b>55</b>	<b>87,777</b>	<b>8,148</b>	<b>215</b>	<b>1,724,619</b>
Fund balance - beginning	788,120	164,707	25,468	-	15,461	90,582	11,206	114,861	354,416	29,632	13,823,446
Fund balance - ending	931,082	98,360	27,025	(100)	-	1	11,261	202,638	362,564	29,847	15,548,065

(continued)

Bexar County, Texas  
**COMBININGS STATEMENT OF REVENUES, EXPENDITURES, AND CHANGES IN FUND BALANCE**  
**NONMAJOR GOVERNMENTAL FUNDS**  
 For Fiscal Year Ended September 30, 2022

	Tax Collector's Special Inventory		District Attorney Programs		Asset Forfeitures		Blended Units				Total	
							Bexar County Housing Finance Corporation	Bexar County Health Facilities Development Corporation	Bexar County Industrial Development Corporation			
<b>REVENUES</b>	\$	-	\$	22,500	\$	-	-	-	-	-	\$	55,490,730
Intergovernmental revenue		-		-		-	-	-	-	-		-
Court costs and fines		-		36,539		1,136,539						4,296,641
Other fees		-		213,062		-		740,000				17,594,301
Revenue from use of assets		8,000		292		2,476		-		161		336,186
Sales, refunds and miscellaneous		-		2,375		24,053		-		-		2,689,937
<b>TOTAL REVENUES</b>		8,000		274,768		1,163,068		742,210		161		80,409,795
<b>EXPENDITURES</b>												
General government		14,149		-		-		65,846		5,400		36,789,062
Judicial		-		466,112		970,852		-		-		8,892,020
Public safety		-		-		237,542		-		-		13,313,838
Education and recreation		-		-		-		-		-		1,283,588
Public works		-		-		-		-		-		2,661,002
Health and public welfare		-		-		-		-		-		23,218,610
Capital expenditures		-		-		-		-		-		454,435
<b>TOTAL EXPENDITURES</b>		14,149		466,112		1,208,394		65,846		5,400		86,612,555
<b>IS OVER (UNDER) EXPENDITURES</b>		(6,149)		(191,344)		(45,326)		676,664		(5,239)		(6,202,760)
<b>OTHER FINANCING SOURCES (USES)</b>												
Interfund transfers in		-		275,030		-		-		-		3,215,122
Interfund transfers out		-		-		-		-		-		(2,373,359)
<b>OTHER FINANCING SOURCES (USES)</b>		-		275,030		-		-		-		841,763
<b>REVENUES AND OTHER SOURCES OVER (UNDER) EXPENDITURES AND OTHER (USES)</b>		(6,149)		83,686		(45,326)		676,664		(5,239)		(5,360,997)
Fund balance - beginning		9,779		146,454		3,285,838		2,590,914		217,568		84,507,069
Fund balance - ending		3,630		230,140		3,240,512		3,267,378		212,329		79,146,072



Bexar County, Texas  
 DEBT SERVICE FUND  
 SCHEDULE OF REVENUES, EXPENDITURES, AND CHANGES IN FUND BALANCE  
 BUDGET AND ACTUAL  
 For Fiscal Year Ended September 30, 2022

	Final Budget	Actual Amount	Variance
<b>REVENUES</b>			
Ad valorem taxes	\$ 93,300,000	\$ 95,361,580	\$ 2,061,580
Revenue from use of assets - interest	1,900,000	2,448,681	548,681
<b>TOTAL REVENUES</b>	<b>95,200,000</b>	<b>97,810,261</b>	<b>2,610,261</b>
<b>EXPENDITURES</b>			
Debt service:			
Principal	43,915,000	44,915,000	(1,000,000)
Interest	77,520,603	74,225,293	3,295,310
Bond issuance costs	1,000,000	4,611,194	(3,611,194)
Debt service SARA	1,348,952	1,330,453	18,499
<b>TOTAL EXPENDITURES</b>	<b>123,784,555</b>	<b>125,081,940</b>	<b>(1,297,385)</b>
<b>REVENUES OVER (UNDER) EXPENDITURES</b>	<b>\$28,584,555</b>	<b>(27,271,679)</b>	<b>\$ 1,312,876</b>
<b>OTHER FINANCING SOURCES (USES)</b>			
Transfers in	20,740,086	20,741,436	1,350
Issuance of refunding bonds	1,000,000	500,485,000	499,485,000
Payment to refunded debt paying agent	-	(502,945,109)	(502,945,109)
Premium on bond issues	-	1,107,345	1,107,345
<b>TOTAL OTHER FINANCING SOURCES (USES)</b>	<b>21,740,086</b>	<b>19,388,672</b>	<b>(2,351,414)</b>
<b>REVENUES AND OTHER SOURCES OVER (UNDER) EXPENDITURES AND OTHER FINANCING (USES)</b>	<b>\$ (6,844,469)</b>	<b>(7,883,007)</b>	<b>\$ (1,038,538)</b>
Fund balance - beginning		62,165,725	
Fund balance - ending		<b>\$ 54,282,718</b>	

Bexar County, Texas

SPECIAL REVENUE FUNDS

SCHEDULE OF REVENUES, EXPENDITURES, AND CHANGES IN FUND

BALANCE - BUDGET AND ACTUAL

COUNTY CLERK RECORDS MANAGEMENT FUND

For Fiscal Year Ended September 30, 2022

	Final Budget	Actual Amount	Variance
<b>REVENUES</b>			
Court costs and fines	\$ 50	\$ 96	\$ 46
Other fees	5,500,000	7,040,917	1,540,917
Revenue from use of assets	100,000	150,689	50,689
Sales, refunds, and miscellaneous	-	36,295	36,295
<b>TOTAL REVENUES</b>	<b>5,600,050</b>	<b>7,227,997</b>	<b>1,627,947</b>
<b>EXPENDITURES</b>			
GENERAL GOVERNMENT			
Remuneration for services	45,236	39,216	6,020
Operational costs	19,734,014	16,523,135	3,210,879
Supplies and materials	312,059	223,624	88,435
<b>TOTAL GENERAL GOVERNMENT</b>	<b>20,091,309</b>	<b>16,785,975</b>	<b>3,305,334</b>
CAPITAL EXPENDITURES	722,497	127,569	594,928
<b>TOTAL EXPENDITURES</b>	<b>20,813,806</b>	<b>16,913,544</b>	<b>3,900,262</b>
REVENUES OVER (UNDER) EXPENDITURES	\$ (15,213,756)	(9,685,547)	\$ 5,528,209
<b>OTHER FINANCING SOURCES (USES)</b>			
Interfund transfers out	(1,784,500)	(1,784,500)	-
<b>TOTAL OTHER FINANCING SOURCES (USES)</b>	<b>(1,784,500)</b>	<b>(1,784,500)</b>	<b>-</b>
REVENUES OVER (UNDER) EXPENDITURES AND OTHER FINANCING (USES)	\$ (16,998,256)	(11,470,047)	\$ 5,528,209
Fund balance - beginning		39,166,513	
Fund balance - ending		\$ 27,696,466	

Bexar County, Texas

SPECIAL REVENUE FUNDS

SCHEDULE OF REVENUES, EXPENDITURES, AND CHANGES IN FUND

BALANCE - BUDGET AND ACTUAL

COUNTY RECORDS MANAGEMENT FUND

For Fiscal Year Ended September 30, 2022

	Final Budget	Actual Amount	Variance
<b>REVENUES</b>			
Court costs and fines	\$ 300,000	\$ 159,047	\$ (140,953)
Revenue from use of assets	500	2,347	1,847
Sales, refunds, and miscellaneous	-	164,461	164,461
<b>TOTAL REVENUES</b>	<b>300,500</b>	<b>325,855</b>	<b>25,355</b>
<b>EXPENDITURES</b>			
GENERAL GOVERNMENT			
Operational costs	225,000	219,040	5,960
<b>TOTAL GENERAL GOVERNMENT</b>	<b>225,000</b>	<b>219,040</b>	<b>5,960</b>
JUDICIAL			
Operational costs	241,500	164,493	77,007
<b>TOTAL JUDICIAL</b>	<b>241,500</b>	<b>164,493</b>	<b>77,007</b>
PUBLIC SAFETY			
Operational costs	18,000	-	18,000
<b>TOTAL PUBLIC SAFETY</b>	<b>18,000</b>	<b>-</b>	<b>18,000</b>
<b>TOTAL EXPENDITURES</b>	<b>484,500</b>	<b>383,533</b>	<b>100,967</b>
REVENUES OVER (UNDER) EXPENDITURES	\$ (184,000)	(57,678)	\$ 126,322
<b>OTHER FINANCING SOURCES (USES)</b>			
Interfund transfers in	284,500	284,500	-
<b>TOTAL OTHER FINANCING SOURCES (USES)</b>	<b>284,500</b>	<b>284,500</b>	<b>-</b>
REVENUES AND OTHER SOURCES OVER (UNDER) EXPENDITURES AND OTHER FINANCING (USES)	\$ 100,500	226,822	\$ 126,322
Fund balance - beginning		230,508	
Fund balance - ending		\$ 457,330	

Bexar County, Texas  
SPECIAL REVENUE FUNDS  
SCHEDULE OF REVENUES, EXPENDITURES, AND CHANGES IN FUND  
BALANCE - BUDGET AND ACTUAL  
COURTHOUSE SECURITY FUND  
For Fiscal Year Ended September 30, 2022

	Final Budget	Actual Amount	Variance
<b>REVENUES</b>			
Court costs and fines	\$ 250,000	\$ 619,988	\$ 369,988
Other fees	300,000	396,313	96,313
Revenue from use of assets	750	607	(143)
<b>TOTAL REVENUES</b>	<b>550,750</b>	<b>1,016,908</b>	<b>466,158</b>
<b>EXPENDITURES</b>			
PUBLIC SAFETY			
Personnel costs	1,202,586	1,202,586	-
<b>TOTAL PUBLIC SAFETY</b>	<b>1,202,586</b>	<b>1,202,586</b>	<b>-</b>
<b>TOTAL EXPENDITURES</b>	<b>1,202,586</b>	<b>1,202,586</b>	<b>-</b>
REVENUES OVER (UNDER) EXPENDITURES	\$ (651,836)	(185,678)	\$ 466,158
<b>OTHER FINANCING SOURCES (USES)</b>			
Interfund transfers in	239,644	239,644	-
<b>TOTAL OTHER FINANCING SOURCES (USES)</b>	<b>239,644</b>	<b>239,644</b>	<b>-</b>
REVENUES AND OTHER SOURCES OVER (UNDER) EXPENDITURES AND FINANCING (USES)	\$ (412,192)	53,966	\$ 466,158
Fund balance - beginning		285,713	
Fund balance - ending		<b>\$ 339,679</b>	

Bexar County, Texas  
SPECIAL REVENUE FUNDS  
SCHEDULE OF REVENUES, EXPENDITURES, AND CHANGES IN FUND  
BALANCE - BUDGET AND ACTUAL  
JUSTICES OF PEACE TECHNOLOGY FUND  
For Year Ended September 30, 2022

	Final Budget	Actual Amount	Variance
<b>REVENUES</b>			
Court costs and fines	\$ 100,000	\$ 104,281	\$ 4,281
Revenue from use of assets	-	709	709
<b>TOTAL REVENUES</b>	<b>100,000</b>	<b>104,990</b>	<b>4,990</b>
<b>EXPENDITURES</b>			
JUDICIAL			
Operational costs	174,454	-	174,454
<b>TOTAL JUDICIAL</b>	<b>174,454</b>	<b>-</b>	<b>174,454</b>
<b>TOTAL EXPENDITURES</b>	<b>174,454</b>	<b>-</b>	<b>174,454</b>
REVENUES OVER (UNDER) EXPENDITURES	\$ (74,454)	104,990	\$ 179,444
<b>OTHER FINANCING SOURCES (USES)</b>			
Interfund transfers in	80,000	80,000	-
<b>TOTAL OTHER FINANCING SOURCES (USES)</b>	<b>80,000</b>	<b>80,000</b>	<b>-</b>
REVENUES AND OTHER SOURCES OVER (UNDER) EXPENDITURES AND OTHER FINANCING (USES)	\$ 5,546	184,990	\$ 179,444
Fund balance - beginning		28,403	
Fund balance - ending		<b>\$ 213,393</b>	



Bexar County, Texas  
SPECIAL REVENUE FUNDS  
SCHEDULE OF REVENUES, EXPENDITURES, AND CHANGES IN FUND  
BALANCE - BUDGET AND ACTUAL  
DISTRICT CLERK RECORDS MANAGEMENT FUND  
For Fiscal Year Ended September 30, 2022

	Final Budget	Actual Amount	Variance
<b>REVENUES</b>			
Court costs and fines	\$ 100	\$ 172	\$ 72
Other fees	350,000	660,388	310,388
Revenue from use of assets	500	1,541	1,041
<b>TOTAL REVENUES</b>	<b>350,600</b>	<b>662,101</b>	<b>311,501</b>
<b>EXPENDITURES</b>			
JUDICIAL			
Personnel costs	44,105	15,557	28,548
Operational costs	350,000	117,268	232,732
Supplies and materials	5,500	1,980	3,520
<b>TOTAL JUDICIAL</b>	<b>399,605</b>	<b>134,805</b>	<b>264,800</b>
<b>TOTAL EXPENDITURES</b>	<b>399,605</b>	<b>134,805</b>	<b>264,800</b>
<b>REVENUES OVER (UNDER) EXPENDITURES</b>	<b>\$ (49,005)</b>	<b>\$ 527,296</b>	<b>\$ 576,301</b>
Fund balance - beginning		135,032	
Fund balance - ending		<b>\$ 662,328</b>	

Bexar County, Texas  
SPECIAL REVENUE FUNDS  
SCHEDULE OF REVENUES, EXPENDITURES, AND CHANGES IN FUND  
BALANCE - BUDGET AND ACTUAL  
FIRE CODE FUND  
For Fiscal Year Ended September 30, 2022

	Final Budget	Actual Amount	Variance
<b>REVENUES</b>			
Other fees	\$ 2,000,000	\$ 3,958,330	\$ 1,958,330
Revenue from use of assets	30,000	26,782	26,782
<b>TOTAL REVENUES</b>	<b>2,030,000</b>	<b>4,015,112</b>	<b>1,985,112</b>
<b>EXPENDITURES</b>			
PUBLIC SAFETY			
Personnel costs	1,582,965	1,482,809	100,156
Remuneration for services	35,989	11,990	23,999
Operational costs	343,953	325,177	18,776
Supplies and materials	100,175	68,214	31,961
<b>TOTAL PUBLIC SAFETY</b>	<b>2,063,082</b>	<b>1,888,190</b>	<b>174,892</b>
CAPITAL EXPENDITURES	622,213	86,465	535,748
<b>TOTAL EXPENDITURES</b>	<b>2,685,295</b>	<b>1,974,655</b>	<b>710,640</b>
<b>REVENUES OVER (UNDER) EXPENDITURES</b>	<b>\$ (655,295)</b>	<b>2,040,457</b>	<b>\$ 2,695,752</b>
<b>OTHER FINANCING SOURCES (USES)</b>			
Interfund transfers out	(496,666)	(381,666)	(115,000)
<b>TOTAL OTHER FINANCING SOURCES (USES)</b>	<b>(496,666)</b>	<b>(381,666)</b>	<b>(115,000)</b>
<b>REVENUES OVER (UNDER) EXPENDITURES AND OTHER FINANCING (USES)</b>	<b>\$ (1,151,961)</b>	<b>1,658,791</b>	<b>\$ 2,580,752</b>
Fund balance - beginning		11,693,972	
Fund balance - ending		<b>\$ 13,352,763</b>	

Bexar County, Texas  
SPECIAL REVENUE FUNDS  
SCHEDULE OF REVENUES, EXPENDITURES, AND CHANGES IN FUND  
BALANCE - BUDGET AND ACTUAL  
LAW LIBRARY FUND

For Fiscal Year Ended September 30, 2022

	Final Budget	Actual Amount	Variance
<b>REVENUES</b>			
Court costs and fines	\$ 475,000	\$ 977,792	\$ 502,792
Revenue from use of assets	500	1,320	820
Sales, refunds, and miscellaneous	30,000	30,202	202
<b>TOTAL REVENUES</b>	<u>505,500</u>	<u>1,009,314</u>	<u>503,814</u>
<b>EXPENDITURES</b>			
JUDICIAL			
Personnel costs	406,717	358,678	48,039
Operational costs	296,762	293,759	3,003
Supplies and materials	99,063	98,942	121
<b>TOTAL JUDICIAL</b>	<u>802,542</u>	<u>751,379</u>	<u>51,163</u>
<b>TOTAL EXPENDITURES</b>	<u>802,542</u>	<u>751,379</u>	<u>51,163</u>
<b>REVENUES OVER (UNDER) EXPENDITURES</b>	<u>\$ (297,042)</u>	<u>257,935</u>	<u>\$ 554,977</u>
<b>OTHER FINANCING SOURCES (USES)</b>			
Interfund transfers in	225,280	225,280	-
<b>TOTAL OTHER FINANCING SOURCES (USES)</b>	<u>225,280</u>	<u>225,280</u>	<u>-</u>
<b>REVENUES AND OTHER SOURCES OVER (UNDER) EXPENDITURES AND OTHER FINANCING (USES)</b>	<u>\$ (71,762)</u>	<u>483,215</u>	<u>\$ 554,977</u>
Fund balance - beginning		<u>133,641</u>	
Fund balance - ending		<u>\$ 616,856</u>	

Bexar County, Texas  
SPECIAL REVENUE FUNDS  
SCHEDULE OF REVENUES, EXPENDITURES, AND CHANGES IN FUND  
BALANCE - BUDGET AND ACTUAL  
COUNTY WIDE COURT TECHNOLOGY FUND

For Fiscal Year Ended September 30, 2022

	Final Budget	Actual Amount	Variance
<b>REVENUES</b>			
Other fees	\$ 20,000	\$ 19,746	\$ (254)
Revenue from use of assets	300	583	283
<b>TOTAL REVENUES</b>	<u>20,300</u>	<u>20,329</u>	<u>29</u>
<b>EXPENDITURES</b>			
JUDICIAL			
Operational cost	12,928	12,928	-
Supplies and materials	5,932	-	5,932
<b>TOTAL JUDICIAL</b>	<u>18,860</u>	<u>12,928</u>	<u>5,932</u>
<b>TOTAL EXPENDITURES</b>	<u>18,860</u>	<u>12,928</u>	<u>5,932</u>
<b>REVENUES OVER (UNDER) EXPENDITURES</b>	<u>\$ 1,440</u>	<u>7,401</u>	<u>\$ 5,961</u>
Fund balance - beginning		<u>129,573</u>	
Fund balance - ending		<u>\$ 136,974</u>	

Bexar County, Texas  
SPECIAL REVENUE FUNDS  
SCHEDULE OF REVENUES, EXPENDITURES, AND CHANGES IN FUND  
BALANCE - BUDGET AND ACTUAL  
DISPUTE RESOLUTION FUND  
For Fiscal Year Ended September 30, 2022

	Final Budget	Actual Amount	Variance
<b>REVENUES</b>			
Court costs and fines	\$ 615,000	\$ 686,541	\$ 71,541
Revenue from use of assets	200	171	(29)
<b>TOTAL REVENUES</b>	<u>615,200</u>	<u>686,712</u>	<u>71,512</u>
<b>EXPENDITURES</b>			
<b>HEALTH AND PUBLIC WELFARE</b>			
Personnel costs	601,941	601,959	2
Remuneration for services	9,760	9,209	551
Operational costs	13,881	11,898	1,983
Supplies and materials	14,050	11,203	2,847
<b>TOTAL HEALTH AND PUBLIC WELFARE</b>	<u>639,632</u>	<u>634,249</u>	<u>5,383</u>
<b>TOTAL EXPENDITURES</b>	<u>639,632</u>	<u>634,249</u>	<u>5,383</u>
<b>REVENUES OVER (UNDER) EXPENDITURES</b>	<u>\$ (24,432)</u>	<u>\$ 52,463</u>	<u>\$ 76,895</u>
Fund balance - beginning		76,177	
Fund balance - ending		<u>\$ 128,640</u>	

Bexar County, Texas  
SPECIAL REVENUE FUNDS  
SCHEDULE OF REVENUES, EXPENDITURES, AND CHANGES IN FUND  
BALANCE - BUDGET AND ACTUAL  
JUSTICES OF PEACE SECURITY FUND  
For Fiscal Year Ended September 30, 2022

	Final Budget	Actual Amount	Variance
<b>REVENUES</b>			
Court costs and fines	\$ 20,000	\$ 28,342	\$ 8,342
Revenue from use of assets	1,500	3,099	1,599
<b>TOTAL REVENUES</b>	<u>21,500</u>	<u>31,441</u>	<u>9,941</u>
<b>EXPENDITURES</b>			
<b>JUDICIAL</b>			
Operational costs	2,835	2,835	-
<b>TOTAL JUDICIAL</b>	<u>2,835</u>	<u>2,835</u>	<u>-</u>
<b>PUBLIC SAFETY</b>			
Supplies and materials	10,372	10,372	-
<b>TOTAL PUBLIC SAFETY</b>	<u>-</u>	<u>10,372</u>	<u>10,372</u>
<b>CAPITAL EXPENDITURES</b>	<u>73,430</u>	<u>-</u>	<u>73,430</u>
<b>TOTAL EXPENDITURES</b>	<u>76,265</u>	<u>13,207</u>	<u>73,430</u>
<b>REVENUES OVER (UNDER) EXPENDITURES</b>	<u>\$ (54,765)</u>	<u>18,234</u>	<u>\$ 83,371</u>
Fund balance - beginning		680,252	
Fund balance - ending		<u>\$ 698,486</u>	

Bexar County, Texas

SPECIAL REVENUE FUNDS

SCHEDULE OF REVENUES, EXPENDITURES, AND CHANGES IN FUND  
BALANCE - BUDGET AND ACTUAL  
DOMESTIC RELATIONS FUND

For Fiscal Year Ended September 30, 2022

	Final Budget	Actual Amount	Variance
<b>REVENUES</b>			
Court costs and fines	\$ 290,000	\$ 159,949	\$ (130,051)
Revenue from use of assets	250	224	(26)
Sales, refunds, and miscellaneous	-	51,242	51,242
<b>TOTAL REVENUES</b>	<b>290,250</b>	<b>211,415</b>	<b>(78,835)</b>
<b>EXPENDITURES</b>			
HEALTH AND PUBLIC WELFARE			
Personnel costs	354,826	354,822	4
Remuneration for services	4,571	4,568	3
Operational costs	156,470	127,295	29,175
Supplies and materials	600	165	435
<b>TOTAL HEALTH AND PUBLIC WELFARE</b>	<b>516,467</b>	<b>486,850</b>	<b>29,617</b>
<b>TOTAL EXPENDITURES</b>	<b>516,467</b>	<b>486,850</b>	<b>29,617</b>
REVENUES OVER (UNDER) EXPENDITURES	\$ (226,217)	(275,435)	\$ (49,218)
<b>OTHER FINANCING SOURCES (USES)</b>			
Interfund transfers in	219,634	282,268	62,634
Interfund transfers out	(7,608)	(6,832)	776
<b>TOTAL OTHER FINANCING SOURCES (USES)</b>	<b>212,026</b>	<b>275,436</b>	<b>63,410</b>
REVENUES AND OTHER FINANCING SOURCES OVER (UNDER) EXPENDITURES AND OTHER FINANCING (USES)	\$ (14,191)	1	\$ 14,192
Fund balance - beginning		2	
Fund balance - ending		3	

Bexar County, Texas

SPECIAL REVENUE FUNDS

SCHEDULE OF REVENUES, EXPENDITURES, AND CHANGES IN FUND  
BALANCE - BUDGET AND ACTUAL  
DRUG COURT PROGRAM FUND

For Fiscal Year Ended September 30, 2022

	Final Budget	Actual Amount	Variance
<b>REVENUES</b>			
Other fees	\$ 15,000	\$ 6,329	\$ (8,671)
Revenue from use of assets	-	31	31
<b>TOTAL REVENUES</b>	<b>15,000</b>	<b>6,360</b>	<b>(8,640)</b>
<b>EXPENDITURES</b>			
JUDICIAL			
Personnel costs	84,010	84,010	-
<b>TOTAL JUDICIAL</b>	<b>84,010</b>	<b>84,010</b>	<b>-</b>
<b>TOTAL EXPENDITURES</b>	<b>84,010</b>	<b>84,010</b>	<b>-</b>
REVENUES OVER (UNDER) EXPENDITURES	\$ (69,010)	(77,650)	\$ (8,640)
<b>OTHER FINANCING SOURCES (USES)</b>			
Interfund transfers in	60,506	77,550	17,044
<b>TOTAL OTHER FINANCING SOURCES (USES)</b>	<b>60,506</b>	<b>77,550</b>	<b>17,044</b>
REVENUES AND OTHER SOURCES OVER (UNDER) EXPENDITURES AND OTHER FINANCING (USES)	\$ (8,504)	(100)	\$ 8,404
Fund balance - beginning		-	
Fund balance - ending		(100)	

Bexar County, Texas  
SPECIAL REVENUE FUNDS  
SCHEDULE OF REVENUES, EXPENDITURES, AND CHANGES IN FUND  
BALANCE - BUDGET AND ACTUAL  
FAMILY PROTECTION FEE  
For Fiscal Year Ended September 30, 2022

	Final Budget	Actual Amount	Variance
<b>REVENUES</b>			
Court costs and fines	\$ 100,000	\$ 25,894	\$ (74,106)
Sales, refunds, and miscellaneous	-	64	64
TOTAL REVENUES	<u>100,000</u>	<u>25,958</u>	<u>(74,042)</u>
<b>EXPENDITURES</b>			
JUDICIAL	-	-	-
TOTAL JUDICIAL	-	-	-
TOTAL EXPENDITURES	-	-	-
REVENUES OVER (UNDER) EXPENDITURES	<u>\$ 100,000</u>	<u>25,958</u>	<u>\$ (74,042)</u>
<b>OTHER FINANCING SOURCES (USES)</b>			
Interfund transfers out	(100,000)	(41,419)	(58,581)
TOTAL OTHER FINANCING SOURCES (USES)	<u>(100,000)</u>	<u>(41,419)</u>	<u>(58,581)</u>
REVENUES OVER (UNDER) EXPENDITURES AND OTHER FINANCING (USES)	<u>\$ -</u>	<u>(15,461)</u>	<u>\$ (15,461)</u>
Fund balance - beginning		15,461	
Fund balance - ending		<u>\$ -</u>	

Bexar County, Texas  
SPECIAL REVENUE FUNDS  
SCHEDULE OF REVENUES, EXPENDITURES, AND CHANGES IN FUND  
BALANCE - BUDGET AND ACTUAL  
DISTRICT COURT RECORDS TECHNOLOGY FUND  
For Fiscal Year Ended September 30, 2022

	Final Budget	Actual Amount	Variance
<b>REVENUES</b>			
Court costs and fines	\$ 255,000	\$ 72,577	\$ (182,423)
Revenue from use of assets	400	521	121
TOTAL REVENUES	<u>255,400</u>	<u>73,098</u>	<u>(182,302)</u>
<b>EXPENDITURES</b>			
JUDICIAL			
Operational costs	300,000	285,907	14,093
TOTAL JUDICIAL	<u>300,000</u>	<u>285,907</u>	<u>14,093</u>
TOTAL EXPENDITURES	<u>300,000</u>	<u>285,907</u>	<u>14,093</u>
REVENUES OVER (UNDER) EXPENDITURES	<u>\$ (44,600)</u>	<u>(212,809)</u>	<u>\$ (168,209)</u>
<b>OTHER FINANCING SOURCES (USES)</b>			
Interfund transfers in	-	122,228	122,228
Total OTHER FINANCING SOURCES (USES)	<u>-</u>	<u>122,228</u>	<u>122,228</u>
REVENUES AND OTHER SOURCES OVER (UNDER) EXPENDITURES AND OTHER FINANCING (USES)	<u>\$ (44,600)</u>	<u>(90,581)</u>	<u>\$ (45,981)</u>
Fund balance - beginning		90,582	
Fund balance - ending		<u>\$ 1</u>	

Bexar County, Texas  
SPECIAL REVENUE FUNDS  
SCHEDULE OF REVENUES, EXPENDITURES, AND CHANGES IN FUND  
BALANCE - BUDGET AND ACTUAL  
JUVENILE CASE MANAGER FUND  
For Fiscal Year Ended September 30, 2022

	Final Budget	Actual Amount	Variance
<b>REVENUES</b>			
Court costs and fines	\$ 80,000	\$ 91,409	\$ 11,409
Revenue from use of assets	50	56	6
<b>TOTAL REVENUES</b>	<u>80,050</u>	<u>91,465</u>	<u>11,415</u>
<b>EXPENDITURES</b>			
PUBLIC SAFETY			
Operational costs	91,411	91,410	1
<b>TOTAL PUBLIC SAFETY</b>	<u>91,411</u>	<u>91,410</u>	<u>1</u>
<b>TOTAL EXPENDITURES</b>	<u>91,411</u>	<u>91,410</u>	<u>1</u>
REVENUES OVER (UNDER) EXPENDITURES	<u>\$ (11,361)</u>	<u>55</u>	<u>\$ 11,416</u>
Fund balance - beginning		11,206	
Fund balance - ending		<u>\$ 11,261</u>	

Bexar County, Texas  
SPECIAL REVENUE FUNDS  
SCHEDULE OF REVENUES, EXPENDITURES, AND CHANGES IN FUND  
BALANCE - BUDGET AND ACTUAL  
TECHNOLOGY IMPROVEMENT FUND  
For Fiscal Year Ended September 30, 2022

	Final Budget	Actual Amount	Variance
<b>REVENUES</b>			
Other fees	\$ 1,177,939	\$ 1,054,560	\$ (123,379)
Sales, refunds, and miscellaneous	20,000	16,560	(3,440)
<b>TOTAL REVENUES</b>	<u>1,197,939</u>	<u>1,071,120</u>	<u>(127,019)</u>
<b>EXPENDITURES</b>			
GENERAL GOVERNMENT			
Operational costs	200	197	3
Supplies and materials	1,291,106	1,253,560	37,546
<b>TOTAL GENERAL GOVERNMENT</b>	<u>1,291,306</u>	<u>1,253,757</u>	<u>37,549</u>
JUDICIAL			
Supplies and materials	379,454	311,386	68,068
<b>TOTAL JUDICIAL</b>	<u>379,454</u>	<u>311,386</u>	<u>68,068</u>
PUBLIC SAFETY			
Supplies and materials	641,587	484,105	157,482
<b>TOTAL PUBLIC SAFETY</b>	<u>641,587</u>	<u>484,105</u>	<u>157,482</u>
EDUCATION AND RECREATION			
Supplies and materials	59,618	32,274	27,344
<b>TOTAL EDUCATION AND RECREATION</b>	<u>59,618</u>	<u>32,274</u>	<u>27,344</u>
PUBLIC WORKS			
Supplies and materials	2,878	1,723	1,155
<b>TOTAL PUBLIC WORKS</b>	<u>2,878</u>	<u>1,723</u>	<u>1,155</u>
HEALTH AND PUBLIC WELFARE			
Supplies and materials	79,144	61,560	17,584
<b>TOTAL HEALTH AND PUBLIC WELFARE</b>	<u>79,144</u>	<u>61,560</u>	<u>17,584</u>
<b>TOTAL EXPENDITURES</b>	<u>2,453,987</u>	<u>2,144,805</u>	<u>309,182</u>
REVENUES OVER (UNDER) EXPENDITURES	<u>\$ (1,256,048)</u>	<u>(1,073,885)</u>	<u>(182,163)</u>

(continued)

Bexar County, Texas  
SPECIAL REVENUE FUNDS  
SCHEDULE OF REVENUES, EXPENDITURES, AND CHANGES IN FUND  
BALANCE - BUDGET AND ACTUAL  
TECHNOLOGY IMPROVEMENT FUND  
For Fiscal Year Ended September 30, 2022

	Final Budget	Actual Amount	Variance
<b>OTHER FINANCING SOURCES (USES)</b>			
Interfund transfers out	\$ 998,300	\$ 998,300	\$ -
Interfund transfers out	(80,000)	(80,000)	-
<b>TOTAL OTHER FINANCING SOURCES (USES)</b>	<u>918,300</u>	<u>918,300</u>	<u>-</u>
<b>REVENUES AND OTHER FINANCING SOURCES OVER (UNDER) EXPENDITURES AND OTHER FINANCING (USES)</b>	<u>\$ (337,748)</u>	<u>(155,585)</u>	<u>\$ 182,163</u>
Fund balance - beginning		749,349	
Fund balance - ending		<u>\$ 593,764</u>	

Bexar County, Texas  
SPECIAL REVENUE FUNDS  
SCHEDULE OF REVENUES, EXPENDITURES, AND CHANGES IN FUND  
BALANCE - BUDGET AND ACTUAL  
STORMWATER MITIGATION FUND  
For Fiscal Year Ended September 30, 2022

	Final Budget	Actual Amount	Variance
<b>REVENUES</b>			
Other fees	\$ 2,930,000	\$ 3,470,064	\$ 540,064
Revenue from use of assets	26,000	45,406	19,406
Sales, refunds, and miscellaneous	-	35	35
<b>TOTAL REVENUES</b>	<u>2,956,000</u>	<u>3,515,505</u>	<u>559,505</u>
<b>EXPENDITURES</b>			
<b>PUBLIC WORKS</b>			
Personnel costs	1,645,555	1,640,460	5,095
Remuneration for services	15,603	12,884	2,719
Operational costs	1,381,941	942,539	439,402
Supplies and materials	64,712	63,396	1,316
<b>TOTAL PUBLIC WORKS</b>	<u>3,107,811</u>	<u>2,659,279</u>	<u>448,532</u>
<b>CAPITAL EXPENDITURES</b>	<u>226,146</u>	<u>137,412</u>	<u>88,734</u>
<b>TOTAL EXPENDITURES</b>	<u>3,333,957</u>	<u>2,796,691</u>	<u>537,266</u>
<b>REVENUES OVER (UNDER) EXPENDITURES</b>	<u>\$ (377,957)</u>	<u>718,814</u>	<u>\$ 1,096,771</u>
Fund balance - beginning		8,883,808	
Fund balance - ending		<u>\$ 9,602,622</u>	

Bexar County, Texas  
**SPECIAL REVENUE FUNDS**  
**SCHEDULE OF REVENUES, EXPENDITURES, AND CHANGES IN FUND**  
**BALANCE - BUDGET AND ACTUAL**  
**DISTRICT ATTORNEY PROGRAMS FUND**  
**For Fiscal Year Ended September 30, 2022**

	Final Budget	Actual Amount	Variance
<b>REVENUES</b>			
Intergovernmental revenue	\$ -	\$ 22,500	\$ 22,500
Court costs and fines	-	36,539	36,539
Other fees	150,000	213,062	63,062
Revenue from use of assets	550	292	(258)
Sales, refunds and miscellaneous	-	2,375	2,375
<b>TOTAL REVENUES</b>	<u>150,550</u>	<u>274,766</u>	<u>124,218</u>
<b>EXPENDITURES</b>			
<b>JUDICIAL</b>			
Personnel costs	452,563	452,563	-
Operational costs	4,000	4,000	-
Supplies and materials	-	9,549	(9,549)
<b>TOTAL JUDICIAL</b>	<u>456,563</u>	<u>466,112</u>	<u>(9,549)</u>
<b>TOTAL EXPENDITURES</b>	<u>456,563</u>	<u>466,112</u>	<u>(9,549)</u>
<b>REVENUES OVER (UNDER) EXPENDITURES</b>	<u>\$ (306,013)</u>	<u>(191,344)</u>	<u>\$ 114,669</u>
<b>OTHER FINANCING SOURCES (USES)</b>			
Interfund transfers in	-	275,030	275,030
<b>TOTAL OTHER FINANCING SOURCES (USES)</b>	<u>-</u>	<u>275,030</u>	<u>275,030</u>
<b>REVENUES AND OTHER FINANCING SOURCES OVER (UNDER) EXPENDITURES AND OTHER FINANCING (USES)</b>	<u>\$ (306,013)</u>	<u>83,686</u>	<u>\$ 389,699</u>
Fund balance - beginning		146,454	
Fund balance - ending		<u>\$ 230,140</u>	




Photo by Adnan Ahmetovic



# NON MAJOR ENTERPRISE FUNDS

## PROPRIETARY FUND TYPE

**ENTERPRISE FUNDS** – are established to account for operations that are financed and operated in a manner similar to private business enterprises where the intent of the governing body is that the costs (expenses, including depreciation) of providing the goods or services to the general public on a continuing basis be financed or recovered primarily through user charges.

**SHERIFF'S COMMISSARY FUND** – This fund is used to account for the operation of a commissary for jail inmates. The Commissary is funded primarily through profits on sales of commissary items to inmates.

**PARKING FACILITIES FUND** – This fund is used to account for the operation and maintenance of parking facilities. The facilities are intended to be financed primarily through user charges.

**FIRING RANGE FUND** – This fund is used to account for the operation and maintenance of the firing range. The facilities are intended to be financed primarily through user charges.



This page intentionally  
left blank

Bear County, Texas  
COMBINING STATEMENT OF NET POSITION  
NONMAJOR ENTERPRISE FUNDS  
September 30, 2022

	Sheriff's Commissary	Parking Facilities	Firing Range	Total
<b>ASSETS</b>				
Current assets:				
Cash and cash equivalents	\$ 878,701	\$ 245,015	\$ 28,017	\$ 1,151,733
Investments	6,131,163	1,625,521	195,501	7,952,185
Receivables:				
Leases	-	2,100,768	-	2,100,768
Accrued interest	-	1,426	-	1,426
<b>TOTAL CURRENT ASSETS</b>	<b>7,009,864</b>	<b>3,972,730</b>	<b>223,518</b>	<b>11,206,112</b>
Noncurrent assets:				
Net pension asset	222,136	61,113	17,042	300,291
Capital assets:				
Equipment	1,004,458	-	-	1,004,458
Reference library	38,960	-	-	38,960
Less: Accumulated depreciation	(748,192)	-	-	(748,192)
<b>TOTAL NONCURRENT ASSETS</b>	<b>517,362</b>	<b>61,113</b>	<b>17,042</b>	<b>595,517</b>
<b>TOTAL ASSETS</b>	<b>7,527,226</b>	<b>4,033,843</b>	<b>240,560</b>	<b>11,801,629</b>
<b>DEFERRED OUTFLOWS OF RESOURCES</b>				
Pension	363,453	99,995	27,884	491,332
<b>TOTAL DEFERRED OUTFLOWS OF RESOURCES</b>	<b>\$ 363,453</b>	<b>\$ 99,995</b>	<b>\$ 27,884</b>	<b>\$ 491,332</b>

	Sheriff's Commissary	Parking Facilities	Firing Range	Total
<b>LIABILITIES</b>				
Current liabilities:				
Accounts payable	\$ 460,371	\$ 89,182	\$ 56,133	\$ 605,686
Accrued liabilities	89,795	33,128	8,038	130,961
Due to other governmental units	-	17,853	-	17,853
<b>TOTAL CURRENT LIABILITIES</b>	<b>550,166</b>	<b>140,163</b>	<b>64,171</b>	<b>754,500</b>
<b>TOTAL LIABILITIES</b>	<b>550,166</b>	<b>140,163</b>	<b>64,171</b>	<b>754,500</b>
<b>DEFERRED INFLOWS OF RESOURCES</b>				
Pension	863,604	237,594	66,254	1,167,452
Leases	-	2,067,090	-	2,067,090
<b>TOTAL DEFERRED INFLOWS OF RESOURCES</b>	<b>863,604</b>	<b>2,304,684</b>	<b>66,254</b>	<b>3,234,542</b>
<b>NET POSITION</b>				
Net investment in capital assets	295,226	-	-	295,226
Restricted for debt service and construction	6,181,683	1,688,991	138,019	8,008,693
Unrestricted	\$ 6,476,909	\$ 1,688,991	\$ 138,019	\$ 8,303,919
<b>TOTAL NET POSITION</b>	<b>\$ 6,476,909</b>	<b>\$ 1,688,991</b>	<b>\$ 138,019</b>	<b>\$ 8,303,919</b>

176

Bear County, Texas  
COMBINING STATEMENT OF REVENUES, EXPENSES, AND  
CHANGES IN NET POSITION - NONMAJOR ENTERPRISE FUNDS  
For Fiscal Year Ended September 30, 2022

	Sheriff's Commissary	Parking Facilities	Firing Range	Total
<b>OPERATING REVENUES</b>				
Commissary sales	\$ 7,650,433	\$ -	\$ -	\$ 7,650,433
Leases	-	187,917	-	187,917
User fees	-	1,731,769	32,398	1,764,167
Other income	-	737	62	799
<b>TOTAL OPERATING REVENUES</b>	<b>7,650,433</b>	<b>1,920,423</b>	<b>32,460</b>	<b>9,603,316</b>
<b>OPERATING EXPENSES</b>				
Personnel costs	1,403,882	416,293	75,012	1,895,187
Purchased services	3,919,873	310,570	9,630	4,240,073
Supplies	189,550	60,842	7,334	257,726
Repairs and maintenance	13,943	65,387	72,767	152,097
Depreciation and amortization	66,440	-	-	66,440
<b>TOTAL OPERATING EXPENSES</b>	<b>5,593,688</b>	<b>853,092</b>	<b>164,743</b>	<b>6,611,523</b>
Operating income (loss)	2,056,745	1,067,331	(132,283)	2,991,793
<b>NON-OPERATING REVENUES (EXPENSES)</b>				
Investment income	26,578	27,842	1,109	55,529
<b>TOTAL NON-OPERATING REVENUES</b>	<b>26,578</b>	<b>27,842</b>	<b>1,109</b>	<b>55,529</b>
Income (loss) before transfers	2,083,323	1,095,173	(131,174)	3,047,322
Interfund transfers in	-	-	269,192	269,192
Interfund transfers out	-	(548,150)	-	(548,150)
<b>TOTAL TRANSFERS</b>	<b>-</b>	<b>(548,150)</b>	<b>269,192</b>	<b>(278,958)</b>
Changes in net position	2,083,323	547,023	138,018	2,768,364
Total net position-beginning	4,393,586	1,141,968	1	5,535,555
<b>Total net position-ending</b>	<b>\$ 6,476,909</b>	<b>\$ 1,688,991</b>	<b>\$ 138,019</b>	<b>\$ 8,303,919</b>

177

Bexar County, Texas  
**COMBINING STATEMENT OF CASH FLOWS**  
**NONMAJOR ENTERPRISE FUNDS**  
For the Year Ended September 30, 2022

	Sheriff's Commissary	Parking Facilities	Firing Range	Total
<b>Reconciliation of operating income (loss) to net cash provided (used) for operating activities:</b>				
Operating income (loss)	\$ 2,056,745	\$ 1,067,331	\$ (132,283)	\$ 2,991,793
Adjustments to reconcile operating income (loss) to net cash provided (used) for operating activities:				
Depreciation expense	66,440	-	-	66,440
Change in net position:				
(Increase) in accounts receivable	767,573	31,956	-	799,529
(Increase) in lease receivable and related deferred inflows of resources	(174,892)	(33,678)		(33,678)
(Increase) in accrued liabilities	(3,348)	11,155	54,640	(109,097)
(Decrease) in net pension liability and related deferred outflows and inflows of resources	(263,591)	(722)	(4,458)	(8,528)
Increase in due to other governmental units	(7,595)	(45,574)	(36,366)	(345,531)
Net cash provided (used) for operating activities	\$ 2,448,927	\$ 1,038,063	\$ (118,467)	\$ 3,368,523

**Reconciliation of cash and cash equivalents on Statement of Cash Flows to Statement of Net Position**  
Cash and cash equivalents  
Cash and cash equivalents

\$ 878,701	\$ 245,015	\$ 28,017	\$ 1,151,733
\$ 878,701	\$ 245,015	\$ 28,017	\$ 1,151,733

Bexar County, Texas  
**COMBINING STATEMENT OF CASH FLOWS**  
**NONMAJOR ENTERPRISE FUNDS**  
For Fiscal Year Ended September 30, 2022

	Sheriff's Commissary	Parking Facilities	Firing Range	Total
<b>CASH FLOWS FROM OPERATING ACTIVITIES</b>				
Cash received for commissary sales	\$ 8,418,006	\$ -	\$ -	\$ 8,418,006
Cash received for parking fees	1,918,701	-	-	1,918,701
Cash received for firing range fees	-	32,460	-	32,460
Cash received from other governmental units	-	7,595	-	7,595
Payments to suppliers	(4,307,849)	(427,455)	(38,815)	(4,774,119)
Payments to employees for services	(1,661,230)	(460,778)	(112,112)	(2,234,120)
Net cash provided (used) for operating activities	2,448,927	1,038,063	(118,467)	3,368,523
<b>CASH FLOWS FROM NONCAPITAL FINANCING ACTIVITIES</b>				
Transfer from other funds	-	-	269,192	269,192
Net cash provided by noncapital financing activities	-	-	269,192	269,192
<b>CASH FLOWS FROM CAPITAL AND RELATED FINANCING ACTIVITIES</b>				
Transfer to other funds	-	(548,150)	-	(548,150)
Purchase of capital assets	(209,246)	-	-	(209,246)
Net cash (used) for capital and related financing activities	(209,246)	(548,150)	-	(757,396)
<b>CASH FLOWS FROM INVESTING ACTIVITIES</b>				
Investment purchases	(4,501,409)	(1,164,398)	(185,258)	(5,851,065)
Investment earnings	26,578	1,109	-	27,687
Net cash (used) by investing activities	(4,474,831)	(1,137,682)	(184,149)	(5,796,662)
Net (Decrease) in cash and cash equivalents	(2,235,150)	(648,069)	(33,424)	(2,916,643)
Cash and cash equivalents - beginning of year	3,113,851	893,084	61,441	4,068,376
Cash and cash equivalents - end of year	\$ 878,701	\$ 245,015	\$ 28,017	\$ 1,151,733



This page intentionally  
left blank

**PROPRIETARY FUND TYPE**

**INTERNAL SERVICE FUNDS** - are established to account for the financing of goods or services provided by one department to other departments of the County on a cost-reimbursement basis.

**FLEET MAINTENANCE FUND** - to account for the maintenance of County vehicles.

**OTHER POST EMPLOYMENT BENEFITS FUND** - to account for revenues and expenses related to retirement benefits for retirees and their beneficiaries.

**SELF-INSURANCE FUND** - to account for the receipt of insurance premiums collected from employees and various funds as well as the expense for services and expenses.

**RECORDS MANAGEMENT CENTER FUND** - to account for the expenses of the records management center facility.

**PRINT SHOP** - to account for the expenses of the print shop.

**I N T E R N A L   S E R V I C E   F U N D S**

Brewer County, Texas  
INTERNAL SERVICE FUNDS  
COMBINING STATEMENT OF REVENUES, EXPENSES, AND CHANGES IN FUND NET POSITION  
For Fiscal Year Ended September 30, 2022

Brewer County, Texas  
INTERNAL SERVICE FUNDS  
COMBINING STATEMENT OF NET POSITION  
September 30, 2022

	Fleet Maintenance	Other Post Employment Benefits	Self Insurance	Records Management Center	Print Shop	Total
<b>ASSETS</b>						
Current assets:						
Cash and cash equivalents	\$ 1,016,502	\$ 852,008	\$ 12,027,543	\$ 144,739	\$ 336,433	\$ 14,337,225
Investments	-	5,944,916	-	-	-	5,944,916
Inventories	17,057	-	-	-	-	17,057
Deposits	1,958	-	10,000	-	-	11,958
Prepaid insurance	1,053,317	6,796,924	12,037,543	144,739	336,433	20,341,156
Noncurrent assets						
Net pension asset	125,840	-	71,279	26,396	37,541	261,056
Capital assets:						
Buildings and improvements	-	-	125,708	38,995	-	164,703
Equipment	-	44,625	1,087,589	(1,069,913)	-	1,132,214
Less: Accumulated depreciation	-	(45,317)	(1,069,913)	-	-	(1,115,230)
<b>TOTAL NONCURRENT ASSETS</b>	<b>125,840</b>	<b>196,292</b>	<b>196,292</b>	<b>83,067</b>	<b>37,541</b>	<b>442,743</b>
<b>TOTAL ASSETS</b>	<b>1,161,357</b>	<b>6,796,924</b>	<b>12,233,838</b>	<b>227,806</b>	<b>363,974</b>	<b>20,783,899</b>
<b>DEFERRED OUTFLOWS OF RESOURCES</b>						
Pension	205,897	-	116,626	43,190	61,422	427,135
OPEB	-	38,261,648	-	-	-	38,261,648
<b>TOTAL DEFERRED OUTFLOWS OF RESOURCES</b>	<b>205,897</b>	<b>38,261,648</b>	<b>116,626</b>	<b>43,190</b>	<b>61,422</b>	<b>38,688,783</b>
<b>LIABILITIES</b>						
Current liabilities:						
Accounts payable	\$ 184,966	-	\$ 132,284	\$ 8,015	\$ 4,158	\$ 366,423
Claims payable	6,781	-	8,416,933	-	-	8,423,714
Accrued liabilities	252,779	-	96,206	16,531	177,349	357,899
<b>TOTAL CURRENT LIABILITIES</b>	<b>444,526</b>	<b>-</b>	<b>8,645,423</b>	<b>24,546</b>	<b>181,507</b>	<b>9,296,002</b>
Noncurrent liabilities						
Advance from other funds	110,000	-	-	-	-	110,000
Net pension liability	-	-	-	-	-	-
Claims payable	-	-	1,559,480	-	-	1,559,480
OPEB obligation	110,000	187,440,419	12,594,800	-	-	197,440,419
<b>TOTAL NONCURRENT LIABILITIES</b>	<b>220,000</b>	<b>187,440,419</b>	<b>12,594,800</b>	<b>-</b>	<b>-</b>	<b>199,995,219</b>
<b>TOTAL LIABILITIES</b>	<b>664,526</b>	<b>187,440,419</b>	<b>10,004,903</b>	<b>24,546</b>	<b>181,507</b>	<b>199,791,514</b>
<b>DEFERRED INFLOWS OF RESOURCES</b>						
Pension	489,236	-	277,115	102,624	145,948	1,014,923
OPEB	489,236	56,132,771	-	-	-	56,621,707
<b>TOTAL DEFERRED INFLOWS OF RESOURCES</b>	<b>978,472</b>	<b>56,132,771</b>	<b>277,115</b>	<b>102,624</b>	<b>145,948</b>	<b>57,147,604</b>
<b>NET POSITION</b>						
Net investment in capital assets	-	-	125,016	56,671	-	181,687
Unrestricted	515,239	(198,214,618)	1,943,430	87,155	60,941	(196,607,853)
<b>TOTAL NET POSITION</b>	<b>\$ 515,239</b>	<b>\$ (198,214,618)</b>	<b>\$ 2,068,446</b>	<b>\$ 143,826</b>	<b>\$ 60,941</b>	<b>\$ (196,436,166)</b>

Brewer County, Texas  
INTERNAL SERVICE FUNDS  
COMBINING STATEMENT OF REVENUES, EXPENSES, AND CHANGES IN FUND NET POSITION  
For Fiscal Year Ended September 30, 2022

	Fleet Maintenance	Other Post Employment Benefits	Self Insurance	Records Management Center	Print Shop	Total
<b>OPERATING REVENUES</b>						
Premiums	\$ -	\$ 3,748,872	\$ 64,081,221	\$ -	\$ -	\$ 67,830,093
Records management storage fees	-	-	-	200,000	-	200,000
Employee clinic fees	-	-	9,745	-	-	9,745
Fleet maintenance sales	1,102,580	-	-	-	-	1,102,580
User Fees	-	-	-	-	145,917	145,917
Other income	324	-	1,307,070	20,102	3,316	1,330,812
<b>TOTAL OPERATING REVENUES</b>	<b>1,102,904</b>	<b>3,748,872</b>	<b>65,398,056</b>	<b>220,102</b>	<b>149,233</b>	<b>70,616,914</b>
<b>OPERATING EXPENSES</b>						
Administrative fees	-	524,477	4,206,811	-	-	4,731,288
Claims expenses	-	6,118,364	60,893,682	-	-	67,012,046
Insurance expenses	-	-	603,227	-	-	603,227
OPEB costs	-	829,371	-	-	-	829,371
Personnel costs	827,600	-	523,284	183,022	234,482	1,759,288
Rent and utilities	18,249	-	-	66,277	-	84,526
Purchased services	61,985	-	203,813	40,153	272,988	578,939
Supplies	35,236	-	38,436	18,312	62,211	154,095
Repairs and maintenance	14,378	-	1,785	17,526	-	33,689
Depreciation and amortization	-	-	10,748	52,940	-	63,688
<b>TOTAL OPERATING EXPENSES</b>	<b>957,448</b>	<b>7,472,212</b>	<b>66,481,686</b>	<b>379,130</b>	<b>559,681</b>	<b>75,850,157</b>
Operating income (loss)	145,456	(3,723,340)	(1,083,630)	(159,028)	(410,448)	(5,231,010)
<b>NON-OPERATING REVENUES (EXPENSES)</b>						
Investment income	-	32,985	-	-	-	32,985
<b>TOTAL NON-OPERATING REVENUES</b>	<b>-</b>	<b>32,985</b>	<b>-</b>	<b>-</b>	<b>-</b>	<b>32,985</b>
Income (loss) before transfers	145,456	(3,690,355)	(1,083,630)	(159,028)	(410,448)	(5,198,025)
Interfund transfers in	-	10,523,864	5,063,918	-	471,389	16,059,171
Interfund transfers out	-	-	-	-	-	-
<b>TOTAL TRANSFERS</b>	<b>-</b>	<b>10,523,864</b>	<b>5,063,918</b>	<b>-</b>	<b>471,389</b>	<b>16,059,171</b>
Changes in net position	145,456	6,833,509	3,980,288	(159,028)	60,941	10,861,146
Total net position-beginning	369,783	(205,648,127)	(1,911,822)	302,854	-	(206,287,312)
<b>Total net position-ending</b>	<b>\$ 515,239</b>	<b>\$ (198,214,618)</b>	<b>\$ 2,068,446</b>	<b>\$ 143,826</b>	<b>\$ 60,941</b>	<b>\$ (196,436,166)</b>

**Brewer County, Texas**  
**COMBINING STATEMENT OF CASH FLOWS**  
**INTERNAL SERVICE FUNDS**  
 For Fiscal Year Ended September 30, 2022

	Fleet Maintenance	OPFB	Self- Insurance	Research Management Center	Print Shop	Total
<b>CASH FLOWS FROM OPERATING ACTIVITIES</b>						
Cash received for premiums	\$ -	\$ 3,748,872	\$ 65,388,291	\$ -	\$ -	\$ 69,137,163
Cash received for employee clinic fees	-	-	9,745	-	-	9,745
Cash received for fleet maintenance services	1,102,904	-	-	-	-	1,102,904
Cash received for management storage	-	-	-	230,102	-	230,102
Cash received for print shop	-	-	-	-	149,233	149,233
Sale of inventory	94,166	(524,477)	(49,783,356)	-	-	(50,133,667)
Payments to vendors, suppliers, and contractors	(907,523)	(61,183,864)	(644,446)	(158,791)	(307,463)	(5,969,087)
Payments to employees for services	-	(61,183,864)	(644,446)	(194,565)	(259,441)	(1,965,975)
Claims paid	-	(2,895,969)	(2,862,323)	(133,254)	-	(6,891,556)
Net cash provided (used) by operating activities	289,547	(2,895,969)	(2,862,323)	(133,254)	(417,671)	(3,817,670)
<b>CASH FLOWS FROM NONCAPITAL FINANCING ACTIVITIES</b>						
Transfers from other funds	-	9,657,908	5,063,918	-	471,389	15,193,215
Net cash provided by noncapital financing activities	-	9,657,908	5,063,918	-	471,389	15,193,215
<b>CASH FLOWS FROM CAPITAL FINANCING ACTIVITIES</b>						
Purchase of capital assets	-	-	(44,625)	(18,995)	-	(63,620)
Net cash (used) by capital financing activities	-	-	(44,625)	(18,995)	-	(63,620)
<b>CASH FLOWS FROM INVESTING ACTIVITIES</b>						
Investment purchases	-	(5,944,916)	-	-	60,728	(5,944,916)
Investment sales	-	32,985	-	-	60,728	32,985
Net cash provided (used) by investing activities	-	(5,911,931)	-	-	60,728	(5,888,200)
Net increase in cash and cash equivalents	289,547	852,008	2,356,970	(172,249)	114,446	3,440,722
Cash and cash equivalents - beginning of year	726,995	-	9,670,573	316,988	211,987	10,926,503
Cash and cash equivalents - end of year	\$ 1,016,502	\$ 852,008	\$ 12,027,543	\$ 144,739	\$ 326,433	\$ 14,367,225

**Brewer County, Texas**  
**COMBINING STATEMENT OF CASH FLOWS**  
**INTERNAL SERVICE FUNDS**  
 For Fiscal Year Ended September 30, 2022

	Fleet Maintenance	OPFB	Self- Insurance	Research Management Center	Print Shop	Total
<b>Reconciliation of operating income (loss) to net cash provided (used) by operating activities:</b>						
Operating income (loss)	\$ 145,456	(3,723,340)	(1,083,650)	(159,028)	(410,448)	(5,231,010)
Adjustments to reconcile operating income (loss) to net cash provided (used) for operating activities:						
Depreciation expense	-	-	10,748	52,940	-	63,688
Change in net positions:						
Increase in investments	59,602	-	-	-	-	59,602
Decrease in receivables	80	-	-	-	-	80
Increase (decrease) in accounts payable	114,619	-	(7,227)	(1,243)	29,313	135,462
Increase (decrease) in claims payable	-	-	(1,643,875)	-	-	(1,643,875)
Increase in OPEB obligation and related deferred outflows and inflows of resources	-	829,371	-	-	-	829,371
Increase (decrease) in accrued liabilities	54,270	-	89,649	(14,743)	(1,270)	127,906
(Decrease) in net pension liability and related deferred outflows and inflows of resources	(84,280)	-	(27,965)	(11,180)	(52,586)	(155,991)
Net cash provided (used) by operating activities	\$ 289,547	\$ (2,895,969)	\$ (2,862,323)	\$ (133,254)	\$ (417,671)	\$ (3,817,670)
<b>Reconciliation of cash and cash equivalents on Statement of Cash Flows to Statement of Net Position</b>						
Cash and cash equivalents	\$ 1,016,502	\$ 852,008	\$ 12,027,543	\$ 144,739	\$ 326,433	\$ 14,367,225
Cash and cash equivalents	\$ 1,016,502	\$ 852,008	\$ 12,027,543	\$ 144,739	\$ 326,433	\$ 14,367,225



This page intentionally  
left blank

# F I D U C I A R Y F U N D S

## FIDUCIARY FUND TYPE

**FIDUCIARY FUNDS** – are used to account for assets held by the County as an agent for individuals, private organizations, and other governments.

**SECONDARY RECIPIENT GRANTS FUND** – to account for the receipt and disbursement of grant funds for which the County serves only as a conduit.

**OFFICERS' SPECIAL FUNDS** – to account for the receipt and disbursement of funds held by various County officers pending disposition.

**CLERKS' TRUST FUNDS** – to account for funds held in the registry of the courts by the County Clerk and District Clerk pending a court order directing payment.

**FLEXIBLE SPENDING ACCOUNTS FUND** – to account for deposits and disbursements related to the County's employees flexible spending accounts.

**BAIL BOND SECURITY FUND** – to account for deposits that attorneys place with the County in order to post bond for defendants.

**TAX COLLECTOR'S ACCOUNTS FUNDS** – to account for the receipt of tax collections and the distribution to other taxing jurisdictions.

**COMMUNITY CORRECTIONS FUNDS** – to account for the receipt and disbursement of funds administered by the Community Supervision and Corrections Department.

**SHERIFF CASH BOND WIRE FUND** - - to account for deposits that nonprofit organizations place with County to be used for securing bail for defendants.

**INMATE BANKING FUND** – to account for the receipt and disbursement of the personal funds of inmates confined in the County jail.

**UNCLAIMED MONEY FUND** – to account for funds the County holds that rightfully belong to another party.

**DISTRICT ATTORNEY SEIZED ASSETS** – to account for assets seized pursuant to the state and federal forfeiture laws (Chapter 59, Code of Criminal Procedure) but still awaiting judicial determination.

Bexar County, Texas  
FIDUCIARY FUNDS  
COMBINING STATEMENT OF FIDUCIARY NET POSITION  
September 30, 2022

Bexar County, Texas  
FIDUCIARY FUNDS  
COMBINING STATEMENT OF FIDUCIARY NET POSITION  
September 30, 2022

	Secondary Recipient Grants	Officers' Special	Clerks' Trust	Flexible Spending Accounts	Bail Bond Security
ASSETS					
Cash and cash equivalents	\$ -	\$ 5,664,872	\$ 43,131,794	\$ 172,320	\$ 3,175,757
Investments	-	-	13,604,539	-	-
Accounts receivable	935,675	88,877	3,105	8,985	-
Accrued interest	-	-	29,310	-	-
Net pension asset	244,153	-	-	-	-
<b>TOTAL ASSETS</b>	<b>\$ 1,179,828</b>	<b>\$ 5,753,749</b>	<b>\$ 56,769,648</b>	<b>\$ 181,305</b>	<b>\$ 3,175,757</b>
DEFERRED OUTFLOWS OF RESOURCES					
Pension	\$ 399,478	\$ -	\$ -	\$ -	\$ -
<b>TOTAL DEFERRED OUTFLOWS OF RESOURCES</b>	<b>\$ 399,478</b>	<b>\$ -</b>	<b>\$ -</b>	<b>\$ -</b>	<b>\$ -</b>
LIABILITIES					
Accounts payable and other liabilities	\$ 668,900	\$ -	\$ -	\$ 42,309	\$ -
Due to participants	6,454	-	56,766,742	-	-
Due to other governmental units	80	-	2,306	-	-
<b>TOTAL LIABILITIES</b>	<b>\$ 675,434</b>	<b>\$ -</b>	<b>\$ 56,769,648</b>	<b>\$ 42,309</b>	<b>\$ -</b>
DEFERRED INFLOWS OF RESOURCES					
Pension	\$ 949,201	\$ -	\$ -	\$ -	\$ -
<b>TOTAL DEFERRED INFLOWS OF RESOURCES</b>	<b>\$ 949,201</b>	<b>\$ -</b>	<b>\$ -</b>	<b>\$ -</b>	<b>\$ -</b>
<b>NET POSITION</b>					
Restricted for:					
Individuals, organizations, and other governments	(45,329)	5,753,749	-	138,996	3,175,757
<b>TOTAL NET POSITION</b>	<b>(45,329)</b>	<b>\$ 5,753,749</b>	<b>\$ -</b>	<b>\$ 138,996</b>	<b>\$ 3,175,757</b>

	Tax Collector's Accounts	Community Corrections	Inmate Banking	Sheriff Cash Bond Wire	Unclaimed Money	DA Seized Assets	Total
	\$ 62,625,728	\$ 3,974,179	\$ 541,928	\$ -	\$ 162,578	\$ 7,892,710	\$ 127,541,866
	-	4,599,421	-	-	-	-	18,204,260
	-	4,029,306	-	-	-	-	5,065,948
	-	578	-	-	-	-	29,888
	-	3,219,440	-	-	-	-	3,463,595
	<b>\$ 62,625,728</b>	<b>\$ 15,822,924</b>	<b>\$ 541,928</b>	<b>\$ -</b>	<b>\$ 162,578</b>	<b>\$ 7,892,710</b>	<b>\$ 154,105,555</b>
	\$ -	\$ 5,267,593	\$ -	\$ -	\$ -	\$ -	\$ 5,667,071
	\$ -	\$ 5,267,593	\$ -	\$ -	\$ -	\$ -	\$ 5,667,071
	\$ -	130,674	\$ -	\$ -	\$ -	\$ -	841,883
	-	1,615,568	-	-	-	-	58,388,764
	-	-	-	-	-	-	2,386
	<b>\$ -</b>	<b>\$ 1,746,242</b>	<b>\$ -</b>	<b>\$ -</b>	<b>\$ -</b>	<b>\$ -</b>	<b>\$ 59,233,033</b>
	\$ -	\$ 12,516,338	\$ -	\$ -	\$ -	\$ -	\$ 13,465,539
	\$ -	\$ 12,516,338	\$ -	\$ -	\$ -	\$ -	\$ 13,465,539
	62,625,728	6,827,937	541,928	-	162,578	7,892,710	87,074,054
	<b>\$ 62,625,728</b>	<b>\$ 6,827,937</b>	<b>\$ 541,928</b>	<b>\$ -</b>	<b>\$ 162,578</b>	<b>\$ 7,892,710</b>	<b>\$ 87,074,054</b>



Bexar County, Texas  
FIDUCIARY FUNDS  
COMBINING STATEMENT OF CHANGES IN FIDUCIARY NET POSITION  
For Fiscal Year Ended September 30, 2022

Bexar County, Texas  
FIDUCIARY FUNDS  
COMBINING STATEMENT OF CHANGES IN FIDUCIARY NET POSITION  
For Fiscal Year Ended September 30, 2022

	Tax Collector's Accounts	Community Corrections	Inmate Banking	Sheriff Cash Bond Wire	Unclaimed Money	DA Seized Assets	Total
	\$ 37,102,368,228	\$ -	\$ -	\$ -	\$ -	\$ -	\$ 37,102,368,228
	-	25,080,494	9,350,071	537,750	383,454	71,825,841	164,819,557
	-	26,500	-	-	-	-	24,819
<b>TOTAL ADDITIONS</b>	\$ 37,102,368,228	\$ 25,106,994	\$ 9,350,071	\$ 537,750	\$ 383,454	\$ 71,825,841	\$ 37,267,402,604
	\$ 37,044,943,412	\$ -	\$ -	\$ -	\$ 387,962	\$ -	\$ 37,045,331,374
	-	20,802,238	-	568,900	-	70,458,336	145,197,229
	-	2,269,305	9,904,122	-	-	-	15,471,780
	-	-	-	-	-	-	47,761
<b>TOTAL DEDUCTIONS</b>	\$ 37,044,943,412	\$ 23,071,633	\$ 9,904,122	\$ 568,900	\$ 387,962	\$ 70,458,336	\$ 37,206,048,144
Net increase (decrease) in fiduciary net position	57,424,816	2,035,361	(654,051)	(31,150)	(4,508)	1,367,505	61,354,460
Net position - beginning	5,200,912	4,792,576	1,095,979	31,150	167,086	6,525,205	25,719,594
Net position - ending	\$ 62,625,728	\$ 6,827,937	\$ 541,928	\$ -	\$ 162,578	\$ 7,892,710	\$ 87,074,054

	Secondary Recipient Grants	Officers' Special	Clerks' Trust	Receivable Spending Accounts	Bail Bond Security
Taxcollections for other governments	\$ -	\$ -	\$ -	\$ -	\$ -
Bail for others	3,715,729	47,996,330	3,371,640	2,032,573	585,655
Interest on investments	-	-	188,319	-	-
<b>TOTAL ADDITIONS</b>	\$ 3,715,729	\$ 47,996,330	\$ 3,559,959	\$ 2,032,573	\$ 585,655
	\$ -	\$ -	\$ -	\$ -	\$ -
	1,719,610	47,720,457	3,512,198	2,014,233	415,400
	1,284,030	-	47,761	-	-
<b>TOTAL DEDUCTIONS</b>	\$ 3,003,640	\$ 47,720,457	\$ 3,559,959	\$ 2,014,233	\$ 415,400
Net increase (decrease) in fiduciary net position	712,089	215,893	-	18,250	170,255
Net position - beginning	(757,418)	5,537,856	-	120,746	3,005,302
Net position - ending	\$ (45,329)	\$ 5,753,749	\$ -	\$ 138,996	\$ 3,175,557

**Bexar County, Texas**  
**STATISTICAL SECTION OVERVIEW**  
**September 30, 2022**

The statistical section is organized in six sections:

- Financial Trends – Compiles information reported in the Annual Comprehensive Financial Report over the past ten years. These schedules report how the County's financial position and well-being have changed over time.
  - Table 1 – Net Position by Component
  - Table 2 – Changes in Net Position
  - Table 3 – Net Changes in Fund Balance, Governmental Funds
  - Table 4 – Fund Balances, Governmental Funds
- Revenue Capacity Information – Provides information regarding the County's major own-source revenue (property taxes) and the stability/growth of that revenue.
  - Table 5 – Assessed Value and Estimated Actual Value of Taxable Property
  - Table 6 – Direct and Overlapping Property Tax Rates by Tax Year
  - Table 7 – Principal Property Taxpayers
  - Table 8 – Property Tax Levies and Collections
- Debt Capacity Information – Provides information on the County's outstanding debt, the ability to repay the debt, and the ability to issue additional debt.
  - Table 9 – Ratio of Outstanding Debt by Type
  - Table 10 – Ratio of Outstanding General Bonded County Debt
  - Table 11 – Ratio of Annual Debt Service for General Bonded Debt to Total Expenditures All Governmental Fund Types
  - Table 12 – Direct and Overlapping Governmental Activities Debt
  - Table 13 – Pledged-Revenue Coverage
  - Table 14 – Motor Vehicle Rental Tax Collections
  - Table 15 – Hotel Occupancy Tax Net Collections
  - Table 16 – Hotel Occupancy Tax Collections – Top Ten Hotels
  - Table 17 – Convention Statistics
  - Table 18 – San Antonio Hotel Occupancies and Average Daily Rates/History
  - Table 19 – County Expenditures for Assets Owned by Other Entities
- Demographic and Economic Information – Provides information regarding the County's socioeconomic environment; specifically, its taxpayers, employers, and the changes to these groups over the past ten years.
  - Table 20 – Demographic and Economic Statistics
  - Table 21 – Principal Employers
- Operating Information – Provides information on its employees, operation, and facilities
  - Table 22 – Operating Indicators by Function/Program
  - Table 23 – Capital Asset Statistics by Function/Program
  - Table 24 – Full-Time Equivalent County Government Employees by Function/Program
- Miscellaneous Information – Provides detailed information on the County's Rates
  - Table 25 – Analysis of Funding Progress and Contribution Rates
  - Table 26 – Legal Debt Margin Information
  - Table 27 – Miscellaneous Information

Over the past ten years Bexar County has experienced an increase in the population of taxpayers. This growth has led to increased development, and accordingly, the tax base has increased. The County has also increased its operating, debt, and capital expenditures to meet the demand of the growing population and provide adequate services.



This page intentionally left blank

Table 1 (Continued)

	2022	2021	2020	2019	2018	2017	2016	2015	2014 (Restined)	2013
<b>Governmental activities</b>										
Net investment in capital assets	\$ 997,147,292	\$ 1,002,476,427	\$ 993,996,007	\$ 1,005,554,876	\$ 1,012,651,582	\$ 965,387,857	\$ 934,396,266	\$ 894,124,992	\$ 860,081,979	\$ 890,541,511
Restricted for:										
Debt service	54,403,032	62,086,079	71,651,773	85,091,691	81,352,856	60,506,401	39,793,717	32,839,512	50,483,099	54,407,649
Grants and special revenues	15,548,065	13,823,446	15,400,100	13,098,279	12,552,709	13,998,857	14,904,930	14,990,484	13,580,285	9,006,848
Capital projects	258,991,529	238,546,179	222,136,269	148,078,758	129,236,402	183,002,698	145,327,592	69,577,989	121,632,446	48,998,893
Legislative	63,004,243	69,092,174	62,061,061	57,243,129	50,815,806	44,172,699	39,064,271	40,753,062	32,904,826	30,621,078
Unrestricted	(1,033,454,652)	(1,135,702,195)	(1,053,530,305)	(993,199,570)	(943,175,051)	(893,009,229)	(620,083,745)	(444,153,476)	(441,770,650)	(336,108,071)
Total governmental activities net position	\$ 335,692,366	\$ 231,164,210	\$ 311,894,966	\$ 313,866,161	\$ 343,474,394	\$ 464,059,283	\$ 553,928,031	\$ 608,131,236	\$ 636,911,979	\$ 697,407,968
<b>Business-type activities</b>										
Net investment in capital assets	\$ (41,415,324)	\$ 47,269,235	\$ 89,702,989	\$ 93,392,619	\$ 61,511,365	\$ 65,978,076	\$ 67,413,044	\$ 129,774,372	\$ 48,009,070	\$ 50,287,916
Restricted for:										
Debt Service	24,477,368	30,798,921	29,119,340	25,476,405	25,820,995	24,458,709	24,478,767	27,281,811	24,198,644	20,189,790
Unrestricted	(25,610,444)	(136,740,367)	(178,405,593)	(175,695,602)	(146,379,859)	(154,272,031)	(158,904,249)	(218,711,772)	(150,985,175)	(107,025,370)
Total business-type activities net position	\$ (42,548,400)	\$ (58,672,191)	\$ (59,383,264)	\$ (56,826,578)	\$ (59,047,299)	\$ (63,835,246)	\$ (67,012,438)	\$ (61,655,589)	\$ (78,777,461)	\$ (36,547,664)
<b>Primary government</b>										
Net investment in capital assets	\$ 955,731,969	\$ 1,049,745,682	\$ 1,083,698,996	\$ 1,098,947,495	\$ 1,074,163,147	\$ 1,031,365,933	\$ 1,001,809,310	\$ 1,023,899,364	\$ 908,091,049	\$ 940,829,427
Restricted	416,424,237	415,188,899	400,368,543	328,987,262	299,778,768	326,139,364	263,659,277	185,441,838	242,799,300	163,224,258
Unrestricted	(1,059,065,100)	(1,272,442,562)	(1,231,755,898)	(1,170,895,172)	(1,089,554,910)	(957,281,260)	(778,987,994)	(662,865,248)	(592,755,831)	(443,133,441)
Total primary government net position	\$ 313,091,106	\$ 192,492,019	\$ 252,311,641	\$ 257,039,885	\$ 284,387,005	\$ 400,224,037	\$ 486,480,593	\$ 546,475,974	\$ 558,134,518	\$ 660,920,244

Source: Annual Comprehensive Financial Reports (ACFR).

Table 2 (Continued)

Table 2

Bexar County, Texas  
**CHANGES IN NET POSITION, LAST TEN YEARS**  
 For Fiscal Years Ended September 30,  
 (Unaudited and accrual basis accounting)

	2022	2021	2020	2019	2018	2017	2016	2015	2014	2013
<b>Expenses</b>									(Restated)	
<b>Governmental activities:</b>										
General government	\$ 184,784,097	\$ 177,245,590	\$ 146,862,479	\$ 118,070,912	\$ 143,816,856	\$ 138,112,719	\$ 130,047,303	\$ 110,745,934	\$ 107,772,965	\$ 101,135,305
Judicial	126,523,666	120,220,305	123,282,463	123,906,981	118,945,194	113,574,714	104,620,926	93,563,195	89,143,802	86,567,259
Public safety	234,456,492	243,910,188	259,572,600	264,607,962	243,887,769	239,226,903	222,329,298	211,423,049	199,517,541	194,156,366
Education and recreation	11,300,957	9,228,480	11,784,896	11,784,896	9,910,149	7,712,093	8,120,117	6,334,976	5,803,910	6,521,027
Public works	184,382,561	178,007,337	169,920,446	153,489,757	188,397,391	225,090,295	206,348,816	156,484,523	134,049,117	254,058,915
Health and public welfare	33,293,113	43,565,934	46,334,551	23,198,532	20,902,695	26,302,915	26,081,172	28,287,807	24,694,078	25,646,248
Interest and other fees	75,850,817	74,488,409	85,574,402	91,231,001	82,014,470	77,974,335	84,878,028	72,808,687	68,474,001	57,190,164
Unallocated depreciation	114,711	114,711	114,711	114,711	114,711	114,711	114,711	114,711	114,711	114,711
Total governmental activities	\$ 850,536,414	\$ 846,780,954	\$ 843,399,383	\$ 786,044,752	\$ 807,194,235	\$ 828,108,685	\$ 782,530,371	\$ 679,762,882	\$ 629,570,125	\$ 725,389,995
<b>Business-type activities:</b>										
Venue Fund	\$ 21,407,149	\$ 25,447,943	\$ 24,812,257	\$ 33,007,100	\$ 28,050,246	\$ 29,423,382	\$ 34,080,868	\$ 10,680,025	\$ 86,628,840	\$ 82,836,919
Commissary Fund	5,595,688	5,855,348	5,359,942	5,590,750	5,364,084	4,954,319	4,439,412	3,734,031	3,434,758	3,099,136
Firing Range Fund	164,743	276,868	243,781	196,504	201,046	183,283	194,346	183,278	156,842	112,046
Parking Facilities Fund	853,092	918,231	880,957	855,203	728,022	762,507	842,589	769,832	607,739	633,636
Total business-type activities	28,018,672	32,498,390	31,296,937	39,649,557	34,343,398	35,323,491	39,557,215	15,367,166	72,828,179	86,681,737
Total primary government	\$ 878,555,086	\$ 879,279,344	\$ 874,696,320	\$ 826,054,309	\$ 842,337,633	\$ 863,432,176	\$ 822,107,586	\$ 695,130,048	\$ 702,398,304	\$ 812,071,732
<b>Program Revenues</b>										
<b>Governmental activities:</b>										
Changes for service:										
General government	\$ 39,586,209	\$ 41,665,869	\$ 34,741,773	\$ 36,612,955	\$ 35,693,180	\$ 35,859,657	\$ 36,215,150	\$ 34,514,356	\$ 33,242,843	\$ 33,949,799
Judicial	20,716,208	11,957,125	9,667,123	19,884,193	18,437,622	16,021,342	18,830,998	12,045,502	19,740,552	10,415,106
Public safety	14,307,995	14,012,539	15,069,732	35,332,171	33,172,774	33,508,474	31,798,026	34,563,781	34,088,157	34,983,339
Education and recreation	1,009	30	100	326	119	548	691	1,020	788	1,500
Public works	22,572,956	21,752,688	20,337,681	20,808,857	20,083,431	19,581,006	20,327,240	19,345,148	18,300,625	17,765,629
Health and public welfare	974,386	1,151,876	871,573	988,424	1,734,751	744,661	404,185	345,758	343,109	344,410
Operating grants and contributions:										
General government	86,029,249	4,992,791	988,930	558,621	635,021	631,563	3,086,022	4,927,006	5,762,280	3,933,230
Judicial	8,128,838	8,746,340	7,956,674	7,487,386	8,343,200	6,704,154	5,748,936	5,215,747	6,496,804	5,185,664
Public safety	11,713,985	10,056,131	17,312,663	14,500,158	14,438,664	13,385,549	12,810,807	11,891,397	14,721,238	12,221,127
Education and recreation	309,643	110,000	181,732	275,345	1,327,655	322,723	224,725	125,000	211,000	200,000
Public works	-	-	-	-	1,202,096	3,480,417	7,700	97,480	2,520	-
Health and public welfare	21,576,557	32,961,099	75,840,292	14,667,956	14,531,656	20,124,961	17,651,399	19,972,362	18,245,249	20,630,393
Capital grants and contributions:										
Public Works	111,894,602	73,413,774	94,758,101	78,393,075	139,498,994	115,519,024	148,270,339	126,167,667	112,011,234	114,740,142
Health and public welfare	73,044	644,152	-	-	-	-	-	-	-	-
Total governmental activities	\$ 337,866,681	\$ 221,464,414	\$ 277,726,374	\$ 229,109,467	\$ 289,099,163	\$ 265,884,079	\$ 295,476,218	\$ 269,210,224	\$ 263,166,399	\$ 254,370,339

Source: Annual Comprehensive Financial Reports (ACFR) for applicable years.

Table 2 (Continued)

	2017	2016	2015	2014 (Restated)	2013
\$	7,853,831	6,820,264	6,543,340	6,322,469	5,774,948
2,089,354					
9,943,185	6,820,264	6,543,340	6,322,469	5,774,948	
\$ 275,827,264	\$ 302,296,482	\$ 275,753,564	\$ 269,488,865	\$ 261,145,287	
\$ (562,224,606)	\$ (487,074,153)	\$ (410,552,658)	\$ (366,403,726)	\$ (467,461,236)	
(25,380,306)	(32,746,951)	(8,823,826)	(66,305,710)	(79,494,685)	
\$ (587,604,912)	\$ (519,821,104)	\$ (419,376,484)	\$ (432,709,436)	\$ (546,955,921)	

\$ 394,856,774	\$ 365,595,459	\$ 312,595,952	\$ 305,381,502	\$ 289,003,130
22,119,090	21,878,200	34,107,565	31,923,865	30,111,625
1,124,906	1,499,237	1,451,055	1,280,993	1,149,925
16,399,324	16,272,869	14,979,416	13,956,172	12,512,742
9,785,281	9,423,643	8,833,088	8,353,717	6,393,077
8,295,219	5,188,258	4,621,801	2,124,784	1,601,732
19,980,840	12,108,641	4,948,018	7,826,124	5,366,849
229,424	269,314	235,347	293,196	341,068
\$ 472,290,858	\$ 432,435,621	\$ 381,772,242	\$ 371,140,555	\$ 346,480,148
\$ 9,673,817	\$ 9,754,326	\$ 9,175,855	\$ 8,644,849	\$ 8,302,881
18,237,592	17,475,219	16,913,746	16,322,866	15,583,139
864,943	347,395	69,024	43,993	19,538
10,570	72,476	22,420	3,000	10
(229,424)	(269,314)	(235,347)	(293,196)	(341,068)
28,557,498	27,380,102	25,945,698	24,721,512	23,524,500
\$ 301,348,356	\$ 459,815,723	\$ 407,717,940	\$ 395,861,865	\$ 370,004,648
\$ (89,433,748)	\$ (54,638,532)	\$ (28,780,416)	\$ 4,736,627	\$ (24,539,508)
3,177,192	(5,536,849)	17,121,872	(41,784,198)	(57,382,829)
\$ (86,256,556)	\$ (69,995,381)	\$ (11,658,544)	\$ (37,047,571)	\$ (181,921,797)

Table 2 (Continued)

	2022	2021	2020	2019	2018
\$	9,414,600	10,339,775	8,379,706	8,607,859	8,343,408
9,414,600	10,339,775	8,379,706	8,607,859	8,343,408	
\$ 347,281,281	\$ 231,894,189	\$ 286,106,080	\$ 237,717,326	\$ 297,482,571	
\$ (512,669,733)	\$ (625,316,540)	\$ (565,673,409)	\$ (575,295,285)	\$ (518,895,072)	
(18,694,072)	(22,158,615)	(22,917,231)	(31,041,698)	(25,999,990)	
\$ (531,273,805)	\$ (647,475,155)	\$ (588,590,640)	\$ (606,336,983)	\$ (544,895,062)	

\$ 497,777,149	\$ 475,103,886	\$ 451,399,303	\$ 423,507,085	\$ 416,955,334
43,495,364	41,190,288	39,029,142	36,652,870	19,336,934
1,302,324	1,636,692	1,206,616	1,509,277	1,579,557
21,145,037	16,993,680	17,731,293	16,707,363	15,820,056
12,717,541	9,083,450	7,610,133	10,964,858	10,552,989
19,562,316	10,761,101	14,961,419	25,991,365	13,392,740
15,995,142	8,674,265	31,137,863	11,611,078	22,991,436
4,873,198	979,855	375,951	537,697	331,133
278,958	162,628	250,231	265,551	291,390
\$ 617,145,029	\$ 564,585,845	\$ 563,702,151	\$ 527,727,144	\$ 501,251,569
\$ 11,934,387	\$ 9,815,123	\$ 7,707,247	\$ 10,684,096	\$ 9,924,336
20,679,548	13,662,649	11,250,594	19,931,798	19,351,541
984,136	46,730	1,433,956	2,910,374	1,802,805
1,408,350	7,814	16,979	1,702	645
(278,958)	(162,628)	(250,231)	(265,551)	(291,390)
34,727,863	23,069,688	20,160,545	33,262,419	30,787,937
\$ 651,872,892	\$ 587,655,533	\$ 583,862,696	\$ 560,989,563	\$ 532,039,506
\$ 104,475,296	\$ (60,730,695)	\$ (1,971,258)	\$ (29,586,141)	\$ (17,643,503)
16,123,291	91,073	(2,796,686)	(2,220,721)	(4,787,947)
\$ (120,999,087)	\$ (59,819,622)	\$ (4,272,944)	\$ (27,347,420)	\$ (12,835,556)

Source: Annual Comprehensive Financial Reports (ACFR) for applicable years.

Table 3 (Continued)

Table 3

Bexar County, Texas  
NET CHANGES IN FUND BALANCE, GOVERNMENTAL FUNDS  
Last Ten Years  
(Modified accrual basis of accounting)  
(Unaudited)

	2022	2021	2020	2019	2018	2017	2016	2015	2014	2013
<b>Revenues</b>	\$ 542,050,634	\$ 515,854,726	\$ 488,665,665	\$ 459,994,286	\$ 435,014,178	\$ 416,185,808	\$ 387,534,025	\$ 346,870,065	\$ 337,320,246	\$ 319,716,213
Ad valorem taxes	60,028,068	48,983,577	45,650,304	48,359,189	45,927,299	44,771,093	43,949,171	41,366,167	39,520,903	34,774,586
Other taxes, licenses, and permits	142,983,676	79,463,990	114,566,165	51,322,944	52,164,833	73,312,073	70,825,628	69,317,626	66,332,349	77,221,430
Intergovernmental revenue	14,612,624	13,203,549	14,363,207	19,427,783	19,847,313	20,942,708	20,532,249	29,685,296	31,564,405	29,002,601
Court costs and fines	23,533,587	22,344,841	21,235,391	23,194,131	22,315,190	21,843,855	23,966,635	22,382,580	21,499,603	20,802,047
Fees on motor vehicles	45,086,636	42,678,662	39,309,971	40,875,962	40,337,549	38,236,994	35,545,865	27,376,884	24,986,300	24,897,062
Other fees	5,926,571	5,728,462	5,534,777	5,375,928	5,041,751	4,850,599	4,678,422	4,383,707	4,184,550	4,006,304
Commissions from governmental units	19,822,040	11,349,229	16,751,295	44,222,935	28,740,544	24,555,514	20,936,751	20,868,387	17,444,065	16,324,000
Revenues from use of assets	15,702,433	9,058,024	3,107,030	11,071,286	22,604,614	19,176,269	11,701,866	4,579,824	6,818,230	4,440,392
Sales, refunds, and miscellaneous	897,718,269	748,663,060	776,947,125	703,844,804	672,013,271	664,075,613	619,270,612	566,830,536	549,670,681	531,184,655
<b>Total Revenues</b>	174,023,921	147,664,864	104,106,800	113,012,049	114,879,026	111,280,331	104,585,060	90,074,738	89,594,893	82,373,919
<b>Expenditures</b>	136,027,377	115,885,417	116,919,376	116,962,592	115,414,816	104,101,581	98,337,542	92,606,334	87,362,147	84,536,591
General government	257,235,623	233,073,117	245,195,229	238,930,422	227,017,424	211,764,721	199,907,962	199,834,826	188,260,671	182,665,115
Judicial	10,412,193	7,580,591	9,069,526	9,190,353	8,907,589	6,995,572	16,136,266	5,881,290	5,326,751	5,873,245
Public safety	97,954,550	94,854,301	85,919,080	72,919,976	111,236,307	152,194,087	135,874,326	88,893,619	75,373,089	195,489,744
Education and recreation	33,993,799	43,074,604	46,029,116	22,752,473	21,078,152	25,947,472	25,792,646	28,369,035	24,763,525	26,873,015
Health and public welfare	59,377,628	65,576,152	76,851,656	85,744,732	104,268,694	77,613,158	67,535,925	68,919,071	79,325,538	50,306,999
Capital expenditures	48,140,102	47,460,000	43,315,000	35,410,000	29,800,000	27,430,000	29,520,000	25,725,000	28,465,000	29,790,000
Debt service:	74,352,273	78,162,211	85,358,626	81,672,325	77,536,864	74,023,589	73,782,125	70,799,866	68,319,100	50,339,550
Principal	4,611,194	26,302	4,742,143	1,672,526	3,321,972	1,043,539	3,477,898	2,626,246	2,626,246	4,055,869
Interest	1,330,453	1,214,169	3,133,040	3,099,470	3,102,341	3,081,120	3,086,790	2,846,408	3,309,055	4,387,134
Debt service SARA	897,459,113	834,571,728	821,739,292	781,230,918	816,663,185	795,475,170	758,036,540	676,576,433	650,882,408	716,311,181
<b>Total Expenditures</b>	(27,740,844)	(85,908,668)	(44,792,467)	(77,386,114)	(144,649,914)	(131,399,557)	(138,765,928)	(109,745,897)	(101,211,757)	(185,226,546)
Excess (deficiency) of revenues over expenditures	81,938,552	39,181,960	29,226,457	29,478,574	20,711,058	23,510,048	21,742,360	18,461,275	11,986,733	12,129,547
<b>Other Financing Sources (Uses)</b>	(97,718,765)	(51,631,282)	(32,812,960)	(37,061,258)	(27,890,265)	(35,696,933)	(29,634,190)	(26,387,072)	(20,424,235)	(17,694,800)
Interfund transfers in	18,927,023	-	-	-	-	-	-	-	-	-
Interfund transfers out	105,125,000	-	122,355,000	198,035,000	40,840,000	113,610,000	91,675,000	133,920,000	-	530,220,000
Leases	500,485,000	-	439,085,000	-	412,855,000	-	350,155,000	175,745,000	65,055,000	-
Issuances of long term debt	(502,945,109)	-	(472,518,817)	-	(469,913,894)	-	(392,499,089)	(205,501,225)	(72,555,312)	-
Issuances of refunding bonds	16,228,403	-	56,014,639	18,640,750	65,035,489	12,362,400	54,235,769	48,954,002	8,166,796	40,480,868
Payment to refunded debt paying agent	6,086,699	-	-	-	-	-	-	-	-	-
Premium on bond issues	128,136,803	(12,449,322)	141,649,319	209,093,066	41,637,388	113,785,515	95,674,850	145,191,980	(7,771,018)	565,635,615
Sales of capital assets	100,393,939	98,357,990	96,856,852	131,706,952	(103,012,520)	(17,614,042)	(43,091,078)	(35,446,083)	(108,982,735)	380,109,069
<b>Net Change in Fund Balances</b>	14.6%	16.3%	17.3%	16.8%	15.1%	14.1%	15.0%	15.9%	16.9%	12.0%
Debt service as a percentage of noncapital expenditures										

Source: Annual Comprehensive Financial Reports (ACFR).

Table 4

Bexar County, Texas  
FUND BALANCES, GOVERNMENTAL FUNDS  
Last Ten Years  
(Modified accrual basis of accounting)  
(Unaudited)

	2022	2021	2020	2019	2018
General Fund	\$ 5,414,873	\$ 5,438,075	\$ 5,382,691	\$ 5,240,630	\$ 5,177,751
Nonspendable	200,707,649	137,076,836	148,972,594	101,331,087	87,977,792
Unassigned	\$ 206,122,522	\$ 142,514,911	\$ 154,355,285	\$ 106,571,717	\$ 93,155,543
Total general fund					
All Other Governmental Funds					
Debt Service	\$ 54,282,718	\$ 62,165,725	\$ 71,927,385	\$ 85,050,757	\$ 81,935,785
Restricted					
Capital Projects	\$ 67,905,654	\$ 517,873,303	\$ 600,562,350	\$ 546,398,702	\$ 437,480,992
Nonspendable					
Restricted					
ARPA	6,506	6,505	-	-	-
Nonmajor Governmental Funds					
Restricted	\$ 78,552,308	\$ 83,357,720	\$ 77,461,161	\$ 70,340,408	\$ 63,368,515
Committed	593,764	749,349	1,119,322	207,067	920,864
Total all other governmental funds	\$ 701,340,950	\$ 664,552,602	\$ 751,070,218	\$ 701,996,934	\$ 583,706,156

Source: Annual Comprehensive Financial Reports (ACFR).

Table 5

Bexar County, Texas  
ASSESSED VALUE AND ESTIMATED ACTUAL VALUE OF TAXABLE PROPERTY  
Last Ten Years  
(Unaudited)

Fiscal Year <sup>1</sup>	Estimated Market Value			Less: Tax Exempt Property	Total Taxable Assessed Value	Total Direct Tax Rate
	Real Property	Personal Property	Property			
2013	103,574,028,516	11,090,220,688	15,744,976,328	88,919,272,876	0.326866	
2014	108,521,639,812	12,106,639,014	16,264,239,719	104,364,039,107	0.326866	
2015	116,786,151,372	12,753,142,358	17,383,802,012	112,155,491,718	0.314500	
2016	133,817,771,120	13,954,847,624	19,953,024,113	127,819,594,631	0.314500	
2017	146,971,914,671	14,205,599,915	21,153,153,413	140,024,361,173	0.308950	
2018	158,718,927,319	14,701,821,544	22,486,895,917	150,933,852,946	0.304097	
2019	169,740,539,580	15,354,736,876	23,963,822,966	161,131,453,490	0.301097	
2020	182,131,324,141	15,818,741,807	25,617,366,867	172,332,699,081	0.301097	
2021	197,129,584,546	15,820,093,201	30,320,494,811	182,629,182,956	0.301097	
2022	208,749,448,719	15,651,558,637	32,779,727,030	191,621,280,326	0.299999	

Sources: Bexar County Appraisal District Certified Totals Report as of July of each Ad Valorem Tax Year.

Note: <sup>1</sup> Tax figures represent the fiscal year not the Ad Valorem Tax Year.





Table 7

Bexar County, Texas  
**PRINCIPAL PROPERTY TAXPAYERS**  
 Current and Nine Years Ago  
 (Unaudited)

	2022	Percent of Total Taxable Value
H. E. Butt Grocery Company	\$ 1,983,089,291	1.03%
Microsoft Corporation	1,788,651,400	0.93%
Toyota Motor MFG Texas Inc.	1,085,297,060	0.57%
Methodist Healthcare System	808,611,267	0.42%
Walmart Stores Inc.	654,026,104	0.34%
Baptist (VHS San Antonio Partners LP)	505,052,702	0.26%
USAA	358,297,466	0.19%
La Caterna Retail LTD Partnership	344,684,520	0.18%
Frankel Family Trust	335,991,070	0.18%
Bret JWM San Antonio LP	292,945,360	0.15%
	\$ 8,154,646,240	4.25%
	<b>2013</b>	<b>Percent of Total Taxable Value</b>
H. E. Butt Grocery Company	\$ 1,091,712,381	1.11%
Methodist Healthcare System	540,522,741	0.55%
Baptist (VHS San Antonio Partners LP)	469,526,138	0.48%
Walmart Stores Inc.	412,389,880	0.42%
Southwestern Bell Telephone	351,030,450	0.36%
USAA	307,078,290	0.31%
La Caterna Retail LTD Partnership	228,525,590	0.23%
SA Real Estate LLLP	220,992,250	0.22%
Western Rim Investors	215,405,840	0.22%
Target Corporation	197,770,520	0.20%
	\$ 4,034,954,080	4.10%

Source: Bear Appraisal District

Table 8

Bexar County, Texas  
**PROPERTY TAX LEVIES AND COLLECTIONS**  
 Last Ten Fiscal Years  
 (Unaudited)

Fiscal Year	Collected Within the Fiscal Year of the Levy			Subsequent Collections			Total Collections to Date			Percent of Current Levy	Percent of Outstanding Taxes from Prior Years <sup>1</sup>
	Taxes Levied for Fiscal Year <sup>1</sup>	Amount	Percent of Levy	Taxes from Prior Year Levy <sup>2</sup>	Amount	Percent of Levy	Amount	Percent of Levy			
2013	288,449,751	284,572,346	98.7	2,824,040	287,396,386	99.6	287,396,386	99.6	13,399,236		
2014	303,646,918	300,176,637	98.9	2,015,755	302,192,392	99.5	302,192,392	99.5	12,891,611		
2015	312,332,006	309,128,544	99.0	1,842,987	310,971,531	99.6	310,971,531	99.6	12,486,407		
2016	367,074,411	363,253,615	99.0	1,772,822	365,026,437	99.4	365,026,437	99.4	12,772,394		
2017	396,044,482	391,799,920	98.9	(315,803)	391,477,117	98.8	391,477,117	98.8	13,542,280		
2018	420,791,069	416,023,201	98.9	683,915	416,707,116	99.0	416,707,116	99.0	14,748,317		
2019	428,204,105	423,133,579	98.8	989,809	424,123,388	99.0	424,123,388	99.0	15,124,852		
2020	456,088,481	450,226,878	98.7	1,170,892	451,397,770	99.0	451,397,770	99.0	16,644,946		
2021	462,211,458	474,574,569	98.8	1,171,723	475,546,292	99.0	475,546,292	99.0	17,504,435		
2022	501,993,823	495,978,059	98.8	-	495,978,059	98.8	495,978,059	98.8	17,904,511		

**County Tax Rate - Flood and Debt**

Fiscal Year	Collected Within the Fiscal Year of the Levy			Subsequent Collections			Total Collections to Date			Percent of Current Levy	Percent of Outstanding Taxes from Prior Years <sup>1</sup>
	Taxes Levied for Fiscal Year <sup>1</sup>	Amount	Percent of Levy	Taxes from Prior Year Levy <sup>2</sup>	Amount	Percent of Levy	Amount	Percent of Levy			
2013	301,143,855	297,736,667	98.6	294,989	300,031,656	99.6	300,031,656	99.6	1,256,623		
2014	31,892,713	31,526,569	98.9	217,661	31,744,230	99.5	31,744,230	99.5	1,216,575		
2015	34,212,269	33,856,775	99.0	208,158	34,064,933	99.6	34,064,933	99.6	1,203,514		
2016	21,854,015	21,614,187	98.9	88,761	21,702,948	99.3	21,702,948	99.3	1,086,536		
2017	22,157,732	21,904,585	98.9	(7,752)	21,896,833	98.8	21,896,833	98.8	1,077,136		
2018	19,515,953	19,275,734	98.8	47,836	19,323,570	99.0	19,323,570	99.0	1,089,329		
2019	36,976,624	36,526,802	98.8	89,077	36,615,879	99.0	36,615,879	99.0	1,256,186		
2020	39,423,270	38,908,868	98.7	111,954	39,020,822	99.0	39,020,822	99.0	1,417,068		
2021	41,583,730	41,066,407	98.8	135,342	41,201,749	99.1	41,201,749	99.1	1,510,340		
2022	43,747,576	43,209,654	98.8	-	43,209,654	98.8	43,209,654	98.8	1,562,567		

Source: Bear County Tax Assessor - Collector TC-168 Reports.

Note: <sup>1</sup> Outstanding taxes from prior years consists of all delinquent taxes from tax year 2021 - 1982 for County, and tax year 2021 - 1988 for Flood.

<sup>2</sup> Negative figures represent refund adjustments on prior year collections done in FY18.

Table 9 (Continued)

Table 9

Bexar County, Texas  
**RATIO OF OUTSTANDING DEBT BY TYPE**  
 Last Ten Fiscal Years  
 (Unaudited)

Year	Governmental Activities							Business-type Activities			
	Refunding Bonds	General Obligation Bonds	Certificates of Obligation	Other Obligations	Unamortized Premiums and Discounts, net <sup>1</sup>	Total Bonds Payable	Revenue Bonds	Unamortized Premiums and Discounts, net	Total Primary Government	Percentage of Personal Income	Debt Per Capita <sup>2</sup>
2013	68,195,000	55,325,000	1,340,120,000	-	66,262,529	1,529,902,529	329,805,000	634,972	1,860,342,502	7.57%	1,023.51
2014	121,255,000	35,725,000	1,275,495,000	-	71,923,731	1,504,398,731	325,700,000	6,066,180	1,836,164,911	7.57%	989.38
2015	265,870,000	23,715,000	1,237,700,000	-	114,088,111	1,641,373,111	396,490,000	5,890,987	2,043,754,098	5.61%	1,076.93
2016	598,380,000	2,360,000	985,980,000	-	149,402,014	1,736,122,014	393,760,000	7,511,608	2,137,393,622	5.53%	1,127.86
2017	584,010,000	1,130,000	1,087,760,000	-	153,772,980	1,826,672,980	387,710,000	7,285,108	2,221,668,088	2.93%	1,151.91
2018	977,040,000	575,000	705,950,000	-	187,787,701	1,871,352,701	381,405,000	7,038,607	2,259,816,308	5.42%	1,153.80
2019	956,250,000	-	889,940,000	-	196,231,713	2,042,421,713	360,455,000	23,473,354	2,456,350,067	5.39%	1,221.70
2020	1,297,035,000	-	636,025,000	-	211,524,693	2,144,584,693	353,940,000	22,694,329	2,521,319,022	5.31%	1,258.37
2021	1,262,610,000	-	622,970,000	-	199,633,652	2,085,233,652	363,020,000	14,479,809	2,462,733,461	5.33%	1,225.65
2022	1,333,750,000	-	632,330,000	-	153,752,679	2,119,832,679	353,575,000	13,962,673	2,527,370,352	N/A <sup>1</sup>	1,246.09

Note: <sup>1</sup> Figures for 2022 were not available for personal income.

<sup>2</sup> Debt per capita uses the estimated population figures from 2013 - 2022.

<sup>3</sup> Deferred Charges were not included in FY14 to present per GASB 65.

Deferred changes are included in the previous fiscal years.

Table 11

Bexar County, Texas  
 RATIO OF ANNUAL DEBT SERVICE FOR GENERAL  
 BONDED DEBT TO TOTAL EXPENDITURES  
 ALL GOVERNMENTAL FUND TYPES  
 Last Ten Fiscal Years  
 (Unaudited)

Fiscal Year	Total Debt Service <sup>1</sup>	Total Expenditures <sup>2</sup>	Ratio of Debt Service to total Expenditures
2013	80,129,550	712,324,047	11.25%
2014	96,784,100	647,573,353	14.95%
2015	96,524,866	673,730,025	14.33%
2016	103,302,125	754,949,750	13.68%
2017	101,453,589	792,394,050	12.80%
2018	107,436,864	813,560,844	13.21%
2019	117,027,325	778,131,448	15.04%
2020	128,873,626	818,606,552	15.74%
2021	125,622,211	833,357,559	15.07%
2022	119,140,293	896,128,660	13.29%

Source: Annual Comprehensive Financial Reports (ACFR).  
 Note: <sup>1</sup> Does not include SARA flood control debt payment and bond issuance costs.  
<sup>2</sup> Does not include SARA flood control debt payment.

Table 10

Bexar County, Texas  
 RATIO OF OUTSTANDING GENERAL BONDED COUNTY DEBT  
 Last Ten Fiscal Years  
 (Unaudited)

Fiscal Year	GOVERNMENTAL ACTIVITIES						Percentage of Actual Taxable Value of Property	Per Capita <sup>1</sup>
	Refunding Bonds	General Obligation Bonds	Certificates of Obligation	Unamortized Premiums and Discounts, net	Restricted for Debt Service	Total		
2013	68,195,000	55,325,000	1,340,720,000	66,262,529	(66,484,027)	1,463,417,602	1.48%	805
2014	121,255,000	35,725,000	1,275,495,000	71,923,731	(50,483,099)	1,453,915,632	1.39%	783
2015	265,870,000	23,715,000	1,237,000,000	114,088,113	(31,967,772)	1,608,705,341	1.43%	848
2016	598,380,000	2,360,000	985,880,000	149,402,014	(39,908,543)	1,696,213,471	1.33%	894
2017	584,010,000	1,130,000	1,087,760,000	153,722,980	(60,306,401)	1,766,166,579	1.28%	916
2018	977,040,000	575,000	705,950,000	187,787,701	(81,532,856)	1,789,999,845	1.19%	914
2019	956,250,000	-	893,940,000	196,231,713	(85,091,691)	1,957,330,022	1.21%	986
2020	1,297,035,000	-	636,025,000	211,524,693	(71,651,773)	2,072,932,920	1.20%	1,035
2021	1,262,630,000	-	622,970,000	199,633,652	(62,086,079)	2,023,147,573	1.11%	997
2022	1,353,750,000	-	652,330,000	152,998,684	(54,403,032)	2,104,675,652	1.10%	1,038

Source: Annual Comprehensive Financial Reports (ACFR).  
 Note: <sup>1</sup> General bonded debt outstanding per capita uses the estimated population figures from 2013 - 2022.

Table 12

**Bexar County, Texas  
DIRECT AND OVERLAPPING GOVERNMENTAL ACTIVITIES DEBT  
Current Year  
(Unaudited)**

Governmental Unit	Debt Outstanding	Applicable to Bexar County	Estimated Share of Overlapping Debt
<b>Cities:</b>			
Alamo Heights	\$ 17,010,000	100.00%	\$ 17,010,000
Castle Hills	7,255,000	100.00%	7,255,000
Converse	28,350,000	100.00%	28,350,000
Del Rio	6,000,000	100.00%	6,000,000
Del Valle	6,029,000	100.00%	6,029,000
Elmerdale <sup>1</sup>	12,704,817	99.02%	12,580,310
Helotes	6,880,000	100.00%	6,880,000
Kirby	5,935,000	100.00%	5,935,000
Leam Valley	6,650,000	100.00%	6,650,000
Lytle	2,000,000	100.00%	2,000,000
Lytle Creek	9,380,000	0.68%	63,730
Oltus Park	5,635,000	100.00%	5,635,000
San Antonio	2,371,095,000	100.00%	2,371,095,000
Stony Oaks	710,000	100.00%	710,000
Schertz	108,315,000	13.41%	14,325,342
Shawnee	1,487,120	100.00%	1,487,120
Shawnee Park	2,158,000	100.00%	2,158,000
Somerset	2,158,000	100.00%	2,158,000
Terrell Hills	6,250,000	100.00%	6,250,000
Universal City	20,299,000	100.00%	20,299,000
Weston	259,000	100.00%	259,000
Weston Valley	7,660,000	100.00%	7,660,000
<b>School Districts:</b>			
Alamo Heights ISD	171,075,000	100.00%	171,075,000
Berne ISD	332,461,461	32.68%	108,648,406
Comal ISD	1,649,382,348	15.88%	166,638,820
Conroe ISD	50,135,000	100.00%	50,135,000
Elgin ISD	50,135,000	100.00%	50,135,000
Flowerville ISD	50,647,222	0.13%	65,841
Harland ISD	227,353,920	100.00%	227,353,920
Jackson ISD	554,519,085	100.00%	554,519,085
Madison Valley ISD	1,626,725	63.96%	1,042,500
Northside ISD	1,158,345,000	100.00%	1,158,345,000
Northside ISD	2,327,090,000	91.94%	2,140,075,186
Randolph Field ISD	3,325,000	100.00%	3,325,000
San Antonio ISD	1,488,519,988	100.00%	1,488,519,988
Schertz-Clifton-Universal City ISD	378,843,713	14.09%	53,379,079
South San Antonio ISD	137,069,854	100.00%	137,069,854
South San Antonio ISD	83,515,000	100.00%	83,515,000
Southwest ISD	258,568,090	100.00%	258,568,090
<b>Special Districts:</b>			
Alamo Community College District	777,390,000	100.00%	777,390,000
Chick Canyon Special Improvement District	1,154,145,000	100.00%	1,154,145,000
Chick Canyon Special Improvement District	35,145,000	100.00%	35,145,000
San Antonio MUD #1	610,000	100.00%	610,000
Westside 211 Special Improvement District	11,890,000	100.00%	11,890,000
<b>Total Direct and Overlapping Debt</b>	<b>13,305,399,537</b>	<b>100.00%</b>	<b>11,596,798,538</b>
<b>Bexar County</b>	<b>15,624,202,215</b>	<b>100.00%</b>	<b>13,357,327,222</b>

Source: Municipal Advisory Council of Texas, as of September 30, 2022.  
Overlapping percentages are derived from the 2022 market values provided by the appraisal districts.

Note: Overlapping government debt is that debt outside of local government, with aggregate boundaries of the County. This table estimates the portion of the outstanding debt of those overlapping governments that is borne by the property taxpayers of Bexar County. This process recognizes that, when considering the County's ability to issue and repay long-term debt, the entire burden borne by the taxpayers should be taken into account. However, this does not imply that every taxpayer or a new debt, and therefore responsible for the debt, of each overlapping government.

Table 13

**Bexar County, Texas  
PLEGGED-REVENUE COVERAGE  
Last Ten Fiscal Years  
(Unaudited)**

Fiscal Year	Venue Project Revenue Bonds					Ratio Available to Annual Requirement	Additional Mandatory Special Redemption
	Total Revenues <sup>1</sup>	Less: Operating Expenses <sup>2</sup>	Net Available Revenue	Annual Minimum Requirement <sup>3</sup>	Annual Minimum Requirement		
2013	25,162,903	653,099	24,509,804	20,981,046	1.17	-	
2014	26,307,877	390,845	25,917,032	21,120,777	1.23	-	
2015	27,467,611	972,509	26,495,102	97,109,629	0.27	-	
2016	28,915,349	1,611,848	27,303,501	25,537,981	1.07	-	
2017	30,061,964	3,208,091	26,853,873	25,519,029	1.05	-	
2018	32,329,207	1,233,518	31,095,689	25,512,768	1.22	-	
2019	34,745,337	3,258,338	31,486,999	23,639,101	1.33	-	
2020	21,662,285	996,593	20,665,692	23,646,165	0.87	-	
2021	24,514,584	2,674,654	21,839,930	22,561,724	0.98	-	
2022	34,762,576	629,958	34,132,618	22,255,992	1.53	-	

Source: Annual Comprehensive Financial Reports (ACFR).  
Note: <sup>1</sup> Includes operating and non-operating revenues.  
<sup>2</sup> Includes operating expenses minus depreciation plus transfers out.  
<sup>3</sup> Figures are minimum principal and interest added together.

**Table 14**

Bexar County, Texas  
**MOTOR VEHICLE RENTAL TAX COLLECTIONS**  
 Current Year and Nine Years Ago  
 (Unaudited)

Motor Vehicle Rental Tax Collections	
2013	8,302,881
2014	8,644,849
2015	9,175,855
2016	9,754,326
2017	9,662,436
2018	9,935,597
2019	10,684,096
2020	7,707,267
2021	9,515,096
2022	11,954,787

Source: City of San Antonio

**Table 15**

Bexar County, Texas  
**HOTEL OCCUPANCY TAX NET COLLECTIONS**  
 Current Year and Nine Years Ago  
 (Unaudited)

Hotel Occupancy Tax Net Collections	
2013	15,493,206
2014	16,227,787
2015	16,796,654
2016	17,363,957
2017	18,122,799
2018	19,256,791
2019	19,765,475
2020	11,158,277
2021	13,907,800
2022	20,481,650

Source: City of San Antonio

Table 17

Bexar County, Texas  
CONVENTION STATISTICS  
Current Year and Nine Years Ago  
(Unaudited)

Year	Hotel Occupancy (%)	Revenue Per Available Room (\$)	Room Nights Sold	Convention Attendance	Convention Room Nights	Convention Delegate Expenditures (\$Millions)
2013	63.1	63.44	8,610,676	712,577	734,190	846.6
2014	65.3	67.03	8,874,090	652,443	725,333	775.1
2015	65.7	69.55	8,913,575	699,662	773,569	831.2
2016	65.9	71.12	9,116,363	637,658	676,501	N/A <sup>2</sup>
2017	66.0	73.45	9,268,901	823,561	816,392	N/A <sup>2</sup>
2018	67.1	77.88	9,568,119	672,288	832,650	N/A <sup>2</sup>
2019	67.4	75.98	9,989,643	605,093	766,259	N/A <sup>2</sup>
2020	42.1	37.10	5,986,600	218,957	181,737	N/A <sup>2</sup>
2021	59.1	64.04	8,727,861	238,192	287,167	N/A <sup>2</sup>
2022	62.6	79.61	9,250,267	541,587	596,512	N/A <sup>2</sup>

Note: <sup>1</sup> Reflects only those conventions booked by the San Antonio Convention and Visitors Bureau.  
<sup>2</sup> The Convention Delegate Expenditures for 2016 - 2022 are not currently available from Visa San Antonio. Visit San Antonio is in the process of reviewing and recalibrating the methodology for calculating the Convention Delegate Expenditures and the County can make no representation as to when, or if, such calculations will again be made available to the County.

Source: San Antonio Convention and Visitors Bureau and the Smith Travel Research end of year historical reports.

Table 16

Bexar County, Texas  
HOTEL OCCUPANCY TAX COLLECTIONS – TOP TEN HOTELS  
Current Year and Nine Years Ago  
(Unaudited)

Hotel	2013	2014	2015	2016	2017	2018	2019	2020	2021	2022
JW Marriott	\$ 988,857	\$ 1,032,713	\$ 1,073,325	\$ 1,107,633	\$ 1,152,633	\$ 1,187,437	\$ 1,190,000	\$ 788,694	\$ 797,348	\$ 1,262,346
Hyatt Hill Country Resort**	375,071	422,807	446,300	418,647	433,683	456,235	489,440	287,132	353,327	444,927
Grand Hyatt*	732,435	783,860	806,139	781,658	785,897	812,882	857,714	470,181	337,483	751,075
Hyatt Regency*	426,257	449,044	473,910	470,356	513,057	524,590	564,490	290,007	312,642	417,104
Hyatt Regency***	86,265	N/A	86,265	N/A	86,266	N/A	86,183	N/A	86,183	86,183
La Grana Resort & Spa	N/A	N/A	N/A	N/A	N/A	N/A	N/A	N/A	N/A	203,151
Hilton Palace De la Re*	393,135	403,581	418,591	419,418	433,185	458,490	470,211	259,034	203,172	419,750
Westin Riverwalk*	389,193	409,748	383,460	413,453	412,250	423,440	408,373	271,869	N/A	347,761
Marriott Riverwalk*	362,452	410,199	379,173	414,320	428,659	453,326	475,455	247,126	N/A	488,087
San Antonio Hotel*	N/A	N/A	N/A	N/A	N/A	N/A	N/A	N/A	N/A	771,173
Total	\$ 4,072,642	\$ 4,430,386	\$ 4,385,520	\$ 4,424,966	\$ 4,699,544	\$ 4,871,332	\$ 4,995,370	\$ 2,920,098	\$ 3,266,657	\$ 6,729,278

Source: City of San Antonio

Note: <sup>1</sup> Information presented in the 2016 filing of "TOP TEN TAXPAYERS" for the fiscal year 2016 collections has been revised based on additional information received from the City of San Antonio. While the new information has resulted in the reordering of the top ten taxpayers, the companies making up the top ten taxpayers did not change. The overall change in the collections for all top ten taxpayers reflects more collections than originally presented and the changes in collections does not materially impact the operations of the County.

N/A represents that the hotel was not ranked in the top ten list of the reporting year.

\* These hotels are within walking distance of the Henry B. Gonzalez Convention Center.

\*\* This hotel is near Sea World San Antonio Adventure Park.

**Table 18**

**Bexar County, Texas  
SAN ANTONIO HOTEL OCCUPANCIES AND AVERAGE DAILY RATES/HISTORY  
Current Year and Nine Years Ago  
(Unaudited)**

	Room		Average		Hotel	
	Count	Increase/Decrease (%)	Daily Room Rate (\$)	Increase/Decrease (%)	Occupancy (%)	Increase/Decrease (%)
2013	44,345	1.2	101.82	5.0	62.9	(0.8)
2014	43,928	(2.0)	103.57	1.7	64.9	3.2
2015	45,228	3.0	106.83	3.1	64.9	0.0
2016	46,061	1.8	108.42	1.5	64.7	(0.3)
2017	46,833	1.7	111.41	2.8	65.0	0.5
2018	47,455	1.3	115.72	3.9	66.0	1.5
2019	47,836	0.8	113.13	(2.2)	66.4	0.6
2020	46,978	(1.8)	88.81	(21.5)	42.2	(36.4)
2021	47,689	1.5	109.56	23.4	59.3	40.5
2022	48,604	1.9	127.99	16.6	62.7	5.7

Source: Smith Travel Research end of year historical reports.




Photo by Adnan Ahmetovic

Table 19 (Continued)

Table 19

Bexar County, Texas  
 COUNTY EXPENDITURES FOR ASSETS OWNED BY OTHER ENTITIES  
 Current and Nine Years Ago  
 (Unaudited)

Description	Ownership	Fiscal Years		2016 Expenditure	2015 Expenditure	2014 Expenditure	2013 Expenditure	2012 Expenditure	2011 Expenditure	2010 Expenditure	2009 Expenditure	2008 Expenditure	2007 Expenditure	Ending Balance
		2016 Expenditure	2015 Expenditure											
<b>Governmental Activities</b>														
Melroe Trunk MPO	City of SA	\$ 42,646	\$ -	-	-	-	-	-	-	-	-	-	-	\$ 42,646
M&H Red Creek	City of SA	1,506,040	7,503	12,879	302,366	-	-	-	-	-	-	-	-	1,811,849
Perini Beird & Bear Glenn	City of SA	1,098,988	149,374	33,285	95,299	-	-	-	-	-	-	-	-	9,689,985
Ingram Road Low Water Crossing	City of SA	9,450,170	-	-	-	-	-	-	-	-	-	-	-	9,450,170
Humann Road Drainage	City of SA	11,978,994	11,686	6,500	15,000	-	-	-	-	-	-	-	-	12,045,680
Humann Road Drainage Phase II	City of SA	8,270,058	-	-	-	-	-	-	-	-	-	-	-	8,270,058
Humann Road Drainage Phase III	City of SA	2,700,000	-	-	-	-	-	-	-	-	-	-	-	2,700,000
Hubber Creek Enhanced Conveyance	City of SA	12,552,307	4,152,351	50,232	374,750	2,634,907	-	-	-	-	-	-	-	4,023,628
Ladde Place	City of SA	21,045,900	3,390,754	5,875,807	1,017,153	-	-	-	-	-	-	-	-	35,152,487
Shane Road Low Water Crossing	City of SA	2,114,787	8,855	3,390,754	2,535,750	317,451	-	-	-	-	-	-	-	21,472,486
Rock Creek Enhanced Conveyance	City of SA	1,081,728	1,102,722	1,117,611	72,105	-	-	-	-	-	-	-	-	2,123,642
San Pedro Heusche Phase II	City of SA	1,081,728	583,737	-	-	-	-	-	-	-	-	-	-	3,374,166
San Pedro Heusche Phase III	City of SA	5,991,128	-	-	-	-	-	-	-	-	-	-	-	5,991,128
Balovue Heights Storm Water	City of SA	184,221	-	-	-	-	-	-	-	-	-	-	-	184,221
Rossilb Tributary	City of SA	3,138,943	2,207,920	2,324,070	2,087,792	-	-	-	-	-	-	-	-	10,111,876
Roland Avenue Bridge	City of SA	5,321,688	1,915,240	305,609	9,480	-	-	-	-	-	-	-	-	7,549,296
Hubber Creek at Hollyhock	City of SA	394,255	254,500	720,626	153,280	-	-	-	-	-	-	-	-	1,212,661
Hubber Creek at Hollyhock Improvements	City of SA	1,414,000	-	-	-	-	-	-	-	-	-	-	-	1,414,000
SA M&H Creek Drainage Improvements	City of SA	3,815,050	1,231,639	466,237	16,483	-	-	-	-	-	-	-	-	6,166,837
Elmendorf Lake	City of SA	486,362	631,097	3,066,760	3,126,068	-	-	-	-	-	-	-	-	7,486,362
French Creek Drainage Study	City of SA	167,676	-	-	-	-	-	-	-	-	-	-	-	167,676
French Creek Tributary	City of SA	482,425	637,515	120,198	792,457	-	-	-	-	-	-	-	-	5,791,200
Barham Drive	City of SA	538,670	-	8,500,000	-	-	-	-	-	-	-	-	-	9,038,670
Barham Drive	City of SA	316,347	-	-	-	-	-	-	-	-	-	-	-	316,347
Science Park	City of SA	376,782	-	-	-	-	-	-	-	-	-	-	-	376,782
San Pedro Heusche Phase III	City of SA	767,165	952,784	668,124	-	-	-	-	-	-	-	-	-	2,388,073
VIEW Drainage	City of SA	138,631	-	-	-	-	-	-	-	-	-	-	-	138,631
VIEW Drainage	City of SA	2,044,389	-	-	-	-	-	-	-	-	-	-	-	5,130,721
VIEW Drainage	City of SA	4,201,542	-	-	-	-	-	-	-	-	-	-	-	4,201,542
Consequent Creek Drainage Improvement	City of SA	167,240	248,699	2,286,611	2,283,540	-	-	-	-	-	-	-	-	9,367,147
Jones Millberger at Elm Creek	City of SA	345,185	216,635	236,148	2,953,316	-	-	-	-	-	-	-	-	1,258,153
Prue Road at French Creek	City of SA	107,504	317,122	42,695	2,183,942	-	-	-	-	-	-	-	-	5,285,311
North Verde Road LWC	City of SA	70,340	265,808	1,608	80,077	-	-	-	-	-	-	-	-	2,665,575
Shade Creek Tributary	City of SA	67,525	3,096,636	7,079,651	6,428,934	-	-	-	-	-	-	-	-	15,046,663
San Pedro Heusche	City of SA	7,155	-	-	-	-	-	-	-	-	-	-	-	7,155
Woodlawn at 36th Street Drain	City of SA	240,794	158,602	18,816	-	-	-	-	-	-	-	-	-	223,14,860
Sedgwick Channel Phase II Flood	City of SA	-	4,000,000	-	-	-	-	-	-	-	-	-	-	4,000,000
Mission Trail	City of SA	166,691	-	-	-	-	-	-	-	-	-	-	-	1,490,132
Meigs Creek Lateral Park	City of SA	-	-	-	-	-	-	-	-	-	-	-	-	4,000,000
Mission Trail	City of SA	-	-	-	-	-	-	-	-	-	-	-	-	166,691
Mission Road	City of SA	-	-	3,143,133	-	-	-	-	-	-	-	-	-	3,143,133
Mission Road	City of SA	-	-	-	-	-	-	-	-	-	-	-	-	500,000
CentromedWellness Facility	City of Converse	348,320	74,730	14,762	10,763	-	-	-	-	-	-	-	-	2,699
Herberg Historic Center	Non Profit	250,000	-	-	-	-	-	-	-	-	-	-	-	736,077
The Dobbins Center Association	Non Profit	-	-	-	-	-	-	-	-	-	-	-	-	3,000,000
Cowpoint, Inc.	Non Profit	-	-	-	-	-	-	-	-	-	-	-	-	740,000
Tobin Center Parking Garage	Non Profit	-	-	-	-	-	-	-	-	-	-	-	-	1,507,500
Almadia Theatre	Non Profit	-	-	-	-	-	-	-	-	-	-	-	-	325,000
Espenanza Peace and Justice Center	Non Profit	-	-	-	-	-	-	-	-	-	-	-	-	11,697,917
Elmendorf Center	Non Profit	-	-	-	-	-	-	-	-	-	-	-	-	5,689,493
Elmendorf Center	Non Profit	-	-	-	-	-	-	-	-	-	-	-	-	100,000
Elmendorf Center	Non Profit	-	-	-	-	-	-	-	-	-	-	-	-	100,000
Mission Road Restoration	SA River Auth.	152,692,041	7,534,075	771,737	663,750	-	-	-	-	-	-	-	-	1,700,000
Mission Road Restoration - Bertrams	SA River Auth.	2,763,029,294	558,648	-	-	-	-	-	-	-	-	-	-	162,490,085
Mission Road Restoration - Bertrams	SA River Auth.	10,668,067	-	-	-	-	-	-	-	-	-	-	-	28,188,943
Galvans 8 Increase Detention	SA River Auth.	1,496,402	7,507	-	-	-	-	-	-	-	-	-	-	1,496,402
Galvans 8 Increase Detention	SA River Auth.	327,101	482,932	786,627	651,672	-	-	-	-	-	-	-	-	993,350
Galvans 8 Increase Detention	SA River Auth.	-	-	-	-	-	-	-	-	-	-	-	-	2,934,467



Table 19 (Continued)

Table 19 (Continued)

**Bexar County, Texas  
COUNTY EXPENDITURES FOR ASSETS OWNED BY OTHER ENTITIES  
Current and Nine Years Ago<sup>1</sup>  
(Unaudited)**

Description	Ownership	Prior Years					Ending Balance
		2017	2018	2019	2020	2021	
		Expenditure	Expenditure	Expenditure	Expenditure	Expenditure	Balance
<b>GOVERNMENTAL ACTIVITIES (Continued)</b>							
Engleland Ranch - Betterments	SA River Auth.	2,773,281	-	-	-	-	2,773,281
Engleland Ranch	SA River Auth.	953,244	-	-	-	-	953,244
Martinez Dams	SA River Auth.	643,264	761,723	691,446	1,100,455	-	4,422,702
Park Ranch	SA River Auth.	1,344,398	4,204	-	-	-	1,348,602
Millicane and Mulberry	SA River Auth.	-	-	-	-	-	854,793
St. Mary's Drainage Project	St. Mary's Univ.	1,735,128	661	-	-	-	1,735,788
Sewer Rehabilitation Economic Development	SA Water System	749,364	-	-	-	-	749,364
State Highway 211 Right of Way	ST/ATE	6,693,346	-	-	-	-	6,693,346
Blanco Road	ST/ATE	9,839,346	-	600,000	-	-	10,439,346
Loop 1604 - Lower Squin Road	ST/ATE	27,674,457	-	-	-	-	27,674,457
Colborn Road FM 471	ST/ATE	2,315,217	11,326,891	14,645,785	650,397	-	28,967,673
Potrancos Road FM 1957	ST/ATE	1,564,183	256,172	117,218	1,232,678	-	18,437,063
US Highway 281 and Loop 1604	ST/ATE	135,370	259,183	24,419	7,388,218	-	41,359,666
Alamo Ranch Parkway	ST/ATE	92,000,000	-	-	60,919,967	-	192,000,000
School of Osteopathic Medicine	Univ. of Incarnate Word	-	-	-	-	-	1,763,459
Haven for Hope Homeless Campus	Haven for Hope	11,760,925	57,799	681,275	-	-	1,500,000
Medina Lake Dam	Bexar/Medina/Atascosa	1,232,350	12,410	20,528	25,810	-	12,499,999
Jefferson H.S. Drainage-Flood	San Antonio ISD	-	-	-	750,000	-	2,151,954
Total Governmental Activities		\$18,936,090	\$74,730,779	\$36,698,844	\$43,812,894	\$58,375,274	\$1,059,460,506
<b>Business-Type Activities</b>							
Mission Ranch		\$ 6,741,711	\$ -	\$ -	\$ -	\$ -	\$ 6,741,711
Engleland Ranch		677	-	-	-	-	1,035,687
Park Ranch		677	-	-	-	-	8,000,000
Veteran's Memorial Plaza		2,739,973	5,260,026	-	-	-	2,630,483
Briscoe River Portal		2,630,483	-	-	-	-	15,000,001
UTSA Soccer/Track		14,589,742	410,259	-	-	-	7,000,000
NISD National Swim Center		7,000,000	-	-	-	-	5,000,000
Hartman/Sour Soccer		5,000,000	-	-	-	-	4,993,557
Brooks City Soccer		4,846,929	146,629	-	-	-	16,074,615
Mission Conception Athletic Co.		16,074,615	-	-	-	-	5,230,000
Cabrera Creek Soccer		5,230,000	-	-	-	-	6,000,000
St. Mary's Athletic Comp.		6,000,000	-	-	-	-	7,497,144
Classics Elite Soccer		1,199,955	-	-	-	-	2,670,000
Wheatly Heights Athletic Comp.		7,497,144	-	-	-	-	3,293,147
Big Altmeyer Little League		2,670,000	-	-	-	-	1,997,029
St. Skyline Baseball		2,253,147	-	-	-	-	17,255,394
Texas Swimming Academy		3,985,659	11,380	-	-	-	89,745,500
Community Multi Purpose		7,760,839	7,343,351	2,151,204	-	-	6,002,814
Performing Arts Center		70,719,478	19,026,112	-	-	-	4,000,000
Alameda Theater		5,710,923	289,077	2,814	-	-	-
Briscoe Western Art Foundation		4,000,000	-	-	-	-	-
Total Business-Type Activities		179,691,952	32,486,834	2,154,018	-	-	213,567,814
<b>Total County Expenditures for Assets Owned by Others</b>		\$19,084,174	\$74,730,779	\$36,698,844	\$43,812,894	\$58,375,274	\$1,274,828,320

Note: <sup>1</sup> The information will be presented on a prospective basis. Further, expenses related to governmental activities began in 2007 and business-type activities began in 2009.

**Table 20**  
**Bexar County, Texas**  
**DEMOGRAPHIC AND ECONOMIC STATISTICS**  
**Last Ten Fiscal Years**  
**(Unaudited)**

Year	Estimated Population <sup>1</sup>	Personal Income (thousands of dollars) <sup>2</sup>	Per Capita Personal Income <sup>3</sup>	Unemployment Rate <sup>4</sup>	School Enrollment <sup>5</sup>	University Enrollment <sup>6</sup>
2013	1,817,610	70,896,476	39,005	6.2%	334,351	120,273
2014	1,855,866	75,825,317	40,857	4.8%	344,548	119,482
2015	1,897,753	81,038,194	42,702	3.7%	350,256	120,242
2016	1,928,680	84,122,309	43,617	4.0%	353,621	123,584
2017	1,958,578	85,782,196	43,798	3.2%	354,665	126,570
2018	1,986,049	91,473,170	46,058	3.3%	354,828	126,616
2019	1,986,049	95,529,678	47,930	3.0%	349,962	135,233
2020	2,003,534	98,440,756	48,989	8.0%	353,354	137,077
2021	2,009,324	105,022,781	51,780	4.6%	343,276	132,058
2022	2,028,236	N/A	N/A	3.6%	343,290	132,060

**Source:** <sup>1</sup> Source for Fiscal Year 2013 - 2021 - U.S. Census Bureau as of July 1, 2022 (www.census.gov).  
<sup>2</sup> The population for Fiscal Year 2022 will not be made available until July.  
<sup>3</sup> Per capita personal income was computed using Census Bureau mid-year population estimates.  
<sup>4</sup> Personal Income and Per Capita Personal Income Figures - Bureau of Economic Analysis (2013 - 2021).  
<sup>5</sup> Figures for 2022 were not available for personal income and per capita personal income.  
<sup>6</sup> Unemployment rates - Texas Workforce Commission September 2022, Quarterly Report.  
<sup>7</sup> School Enrollment for schools located in Bexar County - Texas Education Agency.  
<sup>8</sup> Enrollment figures are for grades Pre-K through 12th grade. University enrollment figures are not included.  
<sup>9</sup> Figures represent Fall enrollment for the calendar year.

**Table 21**  
**Bexar County, Texas**  
**PRINCIPAL EMPLOYERS**  
**Current Year and Nine Years Ago<sup>1</sup>**  
**(Unaudited)**

Principal Employers	Category	Total	Percent of County Employment
Joint Base San Antonio <sup>1, 8, 3</sup>	Government	74,289	8.23
H.E.B. Grocery Company	Retail	29,140	3.23
USAA	Finance/ Insurance	19,000	2.11
Northside Independent School District	Services	12,605	1.40
City of San Antonio	Government	12,334	1.37
Methodist Healthcare System <sup>3</sup>	Medical	9,761	1.08
University Health System	Medical	9,682	1.07
Northside Independent School District <sup>3</sup>	Services	8,152	0.90
San Antonio Independent School District	Services	7,315	0.81
Rackpace	Services	6,500	0.70
<b>TOTAL</b>		<b>188,578</b>	<b>20.90</b>
<b>Total County Employment for 2021<sup>2</sup></b>		<b>902,297</b>	
<b>Principal Employers</b>	<b>Category</b>	<b>Total</b>	<b>Percent of County Employment</b>
Joint Base San Antonio <sup>1</sup>	Government	100,802	13.08
H.E.B. Grocery Company	Retail	17,717	2.30
USAA	Finance/Insurance	15,900	2.06
City of San Antonio	Government	13,573	1.76
Northside Independent School District	Services	13,356	1.73
Northside Independent School District	Services	8,500	1.10
Methodist Healthcare System	Medical	8,118	1.05
San Antonio Independent School District	Services	7,425	0.96
Baptist Health System	Medical	7,205	0.93
UT Health Science Center at San Antonio	Medical	6,702	0.87
<b>TOTAL</b>		<b>199,298</b>	<b>25.86</b>
<b>Total County Employment for 2013<sup>2</sup></b>		<b>770,825</b>	

**Source:** San Antonio Business Journal Book of Lists 2022-2023, Greater San Antonio Chamber of Commerce and confirmation from individual corporate human resource offices.  
**Note:** <sup>1</sup> Under the BRAC Joint Basing Recommendation for San Antonio, installation support functions at the Army's Fort Sam Houston were combined with those at Randolph and Lackland Air Force Bases under a single organization (Joint Base San Antonio). Includes military personnel and civilian personnel.  
<sup>2</sup> Total County Employment figure for 2013 and 2022 - Texas Workforce Commission website.  
<sup>3</sup> Figures for 2021 were used for 2022 as responses to inquiries would not be met by deadline.

Table 22 (Continued)

Table 22

Bexar County, Texas  
**OPERATING INDICATORS BY FUNCTION/PROGRAM**  
 Last Ten Fiscal Years  
 (Unaudited)

Function/Program	2022	2021	2020	2019	2018	2017	2016	2015	2014	2013
<b>PUBLIC SAFETY</b>										
Sheriff-Adult Detention	3825	3485	3252	3529	3579	3378	2946	3131	3,253	3,149
Male	620	513	520	633	651	616	576	594	574	521
Female	45,641	43,821	46,316	60,059	62,684	58,520	53,002	58,986	61,378	62,031
Number of Prisoners Booked	43,121	41,283	44,575	56,731	58,456	56,682	52,782	58,070	60,871	61,653
Number of Unarmed Officers	1,013	903	903	903	871	870	868	868	912	866
Sheriff-Law Enforcement	274	274	275	275	262	236	254	235	N/A	N/A
Parole	396	378	393	392	389	376	371	385	533	532
<b>JUDICIAL</b>										
<b>District Courts</b>										
Criminal	12,527	12,009	12,703	14,268	13,464	13,416	12,180	12,249	11,651	11,980
Civil	37,312	21,167	40,125	44,440	45,929	45,482	47,296	43,190	39,269	42,749
Juvenile	873	844	1,065	1,398	1,846	1,944	1,789	2,006	2,062	3,213
<b>County Courts-At Law</b>										
Criminal	22,777	22,702	22,992	26,642	29,359	27,129	25,417	29,573	32,452	33,174
Civil	5,817	3,886	7,417	12,209	9,948	9,730	9,250	9,527	8,557	9,145
Probate	5,307	4,850	4,890	5,034	5,075	4,949	4,806	4,937	4,789	4,677
Mental Health	4,689	4,347	5,158	7,754	7,247	7,102	8,178	7,981	7,802	7,265
<b>Justice of the Peace Courts</b>	86,264	72,375	79,713	138,385	144,603	154,728	162,478	168,906	205,553	204,041
<b>HEALTH &amp; PUBLIC CARE</b>										
Number of Grants	65	60	14	41	30	39	60	73	44	46
Federal	134	131	149	151	139	131	74	30	56	40
State	17	15	11	2	2	2	0	0	0	0
Local	30	33	47	46	44	46	17	25	18	9
Private	2,542	3,139	3,109	3,234	3,631	3,719	4,834	5,002	5,445	5,571
Children in DFPS legal responsibility <sup>1</sup>	1,074	1,722	1,739	1,702	2,049	2,867	1,910	1,562	1,887	1,877
Children in Substitute Care <sup>2</sup>	3,990	3,502	3,667	3,651	3,835	3,587	3,155	3,138	3,579	3,413
Children in Foster Care <sup>3</sup>	16,750	18,750	18,625	22,700	4,500	4,200	4,000	3,402	2,800	2,400
Number of Work Orders for Road Maintenance <sup>4</sup>	7,150	6,400	5,150	5,150	6,250	6,200	6,100	6,043	1,250	1,250
Number of Work Orders for Traffic Maintenance <sup>5</sup>	18	8	8	9	13	17	18	19	12	13
Number of Capital Projects in Design	14	13	13	16	15	13	12	14	9	9
Number of Capital Projects in Construction	15	0	9	9	16	14	13	11	8	2
<b>GENERAL GOVERNMENT</b>										
Commissioners Court	22	22	20	20	23	24	24	29	25	24
Regular Sessions	5	6	9	7	6	4	8	6	8	9
Special Sessions (Work Sessions)										

<sup>1</sup>Source: Bexar County Annual Budget.  
 Note: Includes only officers from the patrol division.  
<sup>2</sup>Total now includes law enforcement officers from all divisions except Adult Detention.  
<sup>3</sup>Totals are from the Texas Department of Family and Protective Services website.  
<sup>4</sup>Totals are from the Texas Department of Transportation website.  
<sup>5</sup>Work order system updated to an activity based system beginning in 2019.  
 The Texas Department of Family and Protective Services Child Welfare Board to facilitate implementation and administration of the Children's Protective Program. Children in foster care are placed in foster homes or institutions, children in substitute care are placed in treatment facilities, hospitals, adoptive homes, or independent living arrangements. Children in the legal responsibility of DFPS are those whom the courts have awarded legal responsibility by temporary or permanent managing conservatorship or other court ordered legal basis. Children may result in an out of home placement or were returned to their home of origin.

Table 23 (Continued)

Table 23

Bexar County, Texas  
 CAPITAL ASSET STATISTICS BY FUNCTION/PROGRAM  
 Last Ten Fiscal Years  
 (Unaudited)

Function/Program	2022	2021	2020	2019	2018	2017	2016	2015	2014	2013
<b>PUBLIC SAFETY</b>										
Sheriff-Adult Detention	5,075	5,075	5,075	4,563	4,563	4,563	4,563	4,563	4,563	4,563
Sheriff-Law Enforcement	232	307	295	288	266	252	164	152	135	132
<b>JUDICIAL</b>										
<b>District Courts</b>										
Criminal	12	12	13	13	13	13	13	13	12	12
Civil	14	14	14	14	14	14	14	14	14	14
Juvenile	3	3	3	3	3	3	3	3	3	3
<b>County Courts-At-Law</b>										
Criminal	13	13	13	13	13	13	13	13	13	13
Civil	2	2	2	2	2	2	2	2	2	2
Probate	2	2	2	2	2	2	2	2	2	2
<b>Justice of the Peace Courts</b>										
	5	5	5	5	7	7	8	8	8	8
<b>EDUCATION &amp; RECREATION</b>										
County Parks	485	481	481	485	481	481	481	481	481	481
	11	11	11	11	11	11	11	11	11	11
	3	3	3	3	3	3	3	3	3	3
<b>PUBLIC WORKS</b>										
Road Miles Maintained	1,425	1,400	1,400	1,375	1,375	1,350	1,310	1,270	1,270	1,231
Road Resurfaced (miles)	125	111	164	150	114	118	80	76	97	122
Heavy Trucks/Equipment	288	290	287	291	290	273	261	280	278	312
<b>GENERAL GOVERNMENT</b>										
Number of Light Vehicles <sup>1</sup>	1001	974	936	882	895	870	894	925	911	670

Source: Bexar County Annual Budget.  
 Note: <sup>1</sup> Light vehicles have a carrying capacity of one ton and under. This includes cars used by every department except the Sheriff Department.

Table 24

Bexar County, Texas  
**FULL-TIME EQUIVALENT COUNTY GOVERNMENT EMPLOYEES BY FUNCTION/PROGRAM**  
 Last Ten Fiscal Years  
 (Unaudited)

Function/Program	2013	2014	2015	2016	2017	2018	2019	2020	2021	2022
General Government/ Administrative	932	925	888	729	754	778	789	795	831	863
Judicial										
Public safety	1,849	1,899	2,056	2,065	2,054	2,042	2,164	2,171	2,125	2,378
Officers	659	717	622	659	688	666	742	760	758	785
Civilians										
Education and recreation	71	70	79	81	86	87	90	91	90	86
Public works	256	264	264	264	267	274	275	279	281	288
Health and public welfare	109	109	91	87	98	68	91	81	85	109
Total	4,568	4,670	4,729	4,845	4,919	4,874	5,185	5,250	5,178	5,566

Source: Bexar County Adopted Budget.

Table 25

Bexar County, Texas  
**Texas County and District Retirement System**  
**ANALYSIS OF FUNDING PROGRESS AND CONTRIBUTION RATES**  
 Last Ten Fiscal Years  
 (Unaudited)

Fiscal Year	Actuarial Value of Assets	Actuarial Liability	Funded Ratio	Unfunded Actuarial Liability	Annual Covered Payroll <sup>1</sup>	UAAI as a Percentage of Covered Payroll	Total TCDRS Required Contribution Rate
2013 <sup>3</sup>	718,024,251	869,092,086	82.62%	151,067,835	220,622,466	68.47%	12.38%
2014	758,367,617	904,435,389	83.85%	146,067,772	231,087,684	63.21%	13.31%
2015	796,582,916	973,093,924	81.86%	176,511,008	240,592,521	73.37%	13.18%
2016	1,180,704,918	1,368,562,738	86.27%	187,857,820	251,555,949	74.77%	13.08%
2017	1,265,883,701	1,459,022,626	86.76%	193,138,925	265,871,892	72.64%	13.21%
2018	1,331,347,418	1,543,964,621	86.23%	212,617,203	280,604,553	75.77%	13.61%
2019 <sup>4</sup>	1,423,459,856	1,632,747,891	87.18%	209,288,035	292,471,601	71.56%	13.86%
2020	1,548,619,642	1,813,773,071	85.29%	267,153,429	296,744,167	90.03%	13.86%
2021	1,643,206,947	1,894,583,439	86.73%	251,376,492	297,207,341	84.58%	13.86%
2022 <sup>5</sup>	N/A	N/A	N/A	N/A	N/A	N/A	14.44%

Note: <sup>1</sup> The annual covered payroll is based on the employee contribution received by TCDRS for the year ending with the valuation date.

<sup>2</sup> Fiscal Year 2022 figures will not be available from TCDRS until April or May 2023.

<sup>3</sup> Funding information for 2013 may differ from prior year compliance due to plan changes effective January 1, 2014.

<sup>4</sup> In 2019, Commissioners Court adopted an elected contribution rate of 13.61%.

<sup>5</sup> In January 2022, Commissioners Court adopted a required contribution rate of 14.44%.

Table 26

Bexar County, Texas  
LEGAL DEBT MARGIN INFORMATION  
Last Ten Fiscal Years  
(Unaudited)

Legal Debt Margin Calculation for Fiscal Year 2022	
Assessed Value of All Taxable Property	\$ 191,621,280,326
Assessed Value of Real Property	\$ 175,969,721,689
Roads Debt Limit (25% of Assessed Value of Real Property) <sup>a</sup>	\$ 43,992,430,422
Amount of Debt Applicable to Constitutional Debt Limit:	
Total Bonded Debt Applicable	130,130,000
Less: Debt Service Available Funds <sup>1</sup>	119,540,200
Legal Debt Margin, Bonds Issued under Article 3, Section 52 of the Texas Constitution	\$ 43,872,890,222

Year	Debt Limit	Total Net Debt Applicable to Limit	Legal Debt Margin	Total Net Debt Applicable to the Limit as a Percentage of Debt Limit
2013	23,084,641,277	29,321,566	23,083,557,632	0.13%
2014	24,444,710,084	27,292,098	24,417,417,986	0.11%
2015	24,781,567,617	24,691,199	24,756,876,418	0.10%
2016	28,331,876,690	22,661,612	24,758,906,005	0.08%
2017	31,269,427,790	20,612,362	28,311,264,328	0.07%
2018	33,888,607,849	57,315,675	33,831,292,174	0.17%
2019	36,444,179,154	54,278,400	36,389,900,754	0.15%
2020	39,128,489,319	124,229,950	39,004,259,369	0.32%
2021	41,702,272,434	119,502,450	41,582,769,984	0.29%
2022	43,992,430,422	119,540,200	43,872,890,222	0.27%

<sup>a</sup> Bonds Issued Under Article 3, Section 52 of the Texas Constitution

The County is authorized under Article 3, Section 52 of the State Constitution to issue bonds payable from ad valorem taxes for the construction and maintenance of roads. There is no constitutional or statutory limit as to rate on bonds issued pursuant to such constitutional provision. However, the amount of bonds which may be issued is limited to 25% of the assessed valuation of real property in the County.

<sup>1</sup> Amount estimated based on the subsequent year debt requirement assumed to be available from the Debt Service Fund balance of \$54,282,717

Bonds Issued Under Article 8, Section 9 and Article 11, Section 2 of the Texas Constitution

In addition to unlimited tax bonds the County may issue bonds payable from the proceeds of a limited ad valorem tax provided for in Article 8, Section 9 of the State Constitution. Such constitutional provision provides that a county is limited to an ad valorem tax rate of \$0.80 per \$100 of assessed valuation for General Fund purposes.

Certain of the County's bonds payable from such limited tax may be issued under the provisions of Article 722, Vernon's Texas Civil Statutes. The principal amount of all bonds which may be issued under the provisions of such Statute is limited to the aggregate to 5% of all taxable property. The debt limit in Article 722 is approximately \$9,581,664,016 compared to applicable bonds outstanding at September 30, 2022 of \$1,885,060,060.

Table 27

Bexar County, Texas  
MISCELLANEOUS INFORMATION  
(Unaudited)

Employment Statistics <sup>1</sup>		2022	2013
Total Employed		902,297	768,213
Total Unemployed		34,756	51,062
Total Labor Force		937,053	819,275
Percent of Unemployment		3.6%	6.2%

Non-agricultural employment by categories <sup>2</sup>		2022	Percent	2013	Percent
Natural Resources & Mining		3,504	0.39	4,300	0.50
Construction		44,939	4.98	42,500	4.75
Manufacturing		40,989	4.54	46,900	5.24
Trade/Transportation/Utilities		155,737	17.26	151,800	16.96
Information		16,041	1.78	21,000	2.35
Finance Activities		79,040	8.76	70,600	7.89
Services and Miscellaneous <sup>3</sup>		419,319	46.47	393,400	43.94
Government		142,728	15.82	164,600	18.38

San Antonio Water System		County	
Water Connections	Registered Voters <sup>4</sup>	Water Connections	Registered Voters <sup>4</sup>
2013	741,467	331,192	912,093
2014	756,545	334,023	918,912
2015	771,603	336,645	929,609
2016	786,455	338,951	937,460
2017	804,675	343,754	942,552
2018	821,675	347,408	949,893
2019	840,750	352,585	951,361
2020	860,934	358,495	959,392
2021	884,811	366,709	964,591
2022	907,526	373,998	973,331

**Source:** <sup>1</sup> Texas Workforce Commission, Unemployment (LAUS) Report. Employment statistics are presented for the current year and for fiscal year 2013 for a limited ten year presentation.   
<sup>2</sup> The Texas Workforce Commission, LMCI Economic Profiles, San Antonio, MSA Report.   
<sup>3</sup> Professional & Business Services, Educational & Health Services, Leisure & Hospitality, and Other Services are combined.   
<sup>4</sup> Formerly called City Public Service.   
<sup>5</sup> Bexar County Elections Department.




Photo by Adnan Ahmetovic

**INDEPENDENT AUDITOR'S REPORT ON INTERNAL CONTROL OVER FINANCIAL REPORTING AND ON COMPLIANCE AND OTHER MATTERS BASED ON AN AUDIT OF FINANCIAL STATEMENTS PERFORMED IN ACCORDANCE WITH GOVERNMENT AUDITING STANDARDS**

To the Honorable County Judge and Commissioners  
Bexar County, Texas

We have audited, in accordance with the auditing standards generally accepted in the United States of America and the standards applicable to financial audits contained in Government Auditing Standards issued by the Comptroller General of the United States, the financial statements of the governmental activities, the business-type activities, the aggregate discretely presented component units, each major fund, and the aggregate remaining fund information of Bexar County, Texas (the County), as of and for the year ended September 30, 2022, and the related notes to the financial statements, which collectively comprise the County's basic financial statements, and have issued our report thereon dated March 31, 2023. We did not audit the financial statements of the University Health System (the System) and the Westside 211 Special Improvement District (the Westside 211 SID), discretely presented component units. Those financial statements were audited by other auditors whose report thereon has been furnished to us, and our opinion, insofar as it relates to the amounts included for the System and the Westside 211 SID, is based solely on the reports of the other auditors.

Our report includes a reference to other auditors who audited the financial statements of the System, as described in our report on the County's financial statements. This report does not include the results of the other auditors' testing of internal control over financial reporting or compliance and other matters that are reported on separately by these auditors. The financial statements of the Cibola Canyons Special Improvement District (the District) and the Westside 211 SID, discretely presented component units, were not audited in accordance with Government Auditing Standards.

**Report on Internal Control over Financial Reporting**

In planning and performing our audit of the financial statements, we considered the County's internal control over financial reporting (internal control) as a basis for designing audit procedures that are appropriate in the circumstances for the purpose of expressing our opinions on the financial statements, but not for the purpose of expressing an opinion on the effectiveness of the County's internal control. Accordingly, we do not express an opinion on the effectiveness of the County's internal control.

207 Ardles Grove  
San Antonio, Texas 78215  
210/227-1389  
Fax:227-0716

A deficiency in internal control exists when the design or operation of a control does not allow management or employees, in the normal course of performing their assigned functions, to prevent, or detect and correct, misstatements, on a timely basis. A material weakness is a deficiency, or a combination of deficiencies, in internal control, such that there is a reasonable possibility that a material misstatement of the entity's financial statements will not be prevented, or detected and corrected, on a timely basis. A significant deficiency is a deficiency, or a combination of deficiencies, in internal control that is less severe than a material weakness, yet important enough to merit attention by those charged with governance.

Our consideration of internal control was for the limited purpose described in the first paragraph of this section and was not designed to identify all deficiencies in internal control that might be material weaknesses or significant deficiencies. Given these limitations, during our audit we did not identify any deficiencies in internal control that we consider to be material weaknesses. However, material weaknesses or significant deficiencies may exist that were not identified.

We noted certain matters that we reported to management of the County in a separate letter dated March 31, 2023.

#### **Report on Compliance and Other Matters**

As part of obtaining reasonable assurance about whether the County's financial statements are free from material misstatement, we performed tests of its compliance with certain provisions of laws, regulations, contracts, and grant agreements, noncompliance with which could have a direct and material effect on the financial statements. However, providing an opinion on compliance with those provisions was not an objective of our audit, and accordingly, we do not express such an opinion. The results of our tests disclosed no instances of noncompliance or other matters that are required to be reported under Government Auditing Standards.

#### **Purpose of This Report**

The purpose of this report is solely to describe the scope of our testing of internal control and compliance and the results of that testing, and not to provide an opinion on the effectiveness of the County's internal control or on compliance. This report is an integral part of an audit performed in accordance with Government Auditing Standards in considering the County's internal control and compliance. Accordingly, this communication is not suitable for any other purpose.

March 31, 2023

### **INDEPENDENT AUDITOR'S REPORT ON COMPLIANCE FOR EACH MAJOR PROGRAM AND ON INTERNAL CONTROL OVER COMPLIANCE REQUIRED BY THE UNIFORM GUIDANCE AND STATE OF TEXAS SINGLE AUDIT CIRCULAR**

To the Honorable County Judge and Commissioners  
Bexar County, Texas

#### **Report on Compliance for Each Major Federal Program**

##### **Opinion on Each Major Federal Program**

We have audited Bexar County, Texas (the County)'s compliance with the types of compliance requirements identified as subject to audit in the OMB Compliance Supplement and the State of Texas Single Audit Circular that could have a direct and material effect on each of County's major federal and state programs for the year ended September 30, 2022. The County's major federal and state programs are identified in the summary of auditor's results section of the accompanying schedule of findings and questioned costs.

The County's basic financial statements include the following discretely presented component units: the University Health System (the System), and the Alamo Regional Mobility Authority (the Authority). These discretely presented component units expended \$48,741,804 and \$5,331,025, respectively, in federal awards. Additionally, the System expended \$3,552,468 in state awards, which are not included in the County's schedule of expenditures of federal and state awards. Our audit, described below, does not include the federal and state expenditures of the System and the Authority because these entities are audited separately. In addition, the System is audited by other auditors.

In our opinion, the County complied, in all material respects, with the types of compliance requirements referred to above that could have a direct and material effect on each of its major federal and state programs for the year ended September 30, 2022.

#### **Basis for Opinion on Each Major Federal and State Program**

We conducted our audit of compliance in accordance with auditing standards generally accepted in the United States of America; the standards applicable to financial audits contained in Government Auditing Standards, issued by the Comptroller General of the United States; the audit requirements of Title 2 U.S. Code of Federal Regulations Part 200, Uniform Administrative Requirements, Cost Principles, and Audit Requirements for Federal Awards (Uniform Guidance) and the audit requirements of the State of Texas Single Audit Circular. Our responsibilities under those standards, the Uniform Guidance and the State of Texas Single Audit Circular are further described in the Auditor's Responsibilities for the Audit of Compliance section of our report.

207 Arden Grove  
San Antonio, Texas 78215  
210/227-1389  
Fax: 227-0716



We are required to be independent of the County and to meet our other ethical responsibilities, in accordance with relevant ethical requirements relating to our audit. We believe that the audit evidence we have obtained is sufficient and appropriate to provide a basis for our opinion on compliance for each major federal and state program. Our audit does not provide a legal determination of the County's compliance with the compliance requirements referred to above.

**Responsibilities of Management for Compliance**

Management is responsible for compliance with the requirements referred to above and for the design, implementation, and maintenance of effective internal control over compliance with the requirements of laws, statutes, regulations, rules, and provisions of contracts or grant agreements applicable to County's federal and state programs.

**Auditor's Responsibilities for the Audit of Compliance**

Our objectives are to obtain reasonable assurance about whether material noncompliance with the compliance requirements referred to above occurred, whether due to fraud or error, and express an opinion on the County's compliance based on our audit. Reasonable assurance is a high level of assurance but is not absolute assurance and therefore is not a guarantee that an audit conducted in accordance with generally accepted auditing standards, Government Auditing Standards, the Uniform Standards, the State of Texas Single Audit Circular and the State of Texas Uniform Grant Management Standards will always detect material noncompliance when it exists. The risk of not detecting material noncompliance resulting from fraud is higher than for that resulting from error, as fraud may involve collusion, forgery, intentional omissions, misrepresentations, or the override of internal control. Noncompliance with the compliance requirements referred to above is considered material if there is a substantial likelihood that, individually or in the aggregate, it would influence the judgment made by a reasonable user of the report on compliance about County's compliance with the requirements of each major federal and state program as a whole.

In performing an audit in accordance with generally accepted auditing standards, Government Auditing Standards, the Uniform Guidance and the State of Texas Single Audit Circular, we:

- Exercise professional judgment and maintain professional skepticism throughout the audit.
- Identify and assess the risks of material noncompliance, whether due to fraud or error, and design and perform audit procedures responsive to those risks. Such procedures include examining, on a test basis, evidence regarding County's compliance with the compliance requirements referred to above and performing such other procedures as we considered necessary in the circumstances.
- Obtain an understanding of County's internal control over compliance relevant to the audit in order to design audit procedures that are appropriate in the circumstances and to test and report on internal control over compliance in accordance with the Uniform Guidance and the State of Texas Single Audit Circular, but not for the purpose of expressing an opinion on the effectiveness of the County's internal control over compliance. Accordingly, no such opinion is expressed.

We are required to communicate with those charged with governance regarding, among other matters, the planned scope and timing of the audit and any significant deficiencies and material weaknesses in internal control over compliance that we identified during the audit.


A deficiency in internal control over compliance exists when the design or operation of a control over compliance does not allow management or employees, in the normal course of performing their assigned functions, to prevent, or detect and correct, noncompliance with a type of compliance requirement of a federal or state program on a timely basis. A material weakness in internal control over compliance is a deficiency, or a combination of deficiencies, in internal control over compliance, such that there is a reasonable possibility that material noncompliance with a type of compliance requirement of a federal or state program will not be prevented, or detected and corrected, on a timely basis. A significant deficiency in internal control over compliance is a deficiency, or a combination of deficiencies, in internal control over compliance with a type of compliance requirement of a federal or state program that is less severe than a material weakness in internal control over compliance, yet important enough to merit attention by those charged with governance.

Our consideration of internal control over compliance was for the limited purpose described in the Auditor's Responsibilities for the Audit of Compliance section above and was not designed to identify all deficiencies in internal control over compliance that might be material weaknesses or significant deficiencies in internal control over compliance. Given these limitations, during our audit we did not identify any deficiencies in internal control over compliance that we consider to be material weaknesses, as defined above. However, material weaknesses or significant deficiencies in internal control over compliance may exist that were not identified.

We noted certain matters that we reported to management of the County in a separate letter dated March 31, 2023.

Our audit was not designed for the purpose of expressing an opinion on the effectiveness of internal control over compliance. Accordingly, no such opinion is expressed.

The purpose of this report on internal control over compliance is solely to describe the scope of our testing of internal control over compliance and the results of that testing based on the requirements of the Uniform Guidance and the State of Texas Single Audit Circular. Accordingly, this report is not suitable for any other purpose.



March 31, 2023





Brewer County, Texas  
SCHEDULE OF EXPENSES - ANNUAL STATE AWARDS  
As of September 30, 2022

Fund / Organization	Grantor/Program Title	Assistance Listing	Pass-through Grant Number	Program Expenditures	Passed Through Sub-recipients
<b>U.S. Department of Transportation</b>					
DT118	U.S. Department of Transportation Highway Safety - S.T.E.P. Comprehensive	20160	2021-Brewer-CSD-S1-YG-00044	323,978	-
DT126	Brewer County Safe-Ride Initiative	20616	2021-Brewer-Cat-G1-YG-0115	16,666	-
	Total U.S. Department of Transportation			340,644	-
100-534	U.S. Department of the Treasury Sheriff Seed Performance Program	21816	N/A	55,239	-
DR111	COVID-19 - Emergency Rental Assistance Program 1	21823	FRS-S10113235	11,375,644	10,051,769
DR112	COVID-19 - Emergency Rental Assistance Program 2	21823	FRS-S10113235	3,275,287	3,200,000
AR1	COVID-19 - Coronavirus Stimulus & Local Fiscal Recovery Funds	21827	S1-FRP-F99	15,112,551	13,254,759
	Total U.S. Department of the Treasury			56,990,887	-
100-400-4036	Total U.S. Department of the Treasury Disability Insurance/SSI Churn SSI Incentive	96001		46,200	-
	Total U.S. Social Security Administration			46,200	-
	Total Federal Funds			98,042,285	18,658,942

Brewer County, Texas  
SCHEDULE OF EXPENSES - ANNUAL STATE AWARDS  
As of September 30, 2022

Fund / Organization	Grantor/Program Title	Assistance Listing	Pass-through Grant Number	Program Expenditures	Passed Through Sub-recipients
<b>STATE FUNDS</b>					
0A1213	Texas Attorney General Texas Department of Transportation-VNF FY2021	N/A	2003822	93,120	93,120
238-100-4642	State Chapter 12 Vote	N/A	N/A	245,916	-
100-100-4602	State Chapter 12 Vote	N/A	N/A	365,970	-
100-100-4606	DA Witness Reimbursement	N/A	N/A	17,566	-
100-100-4609	DA Witness Reimbursement (State SB 1796)	N/A	N/A	127,854	-
302-400-4629	Probate Supplemental	N/A	N/A	1,827,851	-
	Total Texas Comptroller of Public Accounts			2,675,163	-
02106	Texas Governor's Office Brewer County Adult Drug Court	N/A	2407814	216,464	-
02107	Brewer County Veterans Court	N/A	2398212	64,400	-
02108	Brewer County Family Drug Treatment Court	N/A	2398212	185,277	-
02109	Project Connect at Lander P.S.	N/A	2396148	6,493	-
02120	Project Connect at Lander P.S.	N/A	2396148	4,109	-
02122	Project Connect at Lander P.S.	N/A	2396148	4,109	-
02105	Brewer County Juvenile Drug Court	N/A	1092218	24,984	-
02105	John McGovern Family Drug Treatment Pilot Program	N/A	2407814	24,984	-
02105	4th Court of Appeals	N/A	2396148	79,800	-
100-400-4640	Total Texas Governor's Office			901,322	-
DT201	Texas Department of State Health Services Tobacco Use Cessation, Sex Matters RSCV Tobacco Enforcement Program - Tobacco Compliance	N/A	N/A	28,033	-
	Total Texas Department of State Health Services			28,033	-
MS201	Texas Department of Health and Human Services Texas Department of Family Protective Services Early Intervention Program for Toddlers-Project HOPES	N/A	011850109060001 FY22-01	361,196	63,080
MS201	Early Intervention Program for Toddlers-Project HOPES	N/A	011850109060001 FY22-01	15,528	-
	Total Texas Health and Human Services Commission			377,624	63,080

**Bexar County, Texas**  
**NOTES TO THE SCHEDULE OF EXPENDITURES OF FEDERAL AND STATE AWARDS**  
**Year Ended September 30, 2022**

**1. GENERAL**

The accompanying schedule presents the activity of the federal and state award programs of Bexar County, Texas (the "County"), except for the federal and state award programs for the System and the Authority, the discretely presented component units of the County, which have been excluded. The System is audited by other auditors. Separate reports for the System and the Authority are issued for compliance with federal and/or state requirements. The County's reporting entity is defined in Note A.1. to the County's basic financial statements.

**2. BASIS OF ACCOUNTING**

The accounting and financial reporting treatment applied to a fund is determined by its measurement focus. The governmental funds are accounted for using a current financial resources measurement focus. All federal and state grant funds were accounted for in the General Fund, Capital Projects Fund, ARPA Fund, or various special revenue funds included within the "Nonmajor Governmental Funds" column in the governmental fund financial statements. With this measurement focus, only current assets, deferred outflows of resources, current liabilities, and deferred inflows of resources generally are included on the balance sheet. Statements of Revenues and Expenditures and Changes in Fund Balances of these funds present increases (i.e., revenues and other financing sources) and decreases (i.e., expenditures and other financing uses).

The modified accrual basis of accounting is used in the governmental fund financial statements. This basis of accounting recognizes revenues in the accounting period in which they become susceptible to accrual (i.e., both measurable and available) and expenditures in the accounting period in which the fund liability is incurred, if measurable, except for un-matured interest on long-term debt, which is recognized when due, and certain compensated absences and claims and judgments, which are recognized when the obligations are expected to be liquidated with expendable available financial resources.

Federal and state grant funds are considered to be earned to the extent of expenditures made under the provisions of the grant, and accordingly, when such funds are received in advance, they are recorded as unearned revenue until earned. Expenditures for some programs are not specifically attributable to the federal revenue source and are shown on the schedule in amount equal to the federal and/or state revenue.

**3. INDIRECT COST**

Indirect costs are those that have been incurred for common or joint purposes. These costs benefit more than one cost objective and cannot be readily identified with a particular final cost objective without effort disproportionate to the results achieved. After direct costs have been determined and assigned directly to Federal awards and other activities as appropriate, indirect costs are those remaining to be allocated to benefited cost objectives. The County has elected to charge only direct costs to state and federal programs.

**4. CONTINGENT LIABILITIES RELATED TO COMPLIANCE**

The County participates in numerous state and federal grant programs that are governed by various rules and regulations of the grantor agencies. Costs charged to the respective grant programs are subject to audit and adjustment by the grantor agencies; therefore, to the extent that the County has not complied with the rules and regulations governing the grants, if any, refunds of any money received may be required, and the collectability of any related receivable at September 30, 2022 may be impaired.

**Bexar County, Texas**  
**SCHEDULE OF EXPENDITURES OF FEDERAL AND STATE AWARDS**  
**As of September 30, 2022**

Fund / Organization	Grantor/Program Title	Agency Listing	Grantor or Pass-through Number	Program Expenditures	Passed to Sub-recipients
100-1001-46-655	<b>Texas Commission on Environmental Quality</b> Texas Commission on Environmental Quality	N/A	N/A	17,618	-
	<b>Total Texas Commission on Environmental Quality</b>			17,618	-
MS306	<b>Texas Judicial Defense Commission</b> FY20 Public Defender Month 1 Health DR Expansion Improvement Grant	N/A	212-26-3012	192,425	-
MS4000-46-504	FY21 Forensic Grant Program	N/A	212-22-4015	192,549	-
MS4000-46-504	FY22 Forensic Grant Program	N/A	212-22-4015	192,549	-
MS3267	FY22 Mental Assigned Counsel Program Improvement Grant	N/A	212-22-4001	671,738	-
	<b>Total Texas Judicial Defense Commission</b>			1,159,861	-
MS3010	<b>Texas Veterans Commission</b> Bexar County High Veterans Program	N/A	FVA26-408	76,522	-
MS3112	Bexar County VET Midstreamer	N/A	VTC1-401	172,772	-
MS3111	Bexar County VET Midstreamer Treatment Court	N/A	GTVC1-400	124,443	-
MS3122	Bexar County VET Midstreamer Treatment Court	N/A	GTVC2-400	4,188	-
MS3211	Bexar County Felony Veterans Treatment Court	N/A	VTC2-406	4,188	-
	<b>Total Texas Veterans Commission</b>			381,977	-
	<b>Total State Funds</b>			6,668,526	165,339
	<b>Total Federal and State Funds</b>			\$ 104,582,723	\$ 18,786,312

**BEXAR COUNTY, TEXAS**  
**SCHEDULE OF FINDINGS AND QUESTIONED COSTS**  
 Year Ended September 30, 2022

**SECTION I -- SUMMARY OF AUDITOR'S RESULTS**

<i>Financial Statements</i>	
Type of auditor's report issued:	Unmodified
Internal control over financial reporting: Material weakness(es) identified?	___ Yes <u> X </u> No
Significant deficiency(ies) identified not considered to be material weaknesses?	___ Yes <u> X </u> None Reported
Noncompliance material to financial statements noted?	___ Yes <u> X </u> No

<i>Federal and State Awards</i>	
Internal control over major programs: Material weakness(es) identified?	___ Yes <u> X </u> No
Significant deficiency(ies) identified not considered to be material weaknesses?	___ Yes <u> X </u> None Reported
Type of auditor's report issued on compliance for major programs:	Unmodified
Any audit findings disclosed that are required to be reported in accordance with 2 CFR 200.516(g)?	___ Yes <u> X </u> No

<i>Identification of Major Programs</i>	
CFDA Number(s)	Name of Federal or State Program
Federal	
21.027	COVID-19 - Coronavirus State and Local Fiscal Recovery Funds
93.568	Low Income Home Energy Assistance Program
21.023	COVID-19 - Emergency Rental Assistance Program

**BEXAR COUNTY, TEXAS**  
**SCHEDULE OF FINDINGS AND QUESTIONED COSTS**  
 Year Ended September 30, 2022

**SECTION I -- SUMMARY OF AUDITOR'S RESULTS (Continued)**

<i>Identification of Major Programs</i>	
CFDA Number(s)	Name of Federal or State Program
State	
N/A	State Indigent Defense Program <ul style="list-style-type: none"> <li>• Public Defender Mental Health Division Expansion Improvement Grant</li> <li>• Formula Grant Program</li> <li>• Managed Assigned Counsel Program Improvement Grant</li> </ul>
Dollar threshold used to distinguish between Type A and Type B programs:	
Federal -- \$2,967,126	
State -- \$750,000	
Auditee qualified as low-risk auditee?	<u> X </u> Yes    ___ No

**SECTION II -- FINANCIAL STATEMENT FINDINGS**

There are no financial statement findings required to be reported in accordance with *Government Auditing Standards* for the year ended September 30, 2022.

**SECTION III -- FEDERAL AND STATE AWARD FINDINGS AND QUESTIONED COSTS**

There are no federal or state award findings and questioned costs required to be reported in accordance with 2 CFR 200.516(g) for the year ended September 30, 2022.

**SECTION IV -- PRIOR YEAR FEDERAL AND STATE AWARD FINDINGS**

There are no prior year federal or state award findings for the year ended September 30, 2022.

**APPENDIX D**  
**FORM OF BOND COUNSEL'S OPINION**

(this page intentionally left blank)



# BRACEWELL

[Closing Date]

\$ \_\_\_\_\_  
BEXAR COUNTY, TEXAS  
COMBINATION TAX AND REVENUE CERTIFICATES OF OBLIGATION,  
SERIES 2023

We have acted as bond counsel for Bexar County, Texas (the “Issuer”), in connection with an issue of certificates of obligation described as follows:

BEXAR COUNTY, TEXAS COMBINATION TAX AND REVENUE CERTIFICATES OF OBLIGATION, SERIES 2023, dated December 1, 2023 (the “Certificates”).

The Certificates mature, bear interest, are subject to redemption prior to maturity and may be transferred and exchanged as set out in the Certificates and in the order adopted by the Issuer’s Commissioners Court authorizing their issuance (the “Certificate Order”), a Pricing Certificate executed by an Authorized Officer pursuant to the authority delegated in the Certificate Order (the “Pricing Certificate” and, together with the Certificate Order, the “Order”).

We have acted as bond counsel for the sole purpose of rendering an opinion with respect to the legality and validity of the Certificates under the Constitution and laws of the State of Texas, and with respect to the excludability of interest on the Certificates from gross income for federal income tax purposes. We have not investigated or verified original proceedings, records, data or other material, but have relied solely upon the transcript of certified proceedings described in the following paragraph. We have not assumed any responsibility with respect to the financial condition or capabilities of the Issuer or the disclosure thereof in connection with the sale of the Certificates.

In our capacity as bond counsel, we have participated in the preparation of and have examined a transcript of certified proceedings pertaining to the Certificates which contains certified copies of certain proceedings of the Issuer, customary certificates of officers, agents and representatives of the Issuer and other public officials and other certified showings relating to the authorization and issuance of the Certificates. We also have analyzed such laws, regulations, guidance, documents and other materials as we have deemed necessary to render the opinions herein. Moreover, we have examined executed Certificate No. T-1 of this issue.

In providing the opinions set forth herein, we have relied on representations and certifications of the Issuer and other parties involved with the issuance of the Certificates with respect to matters solely within the knowledge of the Issuer and such parties, which we have not independently verified. In addition, we have assumed for purposes of this opinion continuing compliance with the covenants in the Order, including, but not limited to, covenants relating to the tax-exempt status of the Certificates.

**Bracewell LLP**

T: +1.210.226.1166      F: +1.800.404.3970  
300 Convent Street, Suite 1500, San Antonio, Texas 78205-3723  
bracewell.com

# BRACEWELL

[Closing Date]

Page 2

Based on such examination and in reliance on such representations, certifications and assumptions, it is our opinion that:

- A. The transcript of certified proceedings evidences complete legal authority for the issuance of the Certificates in full compliance with the Constitution and laws of the State of Texas presently effective, and that therefore the Certificates constitute valid and legally binding obligations of the Issuer;
- B. A continuing ad valorem tax, within the limits prescribed by law, has been levied on all taxable property in the Issuer and pledged irrevocably to the payment of the principal of and interest on the Certificates; and
- C. Interest on the Certificates is excludable from gross income for federal income tax purposes under section 103 of the Internal Revenue Code of 1986, as amended. In addition, interest on the Certificates is not an item of tax preference for purposes of the alternative minimum tax on individuals, but we observe that such interest is taken into account in computing the alternative minimum tax on certain corporations for tax years beginning after December 31, 2022.

It is further our opinion that the Certificates are additionally payable from and equally and ratably secured by a lien on and pledge of the Surplus Revenues (as defined in the Order) derived from the operation of the Issuer's parking facilities.

The rights of the owners of the Certificates are subject to the applicable provisions of the federal bankruptcy laws and any other similar laws affecting the rights of creditors of political subdivisions generally, and may be limited by general principles of equity which permit the exercise of judicial discretion.

We express no opinion as to the amount or timing of interest on the Certificates or, except as stated above, to any federal, state or local tax consequences resulting from the receipt or accrual of interest on, or the acquisition, ownership or disposition of, the Certificates. This opinion is specifically limited to the laws of the State of Texas and, to the extent applicable, the laws of the United States of America. Further, in the event that the representations of the Issuer and other parties upon which we have relied are determined to be inaccurate or incomplete or the Issuer fails to comply with the covenants of the Order, interest on the Certificates could become includable in gross income for federal income tax purposes from the date of the original delivery of the Certificates, regardless of the date on which the event causing such inclusion occurs.

Our opinions are based on existing law and our knowledge of facts as of the date hereof and may be affected by certain actions that may be taken or omitted on a later date. We assume no duty to update or supplement our opinions, and this opinion letter may not be relied upon in connection with any changes to the law or facts, or actions taken or omitted, after the date hereof.

IM-#10191941.2



**Co-Financial Advisory Services  
Provided By:**

 **SAMCO** Capital

**and**



**Capital  
Markets**