

Rating: Moody's "Aaa"  
(See "RATING" and "APPENDIX E - THE PERMANENT SCHOOL  
FUND GUARANTEE PROGRAM" herein)

**OFFICIAL STATEMENT**  
**Dated: July 18, 2023**

**NEW ISSUE: BOOK-ENTRY-ONLY**

*In the opinion of McCall, Parkhurst & Horton L.L.P., Bond Counsel, interest on the Bonds will be excludable from gross income for federal income tax purposes under statutes, regulations, published rulings and court decisions existing on the date thereof, subject to the matters described under "TAX MATTERS" herein, including the alternative minimum tax on certain corporations.*

**\$63,945,000**  
**BONHAM INDEPENDENT SCHOOL DISTRICT**  
**(A political subdivision of the State of Texas located in Fannin County, Texas)**  
**Unlimited Tax School Building Bonds, Series 2023**

**Dated Date: July 15, 2023**

**Due: February 15, as shown on the inside cover page**

The Bonham Independent School District Unlimited Tax School Building Bonds, Series 2023 (the "Bonds") are being issued pursuant to the Constitution and general laws of the State of Texas, particularly Sections 45.001 and 45.003(b)(1), Texas Education Code, as amended, an election held in the District on May 6, 2023 and an order (the "Bond Order") authorizing the issuance of the Bonds adopted on July 18, 2023 by the Board of Trustees (the "Board") of the Bonham Independent School District (the "District"). The Bonds are payable as to principal and interest from the proceeds of an ad valorem tax levied annually, without legal limit as to rate or amount, against all taxable property located within the District. The District has received conditional approval from the Texas Education Agency for the Bonds to be guaranteed under the State of Texas Permanent School Fund Guarantee Program (hereinafter defined), which guarantee will automatically become effective when the Attorney General of Texas approves the Bonds. (See "THE BONDS – Permanent School Fund Guarantee" and "APPENDIX E - THE PERMANENT SCHOOL FUND GUARANTEE PROGRAM").

Interest on the Bonds will accrue from the Dated Date specified above and will be payable on February 15 and August 15 of each year, commencing August 15, 2023, until stated maturity or prior redemption. The Bonds will be issued in fully registered form in principal denominations of \$5,000 or any integral multiple thereof. Principal of the Bonds will be payable by the Paying Agent/Registrar, which initially is BOKF, NA, Dallas, Texas (the "Paying Agent/Registrar"), upon presentation and surrender of the Bonds for payment. Interest on the Bonds is payable by check dated as of the interest payment date and mailed by the Paying Agent/Registrar to the registered owners as shown on the records of the Paying Agent/Registrar on the close of business as of the last business day of the month next preceding each interest payment date.

The District intends to utilize the Book-Entry-Only System of The Depository Trust Company New York, New York ("DTC"). Such Book-Entry-Only System will affect the method and timing of payment and the method of transfer of the Bonds. (See "BOOK-ENTRY-ONLY SYSTEM").

Proceeds from the sale of the Bonds will be used for (i) constructing, renovating, improving and equipping LH Rather Junior High School, and (ii) to pay the costs of issuing the Bonds. (See "THE BONDS - Authorization and Purpose").

The Bonds maturing on or after February 15, 2034 are subject to redemption at the option of the District in whole or in part on August 15, 2033 or any date thereafter, at a price equal to the principal amount thereof, plus accrued interest to the date of redemption. In addition, the Term Bonds (hereafter defined) are subject to mandatory sinking fund redemption as described herein. (See "THE BONDS - Optional Redemption" and "THE BONDS – Mandatory Sinking Fund Redemption").

**MATURITY SCHEDULE**  
(On Inside Cover)

*The Bonds are offered for delivery when, as and if issued, and received by the initial purchaser at a competitive sale (the "Purchaser" or the "Initial Purchaser") subject to the approval of legality by the Attorney General of the State of Texas and the approval of certain legal matters by McCall, Parkhurst & Horton L.L.P., Dallas, Texas, Bond Counsel. The Bonds are expected to be available for initial delivery through the facilities of DTC on or about August 10, 2023.*

**\$63,945,000**  
**BONHAM INDEPENDENT SCHOOL DISTRICT**  
**(A political subdivision of the State of Texas located in Fannin County, Texas)**  
**UNLIMITED TAX SCHOOL BUILDING BONDS, SERIES 2023**

**MATURITY SCHEDULE**  
Base CUSIP No.: 098104<sup>(1)</sup>

**\$22,120,000 Serial Bonds**

<b>Maturity Date 2/15</b>	<b>Principal Amount</b>	<b>Interest Rate</b>	<b>Initial Yield</b>	<b>CUSIP No. Suffix<sup>(1)</sup></b>
2024	\$605,000	5.00%	3.20%	LH3
2025	640,000	5.00	3.15	LJ9
2026	675,000	5.00	3.00	LK6
2027	705,000	5.00	2.85	LL4
2028	740,000	5.00	2.80	LM2
2029	780,000	5.00	2.80	LN0
2030	820,000	5.00	2.80	LP5
2031	860,000	5.00	2.80	LQ3
2032	910,000	5.00	2.80	LR1
2033	955,000	5.00	2.85	LS9
2034	995,000	5.00	2.90 <sup>(2)</sup>	LT7
2035	1,055,000	5.00	2.97 <sup>(2)</sup>	LU4
2036	1,105,000	5.00	3.08 <sup>(2)</sup>	LV2
2037	1,160,000	5.00	3.25 <sup>(2)</sup>	LW0
2038	1,220,000	5.00	3.35 <sup>(2)</sup>	LX8
2039	1,290,000	5.00	3.43 <sup>(2)</sup>	LY6
2040	1,350,000	5.00	3.49 <sup>(2)</sup>	LZ3
2041	1,425,000	5.00	3.55 <sup>(2)</sup>	MA7
2042	1,495,000	5.00	3.58 <sup>(2)</sup>	MB5
2043	3,335,000	4.00	4.00	MC3

(Interest to accrue from the Dated Date)

**\$41,825,000 Term Bonds**

\$10,840,000	4.00%	Term Bond due February 15, 2046 – Price 98.538 (yield 4.100%) CUSIP Suffix No. MF6 <sup>(1)</sup>
\$12,230,000	4.00%	Term Bond due February 15, 2049 – Price 97.191 (yield 4.180%) CUSIP Suffix No. MJ8 <sup>(1)</sup>
\$18,755,000	4.00%	Term Bond due February 15, 2053 – Price 96.142 (yield 4.230%) CUSIP Suffix No. MN9 <sup>(1)</sup>

(Interest to accrue from the Dated Date)

(1) CUSIP® is a registered trademark of the American Bankers Association. CUSIP Global Services (“CGS”) is managed on behalf of the American Bankers Association by FactSet Research Systems Inc. Copyright(c) 2022 CUSIP Global Services. All rights reserved. CUSIP® data herein is provided by CUSIP Global Services. This data is not intended to create a database and does not serve in any way as a substitute for the CGS database. CUSIP® numbers are provided for convenience of reference only. None of the District, the Financial Advisor, the Purchaser or their agents or counsel assume responsibility for the accuracy of such numbers.

(2) Yield calculated based on the assumption that the Bonds denoted and sold at a premium will be redeemed on August 15, 2033, the first optional call date for such Bonds, at a redemption price of par, plus accrued interest to the redemption date.

**BONHAM INDEPENDENT SCHOOL DISTRICT**

**BOARD OF TRUSTEES**

<u>Name</u>	<u>Year Initially Elected</u>	<u>Current Term Expires</u>	<u>Occupation</u>
Chance Roberts, President	2016	2024	Firefighter / EMT
Jason Fox, Vice President	2016	2025	Educator
Sean Floyd, Secretary	2016	2025	Registered Nurse
LaTonia Arris, Member	2016	2025	Chief of Nursing
Myles Galyon, Member	2018	2024	Sales Representative
Carlous Gilstrap, Member	2021	2026	Transportation Specialist
Kenzie McCraw, Member	2023	2026	Speech Therapist

**APPOINTED OFFICIALS**

<u>Name</u>	<u>Position</u>	<u>Length of Education Service</u>	<u>Length of Service with the District</u>
Kelly Trompler	Superintendent	29 Years	29 Years
Traci Daniel	Assistant Superintendent	24 Years	9 Years
Whitney Farris	Chief Financial Officer	12 Years	4 Months

**CONSULTANTS AND ADVISORS**

McCall, Parkhurst & Horton L.L.P., Dallas, Texas	Bond Counsel
SAMCO Capital Markets, Inc., Plano, Texas	Financial Advisor
McClanahan and Holmes, LLP, Bonham, Texas	Certified Public Accountants

For additional information, contact:

Kelly Trompler  
 Superintendent  
 Bonham Independent School District  
 1005 Chestnut  
 Bonham, Texas 75418  
 (903) 583-5526

Brian Grubbs / Doug Whitt  
 SAMCO Capital Markets, Inc.  
 5800 Granite Parkway, Suite 210  
 Plano, Texas 75024  
 (214) 765-1470  
 (214) 279-8683 (Fax)

**USE OF INFORMATION IN OFFICIAL STATEMENT**

This Official Statement, which includes the cover page and the Appendices hereto, does not constitute an offer to sell or the solicitation of an offer to buy in any jurisdiction to any person to whom it is unlawful to make such offer, solicitation or sale.

No dealer, broker, salesperson or other person has been authorized to give information or to make any representation other than those contained in this Official Statement, and, if given or made, such other information or representations must not be relied upon.

The information set forth herein has been obtained from the District and other sources believed to be reliable, but such information is not guaranteed as to accuracy or completeness and is not to be construed as the promise or guarantee of the District or the Financial Advisor. This Official Statement contains, in part, estimates and matters of opinion which are not intended as statements of fact, and no representation is made as to the correctness of such estimates and opinions, or that they will be realized.

The information and expressions of opinion contained herein are subject to change without notice, and neither the delivery of this Official Statement nor any sale made hereunder shall, under any circumstances, create any implication that there has been no change in the affairs of the District or other matters described herein. See "APPENDIX E - THE PERMANENT SCHOOL FUND GUARANTEE PROGRAM – PSF Continuing Disclosure Undertaking" and "CONTINUING DISCLOSURE OF INFORMATION" for a description of the undertakings of the Texas Education Agency and the District, respectively, to provide certain information on a continuing basis.

THE BONDS ARE EXEMPT FROM REGISTRATION WITH THE UNITED STATES SECURITIES AND EXCHANGE COMMISSION AND CONSEQUENTLY HAVE NOT BEEN REGISTERED THEREWITH. THE REGISTRATION, QUALIFICATION, OR EXEMPTION OF THE BONDS IN ACCORDANCE WITH APPLICABLE SECURITIES LAW PROVISIONS OF THE JURISDICTIONS IN WHICH THE BONDS HAVE BEEN REGISTERED, QUALIFIED, OR EXEMPTED SHOULD NOT BE REGARDED AS A RECOMMENDATION THEREOF.

IN CONNECTION WITH THIS OFFERING, THE INITIAL PURCHASER MAY OVER-ALLOT OR EFFECT TRANSACTIONS WHICH STABILIZE THE MARKET PRICE OF THE BONDS AT A LEVEL ABOVE THAT WHICH MIGHT OTHERWISE PREVAIL IN THE OPEN MARKET. SUCH STABILIZING, IF COMMENCED, MAY BE DISCONTINUED AT ANY TIME.

NONE OF THE DISTRICT, ITS FINANCIAL ADVISOR, OR THE PURCHASER MAKES ANY REPRESENTATION OR WARRANTY WITH RESPECT TO THE INFORMATION CONTAINED IN THIS OFFICIAL STATEMENT REGARDING THE DEPOSITORY TRUST COMPANY ("DTC") OR ITS BOOK-ENTRY-ONLY SYSTEM, OR THE AFFAIRS OF THE TEXAS EDUCATION AGENCY ("TEA") DESCRIBED UNDER "APPENDIX E - THE PERMANENT SCHOOL FUND GUARANTEE PROGRAM", AS SUCH INFORMATION WAS PROVIDED BY DTC AND TEA, RESPECTIVELY.

THIS OFFICIAL STATEMENT CONTAINS "FORWARD-LOOKING" STATEMENTS WITHIN THE MEANING OF SECTION 21E OF THE SECURITIES EXCHANGE ACT OF 1934, AS AMENDED. SUCH STATEMENTS MAY INVOLVE KNOWN AND UNKNOWN RISKS, UNCERTAINTIES AND OTHER FACTORS WHICH MAY CAUSE THE ACTUAL RESULTS, PERFORMANCE AND ACHIEVEMENTS TO BE DIFFERENT FROM THE FUTURE RESULTS, PERFORMANCE AND ACHIEVEMENTS EXPRESSED OR IMPLIED BY SUCH FORWARD-LOOKING STATEMENTS. INVESTORS ARE CAUTIONED THAT THE ACTUAL RESULTS COULD DIFFER MATERIALLY FROM THOSE SET FORTH IN THE FORWARD-LOOKING STATEMENTS.

The agreements of the District and others related to the Bonds are contained solely in the contracts described herein. Neither this Official Statement nor any other statement made in connection with the offer or sale of the Bonds is to be construed as constituting an agreement with the purchasers of the Bonds. INVESTORS SHOULD READ THIS ENTIRE OFFICIAL STATEMENT INCLUDING ALL APPENDICES ATTACHED HERETO, TO OBTAIN INFORMATION ESSENTIAL TO MAKING AN INFORMED INVESTMENT DECISION.

**TABLE OF CONTENTS**

SELECTED DATA FROM THE OFFICIAL STATEMENT .....	1	CURRENT PUBLIC SCHOOL FINANCE SYSTEM .....	7
INTRODUCTORY STATEMENT .....	2	AD VALOREM TAX PROCEDURES .....	11
THE BONDS .....	2	TAX RATE LIMITATIONS .....	13
Authorization and Purpose .....	2	THE PROPERTY TAX CODE AS APPLIED TO THE DISTRICT .....	15
General Description .....	2	EMPLOYEES' RETIREMENT PLAN AND OTHER POST-EMPLOYMENT BENEFITS .....	15
Optional Redemption .....	2	RATING .....	16
Mandatory Sinking Fund Redemption .....	2	LEGAL MATTERS .....	16
Notice of Redemption and DTC Notices .....	3	TAX MATTERS .....	16
Security .....	3	INVESTMENT POLICIES .....	18
Permanent School Fund Guarantee .....	3	REGISTRATION AND QUALIFICATION OF BONDS FOR SALE .....	19
Legality .....	3	CYBERSECURITY MANAGEMENT .....	19
Payment Record .....	3	FINANCIAL ADVISOR .....	19
Amendments .....	3	LEGAL INVESTMENTS AND ELIGIBILITY TO SECURE PUBLIC FUNDS IN TEXAS .....	20
Defeasance .....	4	CONTINUING DISCLOSURE OF INFORMATION .....	20
Sources and Uses of Funds .....	4	LITIGATION .....	21
REGISTERED OWNERS' REMEDIES .....	4	FORWARD-LOOKING STATEMENTS .....	21
BOOK-ENTRY-ONLY SYSTEM .....	5	WINNING BIDDER .....	21
REGISTRATION, TRANSFER AND EXCHANGE .....	6	CERTIFICATION OF THE OFFICIAL STATEMENT AND NO LITIGATION .....	21
THE PERMANENT SCHOOL FUND GUARANTEE PROGRAM .....	7	CONCLUDING STATEMENT .....	22
STATE AND LOCAL FUNDING OF SCHOOL DISTRICTS IN TEXAS .....	7		
Financial Information of the District .....			Appendix A
General Information Regarding the District and Its Economy .....			Appendix B
Form of Legal Opinion of Bond Counsel .....			Appendix C
Audited Financial Report Fiscal Year Ended June 30, 2022 .....			Appendix D
The Permanent School Fund Guarantee Program .....			Appendix E

## SELECTED DATA FROM THE OFFICIAL STATEMENT

The selected data is subject in all respects to the more complete information and definitions contained or incorporated in this Official Statement. The offering of the Bonds to potential investors is made only by means of this entire Official Statement. No person is authorized to detach this page from this Official Statement or to otherwise use it without this entire Official Statement.

<b>The District</b>	The Bonham Independent School District (the "District") is a political subdivision of the State of Texas located in Fannin County, Texas. The District is governed by a seven-member Board of Trustees (the "Board"). Policy-making and supervisory functions are the responsibility of, and are vested in, the Board. The Board delegates administrative responsibilities to the Superintendent of Schools who is the chief administrative officer of the District. Support services are supplied by consultants and advisors.
<b>The Bonds</b>	The Bonds are being issued in the principal amount of \$63,945,000 pursuant to the Constitution and general laws of the State of Texas, particularly Sections 45.001 and 45.003(b)(1), Texas Education Code, as amended, an election held in the District on May 6, 2023, and an order (the "Bond Order") authorizing the issuance of the Bonds adopted by the Board on July 18, 2023. Proceeds from the sale of the Bonds will be used for (i) constructing, renovating, improving and equipping LH Rather Junior High School, and (ii) to pay the costs of issuing the Bonds. (See "THE BONDS – Authorization and Purpose").
<b>Paying Agent/Registrar</b>	The initial Paying Agent/Registrar is BOKF, NA, Dallas, Texas. The District intends to use the Book-Entry-Only System of The Depository Trust Company. (See "BOOK-ENTRY-ONLY SYSTEM" herein).
<b>Security</b>	The Bonds will constitute direct and voted obligations of the District, payable as to principal and interest from ad valorem taxes levied annually against all taxable property located within the District, without legal limitation as to rate or amount. Payments of principal and interest on the Bonds will be further secured by the corpus of the Permanent School Fund of Texas. (See "THE BONDS – Security", "STATE AND LOCAL FUNDING OF SCHOOL DISTRICTS IN TEXAS", "CURRENT PUBLIC SCHOOL FINANCE SYSTEM" and "APPENDIX E - THE PERMANENT SCHOOL FUND GUARANTEE PROGRAM").
<b>Redemption</b>	The Bonds maturing on or after February 15, 2034 are subject to redemption at the option of the District in whole or in part on August 15, 2033 or any date thereafter, at a price equal to the principal amount thereof, plus accrued interest to the date of redemption. In addition, the Term Bonds (hereafter defined) are subject to mandatory sinking fund redemption as described herein. (See "THE BONDS – Optional Redemption" and "THE BONDS – Mandatory Sinking Fund Redemption").
<b>Permanent School Fund Guarantee</b>	The District has received conditional approval from the Texas Education Agency for the payment of the Bonds to be guaranteed under the Permanent School Fund Guarantee Program (defined herein), which guarantee will automatically become effective when the Attorney General of Texas approves the Bonds. (See "THE BONDS – Permanent School Fund Guarantee" and "APPENDIX E - THE PERMANENT SCHOOL FUND GUARANTEE PROGRAM.")
<b>Rating</b>	The Bonds are rated "Aaa" by Moody's Investors Service, Inc. ("Moody's") based upon the guaranteed repayment thereof under the Permanent School Fund Guarantee Program (as defined herein) of the Texas Education Agency. The District's underlying, unenhanced rating, including the Bonds, is "A1" by Moody's. (See "APPENDIX E - THE PERMANENT SCHOOL FUND GUARANTEE PROGRAM – Ratings of Bonds Guaranteed Under the Guarantee Program" and "RATING" herein.)
<b>Tax Matters</b>	In the opinion of Bond Counsel for the District, interest on the Bonds will be excludable from gross income for federal income tax purposes under statutes, regulations, published rulings and court decisions on the date thereof, subject to the matters described under "TAX MATTERS" herein, including the alternative minimum tax on certain corporations. (See "TAX MATTERS" and Appendix C – "Form of Legal Opinion of Bond Counsel.")
<b>Payment Record</b>	The District has never defaulted on the payment of its bonded indebtedness.
<b>Legal Opinion</b>	Delivery of the Bonds is subject to the approval by the Attorney General of the State of Texas and the rendering of an opinion as to legality by McCall, Parkhurst & Horton L.L.P., Dallas, Texas, Bond Counsel.
<b>Delivery</b>	When issued, anticipated to be on or about August 10, 2023.

## INTRODUCTORY STATEMENT

This Official Statement (the "Official Statement"), which includes the cover page and the Appendices attached hereto, has been prepared by the Bonham Independent School District (the "District"), a political subdivision of the State of Texas (the "State") located in Fannin County, Texas, in connection with the offering by the District of its Unlimited Tax School Building Bonds, Series 2023 (the "Bonds") identified on the inside cover page hereof.

All financial and other information presented in this Official Statement has been provided by the District from its records, except for information expressly attributed to other sources. The presentation of information, including tables of receipts from taxes and other sources, is intended to show recent historic information, and is not intended to indicate future or continuing trends in the financial position or other affairs of the District. No representation is made that past experience, as is shown by that financial and other information, will necessarily continue or be repeated in the future.

There follows in this Official Statement descriptions of the Bonds and the Bond Order adopted by the Board of Trustees of the District (the "Board") on July 18, 2023 authorizing the issuance of the Bonds (the "Bond Order") and certain other information about the District and its finances. All descriptions of documents contained herein are only summaries and are qualified in their entirety by reference to each such document. Copies of such documents may be obtained by writing the Bonham Independent School District, 1005 Chestnut, Bonham, Texas 75418 and, during the offering period, from the Financial Advisor, SAMCO Capital Markets, Inc., 5800 Granite Parkway, Suite 210, Plano, Texas 75024, by electronic mail or upon payment of reasonable copying, mailing, and handling charges.

This Official Statement speaks only as of its date, and the information contained herein is subject to change. A copy of this Official Statement relating to the Bonds will be submitted by the purchaser of the Bonds (the "Purchaser" or "Initial Purchaser") to the Municipal Securities Rulemaking Board, and will be available through its Electronic Municipal Market Access (EMMA) system. See "CONTINUING DISCLOSURE OF INFORMATION" for a description of the District's undertaking to provide certain information on a continuing basis.

## THE BONDS

### Authorization and Purpose

The Bonds are being issued in the principal amount of \$63,945,000 pursuant to the Constitution and general laws of the State, particularly Sections 45.001 and 45.003(b)(1), Texas Education Code, as amended, an election held in the District on May 6, 2023 (the "Election") and an order (the "Bond Order") authorizing the issuance of the Bonds adopted by the Board of Trustees (the "Board") on July 18, 2023. Proceeds from the sale of the Bonds will be used for (i) constructing, renovating, improving and equipping LH Rather Junior High School, and (ii) to pay the costs of issuing the Bonds.

### General Description

The Bonds are dated July 15, 2023 (the "Dated Date") and will bear interest from the Dated Date. The Bonds will mature on the dates and in the principal amounts set forth on the inside cover page of this Official Statement. Interest on the Bonds will be computed on the basis of a 360-day year of twelve 30-day months, and is payable on August 15, 2023 and on each February 15 and August 15 thereafter until stated maturity or prior redemption.

The Bonds will be issued only as fully registered bonds. The Bonds will be issued in the denominations of \$5,000 of principal amount or any integral multiple thereof within a maturity.

Interest on the Bonds is payable by check mailed on or before each interest payment date by the Paying Agent/Registrar, initially, BOKF, NA, Dallas, Texas, to the registered owner at the last known address as it appears on the Paying Agent/Registrar's registration books at the close of business on the Record Date (as defined herein) or by such other customary banking arrangement acceptable to the Paying Agent/Registrar and the registered owner to whom interest is to be paid, provided, however, that such person shall bear all risk and expense of such other arrangements. Principal of the Bonds will be payable only upon presentation of such Bonds at the corporate trust office of the Paying Agent/Registrar at stated maturity or prior redemption. So long as the Bonds are registered in the name of CEDE & CO. or other nominee for The Depository Trust Company New York, New York ("DTC"), payments of principal of and interest on the Bonds will be made as described in "BOOK-ENTRY-ONLY SYSTEM" herein.

If the date for the payment of the principal of or interest on the Bonds is a Saturday, Sunday, legal holiday or a day on which banking institutions in the city where the Paying Agent/Registrar is located are authorized to close, then the date for such payment shall be the next succeeding day which is not a Saturday, Sunday, legal holiday or a day on which banking institutions are authorized to close; and payment on such date shall have the same force and effect as if made on the original date payment was due.

### Optional Redemption

The Bonds maturing on or after February 15, 2034 are subject to redemption, at the option of the District, in whole or in part, in principal amounts of \$5,000 or integral multiples thereof, on August 15, 2033 or any date thereafter, at a price equal to the principal amount thereof, plus accrued interest to the date of redemption. If less than all of the Bonds are to be redeemed, the District shall determine the amounts and maturities thereof to be redeemed and shall direct the Paying Agent/Registrar to select by lot the Bonds, or portions thereof, to be redeemed. Not less than 30 days prior to a redemption date for the Bonds, the District shall cause a notice of redemption to be sent by United States mail, first class, postage prepaid, to each registered owner of a Bond to be redeemed, in whole or in part, at the address of the registered owner appearing on the registration books of the Paying Agent/Registrar at the close of business on the business day next preceding the date of mailing such notice.

### Mandatory Sinking Fund Redemption

In addition to the optional redemption provision described above, the Bonds maturing on February 15 in each of the years 2046, 2049 and 2053 (the "Term Bonds") are subject to mandatory sinking fund redemption prior to their stated maturity, and will be redeemed by the District, at a redemption price equal to the principal amount thereof plus interest accrued thereon to the redemption date, on the dates and in the principal amounts shown in the following schedule:

Term Bonds February 15, 2046		Term Bonds February 15, 2049		Term Bonds February 15, 2053	
Date (2/15)	Amount	Date (2/15)	Amount	Date (2/15)	Amount
2044	\$3,470,000	2047	\$3,915,000	2050	\$4,410,000
2045	3,610,000	2048	4,075,000	2051	4,590,000
2046*	3,760,000	2049*	4,240,000	2052	4,780,000
				2053*	4,975,000

**\*Stated Maturity**

Approximately forty-five (45) days prior to each mandatory redemption date for any Term Bond, the Paying Agent/Registrar shall randomly select by lot or other customary method the numbers of the Term Bonds within the applicable Stated Maturity to be redeemed on the next following February 15 from moneys set aside for that purpose in the Interest and Sinking Fund (as defined in the Bond Order). Any Term Bonds not selected for prior redemption shall be paid on the date of their Stated Maturity.

The principal amount of a Term Bond required to be redeemed pursuant to the operation of such mandatory redemption provisions shall be reduced, at the option of the District, by the principal amount of any Term Bonds of such Stated Maturity which, at least forty-five (45) days prior to the mandatory redemption date (i) shall have been acquired by the District at a price not exceeding the principal amount of such Term Bonds plus accrued interest to the date of purchase, thereof, and delivered to the Paying Agent/Registrar for cancellation, (ii) shall have been purchased and canceled by the Paying Agent/Registrar at the request of the District at a price not exceeding the principal amount of such Term Bonds plus accrued interest to the date of purchase, or (iii) shall have been redeemed pursuant to the optional redemption provisions set forth above and not theretofore credited against a mandatory redemption requirement.

**Notice of Redemption and DTC Notices**

The Paying Agent/Registrar and the District, so long as a Book-Entry-Only System is used for the Bonds, will send any notice of redemption, notice of proposed amendment to the Bond Order or other notices with respect to the Bonds only to DTC. Any failure by DTC to advise any DTC participant, or of any DTC participant or indirect participant to notify the beneficial owner, shall not affect the validity of the redemption of the Bonds called for redemption or any other action premised on any such notice. Redemption of portions of the Bonds by the District will reduce the outstanding principal amount of such Bonds held by DTC. In such event, DTC may implement, through its Book-Entry-Only System, a redemption of such Bonds held for the account of DTC participants in accordance with its rules or other agreements with DTC participants and then DTC participants and indirect participants may implement a redemption of such Bonds from the beneficial owners. Any such selection of Bonds to be redeemed will not be governed by the Bond Order and will not be conducted by the District or the Paying Agent/Registrar. Neither the District nor the Paying Agent/Registrar will have any responsibility to DTC participants, indirect participants or the persons for whom DTC participants act as nominees, with respect to the payments on the Bonds or the providing of notice to DTC participants, indirect participants, or beneficial owners of the selection of portions of the Bonds for redemption. See "BOOK-ENTRY-ONLY SYSTEM" herein.

**Security**

The Bonds are direct and voted obligations of the District and are payable as to both principal and interest from an ad valorem tax annually levied, without legal limit as to rate or amount, on all taxable property within the District. The District has received conditional approval from the Texas Education Agency for the payment of the Bonds to be guaranteed under the State of Texas Permanent School Fund Guarantee Program (hereinafter defined), which guarantee will automatically become effective when the Attorney General of Texas approves the Bonds. (See "STATE AND LOCAL FUNDING OF SCHOOL DISTRICTS IN TEXAS", "CURRENT PUBLIC SCHOOL FINANCE SYSTEM" and "APPENDIX E - THE PERMANENT SCHOOL FUND GUARANTEE PROGRAM").

**Permanent School Fund Guarantee**

In connection with the sale of the Bonds, the District has received conditional approval from the Commissioner of Education of the State for the guarantee of the Bonds under the Permanent School Fund Guarantee Program (Chapter 45, Subchapter C, of the Texas Education Code, as amended). Subject to meeting certain conditions discussed under "APPENDIX E - THE PERMANENT SCHOOL FUND GUARANTEE PROGRAM" herein, the Bonds will be absolutely and unconditionally guaranteed by the corpus of the Permanent School Fund of the State of Texas. In the event of a payment default by the District, registered owners will receive all payments due from the corpus of the Permanent School Fund.

In the event the District defeases any of the Bonds, the payment of such defeased Bonds will cease to be guaranteed by the Permanent School Fund Guarantee. See "APPENDIX E - THE PERMANENT SCHOOL FUND GUARANTEE PROGRAM" and "REGISTERED OWNERS' REMEDIES" herein.

**Legality**

The Bonds are offered when, as and if issued, subject to the approval of legality by the Attorney General of the State and the approval of certain legal matters by McCall, Parkhurst & Horton L.L.P., Dallas, Texas, Bond Counsel. (See "LEGAL MATTERS" and "Appendix C - Form of Legal Opinion of Bond Counsel").

**Payment Record**

The District has never defaulted on the payment of its bonded indebtedness.

**Amendments**

In the Bond Order, the District has reserved the right to amend the Bond Order without the consent of any holder for the purpose of amending or supplementing the Order to (i) cure any ambiguity, defect or omission therein that does not materially adversely affect the interests of the holders, (ii) grant additional rights or security for the benefit of the holders, (iii) add events of default as shall not be inconsistent with the provisions of the Bond Order that do not materially adversely affect the interests of the holders, (iv) qualify the Bond Order under the Trust Indenture Act of 1939, as amended, or corresponding provisions of federal laws from time to time in effect or (v) make such other provisions in regard to matters or questions arising under the Bond Order that are not inconsistent with the provisions thereof and which, in the opinion of Bond Counsel for the District, do not materially adversely affect the interests of the holders.

The Bond Order further provides that the majority of owners of the Bonds shall have the right from time to time to approve any amendment not described above to the Bond Order if it is deemed necessary or desirable by the District; provided, however, that without the consent of 100% of the holders in principal amount of the then outstanding Bonds so affected, no amendment may be made for the purpose of: (i) making any change in the maturity of any of the outstanding Bonds; (ii) reducing the rate of interest borne

by any of the outstanding Bonds; (iii) reducing the amount of the principal of or redemption premium, if any, payable on any outstanding Bonds; (iv) modifying the terms of payment of principal or interest on outstanding Bonds or imposing any condition with respect to such payment; or (v) changing the minimum percentage of the principal amount of the Bonds necessary for consent to such amendment. Reference is made to the Bond Order for further provisions relating to the amendment thereof.

**Defeasance**

The Bond Order provides for the defeasance of the Bonds when payment of the principal amount of the Bonds plus interest accrued on the Bonds to their due date (whether such due date be by reason of stated maturity, redemption or otherwise), is provided by irrevocably depositing with a paying agent, or other authorized escrow agent, in trust (1) money in an amount sufficient to make such payment and/or (2) Defeasance Securities, that will mature as to principal and interest in such amounts and at such times to insure the availability, without reinvestment, of sufficient money to make such payment, and all necessary and proper fees, compensation and expenses of the paying agent for the Bonds, and thereafter the District will have no further responsibility with respect to amounts available to such paying agent (or other financial institution permitted by applicable law) for the payment of such defeased Bonds, including any insufficiency therein caused by the failure of such paying agent (or other financial institution permitted by applicable law) to receive payment when due on the Defeasance Securities. The District has additionally reserved the right, subject to satisfying the requirements of (1) and (2) above, to substitute other Defeasance Securities originally deposited, to reinvest the uninvested moneys on deposit for such defeasance and to withdraw for the benefit of the District moneys in excess of the amount required for such defeasance. The Bond Order provides that "Defeasance Securities" means any securities and obligations now or hereafter authorized by State law that are eligible to discharge obligations such as the Bonds. Current State law permits defeasance with the following types of securities: (a) direct, noncallable obligations of the United States of America, including obligations that are unconditionally guaranteed by the United States of America, (b) noncallable obligations of an agency or instrumentality of the United States of America, including obligations that are unconditionally guaranteed or insured by the agency or instrumentality and that, on the date the governing body of the District authorizes the defeasance, are rated as to investment quality by a nationally recognized investment rating firm not less than AAA or its equivalent, and (c) noncallable obligations of a state or an agency or a county, municipality, or other political subdivision of a state that on the date the governing body of the District adopts or approves the proceedings authorizing the financial arrangements have been refunded and are rated as to investment quality by a nationally recognized investment rating firm not less than AAA or its equivalent. There is no assurance that the current law will not be changed in a manner which would permit investments other than those described above to be made with amounts deposited to defease the Bonds. Because the Bond Order does not contractually limit such investments, registered owners will be deemed to have consented to defeasance with such other investments, notwithstanding the fact that such investments may not be of the same investment quality as those currently permitted under State law. There is no assurance that the ratings for U.S. Treasury securities used for defeasance purposes or that for any other Defeasance Security will be maintained at any particular rating category.

Upon such deposit as described above, such Bonds shall no longer be regarded to be outstanding or unpaid. After firm banking and financial arrangements for the discharge and final payment of the Bonds have been made as described above, all rights of the District to initiate proceedings to call the Bonds for redemption or take any other action amending the terms of the Bonds are extinguished, provided, however, the District has reserved the option, to be exercised at the time of the defeasance of the Bonds, to call for redemption at an earlier date those Bonds which have been defeased to their maturity date, if the District (i) in the proceedings providing for the firm banking and financial arrangements, expressly reserves the right to call the Bonds for redemption, (ii) gives notice of the reservation of that right to the owners of the Bonds immediately following the making of the firm banking and financial arrangements, and (iii) directs that notice of the reservation be included in any redemption notices that it authorizes.

Defeasance will automatically cancel the Permanent School Fund Guarantee with respect to those defeased Bonds.

**Sources and Uses of Funds**

The proceeds from the sale of the Bonds will be applied approximately as follows:

<b>Sources</b>	
Par Amount of Bonds	\$ 63,945,000.00
Accrued Interest	190,670.14
Reoffering Net Premium	1,170,970.20
<b>Total Sources of Funds</b>	<b>\$ 65,306,640.34</b>
<b>Uses</b>	
Deposit to Construction Fund	\$ 64,400,000.00
Costs of Issuance	265,640.63
Purchaser's Discount	412,195.54
Deposit to Interest and Sinking Fund	228,804.17
<b>Total Uses of Funds</b>	<b>\$ 65,306,640.34</b>

**REGISTERED OWNERS' REMEDIES**

The Bond Order establishes specific events of default with respect to the Bonds and provides that if the District defaults in the payment of principal or interest on the Bonds when due, or defaults in the observation or performance of any other covenants, conditions, or obligations set forth in the Bond Order, and the continuation thereof for a period of 60 days after notice of default is given by the District by any registered owner, the registered owners may seek a writ of mandamus to compel District officials to carry out their legally imposed duties with respect to the Bonds, if there is no other available remedy at law to compel performance of the Bonds or the Bond Order covenants and the District's obligations are not uncertain or disputed. The issuance of a writ of mandamus is controlled by equitable principles and rests with the discretion of the court, but may not be arbitrarily refused. There is no acceleration of maturity of the Bonds in the event of default and, consequently, the remedy of mandamus may have to be relied upon from year to year. The Bond Order does not provide for the appointment of a trustee to represent the interest of the bondholders upon any failure of the District to perform in accordance with the terms of the Bond Order, or upon any other condition and accordingly all legal actions to enforce such remedies would have to be undertaken at the initiative of, and be financed by, the registered owners. The Texas Supreme Court ruled in *Tooke v. City of Mexia*, 197 S.W.3rd 325 (Tex. 2006), that a waiver of sovereign immunity in a contractual dispute must be provided for by statute in "clear and unambiguous" language. Because it is unclear whether the Texas legislature has effectively waived the District's sovereign immunity from a suit for money damages, bondholders may not be able to bring such suit against the District for breach of the Bonds or Bond Order covenants. Even if a judgment against the District could be obtained, it could not be enforced by direct levy and execution against the District's property. Further, the registered owners cannot themselves foreclose on property within the District or sell property within the District to enforce the tax lien on taxable property to pay the principal of and interest on the Bonds. Furthermore, the District is eligible to seek relief from its creditors under Chapter 9 of the U.S. Bankruptcy Code ("Chapter 9"). Although Chapter 9 provides for the recognition of a security interest represented by a specifically pledged source of revenues, the pledge of ad valorem taxes in support of a general obligation of a bankrupt entity is not specifically recognized as a security interest under Chapter 9. Chapter 9 also includes an automatic stay provision that would prohibit, without Bankruptcy Court approval, the prosecution of any other legal action by creditors or bondholders of an entity which has sought



protection under Chapter 9. Therefore, should the District avail itself of Chapter 9 protection from creditors, the ability to enforce would be subject to the approval of the Bankruptcy Court (which could require that the action be heard in Bankruptcy Court instead of other federal or state court); and the Bankruptcy Code provides for broad discretionary powers of a Bankruptcy Court in administering any proceeding brought before it. See "APPENDIX E - THE PERMANENT SCHOOL FUND GUARANTEE PROGRAM" herein for a description of the procedures to be followed for payment of the Bonds by the Permanent School Fund in the event the District fails to make a payment on the Bonds when due. The opinion of Bond Counsel will note that all opinions relative to the enforceability of the Bond Order and the Bonds are qualified with respect to the customary rights of debtors relative to their creditors, by general principles of equity which permit the exercise of judicial discretion and by governmental immunity.

### **BOOK-ENTRY-ONLY SYSTEM**

*This section describes how ownership of the Bonds is to be transferred and how the principal of, premium, if any, and interest on the Bonds are to be paid to and credited by DTC while the Bonds are registered in its nominee name. The information in this section concerning DTC and the Book-Entry-Only System has been provided by DTC for use in disclosure documents such as this Official Statement. The District, the Financial Advisor and the Purchaser believe the source of such information to be reliable, but take no responsibility for the accuracy or completeness thereof.*

*The District cannot and does not give any assurance that (1) DTC will distribute payments of debt service on the Bonds, or redemption or other notices, to DTC Participants, (2) DTC Participants or others will distribute debt service payments paid to DTC or its nominee (as the registered owner of the Bonds) or redemption or other notices, to the Beneficial Owners, or that they will do so on a timely basis, or (3) DTC will serve and act in the manner described in this Official Statement. The current rules applicable to DTC are on file with the United States Securities and Exchange Commission, and the current procedures of DTC to be followed in dealing with DTC Participants are on file with DTC.*

DTC will act as securities depository for the Bonds. The Bonds will be issued as fully-registered securities registered in the name of Cede & Co. (DTC's partnership nominee) or such other name as may be requested by an authorized representative of DTC. One fully-registered Bond certificate will be issued for each maturity of the Bonds, each in the aggregate principal amount of such maturity, and will be deposited with DTC.

DTC, the world's largest securities depository, is a limited-purpose trust company organized under the New York Banking Law, a "banking organization" within the meaning of the New York Banking Law, a member of the Federal Reserve System, a "clearing corporation" within the meaning of the New York Uniform Commercial Code, and a "clearing agency" registered pursuant to the provisions of Section 17A of the Securities Exchange Act of 1934. DTC holds and provides asset servicing for over 3.5 million issues of U.S. and non-U.S. equity issues, corporate and municipal debt issues, and money market instruments (from over 100 countries) that DTC's participants ("Direct Participants") deposit with DTC. DTC also facilitates the post-trade settlement among Direct Participants of sales and other securities transactions in deposited Securities, through electronic computerized book-entry transfers and pledges between Direct Participants' accounts. This eliminates the need for physical movement of securities certificates. Direct Participants include both U.S. and non-U.S. securities brokers and dealers, banks, trust companies, clearing corporations, and certain other organizations. DTC is a wholly-owned subsidiary of The Depository Trust & Clearing Corporation ("DTCC"). DTCC is the holding company for DTC, National Securities Clearing Corporation and Fixed Income Clearing Corporation, all of which are registered clearing agencies. DTCC is owned by the users of its regulated subsidiaries. Access to the DTC system is also available to others such as both U.S. and non-U.S. securities brokers and dealers, banks, trust companies, and clearing corporations that clear through or maintain a custodial relationship with a Direct Participant, either directly or indirectly ("Indirect Participants"). DTC has a S&P Global Ratings rating of AA+. The DTC Rules applicable to its Participants are on file with the United States Securities and Exchange Commission. More information about DTC can be found at [www.dtcc.com](http://www.dtcc.com).

Purchases of Bonds under the DTC system must be made by or through Direct Participants, which will receive a credit for the Bonds on DTC's records. The ownership interest of each actual purchaser of each Bond ("Beneficial Owner") is in turn to be recorded on the Direct and Indirect Participants' records. Beneficial Owners will not receive written confirmation from DTC of their purchase. Beneficial Owners are, however, expected to receive written confirmations providing details of the transaction, as well as periodic statements of their holdings, from the Direct or Indirect Participant through which the Beneficial Owner entered into the transaction. Transfers of ownership interests in the Bonds are to be accomplished by entries made on the books of Direct and Indirect Participants acting on behalf of Beneficial Owners. Beneficial Owners will not receive certificates representing their ownership interests in Bonds, except in the event that use of the Book-Entry-Only System for the Bonds is discontinued.

To facilitate subsequent transfers, all Bonds deposited by Direct Participants with DTC are registered in the name of DTC's partnership nominee, Cede & Co., or such other name as may be requested by an authorized representative of DTC. The deposit of Bonds with DTC and their registration in the name of Cede & Co. or such other DTC nominee do not effect any change in beneficial ownership. DTC has no knowledge of the actual Beneficial Owners of the Bonds; DTC's records reflect only the identity of the Direct Participants to whose accounts such Bonds are credited, which may or may not be the Beneficial Owners. The Direct and Indirect Participants will remain responsible for keeping account of their holdings on behalf of their customers.

Conveyance of notices and other communications by DTC to Direct Participants, by Direct Participants to Indirect Participants, and by Direct Participants and Indirect Participants to Beneficial Owners will be governed by arrangements among them, subject to any statutory or regulatory requirements as may be in effect from time to time. Beneficial Owners of Bonds may wish to take certain steps to augment the transmission to them of notices of significant events with respect to the Bonds, such as, redemptions, tenders, defaults, and proposed amendments to the Bond documents. For example, Beneficial Owners of Bonds may wish to ascertain that the nominee holding the Bonds for their benefit has agreed to obtain and transmit notices to Beneficial Owners. In the alternative, Beneficial Owners may wish to provide their names and addresses to the registrar and request that copies of notices be provided directly to them.

Redemption notices shall be sent to DTC. If less than all of the Bonds within a maturity are being redeemed, DTC's practice is to determine by lot the amount of the interest of each Direct Participant in such maturity to be redeemed.

Neither DTC nor Cede & Co. (nor any other DTC nominee) will consent or vote with respect to Bonds unless authorized by a Direct Participant in accordance with DTC's procedures. Under its usual procedures, DTC mails an Omnibus Proxy to The District as soon as possible after the record date. The Omnibus Proxy assigns Cede & Co.'s consenting or voting rights to those Direct Participants to whose accounts Bonds are credited on the record date (identified in a listing attached to the Omnibus Proxy).

All payments on the Bonds will be made to Cede & Co., or such other nominee as may be requested by an authorized representative of DTC. DTC's practice is to credit Direct Participants' accounts upon DTC's receipt of funds and corresponding detail information from the District or the Paying Agent/Registrar, on payable date in accordance with their respective holdings shown on DTC's records. Payments by Participants to Beneficial Owners will be governed by standing instructions and customary practices, as is the case with securities held for the accounts of customers in bearer form or registered in "street name," and will be the responsibility of such Participant and not of DTC, the Paying Agent/Registrar, or the District, subject to any statutory or regulatory requirements as may be in effect from time to time. All payments with respect to the Bonds to Cede & Co. (or such other nominee as may be requested by an authorized representative of DTC) are the responsibility of the District or the Paying Agent/Registrar, disbursement

of such payments to Direct Participants will be the responsibility of DTC, and disbursement of such payments to the Beneficial Owners will be the responsibility of Direct and Indirect Participants.

DTC may discontinue providing its services as depository with respect to the Bonds at any time by giving reasonable notice to the District or the Paying Agent/Registrar. Under such circumstances, in the event that a successor depository is not obtained, physical Bond certificates are required to be printed and delivered to bond holders.

The District may decide to discontinue use of the system of book-entry-only transfers through DTC (or a successor securities depository). In that event, physical Bond certificates will be printed and delivered to bond holders.

The information in this section concerning DTC and DTC's Book-Entry-Only System has been obtained from sources that the District believes to be reliable, but none of the District, the Financial Advisor, or the Purchaser take any responsibility for the accuracy thereof.

### **Use of Certain Terms in Other Sections of this Official Statement**

In reading this Official Statement it should be understood that while the Bonds are in the Book-Entry-Only System, references in other sections of this Official Statement to registered owners should be read to include the person for which the Direct or Indirect Participant acquires an interest in the Bonds, but (i) all rights of ownership must be exercised through DTC and the Book-Entry-Only System, and (ii) except as described above, notices that are to be given to registered owners under the Bond Order will be given only to DTC.

## **REGISTRATION, TRANSFER AND EXCHANGE**

### **Paying Agent/Registrar**

The initial Paying Agent/Registrar for the Bonds is BOKF, NA, Dallas, Texas. In the Bond Order, the District covenants to maintain and provide a Paying Agent/Registrar until the Bonds are duly paid.

### **Successor Paying Agent/Registrar**

Provision is made in the Bond Order for replacing the Paying Agent/Registrar. If the District replaces the Paying Agent/Registrar, such Paying Agent/Registrar shall, promptly upon the appointment of a successor, deliver the Paying Agent/Registrar's records to the successor Paying Agent/Registrar, and the successor Paying Agent/Registrar shall act in the same capacity as the previous Paying Agent/Registrar. Any successor Paying Agent/Registrar selected by the District shall be a commercial bank or trust company organized under the laws of the United States or any state or other entity duly qualified and legally authorized to serve and perform the duties of the Paying Agent/Registrar for the Bonds. Upon any change in the Paying Agent/Registrar for the Bonds, the District has agreed to promptly cause a written notice thereof to be sent to each registered owner of the Bonds by United States mail, first-class, postage prepaid, which notice shall also give the address of the new Paying Agent/Registrar.

### **Initial Registration**

Definitive Bonds will be initially registered and delivered only to CEDE & CO., the nominee of DTC pursuant to the Book-Entry-Only System described herein.

### **Future Registration**

In the event the Book-Entry-Only System is discontinued, the Bonds may be transferred, registered and assigned on the registration books only upon presentation and surrender of the Bonds to the Paying Agent/Registrar, and such registration and transfer shall be without expense or service charge to the registered owner, except for any tax or other governmental charges required to be paid with respect to such registration and transfer. A Bond may be assigned by the execution of an assignment form on the Bonds or by other instrument of transfer and assignment acceptable to the Paying Agent/Registrar. A new Bond or Bonds will be delivered by the Paying Agent/Registrar in lieu of the Bond or Bonds being transferred or exchanged at the corporate trust office of the Paying Agent/Registrar, or sent by United States registered mail to the new registered owner at the registered owner's request, risk and expense. To the extent possible, new Bonds issued in an exchange or transfer of Bonds will be delivered to the registered owner or assignee of the registered owner in not more than three (3) business days after the receipt of the Bonds to be canceled in the exchange or transfer and the written instrument of transfer or request for exchange duly executed by the registered owner or his duly authorized agent, in form satisfactory to the Paying Agent/Registrar. New Bonds registered and delivered in an exchange or transfer shall be in authorized denominations and for a like aggregate principal amount as the Bonds surrendered for exchange or transfer.

### **Record Date For Interest Payment**

The record date ("Record Date") for determining the person to whom the interest on the Bonds is payable on any interest payment date means the close of business on the last business day of the next preceding month; provided, however, that the Record Date for the initial interest payment date shall mean the Closing Date. In the event of a non-payment of interest on a scheduled payment date, and for 30 days thereafter, a new record date for such interest payment (a "Special Record Date") will be established by the Paying Agent/Registrar, if and when funds for the payment of such interest have been received from the District. Notice of the Special Record Date and of the scheduled payment date of the past due interest (the "Special Payment Date" which shall be 15 days after the Special Record Date) shall be sent at least five business days prior to the Special Record Date by United States mail, first class, postage prepaid, to the address of each registered owner of a Bond appearing on the books of the Paying Agent/Registrar at the close of business on the last business day next preceding the date of mailing of such notice.

### **Limitation on Transfer of Bonds**

The Paying Agent/Registrar shall not be required to make any such transfer, conversion or exchange (i) during the period commencing with the close of business on any Record Date and ending with the opening of business on the next following principal or interest payment date or (ii) with respect to any Bond or any portion thereof called for redemption prior to maturity, within 45 days prior to its redemption date; provided, however, that such limitation shall not apply to uncalled portions of a Bond redeemed in part.

### **Replacement Bonds**

If any Bond is mutilated, destroyed, stolen or lost, a new Bond in the same principal amount as the Bond so mutilated, destroyed, stolen or lost will be issued. In the case of a mutilated Bond, such new Bond will be delivered only upon surrender and cancellation of such mutilated Bond. In the case of any Bond issued in lieu of and substitution for a Bond which has been destroyed, stolen or lost, such new Bond will be delivered only (a) upon filing with the District and the Paying Agent/Registrar a certificate to the effect that such Bond has been destroyed, stolen or lost and proof of the ownership thereof, and (b) upon furnishing the District and the Paying Agent/Registrar with indemnity satisfactory to them. The person requesting the authentication and delivery of a new Bond must pay such expenses as the Paying Agent/Registrar may incur in connection therewith.

## THE PERMANENT SCHOOL FUND GUARANTEE PROGRAM

Subject to satisfying certain conditions, the payment of the Bonds will be guaranteed by the corpus of the Permanent School Fund of the State of Texas. In the event of default, registered owners will receive all payments due on the Bonds from the Permanent School Fund, and the Charter District Bond Guarantee Reserve would be the first source to pay debt service if a charter school was unable to make such payment. See "APPENDIX E – THE PERMANENT SCHOOL FUND GUARANTEE PROGRAM" for pertinent information regarding the Permanent School Fund Guarantee Program. The disclosure regarding the Permanent School Fund Guarantee Program in Appendix E is incorporated herein and made a part hereof for all purposes.

## STATE AND LOCAL FUNDING OF SCHOOL DISTRICTS IN TEXAS

### Litigation Relating to the Texas Public School Finance System

On seven occasions in the last thirty years, the Texas Supreme Court (the "Court") has issued decisions assessing the constitutionality of the Texas public school finance system (the "Finance System"). The litigation has primarily focused on whether the Finance System, as amended by the Texas Legislature (the "Legislature") from time to time (i) met the requirements of article VII, section 1 of the Texas Constitution, which requires the Legislature to "establish and make suitable provision for the support and maintenance of an efficient system of public free schools," or (ii) imposed a statewide ad valorem tax in violation of article VIII, section 1-e of the Texas Constitution because the statutory limit on property taxes levied by school districts for maintenance and operation purposes had allegedly denied school districts meaningful discretion in setting their tax rates. In response to the Court's previous decisions, the Legislature enacted multiple laws that made substantive changes in the way the Finance System is funded in efforts to address the prior decisions declaring the Finance System unconstitutional.

On May 13, 2016, the Court issued its opinion in the most recent school finance litigation, *Morath v. The Texas Taxpayer & Student Fairness Coal.*, 490 S.W.3d 826 (Tex. 2016) ("Morath"). The plaintiffs and intervenors in the case had alleged that the Finance System, as modified by the Legislature in part in response to prior decisions of the Court, violated article VII, section 1 and article VIII, section 1-e of the Texas Constitution. In its opinion, the Court held that "[d]espite the imperfections of the current school funding regime, it meets minimum constitutional requirements." The Court also noted that:

Lawmakers decide if laws pass, and judges decide if those laws pass muster. But our lenient standard of review in this policy-laden area counsels modesty. The judicial role is not to second-guess whether our system is optimal, but whether it is constitutional. Our Byzantine school funding "system" is undeniably imperfect, with immense room for improvement. But it satisfies minimum constitutional requirements.

### Possible Effects of Changes in Law on District Bonds

The Court's decision in *Morath* upheld the constitutionality of the Finance System but noted that the Finance System was "undeniably imperfect". While not compelled by the *Morath* decision to reform the Finance System, the Legislature could enact future changes to the Finance System. Any such changes could benefit or be a detriment to the District. If the Legislature enacts future changes to, or fails adequately to fund the Finance System, or if changes in circumstances otherwise provide grounds for a challenge, the Finance System could be challenged again in the future. In its 1995 opinion in *Edgewood Independent School District v. Meno*, 917 S.W.2d 717 (Tex. 1995), the Court stated that any future determination of unconstitutionality "would not, however, affect the district's authority to levy the taxes necessary to retire previously issued bonds, but would instead require the Legislature to cure the system's unconstitutionality in a way that is consistent with the Contract Clauses of the U.S. and Texas Constitutions" (collectively, the "Contract Clauses"), which prohibit the enactment of laws that impair prior obligations of contracts.

Although, as a matter of law, the Bonds, upon issuance and delivery, will be entitled to the protections afforded previously existing contractual obligations under the Contract Clauses, the District can make no representations or predictions concerning the effect of future legislation, or any litigation that may be associated with such legislation, on the District's financial condition, revenues or operations. While the enactment of future legislation to address school funding in Texas could adversely affect the financial condition, revenues or operations of the District, the District does not anticipate that the security for payment of the Bonds, specifically, the District's obligation to levy an unlimited debt service tax and any Permanent School Fund guarantee of the Bonds would be adversely affected by any such legislation. See "CURRENT PUBLIC SCHOOL FINANCE SYSTEM".

## CURRENT PUBLIC SCHOOL FINANCE SYSTEM

### Overview

The following language constitutes only a summary of the public school finance system as it is currently structured. For a more complete description of school finance and fiscal management in the State, reference is made to Chapters 43 through 49 of the Texas Education Code, as amended.

Local funding is derived from collections of ad valorem taxes levied on property located within each school district's boundaries. School districts are authorized to levy two types of property taxes: a maintenance and operations ("M&O") tax to pay current expenses and an interest and sinking fund ("I&S") tax to pay debt service on bonds. School districts may not increase their M&O tax rate for the purpose of creating a surplus to pay debt service on bonds. Prior to 2006, school districts were authorized to levy their M&O tax at a voter-approved rate, generally up to \$1.50 per \$100 of taxable value. Since 2006, the State Legislature has enacted various legislation that has compressed the voter-approved M&O tax rate, as described below. Current law also requires school districts to demonstrate their ability to pay debt service on outstanding bonded indebtedness through the levy of an I&S tax at a rate not to exceed \$0.50 per \$100 of taxable value at the time bonds are issued. Once bonds are issued, however, school districts generally may levy an I&S tax sufficient to pay debt service on such bonds unlimited as to rate or amount (see "TAX RATE LIMITATIONS – I&S Tax Rate Limitations" herein). Because property values vary widely among school districts, the amount of local funding generated by school districts with the same I&S tax rate and M&O tax rate is also subject to wide variation; however, the public school finance funding formulas are designed to generally equalize local funding generated by a school district's M&O tax rate.

Prior to the 2019 Legislative Session, a school district's maximum M&O tax rate for a given tax year was determined by multiplying that school district's 2005 M&O tax rate levy by an amount equal a compression percentage set by legislative appropriation or, in the absence of legislative appropriation, by the Commissioner of Education (the "Commissioner"). This compression percentage was historically set at 66.67%, effectively setting the maximum compressed M&O tax rate for most school districts at \$1.00 per \$100 of taxable value, since most school districts in the State had a voted maximum M&O tax rate of \$1.50 per \$100 of taxable value (though certain school districts located in Harris County had special M&O tax rate authorizations allowing a higher M&O tax rate). School districts were permitted, however, to generate additional local funds by raising their M&O tax rate up to \$0.04 above the compressed tax rate or, with voter-approval at a valid election in the school district, up to \$0.17 above the compressed tax rate (for most school

districts, this equated to an M&O tax rate between \$1.04 and \$1.17 per \$100 of taxable value). School districts received additional State funds in proportion to such taxing effort.

### **2021 Regular and Special Legislative Sessions**

The Texas Legislature meets in regular session in odd-numbered years, for 140 days. The 87th Texas Legislature convened on January 12, 2021 and concluded on May 31, 2021 ("87th Regular Session"). During the 87th Regular Session, the Legislature did not make significant changes to the school finance system, State funding of school districts, nor ad valorem taxation procedures affecting school districts.

When the regular Legislature is not in session, the Governor of Texas may call one or more special sessions, at the Governor's direction, each lasting no more than 30 days, and for which the Governor sets the agenda. Following the conclusion of the 87th Regular Session, the Texas Governor has called three special sessions of the Legislature. No significant changes were made to the Texas school finance system or property tax systems during the First and Second Special Sessions. Senate Joint Resolution 2, passed during the Third Special Session, proposed a constitutional amendment increasing the mandatory homestead exemption for school districts from \$25,000 to \$40,000, which was approved by voters at an election held May 7, 2022. The amendment to the Constitution is effective beginning January 1, 2022. As a result of the increased exemption, additional changes to the education finance system were implemented, including "hold harmless" allotments, to provide funding to school districts who have less revenue (including revenues specifically for debt service and maintenance and operations) due to the implementation of the increased homestead exemption. At this time, the District cannot ascertain the financial impact, if any, the change in homestead exemption will have on the District's finances in the future.

### **2023 Regular and Special Legislative Sessions**

On January 10, 2023, the 88th Texas Legislature convened in general session that adjourned on May 29, 2023. Immediately after the conclusion of the regular session, the Texas Governor called a first special session to address property tax relief from school district taxation and border security; the first special session began on May 29, 2023 and ended on June 27, 2023. At the conclusion of the first special session, the Governor called a second special session that began on June 27, 2023 and adjourned on July 13, 2023.

The charge for the second special session included the following: (i) "Legislation to cut property-tax rates solely by reducing the school district maximum compressed tax rate in order to provide lasting property-tax relief for Texas taxpayers;" (ii) "Legislation to put Texas on a pathway to eliminate school district maintenance and operations property taxes;" (iii) "Legislation relating to providing property tax relief through the public school finance system, exemptions, limitations on appraisals and taxes and property tax administration;" and (iv) "Legislation relating to the amount of the total revenue exemption from the franchise tax and the exclusion of certain taxable entities from the requirement to file a franchise tax report."

During the second special session, the Legislature passed Senate Bill 2 ("SB 2"), which includes provisions that reduce the maximum M&O tax compression rate by \$0.107, increase the school district mandatory homestead exemption from \$40,000 to \$100,000, and places further limitations on increases in appraised values on certain classes of properties. The provision increasing the residential homestead exemption to \$100,000 will be submitted to voters of the State on November 7, 2023. SB 2 also makes provision for State aid funding to pay for the loss in school district I&S tax revenue (i.e. "hold harmless") for debt that (i) is issued prior to September 1, 2023, or (ii) is approved by voters but not yet issued as of September 1, 2023.

As of the date of this Official Statement, SB 2 has not yet been signed into law by the Governor.

The District can make no representations or predictions regarding any actions the Legislature has taken or may take concerning the substance or the effect of any legislation passed in a previous session or a future session of the Legislature.

### **Local Funding for School Districts**

A school district's M&O tax rate is composed of two distinct parts: the "Tier One Tax Rate", which is the local M&O tax rate required for a school district to receive any part of the basic level of State funding (referred to herein as "Tier One") under the Foundation School Program, as further described below, and the "Enrichment Tax Rate", which is any local M&O tax effort in excess of its Tier One Tax Rate. Formulas for the State Compression Percentage and Maximum Compressed Tax Rate (each as described below) are designed to compress M&O tax rates in response to year-over-year increases in property values across the State and within a school district, respectively. The discussion in this subcaption "Local Funding For School Districts" is generally intended to describe funding provisions applicable to all school districts; however, there are distinctions in the funding formulas for school districts that generate local M&O tax revenues in excess of the school districts' funding entitlements, as further discussed under the subcaption "CURRENT PUBLIC SCHOOL FINANCE SYSTEM – Local Revenue Level In Excess of Entitlement" herein.

#### ***State Compression Percentage***

The State Compression Percentage is a statutorily-defined percentage of the rate of \$1.00 per \$100 that is used to determine a school district's Maximum Compressed Tax Rate (described below). The State Compression Percentage is the lesser of three alternative calculations: (1) 93% or a lower percentage set by appropriation for a school year; (2) a percentage determined by formula if the estimated total taxable property value of the State (as submitted annually to the State Legislature by the State Comptroller) has increased by at least 2.5% over the prior year; and (3) the prior year State Compression Percentage. For any year, the maximum State Compression Percentage is 93%. For State fiscal year ending in 2023, the State Compression Percentage is 89.41%.

#### ***Maximum Compressed Tax Rate***

The Maximum Compressed Tax Rate (the "MCR") is the tax rate per \$100 of valuation of taxable property at which a school district must levy its Tier One Tax Rate to receive the full amount of the Tier One funding to which the school district is entitled. The MCR is equal to the lesser of three alternative calculations: (1) the school district's prior year MCR; (2) a percentage determined by formula if the school district experienced a year-over-year increase in property value of at least 2.5%; or (3) the product of the State Compression Percentage for the current year multiplied by \$1.00. However, each year the TEA shall evaluate the MCR for each school district in the State, and for any given year, if a school district's MCR is calculated to be less than 90% of any other school district's MCR for the current year, then the school district's MCR is instead equal to the school district's prior year MCR, until TEA determines that the difference between the school district's MCR and any other school district's MCR is not more than 10%. These compression formulas are intended to more closely equalize local generation of Tier One funding among districts with disparate tax bases and generally reduce the Tier One Tax Rates of school districts as property values increase. During the 2021 Legislative Session, a provision of the general appropriations act reduced the maximum MCR for the 2022-2023 school year. It established \$0.8941 as the maximum rate and \$0.8046 as the floor.

### ***Tier One Tax Rate***

A school district's Tier One Tax Rate is defined as a school district's M&O tax rate levied that does not exceed the school district's MCR.

### ***Enrichment Tax Rate***

The Enrichment Tax Rate is the number of cents a school district levies for M&O in excess of the Tier One Tax Rate, up to an additional \$0.17. The Enrichment Tax Rate is divided into two components: (i) "Golden Pennies" which are the first \$0.08 of tax effort in excess of a school district's Tier One Tax Rate; and (ii) "Copper Pennies" which are the next \$0.09 in excess of a school district's Tier One Tax Rate plus Golden Pennies.

School districts may levy an Enrichment Tax Rate at a level of their choice, subject to the limitations described under "TAX RATE LIMITATIONS – Public Hearing and Voter-Approval Tax Rate"; however to levy any of the Enrichment Tax Rate in a given year, a school district must levy a Tier One Tax Rate equal to the school district's MCR. Additionally, a school district's levy of Copper Pennies is subject to compression if the guaranteed yield (i.e., the guaranteed level of local tax revenue and State aid generated for each cent of tax effort) of Copper Pennies is increased from one year to the next (see "CURRENT PUBLIC SCHOOL FINANCE SYSTEM – State Funding for School Districts – Tier Two").

### **State Funding for School Districts**

State funding for school districts is provided through the two-tiered Foundation School Program, which guarantees certain levels of funding for school districts in the State. School districts are entitled to a legislatively appropriated guaranteed yield on their Tier One Tax Rate and Enrichment Tax Rate. When a school district's Tier One Tax Rate and Enrichment Tax Rate generate tax revenues at a level below the respective entitlement, the State will provide "Tier One" funding or "Tier Two" funding, respectively, to fund the difference between the school district's entitlements and the actual M&O revenues generated by the school district's respective M&O tax rates.

The first level of funding, Tier One, is the basic level of funding guaranteed to all school districts based on a school district's Tier One Tax Rate. Tier One funding may then be "enriched" with Tier Two funding. Tier Two provides a guaranteed entitlement for each cent of a school district's Enrichment Tax Rate, allowing a school district increase or decrease its Enrichment Tax Rate to supplement Tier One funding at a level of the school district's own choice. While Tier One funding may be used for the payment of debt service (except for school districts subject to the recapture provisions of Chapter 49 of the Texas Education Code, as discussed herein), and in some instances is required to be used for that purpose (see "TAX RATE LIMITATIONS – I&S Tax Rate Limitations"), Tier Two funding may not be used for the payment of debt service or capital outlay.

The current public school finance system also provides an Existing Debt Allotment ("EDA") to subsidize debt service on eligible outstanding school district bonds, an Instructional Facilities Allotment ("IFA") to subsidize debt service on newly issued bonds, and a New Instructional Facilities Allotment ("NIFA") to subsidize operational expenses associated with the opening of a new instructional facility. IFA primarily addresses the debt service needs of property-poor school districts. For the 2020-2021 State fiscal biennium, the State Legislature appropriated funds in the amount of \$1,007,300,000 for the EDA, IFA, and NIFA.

Tier One and Tier Two allotments represent the State's share of the cost of M&O expenses of school districts, with local M&O taxes representing the school district's local share. EDA and IFA allotments supplement a school district's local I&S taxes levied for debt service on eligible bonds issued to construct, acquire and improve facilities, provided that a school district qualifies for such funding and that the State Legislature makes sufficient appropriations to fund the allotments for a State fiscal biennium. Tier One and Tier Two allotments and existing EDA and IFA allotments are generally required to be funded each year by the State Legislature.

### ***Tier One***

Tier One funding is the basic level of funding guaranteed to a school district, consisting of a State-appropriated baseline level of funding (the "Basic Allotment") for each student in "Average Daily Attendance" (being generally calculated as the sum of student attendance for each State-mandated day of instruction divided by the number of State-mandated days of instruction, defined herein as "ADA"). The Basic Allotment is revised downward if a school district's Tier One Tax Rate is less than the State-determined threshold. The Basic Allotment is supplemented by additional State funds, allotted based upon the unique school district characteristics and demographics of students in ADA, to make up most of a school district's Tier One entitlement under the Foundation School Program.

The Basic Allotment for school districts with a Tier One Tax Rate equal to \$0.93, is \$6,160 for each student in ADA and is revised downward for school districts with a Tier One Tax Rate lower than \$0.93. For the State fiscal year ending in 2021 and subsequent State fiscal years, the Basic Allotment for a school district with a Tier One Tax Rate equal to the school district's MCR, is \$6,160 (or a greater amount as may be provided by appropriation) for each student in ADA and is revised downward for a school district with a Tier One Tax Rate lower than the school district's MCR. The Basic Allotment is then supplemented for all school districts by various weights to account for differences among school districts and their student populations. Such additional allotments include, but are not limited to, increased funds for students in ADA who: (i) attend a qualified special education program, (ii) are diagnosed with dyslexia or a related disorder, (iii) are economically disadvantaged, or (iv) have limited English language proficiency. Additional allotments to mitigate differences among school districts include, but are not limited to: (i) a transportation allotment for mileage associated with transporting students who reside two miles or more from their home campus, (ii) a fast growth allotment (for school districts in the top 25% of enrollment growth relative to other school districts), (iii) a college, career and military readiness allotment to further Texas' goal of increasing the number of students who attain a post-secondary education or workforce credential, and (iv) a teacher incentive allotment to increase teacher compensation retention in disadvantaged or rural school districts. A school district's total Tier One funding, divided by \$6,160, is a school district's measure of students in "Weighted Average Daily Attendance" ("WADA"), which serves to calculate Tier Two funding.

For the 2022-2023 school year, the fast growth allotment weights change to 0.48 for districts in the top 40% of school districts for growth, 0.33 for districts in the middle 30% of school districts for growth and 0.18 for districts in the bottom 30% of school districts for growth. The fast growth allotment is limited to \$310 million for the 2022-2023 school year and \$315 million for the 2023-2024 school year.

### ***Tier Two***

Tier Two supplements Tier One funding and provides two levels of enrichment with different guaranteed yields (i.e., Golden Pennies and Copper Pennies) depending on the school district's Enrichment Tax Rate. Golden Pennies generate a guaranteed yield equal to the greater of (i) the local revenue per student in WADA per cent of tax effort available to a school district at the ninety-sixth (96th) percentile of wealth per student in WADA, or (ii) the Basic Allotment (or a greater amount as may be provided by appropriation) multiplied by 0.016. For the 2022-2023 State fiscal biennium, school districts are guaranteed a yield of \$98.56 per student in WADA

for each Golden Penny levied. Copper Pennies generate a guaranteed yield per student in WADA equal to the school district's Basic Allotment (or a greater amount as may be provided by appropriation) multiplied by 0.008. For the 2022-2023 State fiscal biennium, school districts are guaranteed a yield of \$49.28 per student in WADA for each Copper Penny levied. For any school year in which the guaranteed yield of Copper Pennies per student in WADA exceeds the guaranteed yield of Copper Pennies per student in WADA for the preceding school year, a school district is required to reduce its Copper Pennies levied so as to generate no more revenue per student in WADA than was available to the school district for the preceding year.

### ***Existing Debt Allotment, Instruction Facilities Allotment, and New Instructional Facilities Allotment***

The Foundation School Program also includes facilities funding components consisting of the IFA and the EDA, subject to legislative appropriation each State fiscal biennium. To the extent funded for a biennium, these programs assist school districts in funding facilities by, generally, equalizing a school district's I&S tax effort. The IFA guarantees each awarded school district a specified amount per student (the "IFA Yield") in State and local funds for each cent of I&S tax levied to pay the principal of and interest on eligible bonds issued to construct, acquire, renovate or improve instructional facilities. The IFA Yield has been \$35 since this program first began in 1997. New awards of IFA are only available if appropriated funds are allocated for such purpose by the State Legislature. To receive an IFA award, in years where new IFA awards are available, a school district must apply to the Commissioner in accordance with rules adopted by the TEA before issuing the bonds to be paid with IFA State assistance. The total amount of debt service assistance over a biennium for which a school district may be awarded is limited to the lesser of (1) the actual debt service payments made by the school district in the biennium in which the bonds are issued; or (2) the greater of (a) \$100,000 or (b) \$250 multiplied by the number of students in ADA. The IFA is also available for lease-purchase agreements and refunding bonds meeting certain prescribed conditions. Once a school district receives an IFA award for bonds, it is entitled to continue receiving State assistance for such bonds without reapplying to the Commissioner. The guaranteed level of State and local funds per student per cent of local tax effort applicable to the bonds may not be reduced below the level provided for the year in which the bonds were issued. For the 2022-2023 State fiscal biennium, the State Legislature did not appropriate any funds for new IFA awards; however, awards previously granted in years the State Legislature did appropriate funds for new IFA awards will continue to be funded.

State financial assistance is provided for certain existing eligible debt issued by school districts through the EDA program. The EDA guaranteed yield (the "EDA Yield") is the lesser of (i) \$40 per student in ADA or a greater amount for any year provided by appropriation; or (ii) the amount that would result in a total additional EDA of \$60 million more than the EDA to which school districts would have been entitled to if the EDA Yield were \$35. The portion of a school district's local debt service rate that qualifies for EDA assistance is limited to the first \$0.29 of its I&S tax rate (or a greater amount for any year provided by appropriation by the State Legislature). In general, a school district's bonds are eligible for EDA assistance if (i) the school district made payments on the bonds during the final fiscal year of the preceding State fiscal biennium, or (ii) the school district levied taxes to pay the principal of and interest on the bonds for that fiscal year. Each biennium, access to EDA funding is determined by the debt service taxes collected in the final year of the preceding biennium. A school district may not receive EDA funding for the principal and interest on a series of otherwise eligible bonds for which the school district receives IFA funding.

Since future-year IFA awards were not funded by the State Legislature for the 2022-2023 State fiscal biennium and debt service assistance on school district bonds that are not yet eligible for EDA is not available, debt service payments during the 2022-2023 State fiscal biennium on new bonds issued by school districts in the 2022-2023 State fiscal biennium to construct, acquire and improve facilities must be funded solely from local I&S taxes.

A school district may also qualify for a NIFA allotment, which provides assistance to school districts for operational expenses associated with opening new instructional facilities. In the 2021 Legislative Session, the State Legislature appropriated funds in the amount of \$70,000,000 for each fiscal year of the 2022-2023 State fiscal biennium for NIFA allotments.

### ***Tax Rate and Funding Equity***

The Commissioner may proportionally reduce the amount of funding a school district receives under the Foundation School Program and the ADA calculation if the school district operates on a calendar that provides less than the State-mandated minimum instruction time in a school year. The Commissioner may also adjust a school district's ADA as it relates to State funding where disaster, flood, extreme weather or other calamity has a significant effect on a school district's attendance.

Furthermore, "property-wealthy" school districts that received additional State funds under the public school finance system prior to the enactment of the 2019 Legislation are entitled to an equalized wealth transition grant on an annual basis through the 2023-2024 school year in an amount equal to the amount of additional revenue such school district would have received under former Texas Education Code Sections 41.002(e) through (g), as those sections existed on January 1, 2019. This grant is phased out through the 2023-2024 school year as follows: (1) 20% reduction for the 2020-2021 school year, (2) 40% reduction for the 2021-2022 school year, (3) 60% reduction for the 2022-2023 school year, and (4) 80% reduction for the 2023-2024 school year. Additionally, school districts (through the fiscal year ending in 2025) and open-enrollment charter schools (through the fiscal year ending in 2024) are entitled to receive an allotment in the form of a formula transition grant meant to ensure a smooth transition into the funding formulas enacted by the 86th State Legislature. Beginning with the 2021-2022 school year, if the total amount of allotments to which school districts and open enrollment charter schools are entitled for a school year exceeds \$400 million, the Commissioner shall proportionately reduce each district's or school's allotment. The reduction in the amount to which a district or school is entitled may not result in an amount that is less than zero.

### ***Local Revenue Level in Excess of Entitlement***

A school district that has sufficient property wealth per student in ADA to generate local revenues on the school district's Tier One Tax Rate and Copper Pennies in excess of the school district's respective funding entitlements (a "Chapter 49 school district"), is subject to the local revenue reduction provisions contained in Chapter 49 of Texas Education Code, as amended ("Chapter 49"). Additionally, in years in which the amount of State funds appropriated specifically excludes the amount necessary to provide the guaranteed yield for Golden Pennies, local revenues generated on a school district's Golden Pennies in excess of the school district's respective funding entitlement are subject to the local revenue reduction provisions of Chapter 49. To reduce local revenue, Chapter 49 school districts are generally subject to a process known as "recapture", which requires a Chapter 49 school district to exercise certain options to remit local M&O tax revenues collected in excess of the Chapter 49 school district's funding entitlements to the State (for redistribution to other school districts) or otherwise expending the respective M&O tax revenues for the benefit of students in school districts that are not Chapter 49 school districts, as described in the subcaption "Options for Local Revenue Levels in Excess of Entitlement". Chapter 49 school districts receive their allocable share of funds distributed from the constitutionally-prescribed Available School Fund, but are generally not eligible to receive State aid under the Foundation School Program, although they may continue to receive State funds for certain competitive grants and certain programs that remain outside the Foundation School Program.

Recapture is measured by the “local revenue level” (being the M&O tax revenues generated in a school district) in excess of the entitlements appropriated by the State Legislature each fiscal biennium. Therefore, school districts are now guaranteed that recapture will not reduce revenue below their statutory entitlement.

### **Options for Local Revenue Levels in Excess of Entitlement**

Under Chapter 49, a school district has six options to reduce local revenues to a level that does not exceed the school district’s respective entitlements: (1) a school district may consolidate by agreement with one or more school districts to form a consolidated school district; all property and debt of the consolidating school districts vest in the consolidated school district; (2) a school district may detach property from its territory for annexation by a property-poor school district; (3) a school district may purchase attendance credits from the State; (4) a school district may contract to educate nonresident students from a property-poor school district by sending money directly to one or more property-poor school districts; (5) a school district may execute an agreement to provide students of one or more other school districts with career and technology education through a program designated as an area program for career and technology education; or (6) a school district may consolidate by agreement with one or more school districts to form a consolidated taxing school district solely to levy and distribute either M&O taxes or both M&O taxes and I&S taxes. A Chapter 49 school district may also exercise any combination of these remedies. Options (3), (4) and (6) require prior approval by the Chapter 49 school district’s voters.

Furthermore, a school district may not adopt a tax rate until its effective local revenue level is at or below the level that would produce its guaranteed entitlement under the Foundation School Program. If a school district fails to exercise a permitted option, the Commissioner must reduce the school district’s local revenue level to the level that would produce the school district’s guaranteed entitlement, by detaching certain types of property from the school district and annexing the property to a property-poor school district or, if necessary, consolidate the school district with a property-poor school district. Provisions governing detachment and annexation of taxable property by the Commissioner do not provide for assumption of any of the transferring school district’s existing debt.

### **Possible Effects of Wealth Transfer Provisions on the District’s Financial Condition**

For the 2022-2023 school year, the District was not designated as an “excess local revenue” Chapter 49 school district by TEA. Accordingly, the District has not been required to exercise one of the wealth equalization options permitted under applicable State law. As a district with local revenue less than the maximum permitted level, the District may benefit in the future by agreeing to accept taxable property or funding assistance from or agreeing to consolidate with, a property-rich district to enable such district to reduce its wealth per student to the permitted level.

A district’s “excess local revenues” must be tested for each future school year and, if it exceeds the maximum permitted level, the District must reduce its wealth per student by the exercise of one of the permitted wealth equalization options. Accordingly, if the District’s wealth per student should exceed the maximum permitted value in future school years, it will be required to exercise one or more of the permitted wealth equalization options. If the District were to consolidate (or consolidate its tax base for all purposes) with a property-poor district, the outstanding debt of each district could become payable from the consolidated district’s combined property tax base, and the District’s ration of taxable property to debt could become diluted. If the District were to detach property voluntarily, a portion of its outstanding debt (including the Bonds) could be assumed by the district to which the property is annexed, in which case timely payment of the Bonds could become dependent in part on the financial performance of an annexing district.

For a detailed discussion of State funding for school district see “CURRENT PUBLIC SCHOOL FINANCE SYSTEM – State Funding for School Districts.”

## **AD VALOREM TAX PROCEDURES**

*The following is a summary of certain provisions of State law as it relates to ad valorem taxation and is not intended to be complete. Reference is made to Title I of the Texas Tax Code, as amended (the “Property Tax Code”), for identification of property subject to ad valorem taxation, property exempt or which may be exempted from ad valorem taxation if claimed, the appraisal of property for ad valorem tax purposes, and the procedures and limitations applicable to the levy and collection of ad valorem taxes.*

### **Valuation of Taxable Property**

The Property Tax Code provides for countywide appraisal and equalization of taxable property values and establishes in each county of the State an appraisal district and an appraisal review board (the “Appraisal Review Board”) responsible for appraising property for all taxing units within the county. The appraisal of property within the District is the collective responsibility of the Fannin County Appraisal District (the “Appraisal District”). Except as generally described below, the Appraisal District is required to appraise all property within the Appraisal District on the basis of 100% of its market value and is prohibited from applying any assessment ratios. In determining market value of property, the Appraisal District is required to consider the cost method of appraisal, the income method of appraisal and the market data comparison method of appraisal, and use the method the chief appraiser of the Appraisal District considers most appropriate. The Property Tax Code requires appraisal districts to reappraise all property in its jurisdiction at least once every three (3) years. A taxing unit may require annual review at its own expense, and is entitled to challenge the determination of appraised value of property within the taxing unit by petition filed with the Appraisal Review Board.

State law requires the appraised value of an owner’s principal residence (“homestead” or “homesteads”) to be based solely on the property’s value as a homestead, regardless of whether residential use is considered to be the highest and best use of the property. State law further limits the appraised value of a homestead to the lesser of (1) the market value of the property or (2) 110% of the appraised value of the property for the preceding tax year plus the market value of all new improvements to the property.

State law provides that eligible owners of both agricultural land and open-space land, including open-space land devoted to farm or ranch purposes or open-space land devoted to timber production, may elect to have such property appraised for property taxation on the basis of its productive capacity. The same land may not be qualified as both agricultural and open-space land.

The appraisal values set by the Appraisal District are subject to review and change by the Appraisal Review Board. The appraisal rolls, as approved by the Appraisal Review Board, are used by taxing units, such as the District, in establishing their tax rolls and tax rates (see “AD VALOREM TAX PROCEDURES – District and Taxpayer Remedies”).

### **State Mandated Homestead Exemptions**

State law grants, with respect to each school district in the State, (1) a \$40,000 exemption (as described below) of the appraised value of all homesteads, (2) a \$10,000 exemption of the appraised value of the homesteads of persons sixty-five (65) years of age or older and the disabled, and (3) various exemptions for disabled veterans and their families, surviving spouses of members of the armed services killed in action and surviving spouses of first responders killed or fatally wounded in the line of duty. On November 2, 2021, the Texas Constitution was amended to provide that the surviving spouse of an individual who received a limitation on the school district property taxes on the person’s residence homestead on the basis of disability continued to receive that limitation while the property remained the spouse’s residence homestead if the spouse was at least 55 years old. See “Appendix A – Financial

Information of the District – Assessed Valuation” for the reduction in taxable valuation attributable to state-mandated homestead exemptions. Senate Joint Resolution 2, passed during the Third Special Session of the 87th Texas Legislature and approved by voters on May 7, 2022 authorized a constitutional amendment increasing the mandatory homestead exemption for school districts from \$25,000 to \$40,000 beginning January 1, 2022. Senate Bill 1, which was also passed during the Third Special Session of the 87th Texas Legislature makes provisions for additional state aid to hold school districts harmless for tax revenue losses resulting from the increased homestead exemption.

Additional legislation concerning the required homestead exemption was passed in the 2<sup>nd</sup> Special Session of the 88<sup>th</sup> Texas Legislature. See “CURRENT PUBLIC SCHOOL FINANCE SYSTEM – 2023 Regular and Any Special Legislative Sessions” herein.

### **Local Option Homestead Exemptions**

The governing body of a taxing unit, including a city, county, school district, or special district, at its option may grant: (1) an exemption of up to 20% of the appraised value of all homesteads (but not less than \$5,000) and (2) an additional exemption of at least \$3,000 of the appraised value of the homesteads of persons sixty-five (65) years of age or older and the disabled. Each taxing unit decides if it will offer the local option homestead exemptions and at what percentage or dollar amount, as applicable. The exemption described in (2), above, may also be created, increased, decreased or repealed at an election called by the governing body of a taxing unit upon presentment of a petition for such creation, increase, decrease, or repeal of at least 20% of the number of qualified voters who voted in the preceding election of the taxing unit. See “Appendix A – Financial Information of the District – Assessed Valuation” for the reduction in taxable valuation, if any, attributable to local option homestead exemptions.

### **State Mandated Freeze on School District Taxes**

Except for increases attributable to certain improvements, a school district is prohibited from increasing the total ad valorem tax on the homestead of persons sixty-five (65) years of age or older or of disabled persons above the amount of tax imposed in the year such homestead qualified for such exemption. This freeze is transferable to a different homestead if a qualifying taxpayer moves and, under certain circumstances, is also transferable to the surviving spouse of persons sixty-five (65) years of age or older, but not the disabled. See “Appendix A – Financial Information of the District – Assessed Valuation” for the reduction in taxable valuation attributable to the freeze on taxes for the elderly and disabled.

### **Personal Property**

Tangible personal property (furniture, machinery, supplies, inventories, etc.) used in the “production of income” is taxed based on the property’s market value. Taxable personal property includes income-producing equipment and inventory. Intangibles such as goodwill, accounts receivable, and proprietary processes are not taxable. Tangible personal property not held or used for production of income, such as household goods, automobiles or light trucks, and boats, is exempt from ad valorem taxation unless the governing body of a taxing unit elects to tax such property.

### **Freeport and Goods-In-Transit Exemptions**

Certain goods that are acquired in or imported into the State to be forwarded outside the State, and are detained in the State for 175 days or less for the purpose of assembly, storage, manufacturing, processing or fabrication (“Freeport Property”) are exempt from ad valorem taxation unless a taxing unit took official action to tax Freeport Property before April 1, 1990 and has not subsequently taken official action to exempt Freeport Property. Decisions to continue taxing Freeport Property may be reversed in the future; decisions to exempt Freeport Property are not subject to reversal.

Certain goods, that are acquired in or imported into the State to be forwarded to another location within or without the State, stored in a location that is not owned by the owner of the goods and are transported to another location within or without the State within 175 days (“Goods-in-Transit”), are generally exempt from ad valorem taxation; however, the Property Tax Code permits a taxing unit, on a local option basis, to tax Goods-in-Transit if the taxing unit takes official action, after conducting a public hearing, before January 1 of the first tax year in which the taxing unit proposes to tax Goods-in-Transit. Goods-in-Transit and Freeport Property do not include oil, natural gas or petroleum products, and Goods-in-Transit does not include aircraft or special inventories such as manufactured housing inventory, or a dealer’s motor vehicle, boat, or heavy equipment inventory.

A taxpayer may receive only one of the Goods-in-Transit or Freeport Property exemptions for items of personal property. See “Appendix A – Financial Information of the District – Assessed Valuation” for the reduction in taxable valuation, if any, attributable to Goods-in-Transit or Freeport Property exemptions.

### **Other Exempt Property**

Other major categories of exempt property include property owned by the State or its political subdivisions if used for public purposes, property exempt by federal law, property used for pollution control, farm products owned by producers, property of nonprofit corporations used for scientific research or educational activities benefitting a college or university, designated historic sites, solar and wind-powered energy devices, and certain classes of intangible personal property.

### **Temporary Exemption for Qualified Property Damaged by a Disaster**

The Property Tax Code entitles the owner of certain qualified (i) tangible personal property used for the production of income, (ii) improvements to real property, and (iii) manufactured homes located in an area declared by the governor to be a disaster area following a disaster and is at least 15 percent damaged by the disaster, as determined by the chief appraiser, to an exemption from taxation of a portion of the appraised value of the property. The amount of the exemption ranges from 15 percent to 100 percent based upon the damage assessment rating assigned by the chief appraiser. For tax years beginning on or after January 1, 2022, the governing body of the taxing unit is not required to take any action in order for the taxpayer to be eligible for the exemption. If a taxpayer qualifies for the exemption after the beginning of the tax year, the amount of the exemption is prorated based on the number of days left in the tax year following the day on which the governor declares the area to be a disaster area. For more information on the exemption, reference is made to Section 11.35 of the Tax Code, as amended.

### **Tax Increment Reinvestment Zones**

A city or county, by petition of the landowners or by action of its governing body, may create one or more tax increment reinvestment zones (“TIRZ”) within its boundaries. At the time of the creation of the TIRZ, a “base value” for the real property in the TIRZ is established and the difference between any increase in the assessed valuation of taxable real property in the TIRZ in excess of the base value is known as the “tax increment”. During the existence of the TIRZ, all or a portion of the taxes levied against the tax increment by a city or county, and all other overlapping taxing units that elected to participate, are restricted to paying only planned project and financing costs within the TIRZ and are not available for the payment of other obligations of such taxing units.



Until September 1, 1999, school districts were able to reduce the value of taxable property reported to the State to reflect any taxable value lost due to TIRZ participation by the school district. The ability of the school district to deduct the taxable value of the tax increment that it contributed prevented the school district from being negatively affected in terms of state school funding. However, due to a change in law, local M&O tax rate revenue contributed to a TIRZ created on or after May 31, 1999 will count toward a school district's Tier One entitlement (reducing Tier One State funds for eligible school districts) and will not be considered in calculating any school district's Tier Two entitlement (see "CURRENT PUBLIC SCHOOL FINANCE SYSTEM – State Funding for School Districts"). The 87<sup>th</sup> Texas Legislature did not vote to extend this program, which expired by its terms effective December 31, 2022.

### **Tax Limitation Agreements**

The Texas Economic Development Act (Chapter 313, Texas Tax Code, as amended), allowed school districts to grant limitations on appraised property values to certain corporations and limited liability companies to encourage economic development within the school district. Generally, during the last eight (8) years of the ten-year term of a tax limitation agreement, a school district could only levy and collect M&O taxes on the agreed-to limited appraised property value. For the purposes of calculating its Tier One and Tier Two entitlements, the portion of a school district's property that is not fully taxable is excluded from the school district's taxable property values. Therefore, a school district will not be subject to a reduction in Tier One or Tier Two State funds as a result of lost M&O tax revenues due to entering into a tax limitation agreement (see "CURRENT PUBLIC SCHOOL FINANCE SYSTEM – State Funding for School Districts"). The 87<sup>th</sup> Texas Legislature did not vote to extend this program, which expired by its terms effective December 31, 2022.

For a discussion of how the various exemptions described above are applied by the District, see "AD VALOREM TAX PROCEDURES – The Property Tax Code as Applied to the District" herein.

### **District and Taxpayer Remedies**

Under certain circumstances, taxpayers and taxing units, including the District, may appeal the determinations of the Appraisal District by timely initiating a protest with the Appraisal Review Board. Additionally, taxing units such as the District may bring suit against the Appraisal District to compel compliance with the Property Tax Code.

Owners of certain property with a taxable value in excess of the current year "minimum eligibility amount", as determined by the State Comptroller, and situated in a county with a population of one million or more, may protest the determinations of an appraisal district directly to a three-member special panel of the appraisal review board, appointed by the chairman of the appraisal review board, consisting of highly qualified professionals in the field of property tax appraisal. The minimum eligibility amount is set at \$50 million for the 2020 tax year, \$50.6 million for the 2021 tax year, \$52.9 million for the 2022 tax year, \$57.2 million for the 2023 tax year and is adjusted annually by the State Comptroller to reflect the inflation rate.

The Property Tax Code sets forth notice and hearing procedures for certain tax rate increases by the District and provides for taxpayer referenda that could result in the repeal of certain tax increases (see "TAX RATE LIMITATIONS – Public Hearing and Voter-Approval Tax Rate"). The Property Tax Code also establishes a procedure for providing notice to property owners of reappraisals reflecting increased property value, appraisals which are higher than renditions, and appraisals of property not previously on an appraisal roll.

### **Levy and Collection of Taxes**

The District is responsible for the collection of its taxes, unless it elects to transfer such functions to another governmental entity. Taxes are due October 1, or when billed, whichever comes later, and become delinquent after January 31 of the following year. A delinquent tax incurs a penalty of six percent (6%) of the amount of the tax for the first calendar month it is delinquent, plus one percent (1%) for each additional month or portion of a month the tax remains unpaid prior to July 1 of the year in which it becomes delinquent. If the tax is not paid by July 1 of the year in which it becomes delinquent, the tax incurs a total penalty of twelve percent (12%) regardless of the number of months the tax has been delinquent and incurs an additional penalty of up to twenty percent (20%) if imposed by the District. The delinquent tax also accrues interest at a rate of one percent (1%) for each month or portion of a month it remains unpaid. The Property Tax Code also makes provision for the split payment of taxes, discounts for early payment and the postponement of the delinquency date of taxes for certain taxpayers. Furthermore, the District may provide, on a local option basis, for the split payment, partial payment, and discounts for early payment of taxes under certain circumstances. The Property Tax Code permits taxpayers owning homes or certain businesses located in a disaster area and damaged as a direct result of the declared disaster to pay taxes imposed in the year following the disaster in four equal installments without penalty or interest, commencing on February 1 and ending on August 1. See "AD VALOREM TAX PROCEDURES – Temporary Exemption for Qualified Property Damaged by a Disaster" for further information related to a discussion of the applicability of this section of the Property Tax Code.

### **District's Rights in the Event of Tax Delinquencies**

Taxes levied by the District are a personal obligation of the owner of the property. On January 1 of each year, a tax lien attaches to property to secure the payment of all state and local taxes, penalties, and interest ultimately imposed for the year on the property. The lien exists in favor of each taxing unit, including the District, having power to tax the property. The District's tax lien is on a parity with tax liens of such other taxing units. A tax lien on real property takes priority over the claim of most creditors and other holders of liens on the property encumbered by the tax lien, whether or not the debt or lien existed before the attachment of the tax lien; however, whether a lien of the United States is on a parity with or takes priority over a tax lien of the District is determined by applicable federal law. Personal property, under certain circumstances, is subject to seizure and sale for the payment of delinquent taxes, penalty, and interest.

At any time after taxes on property become delinquent, the District may file suit to foreclose the lien securing payment of the tax, to enforce personal liability for the tax, or both. In filing a suit to foreclose a tax lien on real property, the District must join other taxing units that have claims for delinquent taxes against all or part of the same property.

Collection of delinquent taxes may be adversely affected by the amount of taxes owed to other taxing units, adverse market conditions, taxpayer redemption rights, or bankruptcy proceedings which restrain the collection of a taxpayer's debt.

Federal bankruptcy law provides that an automatic stay of actions by creditors and other entities, including governmental units, goes into effect with the filing of any petition in bankruptcy. The automatic stay prevents governmental units from foreclosing on property and prevents liens for post-petition taxes from attaching to property and obtaining secured creditor status unless, in either case, an order lifting the stay is obtained from the bankruptcy court. In many cases, post-petition taxes are paid as an administrative expense of the estate in bankruptcy or by order of the bankruptcy court.

## **TAX RATE LIMITATIONS**

### **M&O Tax Rate Limitations**

A school district is authorized to levy maintenance and operation ("M&O") taxes subject to approval of a proposition submitted to district voters under Section 45.003(d) of the Texas Education Code, as amended. The maximum M&O tax rate that may be levied by a district cannot exceed the voted maximum rate or the maximum rate described in the next succeeding paragraph. The

maximum voted M&O tax rate for the District is \$1.50 per \$100 of assessed valuation as approved by the voters at an election held on May 7, 2005 under Chapter 20, Texas Education Code (now codified as Section 45.003, Texas Education Code).

The maximum maintenance tax rate per \$100 of taxable value that may be adopted by an independent school district is the sum of \$0.17 and the school district's MCR. The District's MCR is, generally, inversely proportional to the change in taxable property values both within the District and the State, and is subject to recalculation annually. For any year, the highest possible MCR for an independent school district is \$0.93.

Furthermore, a school district cannot annually increase its tax rate in excess of the school district's Voter-Approval Tax Rate without submitting such tax rate to an election and a majority of the voters voting at such election approving the adopted rate. See "TAX RATE LIMITATIONS – Public Hearing and Voter-Approval Tax Rate" herein.

### **I&S Tax Rate Limitations**

A school district is also authorized to issue bonds and levy taxes for payment of bonds subject to voter approval of one or more propositions submitted to the voters under Section 45.003(b)(1), Texas Education Code, as amended, which provides a tax unlimited as to rate or amount for the support of school district bonded indebtedness (see "THE BONDS – Security").

Section 45.0031 of the Texas Education Code, as amended, requires a school district to demonstrate to the Texas Attorney General that it has the prospective ability to pay its maximum annual debt service on a proposed issue of bonds and all previously issued bonds, other than bonds approved by voters of a school district at an election held on or before April 1, 1991 and issued before September 1, 1992 (or debt issued to refund such bonds, collectively, "exempt bonds"), from a tax levied at a rate of \$0.50 per \$100 of assessed valuation before bonds may be issued (the "50-cent Test"). In demonstrating the ability to pay debt service at a rate of \$0.50, a school district may take into account EDA and IFA allotments to the school district, which effectively reduces the school district's local share of debt service, and may also take into account Tier One funds allotted to the school district. If a school district exercises this option, it may not adopt an I&S tax until it has credited to the school district's I&S fund an amount equal to all State allotments provided solely for payment of debt service and any Tier One funds needed to demonstrate compliance with the threshold tax rate test and which is received or to be received in that year. Additionally, a school district may demonstrate its ability to comply with the 50-cent Test by applying the \$0.50 tax rate to an amount equal to 90% of projected future taxable value of property in the school district, as certified by a registered professional appraiser, anticipated for the earlier of the tax year five (5) years after the current tax year or the tax year in which the final payment for the bonds is due. However, if a school district uses projected future taxable values to meet the 50-cent Test and subsequently imposes a tax at a rate greater than \$0.50 per \$100 of valuation to pay for bonds subject to the test, then for subsequent bond issues, the Texas Attorney General must find that the school district has the projected ability to pay principal and interest on the proposed bonds and all previously issued bonds subject to the 50-cent Test from a tax rate of \$0.45 per \$100 of valuation. Once the prospective ability to pay such tax has been shown and the bonds are issued, a school district may levy an unlimited tax to pay debt service. The Bonds are issued as "new money bonds" and are subject to the \$0.50 threshold tax rate test. The District has not utilized projected property values or State assistance to satisfy the \$0.50 test.

### **Public Hearing and Voter-Approval Tax Rate**

A school district's total tax rate is the combination of the M&O tax rate and the I&S tax rate. Generally, the highest rate at which a school district may levy taxes for any given year without holding an election to approve the tax rate is the "Voter-Approval Tax Rate."

A school district is required to adopt its annual tax rate before the later of September 30 or the sixtieth (60th) day after the date the certified appraisal roll is received by the taxing unit, except that a tax rate that exceeds the Voter-Approval Tax Rate must be adopted not later than the seventy-first (71st) day before the next occurring November uniform election date. A school district's failure to adopt a tax rate equal to or less than the Voter-Approval Tax Rate by September 30 or the sixtieth (60th) day after receipt of the certified appraisal roll, will result in the tax rate for such school district for the tax year to be the lower of the "no-new-revenue tax rate" calculated for that tax year or the tax rate adopted by the school district for the preceding tax year. A school district's failure to adopt a tax rate in excess of the Voter-Approval Tax Rate on or prior to the seventy-first (71st) day before the next occurring November uniform election date, will result in the school district adopting a tax rate equal to or less than its Voter-Approval Tax Rate by the later of September 30 or the sixtieth (60th) day after receipt of the certified appraisal roll. "No-new-revenue tax rate" means the rate that will produce the prior year's total tax levy from the current year's total taxable values, adjusted such that lost values are not included in the calculation of the prior year's taxable values and new values are not included in the current year's taxable values.

The Voter-Approval Tax Rate for a school district is the sum of (i) the school district's MCR; (ii) the greater of (a) the school district's Enrichment Tax Rate for the preceding year, less any amount by which the school district is required to reduce its current year Enrichment Tax Rate pursuant to Section 48.202(f), Education Code, as amended, or (b) the rate of \$0.05 per \$100 of taxable value; and (iii) the school district's current I&S tax rate. A school district's M&O tax rate may not exceed the rate equal to the sum of (i) \$0.17 and (ii) the school district's MCR (see "CURRENT PUBLIC SCHOOL FINANCE SYSTEM" herein, for more information regarding the State Compression Percentage, MCR, and the Enrichment Tax Rate).

The governing body of a school district generally cannot adopt a tax rate exceeding the school district's Voter-Approval Tax Rate without approval by a majority of the voters approving the higher rate at an election to be held on the next uniform election date. Further, subject to certain exceptions for areas declared disaster areas, State law requires the board of trustees of a school district to conduct an efficiency audit before seeking voter approval to adopt a tax rate exceeding the Voter-Approval Tax Rate and sets certain parameters for conducting and disclosing the results of such efficiency audit. An election is not required for a tax increase to address increased expenditures resulting from certain natural disasters in the year following the year in which such disaster occurs; however, the amount by which the increased tax rate exceeds the school district's Voter-Approval Tax Rate for such year may not be considered by the school district in the calculation of its subsequent Voter-Approval Tax Rate.

The calculation of the Voter-Approval Tax Rate does not limit or impact the District's ability to set an I&S tax rate in each year sufficient to pay debt service on all of the District's tax-supported debt obligations, including the Bonds.

Before adopting its annual tax rate, a public meeting must be held for the purpose of adopting a budget for the succeeding year. A notice of public meeting to discuss the school district's budget and proposed tax rate must be published in the time, format and manner prescribed in Section 44.004 of the Texas Education Code. Section 44.004(e) of the Texas Education Code provides that a person who owns taxable property in a school district is entitled to an injunction restraining the collection of taxes by the school district if the school district has not complied with such notice requirements or the language and format requirements of such notice as set forth in Section 44.004(b), (c), (c-1), (c-2), and (d), and, if applicable, subsection (i), and if such failure to comply was not in good faith. Section 44.004(e) further provides the action to enjoin the collection of taxes must be filed before the date the school district delivers substantially all of its tax bills. A school district that elects to adopt a tax rate before the adoption of a budget

for the fiscal year that begins in the current tax year may adopt a tax rate for the current tax year before receipt of the certified appraisal roll, so long as the chief appraiser of the appraisal district in which the school district participates has certified to the assessor for the school district an estimate of the taxable value of property in the school district. If a school district adopts its tax rate prior to the adoption of its budget, both the no-new-revenue tax rate and the Voter-Approval Tax Rate of the school district shall be calculated based on the school district's certified estimate of taxable value. A school district that adopts a tax rate before adopting its budget must hold a public hearing on the proposed tax rate followed by another public hearing on the proposed budget rather than holding a single hearing on the two items.

A school district must annually calculate and prominently post on its internet website, and submit to the county tax assessor-collector for each county in which all or part of the school district is located, its Voter-Approval Tax Rate in accordance with forms prescribed by the State Comptroller.

Before adopting its annual tax rate, a public meeting must be held for the purpose of adopting a budget for the succeeding year. A notice of public meeting to discuss the school district's budget and proposed tax rate must be published in the time, format and manner prescribed in Section 44.004 of the Texas Education Code. Section 44.004(e) of the Texas Education Code provides that a person who owns taxable property in a school district is entitled to an injunction restraining the collection of taxes by the school district if the school district has not complied with such notice requirements or the language and format requirements of such notice as set forth in Section 44.004(b), (c), (c-1), (c-2), and (d), and, if applicable, subsection (i), and if such failure to comply was not in good faith. Section 44.004(e) further provides the action to enjoin the collection of taxes must be filed before the date the school district delivers substantially all of its tax bills. A school district that elects to adopt a tax rate before the adoption of a budget for the fiscal year that begins in the current tax year may adopt a tax rate for the current tax year before receipt of the certified appraisal roll, so long as the chief appraiser of the appraisal district in which the school district participates has certified to the assessor for the school district an estimate of the taxable value of property in the school district. If a school district adopts its tax rate prior to the adoption of its budget, both the no-new-revenue tax rate and the Voter-Approval Tax Rate of the school district shall be calculated based on the school district's certified estimate of taxable value. A school district that adopts a tax rate before adopting its budget must hold a public hearing on the proposed tax rate followed by another public hearing on the proposed budget rather than holding a single hearing on the two items.

A school district must annually calculate and prominently post on its internet website, and submit to the county tax assessor-collector for each county in which all or part of the school district is located its Voter-Approval Tax Rate in accordance with forms prescribed by the State Comptroller.

#### **THE PROPERTY TAX CODE AS APPLIED TO THE DISTRICT**

The Appraisal District has the responsibility for appraising property in the District as well as other taxing units in Fannin County. The Appraisal District is governed by a board of directors appointed by members of the governing bodies of various political subdivisions within Fannin County.

Property within the District is assessed as of January 1 of each year, taxes become due October 1 of the same year and become delinquent on February 1 of the following year.

The District does not tax personal property not used in the production of income, such as personal automobiles.

The District does collect an additional 20% penalty to defray attorney costs in the collection of delinquent taxes over and above the penalty automatically assessed under the Tax Code.

The District's taxes are collected by the Fannin Central Appraisal District.

The District does not allow split payments and does not give discounts for early payment of taxes.

The District does not participate in a tax increment financing zone. The District has not granted any tax abatements.

The District does not grant a portion of the additional local option exemption of up to 20% of the market value of residence homesteads.

The District has not granted the freeport exemption. The District has not taken action to tax goods-in-transit.

#### **EMPLOYEES' RETIREMENT PLAN AND OTHER POST-EMPLOYMENT BENEFITS**

The District contributes to the Teacher Retirement System of Texas (the "System"), a public employee retirement system. It is a cost-sharing, multiple-employer defined benefit pension plan with one exception: all risks and costs are not shared by the District, but are the liability of the State of Texas. The System provides service retirement and disability retirement benefits, and death benefits to plan members and beneficiaries. The System operates primarily under the provisions of the Texas Constitution and Texas Government Code, Title 8, Subtitle C. See "Notes to the Financial Statements – Note H – Defined Benefit Pension Plan" as set out in the audited financial statements of the District for the year ended June 30, 2022 as set forth in Appendix D hereto.

The District contributes to the Texas Public School Retired Employees Group Insurance Program ("TRS-Care"), a cost-sharing multiple-employer defined benefit post-employment health care plan administered by the System. TRS-Care provides health care coverage for certain persons (and their dependents) who retired under the System. See "Notes to the Financial Statements, Note I – Retiree Health Plan" in the audited financial statements of the District for the year ended June 30, 2022 as set forth in Appendix D hereto.

In June 2012, the Government Accounting Standards Board ("GASB") issued Statement No. 68 Accounting and Financial Reporting for Pensions, which was later amended by GASB Statement No. 71 Pension Transition for Contributions Made Subsequent to the Measurement Date, each in an effort to improve accounting and financial reporting by state and local governments related to pensions. GASB Statement No. 68 requires reporting entities, such as the District, to recognize their proportionate share of the net pension liability and operating statement activity related to changes in collective pension liability. Reporting entities, such as the District, that contribute to the TRS pension plan will report a liability on the face of their government-wide financial statements. Such reporting began with the District's fiscal year ending August 31, 2015.

Formal collective bargaining agreements relating directly to wages and other conditions of employment are prohibited by State law, as are strikes by teachers. There are various local, state and national organized employee groups who engage in efforts to better terms and conditions of employment of school employees. Some districts have adopted a policy to consult with employer groups with respect to certain terms and conditions of employment. Some examples of these groups are the Texas State Teachers Association, the Texas Classroom Teachers Association, the Association of Texas Professional Educators and the National Education Association.

## RATING

The Bonds are rated "Aaa" by Moody's Investors Service, Inc. ("Moody's") based upon the guaranteed repayment thereof under the Permanent School Fund Guarantee Program (as defined herein) of the Texas Education Agency. The District's underlying, unenhanced rating, including the Bonds, is "A1" by Moody's. A securities rating is not a recommendation to buy, sell or hold securities and may be subject to revision or withdrawal at any time.

An explanation of the significance of such ratings may be obtained from the company furnishing the ratings. The ratings reflect only the view of such organization and the District makes no representation as to the appropriateness of any rating. There is no assurance that any rating will continue for any given period of time one or both of such ratings will not be revised downward or withdrawn entirely by the rating company, if in the judgment of such company the circumstances so warrant. Any such downward revision or withdrawal of one or more ratings, may have an adverse effect on the market price or marketability of the Bonds.

## LEGAL MATTERS

The delivery of the Bonds is subject to the approval of the Attorney General of Texas, who will deliver its opinion, to the effect that the Bonds are valid and legally binding obligations of the District payable from the proceeds of an annual ad valorem tax levied, without legal limit as to rate or amount, upon all taxable property in the District, and based upon examination of such transcript of proceedings, the approving legal opinion of McCall, Parkhurst & Horton L.L.P., Bond Counsel to the District ("Bond Counsel"), to like effect and to the effect that the interest on the Bonds will be excludable from gross income for federal income tax purposes under section 103(a) of the Internal Revenue Code, subject to the matters described under "TAX MATTERS" herein. The form of Bond Counsel's opinion is attached hereto as Appendix C.

Bond Counsel represents the Financial Advisor and purchasers of school district bonds from time to time in matters unrelated to the issuance of the Bonds, but Bond Counsel has been engaged by and only represents the District in the issuance of the Bonds. McCall, Parkhurst & Horton L.L.P. also advises the TEA in connection with its disclosure obligations under the federal securities laws, but such firm has not passed upon any TEA disclosures contained in this Official Statement. Bond Counsel was not requested to participate, and did not take part, in the preparation of the Official Statement, and such firm has not assumed any responsibility with respect thereto or undertaken independently to verify any of the information contained herein, except that, in its capacity as Bond Counsel, such firm has reviewed the information describing the Bonds in the Official Statement to verify that such description conforms to the provisions of the Order. The District intends to pay the legal fee of Bond Counsel for services rendered in connection with the issuance of the Bonds from the proceeds of the Bonds.

The various legal opinions to be delivered concurrently with the delivery of the Bonds express the professional judgment of the attorneys rendering the opinions as to the legal issues explicitly addressed therein. In rendering a legal opinion, the attorney does not become an insurer or guarantor of the expression of professional judgment, of the transaction opined upon, or of the future performance of the parties to the transaction. Nor does the rendering of an opinion guarantee the outcome of any legal dispute that may arise out of the transaction.

## TAX MATTERS

### Opinion

On the date of initial delivery of the Bonds, McCall, Parkhurst & Horton L.L.P., Dallas, Texas, Bond Counsel to the District, will render its opinion that, in accordance with statutes, regulations, published rulings and court decisions existing on the date thereof ("Existing Law"), (1) interest on the Bonds for federal income tax purposes will be excludable from the "gross income" of the holders thereof and (2) the Bonds will not be treated as "specified private activity bonds" the interest on which would be included as an alternative minimum tax preference item under section 57(a)(5) of the Internal Revenue Code of 1986 (the "Code"). Except as stated above, Bond Counsel will express no opinion as to any other federal, state or local tax consequences of the purchase, ownership or disposition of the Bonds. See Appendix C – Form of Legal Opinion of Bond Counsel.

In rendering its opinion, Bond Counsel will rely upon (a) certain information and representations of the District, including information and representations contained in the District's federal tax certificate, (b) covenants of the District contained in the Bond documents relating to certain matters, including arbitrage and the use of the proceeds of the Bonds and the property financed therewith, and (c) the certificate with respect to arbitrage by the Commissioner of Education regarding the allocation and investment of certain investments in the Permanent School Fund. Failure by the District to observe the aforementioned representations or covenants could cause the interest on the Bonds to become includable in gross income retroactively to the date of issuance.

The Code and the regulations promulgated thereunder contain a number of requirements that must be satisfied subsequent to the issuance of the Bonds in order for interest on the Bonds to be, and to remain, excludable from gross income for federal income tax purposes. Failure to comply with such requirements may cause interest on the Bonds to be included in gross income retroactively to the date of issuance of the Bonds. The opinion of Bond Counsel is conditioned on compliance by the District with such requirements, and Bond Counsel has not been retained to monitor compliance with these requirements subsequent to the issuance of the Bonds.

Bond Counsel's opinion represents its legal judgment based upon its review of Existing Law and the reliance on the aforementioned information, representations and covenants. Bond Counsel's opinion is not a guarantee of a result. Existing Law is subject to change by the Congress and to subsequent judicial and administrative interpretation by the courts and the Department of the Treasury. There can be no assurance that Existing Law or the interpretation thereof will not be changed in a manner which would adversely affect the tax treatment of the purchase, ownership or disposition of the Bonds.

A ruling was not sought from the Internal Revenue Service by the District with respect to the Bonds or the property financed with proceeds of the Bonds. No assurances can be given as to whether the Internal Revenue Service will commence an audit of the Bonds, or as to whether the Internal Revenue Service would agree with the opinion of Bond Counsel. If an Internal Revenue Service audit is commenced, under current procedures the Internal Revenue Service is likely to treat the District as the taxpayer and the Bondholders may have no right to participate in such procedure. No additional interest will be paid upon any determination of taxability.

### Federal Income Tax Accounting Treatment of Original Issue Discount

The initial public offering price to be paid for one or more maturities of the Bonds may be less than the maturity amount thereof or one or more periods for the payment of interest on the Bonds may not be equal to the accrual period or be in excess of one year (the "Original Issue Discount Bonds"). In such event, the difference between (i) the "stated redemption price at maturity" of each Original Issue Discount Bond, and (ii) the initial offering price to the public of such Original Issue Discount Bond would constitute

original issue discount. The "stated redemption price at maturity" means the sum of all payments to be made on the Bonds less the amount of all periodic interest payments. Periodic interest payments are payments which are made during equal accrual periods (or during any unequal period if it is the initial or final period) and which are made during accrual periods which do not exceed one year.

Under Existing Law, any owner who has purchased such Original Issue Discount Bond in the initial public offering is entitled to exclude from gross income (as defined in section 61 of the Code) an amount of income with respect to such Original Issue Discount Bond equal to that portion of the amount of such original issue discount allocable to the accrual period. For a discussion of certain collateral federal tax consequences, see the discussion set forth below.

In the event of the redemption, sale or other taxable disposition of such Original Issue Discount Bond prior to stated maturity, however, the amount realized by such owner in excess of the basis of such Original Issue Discount Bond in the hands of such owner (adjusted upward by the portion of the original issue discount allocable to the period for which such Original Issue Discount Bond was held by such initial owner) is includable in gross income.

Under Existing Law, the original issue discount on each Original Issue Discount Bond is accrued daily to the stated maturity thereof (in amounts calculated as described below for each six-month period ending on the date before the semiannual anniversary dates of the date of the Bonds and ratably within each such six-month period) and the accrued amount is added to an initial owner's basis for such Original Issue Discount Bond for purposes of determining the amount of gain or loss recognized by such owner upon the redemption, sale or other disposition thereof. The amount to be added to basis for each accrual period is equal to (a) the sum of the issue price and the amount of original issue discount accrued in prior periods multiplied by the yield to stated maturity (determined on the basis of compounding at the close of each accrual period and properly adjusted for the length of the accrual period) less (b) the amounts payable as current interest during such accrual period on such Original Issue Discount Bond.

The federal income tax consequences of the purchase, ownership, redemption, sale or other disposition of Original Issue Discount Bonds which are not purchased in the initial offering at the initial offering price may be determined according to rules which differ from those described above. All owners of Original Issue Discount Bonds should consult their own tax advisors with respect to the determination for federal, state and local income tax purposes of the treatment of interest accrued upon redemption, sale or other disposition of such Original Issue Discount Bonds and with respect to the federal, state, local and foreign tax consequences of the purchase, ownership, redemption, sale or other disposition of such Original Issue Discount Bonds.

### **Collateral Federal Income Tax Consequences**

The following discussion is a summary of certain collateral federal income tax consequences resulting from the purchase, ownership or disposition of the Bonds. This discussion is based on Existing Law, which is subject to change or modification, retroactively.

The following discussion is applicable to investors, other than those who are subject to special provisions of the Code, such as financial institutions, property and casualty insurance companies, life insurance companies, individual recipients of Social Security or Railroad Retirement benefits, individuals allowed an earned income credit, certain S corporations with Subchapter C earnings and profits, foreign corporations subject to the branch profits tax, taxpayers qualifying for the health insurance premium assistance credit and taxpayers who may be deemed to have incurred or continued indebtedness to purchase tax-exempt obligations.

THE DISCUSSION CONTAINED HEREIN MAY NOT BE EXHAUSTIVE. INVESTORS, INCLUDING THOSE WHO ARE SUBJECT TO SPECIAL PROVISIONS OF THE CODE, SHOULD CONSULT THEIR OWN TAX ADVISORS AS TO THE TAX TREATMENT WHICH MAY BE ANTICIPATED TO RESULT FROM RECENTLY ENACTED LEGISLATION OR THE PURCHASE, OWNERSHIP AND DISPOSITION OF TAX-EXEMPT OBLIGATIONS BEFORE DETERMINING WHETHER TO PURCHASE THE BONDS.

Interest on the Bonds may be includable in certain corporations' "adjusted financial statement income" determined under section 56A of the Code to calculate the alternative minimum tax imposed by section 55 of the Code.

Under section 6012 of the Code, holders of tax-exempt obligations, such as the Bonds, may be required to disclose interest received or accrued during each taxable year on their returns of federal income taxation.

Section 1276 of the Code provides for ordinary income tax treatment of gain recognized upon the disposition of a tax-exempt obligation, such as the Bonds, if such obligation was acquired at a "market discount" and if the fixed maturity of such obligation is equal to, or exceeds, one year from the date of issue. Such treatment applies to "market discount bonds" to the extent such gain does not exceed the accrued market discount of such bonds; although for this purpose, a de minimis amount of market discount is ignored. A "market discount bond" is one which is acquired by the holder at a purchase price which is less than the stated redemption price at maturity or, in the case of a bond issued at an original issue discount, the "revised issue price" (i.e., the issue price plus accrued original issue discount). The "accrued market discount" is the amount which bears the same ratio to the market discount as the number of days during which the holder holds the obligation bears to the number of days between the acquisition date and the final maturity date.

### **Future and Proposed Legislation**

Tax legislation, administrative actions taken by tax authorities, or court decisions, whether at the Federal or state level, may adversely affect the tax-exempt status of interest on the Bonds under Federal or state law and could affect the market price or marketability of the Bonds. Any such proposal could limit the value of certain deductions and exclusions, including the exclusion for tax-exempt interest. The likelihood of any such proposal being enacted cannot be predicted. Prospective purchasers of the Bonds should consult their own tax advisors regarding the foregoing matters.

### **Information Reporting and Backup Withholding**

Subject to certain exceptions, information reports describing interest income, including original issue discount, with respect to the Bonds will be sent to each registered holder and to the IRS. Payments of interest and principal may be subject to backup withholding under section 3406 of the Code if a recipient of the payments fails to furnish to the payor such owner's social security number or other taxpayer identification number ("TIN"), furnishes an incorrect TIN, or otherwise fails to establish an exemption from the backup withholding tax. Any amounts so withheld would be allowed as a credit against the recipient's federal income tax. Special rules apply to partnerships, estates and trusts, and in certain circumstances, and in respect of foreign investors, certifications as to foreign status and other matters may be required to be provided by partners and beneficiaries thereof.

### **State, Local and Foreign Taxes**

Investors should consult their own tax advisors concerning the tax implications of the purchase, ownership or disposition of the Bonds under applicable state or local laws. Foreign investors should also consult their own tax advisors regarding the tax consequences unique to investors who are not United States persons.

## INVESTMENT POLICIES

### Investments

The District invests its funds in investments authorized by Texas law in accordance with investment policies approved by the Board of the District. Both State law and the District's investment policies are subject to change.

### Legal Investments

Under State law, the District is authorized to invest in: (1) obligations, including letters of credit, of the United States or its agencies and instrumentalities, including the Federal Home Loan Banks; (2) direct obligations of the State or its agencies and instrumentalities; (3) collateralized mortgage obligations issued by a federal agency or instrumentality of the United States, the underlying security for which is guaranteed by an agency or instrumentality of the United States; (4) other obligations, the principal and interest of which are unconditionally guaranteed or insured by, or backed by the full faith and credit of, the State or the United States or their respective agencies and instrumentalities, including obligations that are fully guaranteed or insured by the Federal Deposit Insurance Corporation (the "FDIC") or by the explicit full faith and credit of the United States; (5) obligations of states, agencies, counties, cities, and other political subdivisions of any state rated as to investment quality by a nationally recognized investment rating firm not less than A or its equivalent; (6) bonds issued, assumed, or guaranteed by the State of Israel; (7) interest-bearing banking deposits that are guaranteed or insured by the FDIC or the National Credit Union Share Insurance Fund (the "NCUSIF") or their respective successors; (8) interest-bearing banking deposits, other than those described in clause (7), that (i) are invested through a broker or institution with a main office or branch office in this state and selected by the District in compliance with the PFIA, (ii) the broker or institution arranges for the deposit of the funds in one or more federally insured depository institutions, wherever located, for the District's account, (iii) the full amount of the principal and accrued interest of the banking deposits is insured by the United States or an instrumentality of the United States, and (iv) the District appoints as its custodian of the banking deposits, in compliance with the PFIA, the institution in clause (8)(i) above, a bank, or a broker-dealer; (9) certificates of deposit and share certificates meeting the requirements of the PFIA (i) that are issued by an institution that has its main office or a branch office in the State and are guaranteed or insured by the FDIC or the NCUSIF, or their respective successors, or are secured as to principal by obligations described in clauses (1) through (8), above, or secured in accordance with Chapter 2257, Texas Government Code, or in any other manner and amount provided by law for District deposits, or (ii) where (a) the funds are invested by the District through a broker or institution that has a main office or branch office in the State and selected by the District in compliance with the PFIA, (b) the broker or institution arranges for the deposit of the funds in one or more federally insured depository institutions, wherever located, for the account of the District, (c) the full amount of the principal and accrued interest of each of the certificates of deposit is insured by the United States or an instrumentality of the United States; and (d) the District appoints, in compliance with the PFIA, the institution in clause (9)(ii)(a) above, a bank, or broker-dealer as custodian for the District with respect to the certificates of deposit; (10) fully collateralized repurchase agreements that have a defined termination date, are secured by a combination of cash and obligations described by clauses (1) or (12), which are pledged to the District, held in the District's name, and deposited at the time the investment is made with the District or with a third party selected and approved by the District, and are placed through a primary government securities dealer, as defined by the Federal Reserve, or a financial institution doing business in the State; (11) certain bankers' acceptances with a stated maturity of 270 days or less, if the short-term obligations of the accepting bank, or of the holding company of which the bank is the largest subsidiary, are rated not less than A-1 or P-1 or the equivalent by at least one nationally recognized credit rating agency; (12) commercial paper with a stated maturity of 365 days or less that is rated at least A-1 or P-1 or an equivalent by either (i) two nationally recognized credit rating agencies, or (ii) one nationally recognized credit rating agency if the commercial paper is fully secured by an irrevocable letter of credit issued by a United States or state bank; (13) no-load money market mutual funds registered with and regulated by the Securities and Exchange Commission and complies with Securities and Exchange Commission Rule 2a-7; (14) no-load mutual funds that are registered and regulated by the Securities and Exchange Commission that have a weighted maturity of less than two years and either (i) have a duration of one year or more and are invested exclusively in obligations approved in this paragraph, or (ii) have a duration of less than one year and the investment portfolio is limited to investment grade securities, excluding asset backed securities; (15) guaranteed investment contracts that have a defined termination date and are secured by obligations described in clause (1), excluding obligations which the District is explicitly prohibited from investing in, and in an amount at least equal to the amount of bond proceeds invested under such contract; and (16) securities lending programs if (i) the securities loaned under the program are 100% collateralized, including accrued income, (ii) a loan made under the program allows for termination at any time, (iii) a loan made under the program is either secured by (a) obligations described in clauses (1) through (8) above, (b) irrevocable letters of credit issued by a state or national bank that is continuously rated by a nationally recognized investment rating firm at not less than A or its equivalent, or (c) cash invested in obligations described in clauses (1) through (8) above, clauses (12) through (14) above, or an authorized investment pool, (iv) the terms of a loan made under the program require that the securities being held as collateral be pledged to the District, held in the District's name, and deposited at the time the investment is made with the District or with a third party designated by the District, (v) a loan made under the program is placed through either a primary government securities dealer or a financial institution doing business in the State, and (vi) the agreement to lend securities has a term of one year or less.

The District may invest in such obligations directly or through government investment pools that invest solely in such obligations provided that the pools are rated no lower than "AAA" or "AAAm" or an equivalent by at least one nationally recognized rating service.

The District is specifically prohibited from investing in: (1) obligations whose payment represents the coupon payments on the outstanding principal balance of the underlying mortgage-backed security collateral and pays no principal; (2) obligations whose payment represents the principal stream of cash flow from the underlying mortgage-backed security and bears no interest; (3) collateralized mortgage obligations that have a stated final maturity of greater than 10 years; and (4) collateralized mortgage obligations the interest rate of which is determined by an index that adjusts opposite to the changes in a market index.

Under State law, the District may contract with an investment management firm registered under the Investment Advisers Act of 1940 (15 U.S.C. Section 80b-1 et seq.) or with the State Securities Board to provide for the investment and management of its public funds or other funds under its control for a term of up to two years, but the District retains ultimate responsibility as fiduciary of its assets. In order to renew or extend such a contract, the District must do so by order, ordinance or resolution. The District has not contracted with, and has no present intention of contracting with, any such investment management firm or the Texas Securities Board to provide such services.

### Investment Policies

Under State law, the District is required to invest its funds under written investment policies that primarily emphasize safety of principal and liquidity; that address investment diversification, yield, maturity, and the quality and capability of investment management; and that includes a list of authorized investments for District funds, maximum allowable stated maturity of any individual investment owned by the District and the maximum average dollar-weighted maturity allowed for pooled fund groups. All

District funds must be invested consistent with a formally adopted "Investment Strategy Statement" that specifically addresses each fund's investment. Each Investment Strategy Statement will describe its objectives concerning: (1) suitability of investment type, (2) preservation and safety of principal, (3) liquidity, (4) marketability of each investment, (5) diversification of the portfolio, and (6) yield.

State law also requires that District investments must be made "with judgment and care, under prevailing circumstances, that a person of prudence, discretion, and intelligence would exercise in the management of the person's own affairs, not for speculation, but for investment, considering the probable safety of capital and the probable income to be derived". At least quarterly the investment officers of the District shall submit an investment report detailing: (1) the investment position of the District, (2) that all investment officers jointly prepared and signed the report, (3) the beginning market value, any additions and changes to market value and the ending value of each pooled fund group, (4) the book value and market value of each separately listed asset at the beginning and end of the reporting period, (5) the maturity date of each separately invested asset, (6) the account or fund or pooled fund group for which each individual investment was acquired, and (7) the compliance of the investment portfolio as it relates to: (a) adopted investment strategy statements and (b) State law. No person may invest District funds without express written authority from the Board.

### **Additional Provisions**

Under State law, the District is additionally required to: (1) annually review its adopted policies and strategies, (2) adopt a rule, order, ordinance or resolution stating that it has reviewed its investment policy and investment strategies and records any changes made to either its investment policy or investment strategy in the respective rule, order, ordinance or resolution, (3) require any investment officers with personal business relationships or relatives with firms seeking to sell securities to the entity to disclose the relationship and file a statement with the Texas Ethics Commission and the Board; (4) require the qualified representative of firms offering to engage in an investment transaction with the District to: (a) receive and review the District's investment policy, (b) acknowledge that reasonable controls and procedures have been implemented to preclude investment transactions conducted between the District and the business organization that are not authorized by the District's investment policy (except to the extent that this authorization is dependent on an analysis of the makeup of the District's entire portfolio or requires an interpretation of subjective investment standards), and (c) deliver a written statement in a form acceptable to the District and the business organization attesting to these requirements; (5) perform an annual audit of the management controls on investments and adherence to the District's investment policy; (6) provide specific investment training for the Treasurer, Chief Financial Officer and investment officers; (7) restrict reverse repurchase agreements to not more than 90 days and restrict the investment of reverse repurchase agreement funds to no greater than the term of the reverse purchase agreement; (8) restrict the investment in no-load mutual funds in the aggregate to no more than 15% of the District's monthly average fund balance, excluding bond proceeds and reserves and other funds held for debt service; (9) require local government investment pools to conform to the new disclosure, rating, net asset value, yield calculation, and advisory board requirements, and (10) at least annually review, revise, and adopt a list of qualified brokers that are authorized to engage in investment transactions with the District.

### **Current Investments**

As of March 31, 2023, the District had approximately \$16,299,835 (unaudited) invested at a local bank. The market value of such investments (as determined by the District by reference to published quotations, dealer bids, and comparable information) is approximately 100% of the book value. No funds of the District are invested in derivative securities; i.e., securities whose rate of return is determined by reference to some other instrument, index, or commodity.

### **REGISTRATION AND QUALIFICATION OF BONDS FOR SALE**

No registration statement relating to the Bonds has been filed with the SEC under the United States Securities Act of 1933, as amended, in reliance upon the exemption provided thereunder by Section 3(a)(2). The Bonds have not been approved or disapproved by the SEC, nor has the SEC passed upon the accuracy or adequacy of the Official Statement. The Bonds have not been registered or qualified under the Securities Act of Texas in reliance upon various exemptions contained therein; nor have the Bonds been registered or qualified under the securities acts of any other jurisdiction. The District assumes no responsibility for registration or qualification of the Bonds under the securities laws of any jurisdiction in which the Bonds may be sold, assigned, pledged, hypothecated or otherwise transferred. This disclaimer of responsibility for registration or qualification for sale or other disposition of the Bonds shall not be construed as an interpretation of any kind with regard to the availability of any exemption from securities registration or qualification provisions.

It is the obligation of the Purchaser to register or qualify the sale of the Bonds under the securities laws of any jurisdiction which so requires. The District has agreed to cooperate, at the Purchaser's written request and sole expense, in registering or qualifying the Bonds or in obtaining an exemption from registration or qualification in any state where such action is necessary; provided, however, that the District shall not be required to qualify as a foreign corporation or to execute a general or special consent to service of process in any jurisdiction.

### **CYBERSECURITY RISK MANAGEMENT**

The District's operations are increasingly dependent on information technologies and services, which are exposed to cybersecurity risks and cyber incidents or attacks. While the District continually assesses and monitors its cybersecurity risks, the District has been (and may be in the future) subject to cyber-attacks from time to time. In response to such assessments and monitoring, the District takes actions it deems appropriate in response to cybersecurity risks, including, but not limited to, implementing cybersecurity training programs, obtaining technology improvements to mitigate cybersecurity risks, and taking other similar measures. To date, the District has not been the victim of any cyber-attack that has had a material adverse effect on its operations or financial condition. However, no assurance can be given that the District will fully prevent or successfully remediate the operational and/or financial impact of any cybersecurity incursions or incidents arising from events wholly or partially beyond the District's control, including electrical telecommunications outages, natural disasters or cyber-attacks initiated by criminal activities of individuals or organizations. Any such occurrence could materially and adversely affect the District's operations and/or financial condition.

### **FINANCIAL ADVISOR**

SAMCO Capital Markets, Inc. (the "Financial Advisor") is employed as Financial Advisor to the District to assist in the issuance of the Bonds. In this capacity, the Financial Advisor has compiled certain data relating to the Bonds that is contained in this Official Statement. The Financial Advisor has not independently verified any of the data contained herein or conducted a detailed investigation of the affairs of the District to determine the accuracy or completeness of this Official Statement. Because of their limited participation, the Financial Advisor assumes no responsibility for the accuracy or completeness of any of the information contained herein. The fee of the Financial Advisor for services with respect to the Bonds is contingent upon the issuance and sale of the Bonds. In the normal course of business, the Financial Advisor may from time to time sell investment securities to the District for the investment of bond proceeds or other funds of the District upon the request of the District.

The Financial Advisor has provided the following sentence for inclusion in this Official Statement. The Financial Advisor has reviewed the information in this Official Statement in accordance with, and as part of, its responsibilities to the District and, as applicable, to investors under the federal securities laws as applied to the facts and circumstances of this transaction, but the Financial Advisor does not guarantee the accuracy or completeness of such information.

### **LEGAL INVESTMENTS AND ELIGIBILITY TO SECURE PUBLIC FUNDS IN TEXAS**

Section 1201.041 of the Public Securities Procedures Act (Chapter 1201, Texas Government Code) provides that the Bonds are negotiable instruments governed by Chapter 8, Texas Business and Commerce Code, and are legal and authorized investments for insurance companies, fiduciaries, and trustees, and for the sinking funds of municipalities or other political subdivisions or public agencies of the State. With respect to investment in the Bonds by municipalities or other political subdivisions or public agencies of the State, the Public Funds Investment Act, Chapter 2256, Texas Government Code, requires that the Bonds be assigned a rating of not less than "A" or its equivalent as to investment quality by a national rating agency. See "RATING" herein. In addition, various provisions of the Texas Finance Code provide that, subject to a prudent investor standard, the Bonds are legal investments for state banks, savings banks, trust companies with at least \$1 million of capital, and savings and loan associations. The Bonds are eligible to secure deposits of any public funds of the State, its agencies, and its political subdivisions, and are legal security for those deposits to the extent of their market value.

The District has made no investigation of other laws, rules, regulations or investment criteria which might apply to such institutions or entities or which might limit the suitability of the Bonds for any of the foregoing purposes or limit the authority of such institutions or entities to purchase or invest in the Bonds for such purposes. The District has made no review of laws in other states to determine whether the Bonds are legal investments for various institutions in those states.

### **CONTINUING DISCLOSURE OF INFORMATION**

In the Bond Order, the District has made the following agreement for the benefit of the holders and beneficial owners of the Bonds. The District is required to observe the agreement for so long as it remains obligated to advance funds to pay the Bonds. Under the agreement, the District will be obligated to provide certain updated financial information and operating data annually, and timely notice of specified events, to the Municipal Securities Rulemaking Board ("MSRB"). For a description of the continuing disclosure obligations of the TEA, see "APPENDIX E - THE PERMANENT SCHOOL FUND GUARANTEE PROGRAM." The information provided to the MSRB will be available to the public free of charge via the Electronic Municipal Markets Access ("EMMA") system at [www.emma.msrb.org](http://www.emma.msrb.org).

#### **Annual Reports**

The District will provide certain updated financial information and operating data annually to the MSRB. The information to be updated includes financial information and operating data with respect to the District of the general type included in this Official Statement in Appendix A (such information being the "Annual Operating Report"). The District will additionally provide financial statements of the District (the "Financial Statements"), that will be (i) prepared in accordance with the accounting principles described in Appendix D or such other accounting principles as the District may be required to employ from time to time pursuant to State law or regulation and shall be in substantially the form included in Appendix D and (ii) audited, if the District commissions an audit of such Financial Statements and the audit is completed within the period during which they must be provided. The District will update and provide the Annual Operating Report within six months after the end of each fiscal year and the Financial Statements within 12 months of the end of each fiscal year, in each case beginning with the fiscal year ending in and after 2023. The District may provide the Financial Statements earlier, including at the time it provides its Annual Operating Report, but if the audit of such Financial Statements is not complete within 12 months after any such fiscal year end, then the District shall file unaudited Financial Statements within such 12-month period and audited Financial Statements for the applicable fiscal year, when and if the audit report on such Financial Statements becomes available.

The District may provide updated information in full text or may incorporate by reference certain other publicly available documents, as permitted by Rule 15c2-12.

The District's current fiscal year end is June 30. Accordingly, the Annual Operating Report must be provided by the last day of December in each year, and the Financial Statements must be provided by June 30 of each year, unless the District changes its fiscal year. If the District changes its fiscal year, it will notify the MSRB of the change.

#### **Notice of Certain Events**

The District will also provide timely notices of certain events to the MSRB. The District will provide notice of any of the following events with respect to the Bonds to the MSRB in a timely manner (but not in excess of ten business days after the occurrence of the event): (1) principal and interest payment delinquencies; (2) non-payment related defaults, if material; (3) unscheduled draws on debt service reserves reflecting financial difficulties; (4) unscheduled draws on credit enhancements reflecting financial difficulties; (5) substitution of credit or liquidity providers, or their failure to perform; (6) adverse tax opinions, the issuance by the Internal Revenue Service of proposed or final determinations of taxability, Notices of Proposed Issue (IRS Form 5701-TEB), or other material notices or determinations with respect to the tax status of the Bonds, or other material events affecting the tax status of the Bonds; (7) modifications to rights of holders of the Bonds, if material; (8) Bond calls, if material, and tender offers; (9) defeasances; (10) release, substitution, or sale of property securing repayment of the Bonds, if material; (11) rating changes; (12) bankruptcy, insolvency, receivership, or similar event of the District, which shall occur as described below; (13) the consummation of a merger, consolidation, or acquisition involving the District or the sale of all or substantially all of its assets, other than in the ordinary course of business, the entry into of a definitive agreement to undertake such an action or the termination of a definitive agreement relating to any such actions, other than pursuant to its terms, if material; (14) appointment of a successor or additional trustee or the change of name of a trustee, if material; and (15) incurrence of a financial obligation of the District, if material, or agreement to covenants, events of default, remedies, priority rights, or other similar terms of a financial obligation of the District, any of which affect security holders, if material; and (16) default, event of acceleration, termination event, modification of terms, or others similar events under the terms of a financial obligation of the District, any of which reflect financial difficulties. In addition, the District will provide timely notice of any failure by the District to provide annual financial information in accordance with their agreement described above under "Annual Reports". The District will provide each notice described in this paragraph to the MSRB. Neither the Bonds nor the Bond Order make any provision for a bond trustee, debt service reserves, credit enhancement (except for the Permanent School Fund guarantee), or liquidity enhancement. In the Order, the District will adopt policies and procedures to ensure timely compliance of its continuing disclosure undertakings.

For these purposes, (a) an event described in clause (12) of in the immediately preceding paragraph is considered to occur when any of the following occur: the appointment of a receiver, fiscal agent, or similar officer for the District in a proceeding under the United States Bankruptcy Code or in any other proceeding under state or federal law in which a court or governmental authority has assumed jurisdiction over substantially all of the assets or business of the District, or if such jurisdiction has been assumed by leaving the existing governing body and officials or officers in possession but subject to the supervision and orders of a court or governmental authority, or the entry of an order confirming a plan of reorganization, arrangement, or liquidation by a court or governmental authority



having supervision or jurisdiction over substantially all of the assets or business of the District. For the purposes of the above describe event notices (15) and (16), the term “financial obligation” means a (i) debt obligation, (ii) derivative instrument entered into in connection with, or pledged as security or a source of payment for, an existing or planned debt obligation, or (iii) a guarantee of (i) or (ii); provided however, that a “financial obligation” shall not include municipal securities as to which a final official statement (as defined in Rule 15c2-12) has been provided to the MSRB consistent with Rule 15c2-12.

### **Availability of Information**

All information and documentation filing required to be made by the District in accordance with its undertaking made for the Bonds will be made with the MSRB in electronic format in accordance with MSRB guidelines. Access to such filings will be provided, without charge to the general public, by the MSRB through EMMA at [www.emma.msrb.org](http://www.emma.msrb.org).

### **Limitations and Amendments**

The District has agreed to update information and to provide notices of events only as described above. The District has not agreed to provide other information that may be relevant or material to a complete presentation of its financial results of operations, condition, or prospects or agreed to update any information that has been provided except as described above. The District makes no representation or warranty concerning such information or concerning its usefulness to a decision to invest in or sell Bonds at any future date. The District disclaims any contractual or tort liability for damages resulting in whole or in part from any breach of its continuing disclosure agreement or from any statement made pursuant to its agreement, although holders of Bonds may seek a writ of mandamus to compel the District to comply with its agreement. Nothing in this paragraph is intended or shall act to disclaim, waive or limit the District’s duties under federal or state securities laws.

The District may amend its continuing disclosure agreement to adapt to changed circumstances that arise from a change in legal requirements, a change in law, or a change in the identity, nature, status, or type of operations of the District, if, but only if, (1) the agreement, as so amended, would have permitted underwriters to purchase or sell Bonds in the initial primary offering in compliance with Rule 15c2-12, taking into account any amendments or interpretations of Rule 15c2-12 to the date of such amendment, as well as such changed circumstances, and (2) either (a) the holders of a majority in aggregate principal amount of the outstanding Bonds consent or (b) any qualified person unaffiliated with the District (such as nationally recognized bond counsel) determines that the amendment will not materially impair the interests of the holders and beneficial owners of the Bonds. The District may also amend or repeal the provisions of this continuing disclosure agreement if the SEC amends or repeals the applicable provision of Rule 15c2-12 or a court of final jurisdiction enters judgment that such provisions of Rule 15c2-12 are invalid, but only if and to the extent that the provisions of this sentence would not prevent an underwriter from lawfully purchasing or selling Bonds in the primary offering of the Bonds. If the District amends its agreement, it has agreed to include with the financial information and operating data next provided, in accordance with its agreement described above under “Annual Reports” an explanation, in narrative form, of the reasons for the amendment and of the impact of any change in the type of information and operating data so provided.

### **Compliance with Prior Undertakings**

During the past five years, to the best of its knowledge, the District has complied in all material respects with all continuing disclosure agreements made by it in accordance with Rule 15c2-12.

## **LITIGATION**

In the opinion of District officials, the District is not a party to any litigation or other proceeding pending or to their knowledge threatened, in any court, agency or other administrative body (either state or federal) which, if decided adversely to the District, would have a material adverse effect on the financial condition of the District.

## **FORWARD-LOOKING STATEMENTS**

The statements contained in this Official Statement, and in any other information provided by the District, that are not purely historical, are forward-looking statements, including statements regarding the District’s expectations, hopes, intentions, or strategies regarding the future. Readers should not place undue reliance on forward-looking statements. All forward-looking statements included in this Official Statement are based on information available to the District on the date hereof, and the District assumes no obligation to update any such forward-looking statements. It is important to note that the District’s actual results could differ materially from those in such forward-looking statements.

The forward-looking statements herein are necessarily based on various assumptions and estimates and are inherently subject to various risks and uncertainties, including risks and uncertainties relating to the possible invalidity of the underlying assumptions and estimates and possible changes or developments in social, economic, business, industry, market, legal and regulatory circumstances and conditions and actions taken or omitted to be taken by third parties, including customers, suppliers, business partners and competitors, and legislative, judicial and other governmental authorities and officials. Assumptions related to the foregoing involve judgments with respect to, among other things, future economic, competitive, and market conditions and future business decisions, all of which are difficult or impossible to predict accurately and many of which are beyond the control of the District. Any of such assumptions could be inaccurate and, therefore, there can be no assurance that the forward-looking statements included in this Official Statement would prove to be accurate.

## **WINNING BIDDER**

After requesting competitive bids for the Bonds, the District accepted the bid of Hilltop Securities Inc. (the “Purchaser” or the “Initial Purchaser”) to purchase the Bonds at the interest rates shown on the page 2 of this Official Statement at a price of par, plus a net reoffering premium of \$1,170,970.20, plus accrued interest on the Bonds from their Dated Date to their date of initial delivery. The initial reoffering yields shown on page 2 hereof will produce compensation to the Purchaser in the amount of \$412,195.54. The District can give no assurance that any trading market will be developed for the District after their sale by the District to the Purchaser. The District has no control over the price at which the Bonds are subsequently sold and the initial yield at which the Bonds will be priced and reoffered will be established by and will be the responsibility of the Purchaser.

## **CERTIFICATION OF THE OFFICIAL STATEMENT AND NO LITIGATION**

At the time of payment for and delivery of the Initial Bond, the Purchaser will be furnished a certificate, executed by proper officials of the District, acting in their official capacities, to the effect that to the best of their knowledge and belief: (a) the descriptions and statements of or pertaining to the District contained in its Official Statement, and any addenda, supplement or amendment thereto, for the Bonds, on the date of such Official Statement, on the date of sale of said Bonds and the acceptance of the best bid therefor, and on the date of the delivery, were and are true and correct in all material respects; (b) insofar as the District and its affairs, including its financial affairs, are concerned, such Official Statement did not and does not contain an untrue statement of a material fact or omit to state a material fact required to be stated therein or necessary to make the statements therein, in the light of the circumstances

under which they were made, not misleading; (c) insofar as the descriptions and statements including financial data, of or pertaining to entities, other than the District, and their activities contained in such Official Statement are concerned, such statements and data have been obtained from sources which the District believes to be reliable and the District has no reason to believe that they are untrue in any material respect; (d) except as may be otherwise described in the Official Statement, there has been no material adverse change in the financial condition of the District, since June 30, 2022, the date of the last financial statements of the District appearing in the Official Statement; and (e) no litigation of any nature has been filed or is pending, as of the date hereof, to restrain or enjoin the issuance or delivery of the Bonds or which would affect the provisions made for their payment or security or in any manner question the validity of the Bonds.

**CONCLUDING STATEMENT**

No person has been authorized to give any information or to make any representations other than those contained in this Official Statement, and if given or made, such other information or representations must not be relied upon as having been authorized by the District. This Official Statement does not constitute an offer to sell or solicitation of an offer to buy in any state in which such offer or solicitation is not authorized or in which the person making such offer or solicitation is not qualified to do so or to any person to whom it is unlawful to make such offer or solicitation.

The information set forth herein has been obtained from the District's records, audited financial statements and other sources which the District considers to be reliable. There is no guarantee that any of the assumptions or estimates contained herein will ever be realized. All of the summaries of the statutes, documents and the Order contained in this Official Statement are made subject to all of the provisions of such statutes, documents, and the Order. These summaries do not purport to be complete statements of such provisions and reference is made to such summarized documents for further information. Reference is made to official documents in all respects.

The Order authorized the issuance of the Bonds and approved the form and content of this Official Statement and any addenda, supplement or amendment thereto and authorized its further use in the re-offering of the Bonds by the Purchaser. The Board has approved the Official Statement for distribution in accordance with the provisions of Rule 15c2-12.

/s/Chance Roberts

---

President, Board of Trustees

ATTEST:

/s/Sean Floyd

---

Secretary, Board of Trustees

**APPENDIX A**  
**FINANCIAL INFORMATION OF THE DISTRICT**

(this page intentionally left blank)

**BONHAM INDEPENDENT SCHOOL DISTRICT**

**Financial Information**

**ASSESSED VALUATION <sup>(1)</sup>**

2022/23 Total Valuation.....		\$ 2,795,944,990
Less Exemptions & Deductions <sup>(2)</sup> :		
State Homestead Exemption	\$ 124,442,726	
State Over-65 Exemption	15,547,627	
Disabled Homestead Exemption Loss	14,704,694	
Veterans Exemption Loss	1,736,052	
Surviving Spouse Disabled Veteran	2,559,603	
Pollution Control Exemption Loss	688,500	
Productivity Loss	879,970,582	
Solar and Wind-Powered Exemptions	5,951	
Homestead Cap Loss	<u>151,372,392</u>	
	\$ 1,191,028,127	
2022/23 Net Taxable Valuation.....		\$ 1,604,916,863
2023/24 Preliminary Net Taxable Valuation <sup>(3)(4)</sup> .....		\$ 1,849,046,347

(1) Source: Comptroller of Public Accounts - Property Tax Division. The passage of a Texas Constitutional Amendment on May 7, 2022 election increased the homestead exemption from \$25,000 to \$40,000. See "AD VALOREM TAX PROCEDURES -- State Mandated Homestead Exemptions" in this Official Statement.  
 (2) Excludes the values on which property taxes are frozen for persons 65 years of age or older and disabled taxpayers which totaled \$82,256,665 in 2022/23.  
 (3) The tax roll figures used in Appendix A represent the tax roll on which the District levies to fund the interest and sinking fund of the District for the payment of debt service on its unlimited tax-supported bonds (the "I&S" tax). Due to the Limitation Agreements described under "THE PROPERTY TAX CODE AS APPLIED TO THE DISTRICT" in this Official Statement, the District has a bifurcated tax roll where abated amounts are not taxed for purposes of the District's M&O tax levy, but are taxed for purposes of the I&S tax.  
 (4) Source: Preliminary values from the Fannin Central Appraisal District as of April 2023.

**VOTED GENERAL OBLIGATION DEBT**

Unlimited Tax Bonds Outstanding		\$ 24,835,000
Plus: The Bonds		<u>63,945,000</u>
Total Unlimited Tax Bonds		\$ 88,780,000
Less: Estimated Interest & Sinking Fund Balance (As of June 30, 2023) <sup>(1)</sup>		<u>(3,219,526)</u>
Net General Obligation Debt		\$ 85,560,474
Ratio of Net G.O. Debt to Net Taxable Valuation <sup>(2)</sup>	4.63%	
2023 Population Estimate <sup>(3)</sup>	18,077	
Per Capita Net Taxable Valuation	\$102,287	
Per Capita Net G.O. Debt	\$4,733	

(1) Source: Bonham ISD Estimate.  
 (2) See "CURRENT PUBLIC SCHOOL FINANCE SYSTEM" in this Official Statement and "DEBT SERVICE REQUIREMENTS" in this appendix and see the "Audited Financial Report Fiscal Year Ended June 30, 2022" in Appendix D for more information relative to the District's outstanding obligations. The ratio is calculated using the tax roll value used for the levy of the District's I&S tax.  
 (3) Source: Municipal Advisory Council of Texas.

**PROPERTY TAX RATES AND COLLECTIONS**

Fiscal Year	Net		% Collections <sup>(5)</sup>	
	Taxable Valuation	Tax Rate		
			Current <sup>(6)</sup>	Total <sup>(6)</sup>
2006/07	\$ 467,975,841 <sup>(1)</sup>	\$ 1.4501 <sup>(7)</sup>	93.27%	97.88%
2007/08	474,567,483 <sup>(1)</sup>	1.1201 <sup>(7)</sup>	94.35%	102.74%
2008/09	545,520,126 <sup>(1)</sup>	1.1151	94.00%	98.91%
2009/10	574,021,619 <sup>(1)</sup>	1.1151	94.81%	100.02%
2010/11	577,133,490 <sup>(1)</sup>	1.1151	95.17%	101.09%
2011/12	575,105,350 <sup>(1)</sup>	1.1151	95.48%	101.67%
2012/13	580,832,884 <sup>(1)</sup>	1.1951	95.66%	99.11%
2013/14	598,540,246 <sup>(1)</sup>	1.1858	96.71%	100.90%
2014/15	607,343,375 <sup>(1)</sup>	1.1961	96.78%	99.96%
2015/16	606,742,177 <sup>(1)(2)</sup>	1.2044	97.17%	101.24%
2016/17	665,757,550 <sup>(1)(2)</sup>	1.2958	96.98%	100.11%
2017/18	701,305,944 <sup>(1)(2)</sup>	1.3785	96.98%	99.50%
2018/19	753,969,246 <sup>(1)(2)</sup>	1.3821	97.02%	100.01%
2019/20	870,696,022 <sup>(1)(2)</sup>	1.3121 <sup>(8)</sup>	96.54%	98.65%
2020/21	931,910,520 <sup>(1)(2)</sup>	1.2834	97.35%	99.44%
2021/22	1,156,776,707 <sup>(1)(2)</sup>	1.2140	97.40%	100.94%
2022/23	1,604,916,863 <sup>(1)(3)</sup>	1.1965	89.66% <sup>(9)</sup>	98.00% <sup>(9)</sup>
2023/24	1,849,046,347 <sup>(3)(4)</sup>		(In Process of Collection)	

(1) Source: Comptroller of Public Accounts - Property Tax Division.  
 (2) The passage of a Texas Constitutional Amendment on November 3, 2015 increased the homestead exemption from \$15,000 to \$25,000.  
 (3) The passage of a Texas Constitutional Amendment on May 7, 2022 increased the homestead exemption from \$25,000 to \$40,000.  
 (4) Source: Preliminary values from the Fannin Central Appraisal District as of April 2023.  
 (5) Source: Bonham ISD Audited Financial Statements.  
 (6) Excludes penalties and interest.  
 (7) The declines in the District's Maintenance & Operation Tax for the 2006/07 and 2007/08 fiscal years are a function of House Bill 1 adopted by the Texas Legislature in May 2006. See "STATE AND LOCAL FUNDING OF SCHOOL DISTRICTS IN TEXAS" and "CURRENT PUBLIC SCHOOL FINANCE SYSTEM" in this Official Statement.  
 (8) The decline in the District's Maintenance & Operation Tax from the 2018/19 fiscal year to the 2019/20 fiscal year is a function of House Bill 3 adopted by the Texas Legislature in June 2019. See "STATE AND LOCAL FUNDING OF SCHOOL DISTRICTS IN TEXAS" and "CURRENT PUBLIC SCHOOL FINANCE SYSTEM" in this Official Statement.  
 (9) Source: Bonham ISD Estimate.

**TAX RATE DISTRIBUTION**

	2018/19	2019/20 <sup>(1)</sup>	2020/21	2021/22	2022/23
Maintenance & Operations	\$1.0401	\$0.9701	\$0.9414	\$0.8720	\$0.8546
Debt Service	\$0.3420	\$0.3420	\$0.3420	\$0.3420	\$0.3419
<b>Total Tax Rate</b>	<b>\$1.3821</b>	<b>\$1.3121</b>	<b>\$1.2834</b>	<b>\$1.2140</b>	<b>\$1.1965</b>

(1) The decline in the District's Maintenance & Operations Tax from the 2018/19 fiscal year to the 2022/23 fiscal year is a function of House Bill 3 adopted by the Texas Legislature in June 2019.

**VALUATION AND FUNDED DEBT HISTORY**

Fiscal Year	Net Taxable Valuation	Bond Debt Outstanding <sup>(1)</sup>	Ratio Debt to A.V. <sup>(2)</sup>
2006/07	\$ 467,975,841	\$ 5,174,999	1.11%
2007/08	474,567,483	5,005,000	1.05%
2008/09	545,520,126	4,670,000	0.86%
2009/10	574,021,619	4,325,000	0.75%
2010/11	577,133,490	3,965,000	0.69%
2011/12	575,105,350	10,545,000	1.83%
2012/13	580,832,884	10,040,000	1.73%
2013/14	598,540,246	9,465,000	1.58%
2014/15	607,343,375	8,870,000	1.46%
2015/16	606,742,177	36,525,000	6.02%
2016/17	665,757,550	35,760,000	5.37%
2017/18	701,305,944	34,860,000	4.97%
2018/19	753,969,246	33,925,000	4.50%
2019/20	870,696,022	32,955,000	3.78%
2020/21	931,910,520	31,950,000	3.43%
2021/22	1,156,776,707	27,970,000	2.42%
2022/23	1,604,916,863 <sup>(3)</sup>	88,780,000 <sup>(5)</sup>	5.53%
2023/24	1,849,046,347 <sup>(4)</sup>	87,245,000 <sup>(5)</sup>	4.72%

(1) The Bonds are illustrated on the State of Texas fiscal year end of August 31st, although the District's fiscal year ends June 30th.  
 (2) See "CURRENT PUBLIC SCHOOL FINANCE SYSTEM" in this Official Statement, "DEBT SERVICE REQUIREMENTS" in this Appendix and see the "Audited Financial Report Fiscal Year Ended June 30, 2022" in Appendix D for more information.  
 (3) The passage of a Texas Constitutional Amendment on May 7, 2022 increased the homestead exemption from \$25,000 to \$40,000.  
 (4) Source: Preliminary values from the Fannin Central Appraisal District as of April 2023.  
 (5) Includes the Bonds.

**ESTIMATED OVERLAPPING DEBT STATEMENT**

Taxing Body	Amount	Percent Overlapping	Amount Overlapping
Bailey, City of	\$ 56,000	100.00%	\$ 56,000
Bonham, City of	2,985,000	100.00%	2,985,000
Fannin County	30,470,000	37.52%	11,432,344
<b>Total Overlapping Debt <sup>(1)</sup></b>			<b>\$ 14,473,344</b>
Bonham Independent School District <sup>(2)</sup>			85,560,474
<b>Total Direct &amp; Overlapping Debt <sup>(2)</sup></b>			<b>\$ 100,033,818</b>
<b>Ratio of Net Direct &amp; Overlapping Debt to Net Taxable Valuation</b>		<b>5.41%</b>	
<b>Per Capita Direct &amp; Overlapping Debt</b>		<b>\$5,534</b>	

(1) Equals gross debt less self-supporting debt.  
 (2) Includes the Bonds.

Source: Municipal Advisory Council of Texas. The District has not independently verified the accuracy or completeness of such information (except for the amounts relating to the District), and no person should rely upon such information as being accurate or complete.

**PRINCIPAL TAXPAYERS <sup>(1)</sup>****2022/23 Top Ten Taxpayers**

Name of Taxpayer	Type of Business	Taxable Value	% of Net Valuation
BT Coniglio Solar	Solar Energy Plant	\$ 125,000,000	7.79%
GSE One, LLC	Solar Energy Plant	79,463,060	4.95%
Voluntary Purchasing Group, Inc.	Agriculture Chemicals	23,970,080	1.49%
Oncor Electric Delivery Co.	Electric Utility	19,805,500	1.23%
Energy Transfer Fuel LP	Pipeline	13,627,040	0.85%
RFJ Auto Properties LLC	Auto Dealership	11,974,000	0.75%
Wal-Mart Stores #01-0158	Retail	10,321,250	0.64%
Bonham Chautauqua Holdings, LLC	Apartments	9,651,160	0.60%
Voluntary Purchasing Group, Inc.	Agriculture Chemicals	9,214,580	0.57%
Lone Star Reel Inc.	Equipment	9,005,160	0.56%
		<u>\$ 312,031,830</u>	<u>19.44%</u>

**2021/22 Top Ten Taxpayers**

Name of Taxpayer	Type of Business	Taxable Value	% of Net Valuation
GSE One, LLC	Solar Energy Plant	\$ 44,049,810	3.81%
BT Coniglio Solar	Solar Energy Plant	20,000,000	1.73%
Oncor Electric Delivery Co.	Electric Utility	17,569,200	1.52%
Voluntary Purchasing Group, Inc.	Agriculture Chemicals	15,972,850	1.38%
Energy Transfer Fuel LP	Pipeline	12,316,720	1.06%
RFJ Auto Properties LLC	Auto Dealership	10,396,270	0.90%
Wal-Mart Stores #01-0158	Retail	9,253,230	0.80%
Voluntary Purchasing Group, Inc.	Agriculture Chemicals	8,339,540	0.72%
Bonham Chautauqua Holdings, LLC	Apartments	6,594,810	0.57%
Lone Star Reel Inc.	Equipment	6,429,510	0.56%
		<u>\$ 150,921,940</u>	<u>13.05%</u>

**2020/21 Top Ten Taxpayers**

Name of Taxpayer	Type of Business	Taxable Value	% of Net Valuation
Oncor Electric Delivery Co.	Electric Utility	\$ 13,499,760	1.45%
Energy Transfer Fuel LP	Pipeline	13,039,760	1.40%
RFJ Auto Properties LLC	Auto Dealership	11,035,631	1.18%
Voluntary Purchasing Group, Inc.	Agriculture Chemicals	10,098,605	1.08%
Wal-Mart Stores #01-0158	Retail	9,717,840	1.04%
Voluntary Purchasing Group, Inc.	Agriculture Chemicals	8,188,400	0.88%
Bonham Chautauqua Holdings, LLC	Apartments	6,329,735	0.68%
Fannin Management Services LLC	Hospital	5,644,560	0.61%
Sterzer, Dale & Kathy	Residential	5,229,530	0.56%
Bonham Hospitality, LLC	Hotel/Motel	4,933,720	0.53%
		<u>\$ 87,717,541</u>	<u>9.41%</u>

(1) Source: Comptroller of Public Accounts - Property Tax Division.

Note: As shown in the tables above, the top ten taxpayers in the District currently account for more than 19% of the District's tax base. Adverse developments in economic conditions could adversely impact the businesses in the District and the tax values in the District, resulting in less local tax revenue. If any major taxpayer were to default in the payment of taxes, the ability of the District to make timely payment of debt service on the Bonds will be dependent on its ability to enforce and liquidate its tax lien, which is a time-consuming process, or, perhaps, to sell tax anticipation notes until such amounts could be collected, if ever. See "REGISTERED OWNERS REMEDIES."

**CLASSIFICATION OF ASSESSED VALUATION BY USE CATEGORY <sup>(1)</sup>**

<u>Category</u>	<u>2022/23</u>	<u>% of Total</u>	<u>2021/22</u>	<u>% of Total</u>	<u>2020/21</u>	<u>% of Total</u>
Real, Residential, Single-Family	\$ 802,251,797	28.69%	\$ 554,462,778	30.85%	\$ 499,834,887	33.10%
Real, Residential, Multi-Family	37,456,078	1.34%	26,805,388	1.49%	24,826,748	1.64%
Real, Vacant Lots/Tracts	36,881,050	1.32%	16,541,512	0.92%	13,929,540	0.92%
Real, Qualified Land & Improvements	910,593,631	32.57%	530,284,690	29.50%	459,028,648	30.40%
Real, Non-Qualified Land & Improvements	375,369,270	13.43%	252,705,400	14.06%	234,317,297	15.52%
Real, Commercial & Industrial	457,243,542	16.35%	272,493,242	15.16%	141,456,206	9.37%
Oil & Gas	-	0.00%	-	0.00%	-	0.00%
Utilities	49,173,380	1.76%	43,749,300	2.43%	38,552,480	2.55%
Tangible Personal, Commercial & Industrial	108,071,280	3.87%	86,520,120	4.81%	84,767,360	5.61%
Tangible Personal, Mobile Homes & Other	11,530,352	0.41%	6,449,785	0.36%	5,077,485	0.34%
Tangible Personal, Residential Inventory	446,980	0.02%	213,880	0.01%	143,040	0.01%
Tangible Personal, Special Inventory	<u>6,927,630</u>	<u>0.25%</u>	<u>7,141,040</u>	<u>0.40%</u>	<u>8,042,810</u>	<u>0.53%</u>
<b>Total Appraised Value</b>	<b>\$ 2,795,944,990</b>	<b>100.00%</b>	<b>\$ 1,797,367,135</b>	<b>100.00%</b>	<b>\$ 1,509,976,501</b>	<b>100.00%</b>
<b>Less:</b>						
Homestead Cap Adjustment	\$ 151,372,392		\$ 19,483,327		\$ 19,166,011	
Productivity Loss	879,970,582		507,559,286		436,900,961	
Exemptions	<u>159,685,153</u> <sup>(2)</sup>		<u>113,547,815</u> <sup>(3)</sup>		<u>121,999,009</u> <sup>(3)</sup>	
Total Exemptions/Deductions <sup>(4)</sup>	<u>\$ 1,191,028,127</u>		<u>\$ 640,590,428</u>		<u>\$ 578,065,981</u>	
<b>Net Taxable Assessed Valuation</b>	<b><u>\$ 1,604,916,863</u></b>		<b><u>\$ 1,156,776,707</u></b>		<b><u>\$ 931,910,520</u></b>	

<u>Category</u>	<u>2019/20</u>	<u>% of Total</u>	<u>2018/19</u>	<u>% of Total</u>	<u>2017/18</u>	<u>% of Total</u>
Real, Residential, Single-Family	\$ 462,959,249	31.96%	\$ 397,251,328	30.93%	\$ 367,570,741	31.08%
Real, Residential, Multi-Family	23,968,859	1.65%	18,804,821	1.46%	17,500,330	1.48%
Real, Vacant Lots/Tracts	12,384,135	0.85%	10,732,305	0.84%	10,459,798	0.88%
Real, Qualified Land & Improvements	454,845,799	31.40%	432,164,053	33.65%	391,993,028	33.14%
Real, Non-Qualified Land & Improvements	221,094,576	15.26%	182,629,732	14.22%	170,879,116	14.45%
Real, Commercial & Industrial	139,434,859	9.62%	126,882,692	9.88%	114,824,995	9.71%
Oil & Gas	-	0.00%	-	0.00%	-	0.00%
Utilities	38,546,780	2.66%	37,255,710	2.90%	36,390,590	3.08%
Tangible Personal, Commercial & Industrial	82,931,360	5.72%	67,713,959	5.27%	62,964,540	5.32%
Tangible Personal, Mobile Homes & Other	3,660,470	0.25%	2,407,490	0.19%	2,337,220	0.20%
Tangible Personal, Residential Inventory	240,210	0.02%	254,840	0.02%	193,270	0.02%
Tangible Personal, Special Inventory	<u>8,626,460</u>	<u>0.60%</u>	<u>8,282,850</u>	<u>0.64%</u>	<u>7,624,890</u>	<u>0.64%</u>
<b>Total Appraised Value</b>	<b>\$ 1,448,692,757</b>	<b>100.00%</b>	<b>\$ 1,284,379,780</b>	<b>100.00%</b>	<b>\$ 1,182,738,518</b>	<b>100.00%</b>
<b>Less:</b>						
Homestead Cap Adjustment	\$ 27,834,209		\$ 8,241,489		\$ 6,462,067	
Productivity Loss	432,465,743		409,477,302		369,007,522	
Exemptions	<u>117,696,783</u> <sup>(3)</sup>		<u>112,691,743</u> <sup>(3)</sup>		<u>105,962,985</u> <sup>(3)</sup>	
Total Exemptions/Deductions <sup>(4)</sup>	<u>\$ 577,996,735</u>		<u>\$ 530,410,534</u>		<u>\$ 481,432,574</u>	
<b>Net Taxable Assessed Valuation</b>	<b><u>\$ 870,696,022</u></b>		<b><u>\$ 753,969,246</u></b>		<b><u>\$ 701,305,944</u></b>	

(1) Source: Comptroller of Public Accounts - Property Tax Division.

(2) The passage of a Texas Constitutional Amendment on May 7, 2022 increased the homestead exemption from \$25,000 to \$40,000.

(3) The passage of a Texas Constitutional Amendment on November 3, 2015 increased the homestead exemption from \$15,000 to \$25,000.

(4) Excludes values on which property taxes are frozen for persons 65 years of age or older and disabled taxpayers.



**PRINCIPAL REPAYMENT SCHEDULE <sup>(1)</sup>**

Fiscal Year Ending 8/31	Outstanding Bonds	Plus: The Bonds	Total	Bonds Unpaid At Year End	Percent of Principal Retired
2023	\$ 3,135,000.00	\$ -	\$ 3,135,000.00	\$ 88,780,000.00	3.41%
2024	930,000.00	605,000.00	1,535,000.00	87,245,000.00	5.08%
2025	975,000.00	640,000.00	1,615,000.00	85,630,000.00	6.84%
2026	1,020,000.00	675,000.00	1,695,000.00	83,935,000.00	8.68%
2027	1,075,000.00	705,000.00	1,780,000.00	82,155,000.00	10.62%
2028	1,130,000.00	740,000.00	1,870,000.00	80,285,000.00	12.65%
2029	1,185,000.00	780,000.00	1,965,000.00	78,320,000.00	14.79%
2030	1,210,000.00	820,000.00	2,030,000.00	76,290,000.00	17.00%
2031	1,235,000.00	860,000.00	2,095,000.00	74,195,000.00	19.28%
2032	1,260,000.00	910,000.00	2,170,000.00	72,025,000.00	21.64%
2033	1,290,000.00	955,000.00	2,245,000.00	69,780,000.00	24.08%
2034	1,335,000.00	995,000.00	2,330,000.00	67,450,000.00	26.62%
2035	1,370,000.00	1,055,000.00	2,425,000.00	65,025,000.00	29.26%
2036	1,415,000.00	1,105,000.00	2,520,000.00	62,505,000.00	32.00%
2037	1,455,000.00	1,160,000.00	2,615,000.00	59,890,000.00	34.84%
2038	1,500,000.00	1,220,000.00	2,720,000.00	57,170,000.00	37.80%
2039	1,540,000.00	1,290,000.00	2,830,000.00	54,340,000.00	40.88%
2040	1,590,000.00	1,350,000.00	2,940,000.00	51,400,000.00	44.08%
2041	1,635,000.00	1,425,000.00	3,060,000.00	48,340,000.00	47.41%
2042	1,685,000.00	1,495,000.00	3,180,000.00	45,160,000.00	50.87%
2043	-	3,335,000.00	3,335,000.00	41,825,000.00	54.50%
2044	-	3,470,000.00	3,470,000.00	38,355,000.00	58.27%
2045	-	3,610,000.00	3,610,000.00	34,745,000.00	62.20%
2046	-	3,760,000.00	3,760,000.00	30,985,000.00	66.29%
2047	-	3,915,000.00	3,915,000.00	27,070,000.00	70.55%
2048	-	4,075,000.00	4,075,000.00	22,995,000.00	74.98%
2049	-	4,240,000.00	4,240,000.00	18,755,000.00	79.60%
2050	-	4,410,000.00	4,410,000.00	14,345,000.00	84.39%
2051	-	4,590,000.00	4,590,000.00	9,755,000.00	89.39%
2052	-	4,780,000.00	4,780,000.00	4,975,000.00	94.59%
2053	-	4,975,000.00	4,975,000.00	-	100.00%
Total	<u>\$ 27,970,000.00</u>	<u>\$ 63,945,000.00</u>	<u>\$ 91,915,000.00</u>		

(1) Debt service is illustrated on the State of Texas fiscal year end of August 31st, although the District's fiscal year ends June 30th.

**OTHER OBLIGATIONS <sup>(1)</sup>**

Fiscal Year Ending 6/30	Principal	Interest	Total
2023	\$ 211,642.00	\$ 64,588.00	\$ 276,230.00
2024	219,835.00	56,395.00	276,230.00
2025	228,348.00	47,882.00	276,230.00
2026	237,190.00	39,040.00	276,230.00
2027	246,374.00	29,856.00	276,230.00
2028-2029	521,737.00	30,723.00	552,460.00
Total	<u>1,665,126.00</u>	<u>268,484.00</u>	<u>1,933,610.00</u>

(1) General Fund Obligations are payable solely from the limited maintenance and operations tax or other lawfully available funds of the District. See "NOTE E TO THE FINANCIAL STATEMENTS" from the "Audited Financial Report Fiscal Year Ended June 30 2022" in Appendix D for more information relative to the District's outstanding obligations

**DEBT SERVICE REQUIREMENTS <sup>(1)</sup>**

Fiscal Year Ending 8/31	Outstanding Debt Service	Plus: The Bonds <sup>(2)</sup>			Combined Total <sup>(2) (3)</sup>
		Principal	Interest	Total	
2023	\$ 4,011,918.75	\$ -	\$ 228,804.17	\$ 228,804.17	\$ 4,240,722.92
2024	1,738,075.00	605,000.00	2,730,525.00	3,335,525.00	5,073,600.00
2025	1,736,575.00	640,000.00	2,699,400.00	3,339,400.00	5,075,975.00
2026	1,732,825.00	675,000.00	2,666,525.00	3,341,525.00	5,074,350.00
2027	1,736,825.00	705,000.00	2,632,025.00	3,337,025.00	5,073,850.00
2028	1,738,075.00	740,000.00	2,595,900.00	3,335,900.00	5,073,975.00
2029	1,736,575.00	780,000.00	2,557,900.00	3,337,900.00	5,074,475.00
2030	1,737,875.00	820,000.00	2,517,900.00	3,337,900.00	5,075,775.00
2031	1,737,162.50	860,000.00	2,475,900.00	3,335,900.00	5,073,062.50
2032	1,734,375.00	910,000.00	2,431,650.00	3,341,650.00	5,076,025.00
2033	1,734,450.00	955,000.00	2,385,025.00	3,340,025.00	5,074,475.00
2034	1,740,750.00	995,000.00	2,336,275.00	3,331,275.00	5,072,025.00
2035	1,735,700.00	1,055,000.00	2,285,025.00	3,340,025.00	5,075,725.00
2036	1,739,600.00	1,105,000.00	2,231,025.00	3,336,025.00	5,075,625.00
2037	1,737,150.00	1,160,000.00	2,174,400.00	3,334,400.00	5,071,550.00
2038	1,738,500.00	1,220,000.00	2,114,900.00	3,334,900.00	5,073,400.00
2039	1,733,500.00	1,290,000.00	2,052,150.00	3,342,150.00	5,075,650.00
2040	1,737,300.00	1,350,000.00	1,986,150.00	3,336,150.00	5,073,450.00
2041	1,734,600.00	1,425,000.00	1,916,775.00	3,341,775.00	5,076,375.00
2042	1,735,550.00	1,495,000.00	1,843,775.00	3,338,775.00	5,074,325.00
2043	-	3,335,000.00	1,739,700.00	5,074,700.00	5,074,700.00
2044	-	3,470,000.00	1,603,600.00	5,073,600.00	5,073,600.00
2045	-	3,610,000.00	1,462,000.00	5,072,000.00	5,072,000.00
2046	-	3,760,000.00	1,314,600.00	5,074,600.00	5,074,600.00
2047	-	3,915,000.00	1,161,100.00	5,076,100.00	5,076,100.00
2048	-	4,075,000.00	1,001,300.00	5,076,300.00	5,076,300.00
2049	-	4,240,000.00	835,000.00	5,075,000.00	5,075,000.00
2050	-	4,410,000.00	662,000.00	5,072,000.00	5,072,000.00
2051	-	4,590,000.00	482,000.00	5,072,000.00	5,072,000.00
2052	-	4,780,000.00	294,600.00	5,074,600.00	5,074,600.00
2053	-	4,975,000.00	99,500.00	5,074,500.00	5,074,500.00
	<u>\$ 37,007,381.25</u>	<u>\$ 63,945,000.00</u>	<u>\$ 55,517,429.17</u>	<u>\$ 119,462,429.17</u>	<u>\$ 156,469,810.42</u>

(1) Debt service is illustrated on the State of Texas fiscal year end of August 31st, although the District's fiscal year ends on June 30th.

(2) Includes accrued interest in the amount of \$190,670.14.

(3) Based on it's wealth per student, the District does not expect to receive state financial assistance for the payment of debt service for the fiscal year 2022/23. The amount of state financial assistance for debt service, if any, may differ substantially each year depending on a variety of factors, including the amount, if any, appropriated for that purpose by the state legislature and a school district's wealth per student. See "CURRENT PUBLIC SCHOOL FINANCE SYSTEM" in this Official Statement.

**TAX ADEQUACY WITH RESPECT TO THE DISTRICT'S BONDS**

Projected Maximum Debt Service Requirement <sup>(1)</sup>	\$ 5,076,375.00
Projected State Financial Assistance for Hold Harmless of Increased Homestead Exemption in 2022/23 <sup>(2)</sup>	90,000.00
Projected Maximum Net Debt Service Requirement <sup>(1) (2)</sup>	\$ 4,986,375.00
 \$0.27518 Tax Rate @ 98% Collections Produces	 \$ 4,986,375.00
 2023/24 Preliminary Net Taxable Assessed Valuation <sup>(3)</sup>	 \$ 1,849,046,347

(1) Includes the Bonds.

(2) The amount of state financial assistance for debt service, if any, may differ substantially each year depending on a variety of factors, including the amount, if any, appropriated for that purpose by the state legislature and a school district's wealth per student. See "CURRENT PUBLIC SCHOOL FINANCE SYSTEM" in this Official Statement. The District will not receive any Instructional Facilities Allotment nor Existing Debt Allotment state aid in 2022/23, but will receive additional state aid for the increase in the homestead exemption which took effect in 2022/23.

(3) Source: Preliminary values from the Fannin Central Appraisal District as of April 2023.

**AUTHORIZED BUT UNISSUED BONDS**

Following the issuance of the Bonds, the District will not have any authorized but unissued ad valorem tax bonds from the May 6, 2023 election. The District may incur other financial obligations payable from its collection of taxes and other sources of revenue, including maintenance tax notes payable from its collection of maintenance taxes, public property finance contractual obligations, delinquent tax notes, and leases for various purposes payable from State appropriations and surplus maintenance taxes.

**COMPARATIVE STATEMENT OF GENERAL FUND REVENUES AND EXPENDITURES <sup>(1)</sup>**

	Fiscal Year Ended June 30				
	2018	2019	2020	2021	2022
<b>Beginning Fund Balance</b>	\$ 5,628,813	\$ 6,312,904	\$ 5,927,210	\$ 6,638,212	\$ 8,997,964
<b>Revenues:</b>					
Local and Intermediate Sources	\$ 6,967,894	\$ 7,573,110	\$ 7,964,404	\$ 8,497,493	\$ 9,837,013
State Sources	9,002,098	9,114,002	9,454,935	9,471,072	9,473,416
Federal Sources & Other	319,132	442,454	227,729	231,245	222,346
<b>Total Revenues</b>	<b>\$ 16,289,124</b>	<b>\$ 17,129,566</b>	<b>\$ 17,647,068</b>	<b>\$ 18,199,810</b>	<b>\$ 19,532,775</b>
<b>Expenditures:</b>					
Instruction	\$ 7,395,527	\$ 7,813,199	\$ 8,276,437	\$ 8,363,215	\$ 7,622,549
Instructional Resources & Media Services	175,911	190,972	196,762	182,957	194,106
Curriculum & Instructional Staff Development	177,422	144,742	160,532	151,778	184,512
Instructional Leadership	14,777	15,079	21,092	18,435	4,000
School Administration	1,198,589	1,254,057	1,387,449	1,321,347	571,469
Guidance, Counseling & Evaluation Services	287,900	314,368	329,945	374,536	58,009
Health Services	88,922	77,876	84,715	154,254	126,410
Student (Pupil) Transportation	637,353	828,846	572,509	643,384	1,385,156
Food Services	25,834	27,363	36,964	33,521	-
Cocurricular/Extracurricular Activities	935,262	1,201,712	900,194	726,691	913,412
General Administration	972,471	1,194,922	898,990	926,126	951,877
Plant Maintenance and Operations	2,064,168	2,001,241	2,057,096	2,129,223	2,273,060
Security and Monitoring Services	104,364	100,432	102,489	116,356	233,222
Data Processing Services	313,995	318,703	296,795	332,674	350,836
Debt Service - Principal on Long-Term Debt	206,774	216,171	226,046	236,428	203,752
Debt Service - Interest on Long-Term Debt	112,934	103,538	93,663	83,281	72,363
Capital Outlay	-	824,442	284,296	224,641	874,058
Payments Related to Shared Services Arrangements	457,601	480,486	532,895	456,686	548,854
Other Intergovernmental Charges	452,442	398,793	448,879	504,696	379,145
<b>Total Expenditures</b>	<b>\$ 15,622,246</b>	<b>\$ 17,506,942</b>	<b>\$ 16,907,748</b>	<b>\$ 16,980,229</b>	<b>\$ 16,946,790</b>
Excess (Deficiency) of Revenues					
over Expenditures	\$ 666,878	\$ (377,376)	\$ 739,320	\$ 1,219,581	\$ 2,585,985
<b>Other Resources and (Uses):</b>					
Sale of Real or Personal Property	\$ 17,800	\$ 23,894	\$ -	\$ 1,140,171	\$ -
Transfers In	-	-	664	-	-
Transfer Out	(587)	(32,212)	(28,982)	-	-
<b>Total Other Resources (Uses)</b>	<b>\$ 17,213</b>	<b>\$ (8,318)</b>	<b>\$ (28,318)</b>	<b>\$ 1,140,171</b>	<b>\$ -</b>
Excess (Deficiency) of					
Revenues and Other Sources					
over Expenditures and Other Uses	\$ 684,091	\$ (385,694)	\$ 711,002	\$ 2,359,752	\$ 2,585,985
<b>Ending Fund Balance <sup>(2)</sup></b>	<b>\$ 6,312,904</b>	<b>\$ 5,927,210</b>	<b>\$ 6,638,212</b>	<b>\$ 8,997,964</b>	<b>\$ 11,583,949</b>

(1) See "MANAGEMENT'S DISCUSSION AND ANALYSIS - Economic Factors and Next Year's Budget and Rates" in Appendix D hereto for a discussion of the 2022/23 budget and "CURRENT PUBLIC SCHOOL FINANCE SYSTEM - Possible Effects of Wealth Transfer Provisions on the District's Financial Condition" in this Official Statement.

(2) The District's estimated anticipated general fund balance as of June 30, 2023 is \$7,214,440.

**CHANGE IN NET ASSETS <sup>(1)</sup>**

	Fiscal Year Ended June 30				
	2018	2019	2020	2021	2022
<b>Revenues:</b>					
<b>Program Revenues:</b>					
Charges for Services	\$ 479,666	\$ 454,744	\$ 405,945	\$ 327,916	\$ 401,384
Operating Grants and Contributions	2,651,072	6,544,991	7,279,133	7,128,560	8,972,630
<b>General Revenues:</b>					
Property Taxes Levied for General Purposes	6,765,549	7,329,815	7,775,227	8,273,480	9,088,430
Property Taxes Levied for Debt Service	2,188,003	2,384,704	2,711,540	2,980,678	3,683,454
Grants and Contributions Not Restricted	7,491,801	7,827,012	7,840,901	7,520,477	7,664,529
Investment Earnings	141,060	123,584	137,677	115,506	75,759
Special Item - Loss on Disposal of Capital Asset	(98,399)	(640,698)	-	-	-
Special Item - Gain on Sale of Capital Asset	-	-	-	631,348	101,307
Miscellaneous	2,592,670	2,875,868	3,004,043	3,035,830	4,043,601
<b>Total Revenue</b>	<b>\$ 22,211,422</b>	<b>\$ 26,900,020</b>	<b>\$ 29,154,466</b>	<b>\$ 30,013,795</b>	<b>\$ 34,031,094</b>
<b>Expenses:</b>					
Instruction	\$ 7,525,701	\$ 12,065,439	\$ 13,527,860	\$ 12,818,705	\$ 11,717,823
Instruction Resources & Media Services	131,763	218,686	218,992	202,522	190,719
Curriculum & Staff Development	210,687	211,335	219,527	166,682	340,880
Instructional Leadership	194,004	314,598	398,915	382,459	368,595
School Leadership	831,320	1,381,375	1,555,552	1,417,216	1,291,336
Guidance, Counseling & Evaluation Services	687,527	1,270,934	1,300,410	1,271,287	1,345,253
Social Work Services	-	-	-	-	1,539
Health Services	78,374	141,746	146,630	208,196	167,011
Student Transportation	450,814	754,035	668,921	674,496	796,405
Food Service	998,092	1,343,315	1,446,242	1,261,717	1,316,127
Cocurricular/Extracurricular Activities	857,094	1,347,358	1,093,228	921,732	1,106,595
General Administration	713,865	1,236,751	959,152	951,641	897,208
Plant Maintenance & Operations	2,419,616	2,653,689	3,484,481	3,601,252	3,582,875
Security and Monitoring Services	80,482	107,455	115,328	143,880	208,422
Data Processing Services	253,385	359,424	339,310	366,863	330,195
Community Services	-	-	-	3,356	1,165
Debt Service - Interest on Long Term Debt	1,064,807	1,021,235	973,907	931,633	864,820
Debt Service - Issuance Cost and Fees	1,750	1,750	1,750	4,250	1,000
Capital Outlay	-	824,441	5,765	-	10,788
Payments Related to Shared Service Arrangements	1,599,359	1,571,736	1,257,138	1,473,025	1,688,482
Other Intergovernmental Charges	452,442	398,793	448,879	504,696	379,145
<b>Total Expenditures</b>	<b>\$ 18,551,082</b>	<b>\$ 27,224,095</b>	<b>\$ 28,161,987</b>	<b>\$ 27,305,608</b>	<b>\$ 26,606,383</b>
<b>Change in Net Assets</b>	<b>\$ 3,660,340</b>	<b>\$ (324,075)</b>	<b>\$ 992,479</b>	<b>\$ 2,708,187</b>	<b>\$ 7,424,711</b>
<b>Beginning Net Assets</b>	<b>\$ 13,378,056</b>	<b>\$ 3,585,214</b>	<b>\$ 3,261,139</b>	<b>\$ 4,253,618</b>	<b>\$ 7,049,534</b>
<b>Prior Period Adjustment</b>	<b>\$ (13,453,182) <sup>(2)</sup></b>	<b>\$ -</b>	<b>\$ -</b>	<b>\$ 87,729 <sup>(3)</sup></b>	<b>\$ -</b>
<b>Ending Net Assets</b>	<b>\$ 3,585,214</b>	<b>\$ 3,261,139</b>	<b>\$ 4,253,618</b>	<b>\$ 7,049,534</b>	<b>\$ 14,474,245</b>

(1) The foregoing information represents government-wide financial information provided in accordance with GASB 34.

(2) In 2018, an adjustment has been made to the prior period as a result of implementing GASB Statement 75.

(3) In 2021, an adjustment has been made to the prior period as a result of implementing GASB Statement 84.

**APPENDIX B**

**GENERAL INFORMATION REGARDING THE DISTRICT  
AND ITS ECONOMY**

(this page intentionally left blank)

**BONHAM INDEPENDENT SCHOOL DISTRICT**

**General and Economic Information**

Bonham Independent School District, located in Fannin County, is an agricultural area that includes the City of Bonham, the county seat, located on U.S. Highway 82, 13 miles from the Oklahoma-Texas border. The District encompasses the City of Bonham, a commercial center, which is located thirteen miles from the Oklahoma-Texas Border on U.S. Highway 82. The District's current estimated population is approximately 18,077.

Source: Texas Municipal Report for Bonham ISD and Fannin County.

**Enrollment Statistics**

<u>Year Ending 6/30</u>	<u>Enrollment</u>
2012	1,822
2013	1,902
2014	1,912
2015	1,889
2016	1,879
2017	1,869
2018	1,872
2019	1,887
2020	1,874
2021	1,796
2022	1,887
2023	1,887

**District Staff**

Teachers	139
Teachers' Aides & Secretaries	95
Auxiliary Personnel	81
Administrators	17
Other	<u>23</u>
Total	355

**Facilities**

<u>Campus</u>	<u>Grades</u>	<u>Current Enrollment</u>	<u>Capacity</u>	<u>Year Built</u>	<u>Year of Addition/ Renovation</u>
Bailey English Early Childhood Center	Pre K	160	180	1930	2006/2008
Finley-Oates Elementary	K-3	530	600	1997	NA
I.W. Evans Intermediate School	4-6	377	480	1952	2013
L. H. Rather Junior High School	7-8	278	470	1978	1992
Bonham High School	9-12	542	650	2018	NA

**Principal Employers within the District**

<u>Name of Company</u>	<u>Type of Business</u>	<u>Number of Employees</u>
Veteran's Affairs Medical Center	Healthcare	840
Bonham ISD	Education	355
Texoma Medical Center	Healthcare	250
City of Bonham	Local Government	223
Clayton Homes	Manufacturing	200
Tongrun	Manufacturing	130
Wai-Mart	Retail	100

**Unemployment Rates**

	<u>April 2021</u>	<u>April 2022</u>	<u>April 2023</u>
Fannin County	4.0%	2.9%	3.0 %
State of Texas	5.9%	3.5%	3.7%

Source: Texas Workforce Commission.

(this page intentionally left blank)



**APPENDIX C**

**FORM OF LEGAL OPINION OF BOND COUNSEL**

(this page intentionally left blank)

**Proposed Form of Opinion of Bond Counsel**

*An opinion in substantially the following form will be delivered by McCall, Parkhurst & Horton L.L.P., Bond Counsel, upon the delivery of the Bonds, assuming no material changes in facts or law.*

**BONHAM INDEPENDENT SCHOOL DISTRICT  
UNLIMITED TAX SCHOOL BUILDING BONDS, SERIES 2023**

**IN THE AGGREGATE PRINCIPAL AMOUNT OF \$63,945,000**

---

**AS BOND COUNSEL** for the Bonham Independent School District (the "*Issuer*"), the issuer of the Bonds described above (the "*Bonds*"), we have examined into the legality and validity of the Bonds, which bear interest from the dates specified in the text of the Bonds, at the rates and payable on the dates as stated in the text of the Bonds, maturing, unless redeemed prior to maturity in accordance with the terms of the Bonds, all in accordance with the terms and conditions stated in the text of the Bonds.

**WE HAVE EXAMINED** the applicable and pertinent provisions of the Constitution and laws of the State of Texas, and a transcript of certified proceedings of the Issuer, and other pertinent instruments authorizing and relating to the issuance of the Bonds, including executed Bond Numbered T-1.

**BASED ON SAID EXAMINATION, IT IS OUR OPINION** that the Bonds have been authorized and issued and the Bonds delivered concurrently with this opinion have been duly delivered and that, assuming due authentication, Bonds issued in exchange therefore will have been duly delivered, in accordance with law, and that the Bonds, except as may be limited by laws applicable to the Issuer relating to bankruptcy, reorganization and other similar matters affecting creditors' rights generally, and by general principles of equity and sovereign immunity of political subdivisions which permit the exercise of judicial discretion, constitute valid and legally binding obligations of the Issuer, and ad valorem taxes sufficient to provide for the payment of the interest on and principal of the Bonds have been levied and pledged for such purpose, without limit as to rate or amount.

**IT IS FURTHER OUR OPINION**, except as discussed below, that the interest on the Bonds is excludable from the gross income of the owners for federal income tax purposes under the statutes, regulations, published rulings, and court decisions existing on the date of this opinion. We are further of the opinion that the Bonds are not "specified private activity bonds" and that, accordingly, interest on the Bonds will not be included as an individual or corporate alternative minimum tax preference item under section 57(a)(5) of the Internal Revenue Code of 1986 (the "Code"). Except as stated above, we express no opinion as to any other federal, state, or local tax consequences of acquiring, carrying, owning, or disposing of the Bonds.



**IN EXPRESSING THE AFOREMENTIONED OPINIONS**, we have relied on and assume continuing compliance with, certain representations contained in the federal tax certificate of the Issuer and covenants set forth in the order adopted by the Issuer to authorize the issuance of the Bonds, relating to, among other matters, the use of the project being financed and the investment and expenditure of the proceeds and certain other amounts used to pay or to secure the payment of debt service on the Bonds and the certificate with respect to arbitrage by the Commissioner of Education regarding the allocation and investment of certain investments in the Permanent School Fund, the accuracy of which we have not independently verified. We call your attention to the fact that if such representations are determined to be inaccurate or if the Issuer fails to comply with such covenants, interest on the Bonds may become includable in gross income retroactively to the date of issuance of the Bonds.

**EXCEPT AS STATED ABOVE**, we express no opinion as to any other federal, state or local tax consequences of acquiring, carrying, owning or disposing of the Bonds. We express no opinion as to any insurance policies issued with respect to the payments due for the principal of and interest on the Bonds, nor as to any such insurance policies issued in the future.

**WE CALL YOUR ATTENTION TO THE FACT** that the interest on tax-exempt obligations, such as the Bonds, may be includable in a corporation's adjusted financial statement income for purposes of determining the alternative minimum tax imposed on certain corporations by section 55 of the Code.

**OUR OPINIONS ARE BASED ON EXISTING LAW**, which is subject to change. Such opinions are further based on our knowledge of facts as of the date hereof. We assume no duty to update or supplement our opinions to reflect any facts or circumstances that may thereafter come to our attention or to reflect any changes in any law that may thereafter occur or become effective. Moreover, our opinions are not a guarantee of result and are not binding on the Internal Revenue Service (the "Service"); rather, such opinions represent our legal judgment based upon our review of existing law and in reliance upon the representations and covenants referenced above that we deem relevant to such opinions. The Service has an ongoing audit program to determine compliance with rules that relate to whether interest on state or local obligations is includable in gross income for federal income tax purposes. No assurance can be given whether or not the Service will commence an audit of the Bonds. If an audit is commenced, in accordance with its current published procedures the Service is likely to treat the Issuer as the taxpayer. We observe that the Issuer has covenanted not to take any action, or omit to take any action within its control, that if taken or omitted, respectively, may result in the treatment of interest on the Bonds as includable in gross income for federal income tax purposes.

**OUR SOLE ENGAGEMENT** in connection with the issuance of the Bonds is as Bond Counsel for the Issuer, and, in that capacity, we have been engaged by the Issuer for the sole purpose of rendering our opinions with respect to the legality and validity of the Bonds under the Constitution and laws of the State of Texas, and with respect to the exclusion from gross income of the interest on the Bonds for federal income tax purposes, and for no other reason or purpose. The foregoing opinions represent our legal judgment based upon a review of existing legal authorities that we deem relevant to render such opinions and are not a guarantee of a result. We have not been requested to investigate or verify, and have not independently investigated or verified, any records, data, or other material relating to the financial condition or capabilities of the Issuer, or the disclosure thereof in connection with the sale of the Bonds and have not assumed any responsibility with respect thereto. We express no opinion and make no comment with respect to



the marketability of the Bonds and have relied solely on certificates executed by officials of the Issuer as to the current outstanding indebtedness of and assessed valuation of taxable property within the Issuer. Our role in connection with the Issuer's Official Statement prepared for use in connection with the sale of the Bonds has been limited as described therein.

Respectfully,

(this page intentionally left blank)

**APPENDIX D**

**AUDITED FINANCIAL REPORT  
FISCAL YEAR ENDED JUNE 30, 2022**

(this page intentionally left blank)



BONHAM INDEPENDENT SCHOOL DISTRICT  
ANNUAL FINANCIAL REPORT  
FOR THE YEAR ENDED JUNE 30, 2022

BONHAM INDEPENDENT SCHOOL DISTRICT  
ANNUAL FINANCIAL REPORT  
YEAR ENDED JUNE 30, 2022

TABLE OF CONTENTS

<u>Exhibit</u>		<u>Page</u>
	<b><u>Introductory Section</u></b>	
	Certificate of Board	1
	Independent Auditors' Report	2
	Required Supplementary Information - Management's Discussion and Analysis	5
	<b><u>Basic Financial Statements</u></b>	
	Government-Wide Statements:	
A-1	Statement of Net Position	12
B-1	Statement of Activities	13
	Governmental Funds Financial Statements:	
C-1	Balance Sheet	14
C-2	Reconciliation of the Governmental Funds Balance Sheet to the Statement of Net Position	15
C-3	Statement of Revenues, Expenditures, and Changes in Fund Balances	16
C-4	Reconciliation of the Governmental Funds Statement of Revenues, Expenditures, and Changes in Fund Balances to the Statement of Activities	17
	Proprietary Fund Financial Statements:	
D-1	Statement of Net Position	18
D-2	Statement of Revenues, Expenses, and Changes in Fund Net Position	19
D-3	Statement of Cash Flows	20
	Fiduciary Fund Financial Statements:	
E-1	Statement of Fiduciary Net Position	21
E-2	Statement of Changes in Fiduciary Net Position	22
	Notes to the Financial Statements	23
	<b><u>Required Supplementary Information</u></b>	
G-1	Budget and Actual – General Fund	47
G-6	Schedule of the District's Proportionate Share of the Net Pension Liability	48
G-7	Schedule of District's Contributions for Pensions	50
G-8	Schedule of the District's Proportionate Share of the Net OPEB Liability	52
G-9	Schedule of District's Contributions for Other Post-Employment Benefits (OPEB)	54
	Notes to Required Supplementary Information	56
	<b><u>Required TEA Schedules</u></b>	
J-1	Schedule of Delinquent Taxes Receivable	58
J-2	Budget and Actual - Child Nutrition Fund	60
J-3	Budget and Actual - Debt Service Fund	61
J-4	Use of Funds Report - Select State Allotment Programs	62
	<b><u>Overall Compliance, Internal Controls, and Federal Awards Section</u></b>	
	Independent Auditors' Report on Internal Control Over Financial Reporting and on Compliance and Other Matters Based on an Audit of Financial Statements Performed in Accordance with <i>Government Auditing Standards</i>	63
	Independent Auditors' Report on Compliance for Each Major Program and on Internal Control over Compliance Required by the Uniform Guidance	65
	Schedule of Findings and Questioned Costs	68
	Summary Schedule of Prior Audit Findings	70
	Corrective Action Plan	71
K-1	Schedule of Expenditures of Federal Awards	72
	Notes to the Schedule of Expenditures of Federal Awards	74

## INTRODUCTORY SECTION


CERTIFICATE OF BOARD

Bonham Independent School District  
Name of School District

Fannin  
County

074-903  
Co.-Dist. Number

We, the undersigned, certify that the attached annual financial reports of the above-named school district were reviewed and (check one) 6 approved Ø disapproved for the year ended June 30, 2022 at a meeting of the Board of Trustees of such school district on the 21 day of November, 2022.

  
\_\_\_\_\_  
Signature of Board Secretary

  
\_\_\_\_\_  
Signature of Board President

If the Board of Trustees disapproved of the auditors' report, the reason(s) for disapproving it is(are):  
(attach list as necessary).

# McClanahan and Holmes, LLP

CERTIFIED PUBLIC ACCOUNTANTS

STEVEN W. MOHUNDRO, CPA  
GEORGE H. STRUVE, CPA  
DEBRA J. WILDER, CPA  
TEFFANY A. KAVANAUGH, CPA  
APRIL J. HATFIELD, CPA  
BRITTANY L. MARTIN, CPA

228 SIXTH STREET S.E.  
PARIS, TEXAS 75460  
903-784-4316  
FAX 903-784-4310

-----  
304 WEST CHESTNUT  
DENISON, TEXAS 75020  
903-465-6070  
FAX 903-465-6093

-----  
1400 WEST RUSSELL  
BONHAM, TEXAS 75418  
903-583-5574  
FAX 903-583-9453

## INDEPENDENT AUDITORS' REPORT

Board of Trustees  
Bonham Independent School District  
1005 Chestnut Street  
Bonham, Texas

### **Report on the Audit of the Financial Statements**

#### ***Opinions***

We have audited the accompanying financial statements of the governmental activities, each major fund, and the aggregate remaining fund information of Bonham Independent School District (the District), as of and for the year ended June 30, 2022, and the related notes to the financial statements, which collectively comprise the District's basic financial statements as listed in the table of contents.

In our opinion, the financial statements referred to above present fairly, in all material respects, the respective financial position of the governmental activities, each major fund, and the aggregate remaining fund information of Bonham Independent School District as of June 30, 2022, and the respective changes in financial position, and, where applicable, cash flows thereof for the year then ended in accordance with accounting principles generally accepted in the United States of America.

#### ***Basis for Opinions***

We conducted our audit in accordance with auditing standards generally accepted in the United States of America and the standards applicable to financial audits contained in *Government Auditing Standards*, issued by the Comptroller General of the United States. Our responsibilities under those standards are further described in the Auditor's Responsibilities for the Audit of the Financial Statements section of our report. We are required to be independent of the District, and to meet our ethical responsibilities, in accordance with the relevant ethical requirements relating to our audit. We believe that the audit evidence we have obtained is sufficient and appropriate to provide a basis for our audit opinions.

#### ***Responsibilities of Management for the Financial Statements***

Management is responsible for the preparation and fair presentation of these financial statements in accordance with accounting principles generally accepted in the United States of America, and for the design, implementation, and maintenance of internal control relevant to the preparation and fair presentation of financial statements that are free from material misstatement, whether due to fraud or error.

In preparing the financial statements, management is required to evaluate whether there are conditions or events, considered in the aggregate, that raise substantial doubt about the District's ability to continue as a going concern for twelve months beyond the financial statement date, including any currently known information that may raise substantial doubt shortly thereafter.

***Auditors' Responsibilities for the Audit of the Financial Statements***

Our objectives are to obtain reasonable assurance about whether the financial statements as a whole are free from material misstatement, whether due to fraud or error, and to issue an auditor's report that includes our opinions. Reasonable assurance is a high level of assurance but is not absolute assurance and therefore is not a guarantee that an audit is conducted in accordance with generally accepted auditing standards and *Government Auditing Standards* will always detect a material misstatement when it exists. The risk of not detecting a material misstatement resulting from fraud is higher than for one resulting from error, as fraud may involve collusion, forgery, intentional omissions, misrepresentations, or the override of internal control. Misstatements are considered material if there is a substantial likelihood that, individually or in the aggregate, they would influence the judgment made by a reasonable user based on the financial statements.

In performing an audit in accordance with generally accepted auditing standards and *Government Auditing Standards*, we:

- Exercise professional judgement and maintain professional skepticism throughout the audit.
- Identify and assess the risks of material misstatement of the financial statements, whether due to fraud or error, and design and perform audit procedures responsive to those risks. Such procedures include examining, on a test basis, evidence regarding the amounts and disclosures in the financial statements.
- Obtain an understanding of internal control relevant to the audit in order to design audit procedures that are appropriate in the circumstances, but not for the purpose of expressing an opinion on the effectiveness of the District's internal control. Accordingly, no such opinion is expressed.
- Evaluate the appropriateness of accounting policies used and the reasonableness of significant accounting estimates made by management, as well as evaluate the overall presentation of the financial statements.
- Conclude whether, in our judgement, there are conditions or events, considered in the aggregate, that raise substantial doubt about the District's ability to continue as a going concern for a reasonable period of time.

We are required to communicate with those charged with governance regarding, among other matters, the planned scope and timing of the audit, significant audit findings, and certain internal control-related matters that we identified during the audit.

***Required Supplementary Information***

Accounting principles generally accepted in the United States of America require that the Management's Discussion and Analysis, Budget and Actual – General Fund, Schedule of the District's Proportionate Share of the Net Pension Liability (TRS), Schedule of District's Contributions (to TRS) for Pensions, Schedule of the District's Proportionate Share of the Net OPEB Liability (TRS), and Schedule of District's Contributions (to TRS) for Other Post-Employment Benefits (OPEB) as listed in the table of contents be presented to supplement the basic financial statements. Such information is the responsibility of management and, although not a part of the basic financial statements, is required by the Governmental Accounting Standards Board, who considers it to be an essential part of financial reporting for placing the basic financial statements in an appropriate operational, economic, or historical context. We have applied certain limited procedures to the required supplementary information in accordance with auditing standards generally accepted in the United States of America, which consisted of inquiries of management about the methods of preparing the information and comparing the information for consistency with management's responses to our inquiries, the basic financial statements, and other knowledge we obtained during our audit of the basic financial statements. We do not express an opinion or provide any assurance on the information because the limited procedures do not provide us with sufficient evidence to express an opinion or provide any assurance.

Board of Trustees  
Bonham Independent School District

***Supplementary Information***

Our audit was conducted for the purpose of forming opinions on the financial statements that collectively comprise Bonham Independent School District's basic financial statements. The accompanying TEA required schedules, as listed in the table of contents, and the schedule of expenditures of federal awards, as required by Title 2 U.S. *Code of Federal Regulations* Part 200, *Uniform Administrative Requirements, Cost Principles, and Audit Requirements for Federal Awards*, are presented for purposes of additional analysis and are not a required part of the basic financial statements. Such information is the responsibility of management and was derived from and relates directly to the underlying accounting and other records used to prepare the basic financial statements. The information has been subjected to the auditing procedures applied in the audit of the basic financial statements and certain additional procedures, including comparing and reconciling such information directly to the underlying accounting and other records used to prepare the basic financial statements or to the basic financial statements themselves, and other additional procedures in accordance with auditing standards generally accepted in the United States of America. In our opinion, the TEA required schedules and the schedule of expenditures of federal awards are fairly stated, in all material respects, in relation to the basic financial statements as a whole.

***Other Reporting Required by Government Auditing Standards***

In accordance with *Government Auditing Standards*, we have also issued our report dated November 18, 2022, on our consideration of the District's internal control over financial reporting and on our tests of its compliance with certain provisions of laws, regulations, contracts, and grant agreements and other matters. The purpose of that report is solely to describe the scope of our testing of internal control over financial reporting and compliance and the results of that testing, and not to provide an opinion on the effectiveness of the District's internal control over financial reporting or on compliance. That report is an integral part of an audit performed in accordance with *Government Auditing Standards* in considering the District's internal control over financial reporting and compliance.

***McClanahan and Holmes, LLP***  
Certified Public Accountants

Bonham, Texas  
November 18, 2022

**BONHAM INDEPENDENT SCHOOL DISTRICT  
MANAGEMENT’S DISCUSSION AND ANALYSIS  
YEAR ENDED JUNE 30, 2022**

This section of Bonham Independent School District’s annual financial report presents our discussion and analysis of the District’s financial performance during the fiscal year ended June 30, 2022. Please read it in conjunction with the District’s financial statements, which follow this section.

**FINANCIAL AND OTHER HIGHLIGHTS**

- The District’s total combined net position was \$14,474,245 as of June 30, 2022. This is an increase in net position of \$7,424,711 from the balance on June 30, 2021.
- During the year, the District’s expenditures were \$7,424,711 less than the \$34,031,094 generated in taxes and other revenues for governmental activities.
- The general fund reported a fund balance this year of \$11,583,949, an increase of \$2,585,985.
- The District received a “B” for Above Standard Achievement from the Financial Integrity Rating System of Texas (FIRST).
- The district had a gain on the sale of assets of \$101,307.

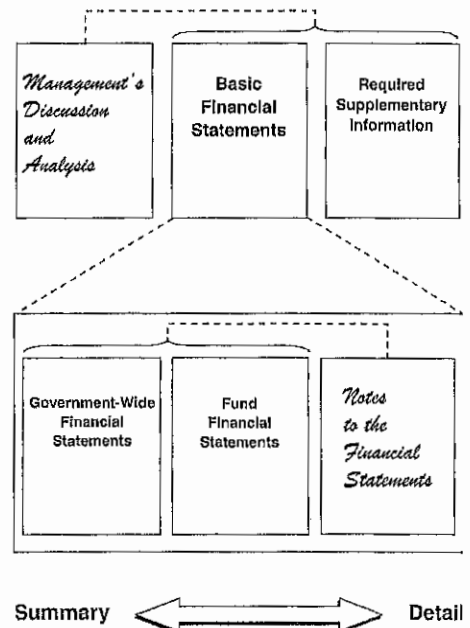
**OVERVIEW OF THE FINANCIAL STATEMENTS**

This annual report consists of three parts—*management’s discussion and analysis* (this section), the *basic financial statements*, and *required supplementary information*. The basic financial statements include two kinds of statements that present different views of the District:

- The first two statements are *government-wide financial statements* that provide both *long-term* and *short-term* information about the District’s overall financial status.
- The remaining statements are *fund financial statements* that focus on *individual parts* of the government, reporting the District’s operations in more detail than the government-wide statements.
- *The governmental funds* statements tell how *general government* services were financed in the *short term* as well as what remains for future spending.
- *Proprietary fund* statements offer *short- and long-term* financial information about the activities the government operates *like businesses*, such as workers comp fund.
- *Fiduciary fund* statements provide information about the financial relationships in which the District acts solely as a *trustee or agent* for the benefit of others, to whom the resources in question belong.

The financial statements also include notes that explain some of the information in the financial statements and provide more detailed data. The statements are followed by a section of *required supplementary information* that further explains and supports the information in the financial statements. Figure A-1 shows how the required parts of this annual report are arranged and related to one another.

**Figure A-1. Required Components of the District’s Annual Financial Report**





**BONHAM INDEPENDENT SCHOOL DISTRICT  
MANAGEMENT'S DISCUSSION AND ANALYSIS (CONTINUED)  
YEAR ENDED JUNE 30, 2022**

Figure A-2. Major Features of the District's Government-Wide and Fund Financial Statements

Figure A-2 summarizes the major features of the District's financial statements, including the portion of the District government they cover and the types of information they contain. The remainder of this overview section of management's discussion and analysis explains the structure and contents of each of the statements.

**Government-Wide Statements**

The government-wide statements report information about the District as a whole using accounting methods similar to those used by private-sector companies. The statement of net position includes all of the government's assets and liabilities. All of the current year's revenues and expenses are accounted for in the statement of activities regardless of when cash is received or paid.

The two government-wide statements report the District's net position and how they have changed. Net position—the difference between the District's assets and liabilities—is one way to measure the District's financial health or *position*.

- Over time, increases or decreases in the District's net assets are an indicator of whether its financial health is improving or deteriorating, respectively.
- To assess the overall health of the District, you need to consider additional nonfinancial factors such as changes in the District's tax base.

The government-wide financial statements of the District include the *Governmental Activities*. Most of the District's basic services are included here, such as instruction, extracurricular activities, curriculum and staff development, health services, and general administration. Property taxes and grants finance most of these activities.

**Fund Financial Statements**

The fund financial statements provide more detailed information about the District's most significant *funds*—not the District as a whole. Funds are accounting devices that the District uses to keep track of specific sources of funding and spending for particular purposes.

- Some funds are required by State law and by bond covenants.
- The Board of Trustees establishes other funds to control and manage money for particular purposes or to show that it is properly using certain taxes and grants.

The District has three kinds of funds:

- *Governmental funds*—Most of the District's basic services are included in governmental funds, which focus on (1) how *cash and other financial assets* that can readily be converted to cash flow in and out and (2) the balances left at year-end that are available for spending. Consequently, the governmental fund statements provide a detailed *short-term* view that helps you determine whether there are more or fewer financial resources that can be spent in the near future to finance the District's programs. Because this information does not encompass the additional long-term focus of the government-wide statements, we provide additional information at the bottom of the governmental funds statement, or on the subsequent page, that explain the relationship (or differences) between them.
- *Proprietary funds*—Services for which the District charges customers a fee are generally reported in proprietary funds. Proprietary funds, like the government-wide statements, provide both long- and short-term financial information.

Type of Statements	Fund Statements			
	Government-wide	Governmental Funds	Proprietary Funds	Fiduciary Funds
Scope	Entire Agency's government (except fiduciary funds) and the Agency's component units	The activities of the district that are not proprietary or fiduciary	Activities the district operates similar to private businesses: self insurance	Instances in which the district is the trustee or agent for someone else's resources
Required financial statements	• Statement of net assets	• Balance sheet	• Statement of net assets	• Statement of fiduciary net assets
	• Statement of activities	• Statement of revenues, expenditures & changes in fund balances	• Statement of revenues, expenses and changes in fund net assets • Statement of cash flows	
Accounting basis and measurement focus	Accrual accounting and economic resources focus	Modified accrual accounting and current financial resources focus	Accrual accounting and economic resources focus	Accrual accounting and economic resources focus
Type of asset/liability information	All assets and liabilities, both financial and capital, short-term and long-term	Only assets expected to be used up and liabilities that come due during the year or soon thereafter; no capital assets included	All assets and liabilities, both financial and capital, and short-term and long-term	All assets and liabilities, both short-term and long-term; the Agency's funds do not currently contain capital assets, although they can
Type of inflow/outflow information	All revenues and expenses during year, regardless of when cash is received or paid	Revenues for which cash is received during or soon after the end of the year; expenditures when goods or services have been received and payment is due during the year or soon thereafter	All revenues and expenses during year, regardless of when cash is received or paid	All revenues and expenses during year, regardless of when cash is received or paid

**BONHAM INDEPENDENT SCHOOL DISTRICT  
MANAGEMENT'S DISCUSSION AND ANALYSIS (CONTINUED)  
YEAR ENDED JUNE 30, 2022**

- *Fiduciary funds*—The District is the trustee, or *fiduciary*, for certain funds. It is also responsible for other assets that—because of a trust arrangement—can be used only for the trust beneficiaries. The District is responsible for ensuring that the assets reported in these funds are used for their intended purposes. All of the District's fiduciary activities are reported in a separate statement of fiduciary net assets and a statement of changes in fiduciary net assets. We exclude these activities from the District's government-wide financial statements because the District cannot use these assets to finance its operations.

**FINANCIAL ANALYSIS OF THE DISTRICT AS A WHOLE**

The District's combined net position was \$14,474,245 at June 30, 2022. (See Table A-1).

	Governmental Activities		Total Percentage Change
	<u>2022</u>	<u>2021</u>	<u>2021-2022</u>
<b>Assets:</b>			
Cash and Cash Equivalents	\$13,751,322	\$12,248,031	12%
Other Current Assets	8,226,661	4,649,808	77%
Capital Assets less Accumulated Depreciation	45,334,559	45,099,506	1%
<b>Total Assets</b>	<b>\$67,312,542</b>	<b>\$61,997,345</b>	<b>9%</b>
Total Deferred Outflows of Resources	\$3,482,709	\$4,053,888	-14%
<b>Liabilities:</b>			
Current Liabilities	\$2,661,130	\$2,633,710	1%
Long-term Liabilities	44,721,165	49,934,663	-10%
<b>Total Liabilities</b>	<b>\$47,382,295</b>	<b>\$52,568,373</b>	<b>-10%</b>
Total Deferred Inflows of Resources	\$8,938,711	\$6,433,326	39%
<b>Net Assets:</b>			
Invested in Capital Assets	\$10,840,938	\$9,158,271	18%
Restricted	7,397,680	4,783,344	55%
Unrestricted	(3,764,373)	(6,892,081)	45%
<b>Total Net Position</b>	<b>\$14,474,245</b>	<b>\$7,049,534</b>	<b>105%</b>

\$5,216,107 of the District's restricted net position represents funds retained for debt retirement. The \$(3,764,373) of unrestricted net assets represents resources available, if any, to fund the programs of the District next year.

**Changes in Net Position.**

The District's total revenues were \$34,031,094. A significant portion, thirty-eight percent (38%) of the District's revenue, came from taxes. (See Figure A-2.) Twenty-three percent (23%) came from State Aid, while thirty-nine percent (39%) came from charges for service and other revenue.

The total cost of all programs and services was \$26,606,383. Forty-six percent (46%) of these costs are for instruction and instructional related student services.

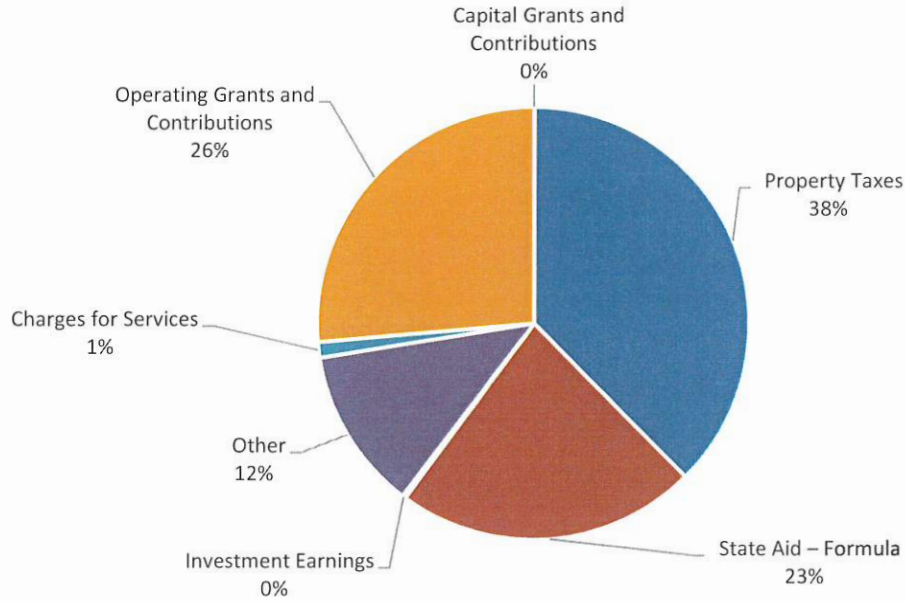
**BONHAM INDEPENDENT SCHOOL DISTRICT  
MANAGEMENT'S DISCUSSION AND ANALYSIS (CONTINUED)  
YEAR ENDED JUNE 30, 2022**

**Governmental Activities**

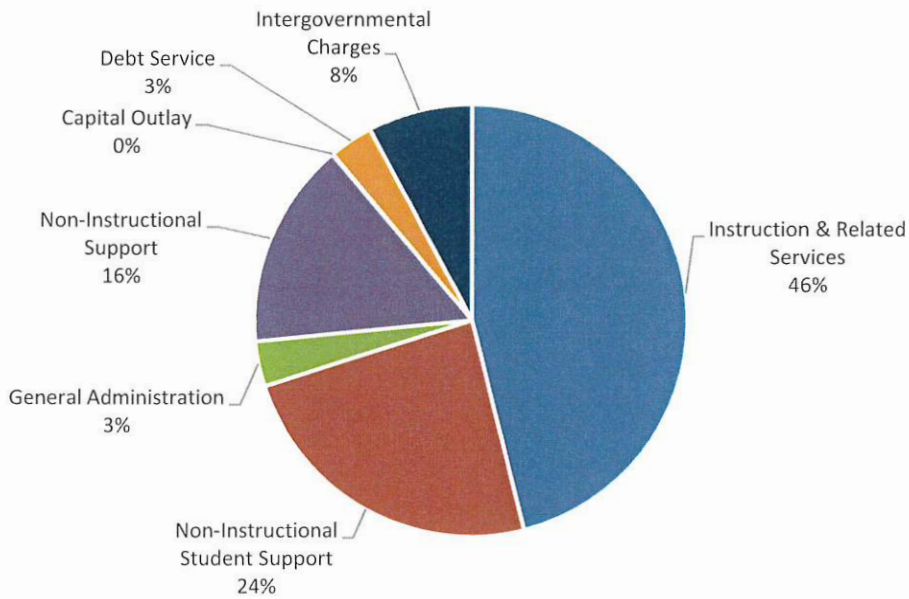
<b>Table A-2</b>			
Changes in Bonham Independent School District's Net Position			
	Governmental Activities		Total Percentage Change
	<u>2022</u>	<u>2021</u>	<u>2021-2022</u>
<b>Program Revenues:</b>			
Charges for Services	\$401,384	\$327,916	22%
Operating Grants and Contributions	8,972,630	7,128,560	26%
Capital Grants and Contributions	-	-	
<b>General Revenues:</b>			
Property Taxes	12,771,884	11,254,158	13%
State Aid - Formula	7,664,529	7,520,477	2%
Investment Earnings	75,759	115,506	-34%
Other	4,144,908	3,667,178	13%
<b>Total Revenues</b>	<b>\$34,031,094</b>	<b>\$30,013,795</b>	<b>13%</b>
<b>Expenses:</b>			
Instruction	\$11,717,823	\$12,818,705	-9%
Instructional Resources and Media Services	190,719	202,522	-6%
Curriculum and Instructional Staff Development	340,880	166,682	105%
Instructional Leadership	368,595	382,459	-4%
School Leadership	1,291,336	1,417,216	-9%
Guidance, Counseling, and Evaluation Services	1,345,253	1,271,287	6%
Social Work Services	1,539	-	100%
Health Services	167,011	208,196	-20%
Student (Pupil) Transportation	796,405	674,496	18%
Food Services	1,316,127	1,261,717	4%
Extracurricular Activities	1,106,595	921,732	20%
General Administration	897,208	951,641	-6%
Facilities Maintenance & Operations	3,582,875	3,601,252	-1%
Security and Monitoring Services	208,422	143,880	45%
Data Processing Services	330,195	366,863	-10%
Community Service	1,165	3,356	-65%
Debt Service	865,820	935,883	-7%
Capital Outlay	10,788	-	100%
Payments Related to Shared Service Arrangements	1,688,482	1,473,025	15%
Other Intergovernmental Charges	379,145	504,696	-25%
<b>Total Expenses</b>	<b>\$26,606,383</b>	<b>\$27,305,608</b>	<b>-3%</b>
<b>Excess (Deficiency) Before Other Resources, Uses, and Transfers</b>			
	\$7,424,711	\$2,708,187	
<b>Increase (Decrease) in Net Position</b>	<b>\$7,424,711</b>	<b>\$2,708,187</b>	<b>174%</b>
Net Position - Beginning (July 1)	7,049,534	4,253,618	66%
Prior Period Adjustment	-	87,729	-100%
<b>Net Position - Ending (June 30)</b>	<b>\$14,474,245</b>	<b>\$7,049,534</b>	<b>105%</b>

**BONHAM INDEPENDENT SCHOOL DISTRICT  
 MANAGEMENT'S DISCUSSION AND ANALYSIS (CONTINUED)  
 YEAR ENDED JUNE 30, 2022**

**Sources of Revenue for Fiscal Year 2022 - See Table A-2**



**Functional Expense For Fiscal Year 2022 - See Table A-2**



**BONHAM INDEPENDENT SCHOOL DISTRICT  
MANAGEMENT'S DISCUSSION AND ANALYSIS (CONTINUED)  
YEAR ENDED JUNE 30, 2022**

Table A-3 presents the cost of each of the District's largest functions as well as each function's net cost (total cost less fees generated by the activities and intergovernmental aid). The net cost reflects what was funded by state revenues as well as local tax dollars.

- The cost of all *governmental* activities this year was \$26,606,383.
- The amount our taxpayers paid for these activities through property taxes was \$12,771,884.
- Some of the costs were paid by those who directly benefited from the programs amounting to \$401,384, or
- By grants and contributions in the amount of \$8,972,630.

<b>Table A-3</b>						
Net Cost of Selected District Functions						
	Total Cost of			Net Cost of		
	Services		Percentage Change	Services		Percentage Change
	<u>2022</u>	<u>2021</u>	<u>2021-2022</u>	<u>2022</u>	<u>2021</u>	<u>2021-2022</u>
Instruction	12,249,422	13,187,909	-7%	7,023,109	8,646,217	-19%
School Leadership	1,291,336	1,417,216	-9%	448,560	1,269,532	-65%
Facilities Maintenance & Operations	3,582,875	3,601,252	-1%	3,482,403	3,435,080	1%
Debt Service	865,820	935,883	-7%	865,820	935,883	-7%

**FINANCIAL ANALYSIS OF THE DISTRICT'S FUNDS**

Revenues from governmental fund types totaled \$35,345,307. This is an increase of twenty-one percent (21%) from the revenue generated in the previous year. This represents an increase of \$6,215,939, over the prior year revenues of \$29,129,368.

Expenditures in the governmental funds totaled \$30,215,154. This is an increase of twelve percent (12%) from the expenses in the previous year. This represents an increase of \$3,247,940, over the prior year expenditures of \$26,967,214.

**General Fund Budgetary Highlights**

Over the course of the year, the District revised its budget several times. With these adjustments, actual expenditures were \$1,668,154 below final budget amounts. The total resources available were \$2,112,027 above the final budgeted amount.

**CAPITAL ASSETS AND DEBT ADMINISTRATION**

**Capital Assets**

At the end of 2022, the District had invested \$61,255,935 in a broad range of capital assets, including land, equipment, buildings, and vehicles. (See Table A-4.)

<b>Table A-4</b>			
District's Capital Assets			
	Governmental Activities		Percentage Change
	<u>2022</u>	<u>2021</u>	<u>2021-2022</u>
	Land	\$178,684	\$178,684
Buildings and Improvements	56,669,990	55,948,472	1%
Vehicles	3,006,183	2,188,030	37%
Furniture and Equipment	1,247,829	1,113,082	12%
Construction in Progress	153,249	-	100%
<b>Totals</b>	<b>\$61,255,935</b>	<b>\$59,428,268</b>	<b>3%</b>
Total Accumulated Depreciation	-15,921,376	-14,328,762	11%
<b>Net Capital Assets</b>	<b>\$45,334,559</b>	<b>\$45,099,506</b>	<b>1%</b>

**BONHAM INDEPENDENT SCHOOL DISTRICT  
MANAGEMENT'S DISCUSSION AND ANALYSIS (CONTINUED)  
YEAR ENDED JUNE 30, 2022**

**Long-Term Debt**

At the end of the year, the District had \$34,493,621 in bonds, warrants, and maintenance tax notes outstanding as shown in Table A-5. More detailed information about the District's debt is presented in the Notes to the Financial Statements.

<b>Table A-5</b>			
Bonham Independent School District's Long-Term Debt			
	Governmental Activities		Percentage Change
	<u>2022</u>	<u>2021</u>	<u>2021-2022</u>
Bonds Payable	\$31,950,000	\$32,955,000	-3%
Loans Payable	1,665,126	1,868,880	-11%
Premium on Bonds	878,495	1,117,355	-21%
Total Bonds & Notes Payable	\$34,493,621	\$35,941,235	-4%

**ECONOMIC FACTORS AND NEXT YEAR'S BUDGETS AND RATES**

- The property tax rate adopted for 2022-2023 is \$1.1965. \$0.8546 of the total rate is specifically levied for current maintenance and operation expenses and \$0.3419 of the total rate is specifically levied for the payment of principal and interest on bond debt.
- The maintenance and operation tax rate decreased this year as a result of House Bill 3 Compression. The debt service tax rate decreased .0001 from the prior year.
- Elementary and Secondary School Emergency Relief (ESSER) III, authorized by the American Rescue Plan, was signed into law in March 2021. The grant funds are available to the district until September 30, 2024. Bonham ISD received a total of \$3,210,048 which will continue to be utilized for 2022-2023 to prevent learning loss and allow the district to continue to employ existing staff.

**CONTACTING THE DISTRICT'S FINANCIAL MANAGEMENT**

This financial report is designed to provide our citizens, taxpayers, customers, investors, and creditors with a general overview of the District's finances and to demonstrate the District's accountability for the money it receives. For questions about this report or additional financial information, contact the District's Administration.



## BASIC FINANCIAL STATEMENTS

BONHAM INDEPENDENT SCHOOL DISTRICT  
STATEMENT OF NET POSITION  
JUNE 30, 2022

EXHIBIT A-1

Data Control Codes	Primary Government Governmental Activities
<b>ASSETS</b>	
1110 Cash and Cash Equivalents	\$ 13,751,322
1120 Current Investments	2,100,282
1220 Property Taxes - Delinquent	645,534
1230 Allowance for Uncollectible Taxes	(79,700)
1240 Due from Other Governments	5,325,534
1290 Other Receivables, Net	200
1300 Inventories	18,910
1410 Prepayments	215,901
Capital Assets:	
1510 Land	178,684
1520 Buildings, Net	43,276,578
1530 Furniture and Equipment, Net	1,726,048
1580 Construction in Progress	153,249
1000 Total Assets	67,312,542
<b>DEFERRED OUTFLOWS OF RESOURCES</b>	
1705 Deferred Outflow Related to TRS Pension	1,736,780
1706 Deferred Outflow Related to TRS OPEB	1,745,929
1700 Total Deferred Outflows of Resources	3,482,709
<b>LIABILITIES</b>	
2110 Accounts Payable	57,368
2150 Payroll Deductions and Withholdings	230,049
2160 Accrued Wages Payable	1,636,773
2180 Due to Other Governments	92
2200 Accrued Expenses	615,011
2300 Unearned Revenue	121,837
Noncurrent Liabilities:	
2501 Due Within One Year: Loans, Note, Leases, etc.	1,261,642
Due in More than One Year:	
2502 Bonds, Notes, Loans, Leases, etc.	33,231,979
2540 Net Pension Liability (District's Share)	3,126,029
2545 Net OPEB Liability (District's Share)	7,101,515
2000 Total Liabilities	47,382,295
<b>DEFERRED INFLOWS OF RESOURCES</b>	
2605 Deferred Inflow Related to TRS Pension	3,712,007
2606 Deferred Inflow Related to TRS OPEB	5,226,704
2600 Total Deferred Inflows of Resources	8,938,711
<b>NET POSITION</b>	
3200 Net Investment in Capital Assets and Right-to-Use Lease Assets	10,840,938
Restricted:	
3820 Restricted for Federal and State Programs	540,978
3850 Restricted for Debt Service	5,216,107
3890 Restricted for Other Purposes	1,640,595
3900 Unrestricted	(3,764,373)
3000 Total Net Position	\$ 14,474,245

The notes to the financial statements are an integral part of this statement.



BONHAM INDEPENDENT SCHOOL DISTRICT  
STATEMENT OF ACTIVITIES  
FOR THE YEAR ENDED JUNE 30, 2022

EXHIBIT B-1

Data	Program Revenues			Net (Expense)
Control	1	3	4	Revenue and
Codes	Expenses	Charges for	Operating	Changes in Net
		Services	Grants and	Position
			Contributions	Primary Gov.
				Governmental
				Activities
<b>Primary Government:</b>				
<b>GOVERNMENTAL ACTIVITIES:</b>				
11	\$ 11,717,823	\$ 107,307	\$ 4,940,338	\$ (6,670,178)
12	190,719	-	(4,357)	(195,076)
13	340,880	-	183,025	(157,855)
21	368,595	-	65,071	(303,524)
23	1,291,336	-	842,776	(448,560)
31	1,345,253	-	1,388,705	43,452
32	1,539	-	1,694	155
33	167,011	-	52,404	(114,607)
34	796,405	-	61,411	(734,994)
35	1,316,127	75,518	1,284,589	43,980
36	1,106,595	218,559	65,366	(822,670)
41	897,208	-	(13,546)	(910,754)
51	3,582,875	-	100,472	(3,482,403)
52	208,422	-	7,043	(201,379)
53	330,195	-	(3,526)	(333,721)
61	1,165	-	1,165	-
72	864,820	-	-	(864,820)
73	1,000	-	-	(1,000)
81	10,788	-	-	(10,788)
93	1,688,482	-	-	(1,688,482)
99	379,145	-	-	(379,145)
[TP] TOTAL PRIMARY GOVERNMENT:	<u>\$ 26,606,383</u>	<u>\$ 401,384</u>	<u>\$ 8,972,630</u>	<u>(17,232,369)</u>

Data			
Control			
Codes			
	General Revenues:		
	Taxes:		
MT	Property Taxes, Levied for General Purposes		9,088,430
DT	Property Taxes, Levied for Debt Service		3,683,454
GC	Grants and Contributions not Restricted		7,664,529
IE	Investment Earnings		75,759
MI	Miscellaneous Local and Intermediate Revenue		4,043,601
FR	Special Item - Gain on Disposal of Capital Assets		101,307
TR	Total General Revenues & Transfers		<u>24,657,080</u>
CN	Change in Net Position		7,424,711
NB	Net Position - Beginning		<u>7,049,534</u>
NE	Net Position - Ending		<u>\$ 14,474,245</u>

The notes to the financial statements are an integral part of this statement.

BONHAM INDEPENDENT SCHOOL DISTRICT  
BALANCE SHEET  
GOVERNMENTAL FUNDS  
JUNE 30, 2022

Data Control Codes	10 General Fund	50 Debt Service Fund	Other Funds	Total Governmental Funds
<b>ASSETS</b>				
1110 Cash and Cash Equivalents	\$ 8,397,317	\$ 5,252,247	\$ 76,822	\$ 13,726,386
1120 Investments - Current	2,100,282	-	-	2,100,282
1220 Property Taxes - Delinquent	487,305	158,229	-	645,534
1230 Allowance for Uncollectible Taxes	(62,859)	(16,841)	-	(79,700)
1240 Due from Other Governments	2,238,618	21,804	3,065,112	5,325,534
1260 Due from Other Funds	-	-	5,788	5,788
1290 Other Receivables	200	-	-	200
1300 Inventories	-	-	18,910	18,910
1410 Prepayments	176,869	-	39,032	215,901
1000 Total Assets	<u>\$ 13,337,732</u>	<u>\$ 5,415,439</u>	<u>\$ 3,205,664</u>	<u>\$ 21,958,835</u>
<b>LIABILITIES</b>				
2110 Accounts Payable	\$ 25,573	\$ -	\$ 20,998	\$ 46,571
2150 Payroll Deductions and Withholdings Payable	230,049	-	-	230,049
2160 Accrued Wages Payable	999,555	-	637,218	1,636,773
2170 Due to Other Funds	5,788	-	-	5,788
2180 Due to Other Governments	-	-	92	92
2200 Accrued Expenditures	68,372	-	67,507	135,879
2300 Unearned Revenue	-	57,944	63,893	121,837
2000 Total Liabilities	<u>1,329,337</u>	<u>57,944</u>	<u>789,708</u>	<u>2,176,989</u>
<b>DEFERRED INFLOWS OF RESOURCES</b>				
2601 Unavailable Revenue - Property Taxes	424,446	141,388	-	565,834
2600 Total Deferred Inflows of Resources	<u>424,446</u>	<u>141,388</u>	<u>-</u>	<u>565,834</u>
<b>FUND BALANCES</b>				
Nonspendable Fund Balance:				
3410 Inventories	-	-	18,910	18,910
Restricted Fund Balance:				
3450 Federal or State Funds Grant Restriction	-	-	540,978	540,978
3480 Retirement of Long-Term Debt	-	5,216,107	-	5,216,107
3490 Other Restricted Fund Balance	-	-	1,640,595	1,640,595
Committed Fund Balance:				
3510 Construction	2,920,576	-	-	2,920,576
Assigned Fund Balance:				
3590 Other Assigned Fund Balance	-	-	215,473	215,473
3600 Unassigned Fund Balance	8,663,373	-	-	8,663,373
3000 Total Fund Balances	<u>11,583,949</u>	<u>5,216,107</u>	<u>2,415,956</u>	<u>19,216,012</u>
4000 Total Liabilities, Deferred Inflows & Fund Balances	<u>\$ 13,337,732</u>	<u>\$ 5,415,439</u>	<u>\$ 3,205,664</u>	<u>\$ 21,958,835</u>

The notes to the financial statements are an integral part of this statement.

BONHAM INDEPENDENT SCHOOL DISTRICT  
RECONCILIATION OF THE GOVERNMENTAL FUNDS BALANCE SHEET TO THE  
STATEMENT OF NET POSITION  
JUNE 30, 2022

EXHIBIT C-2

<b>Total Fund Balances - Governmental Funds</b>	\$	19,216,012
1 Capital assets used in governmental activities are not financial resources and therefore are not reported in governmental funds. The cost of these assets are \$61,255,935, and the accumulated depreciation is \$15,921,376.		45,334,559
2 Property taxes receivable will be collected this year but are not available soon enough to pay for the current period's expenditures, and therefore are deferred in the funds.		565,834
3 Long-term liabilities, including bonds, warrants, and notes payable, premium and discounts, and accrued interest, are not due and payable in the current period and therefore are not reported as liabilities in the funds. The balances at year-end include: bonds, warrants, and notes payable \$33,615,126, premium \$878,495, and accrued interest \$479,132.		(34,972,753)
4 An internal service fund is used by the district's management to charge the cost of workers' compensation claims to the individual funds. The assets and liabilities of the internal service fund are included with governmental activities.		14,139
5 Included in the items related to debt is the recognition of the District's proportionate share of the net pension liability required by GASB 68 in the amount of \$3,126,029, a Deferred Resource Inflow related to TRS pension in the amount of \$3,712,007, and a Deferred Resource Outflow related to TRS pension in the amount of \$1,736,780.		(5,101,256)
6 Included in the items related to debt is the recognition of the District's proportionate share of the net OPEB liability required by GASB 75 in the amount of \$7,101,515, a Deferred Resource Inflow related to TRS OPEB in the amount of \$5,226,704, and a Deferred Resource Outflow related to TRS OPEB in the amount of \$1,745,929.		(10,582,290)
<b>19 Net Position of Governmental Activities</b>	<b>\$</b>	<b>14,474,245</b>

The notes to the financial statements are an integral part of this statement.

BONHAM INDEPENDENT SCHOOL DISTRICT  
STATEMENT OF REVENUES, EXPENDITURES, AND CHANGES IN FUND BALANCES  
GOVERNMENTAL FUNDS  
FOR THE YEAR ENDED JUNE 30, 2022

Data Control Codes	10 General Fund	50 Debt Service Fund	Other Funds	Total Governmental Funds
<b>REVENUES:</b>				
5700 Total Local and Intermediate Sources	\$ 9,837,013	\$ 3,727,102	\$ 3,957,468	\$ 17,521,583
5800 State Program Revenues	9,473,416	9,526	257,653	9,740,595
5900 Federal Program Revenues	222,346	-	7,860,783	8,083,129
5020 Total Revenues	<u>19,532,775</u>	<u>3,736,628</u>	<u>12,075,904</u>	<u>35,345,307</u>
<b>EXPENDITURES:</b>				
Current:				
0011 Instruction	7,622,549	-	5,241,707	12,864,256
0012 Instructional Resources and Media Services	194,106	-	14,017	208,123
0013 Curriculum and Instructional Staff Development	184,512	-	185,300	369,812
0021 Instructional Leadership	4,000	-	403,301	407,301
0023 School Leadership	571,469	-	860,879	1,432,348
0031 Guidance, Counseling, and Evaluation Services	58,009	-	1,411,406	1,469,415
0032 Social Work Services	-	-	1,694	1,694
0033 Health Services	126,410	-	56,528	182,938
0034 Student (Pupil) Transportation	1,385,156	-	90,330	1,475,486
0035 Food Services	-	-	1,373,132	1,373,132
0036 Extracurricular Activities	913,412	-	242,914	1,156,326
0041 General Administration	951,877	-	2,560	954,437
0051 Facilities Maintenance and Operations	2,273,060	-	164,673	2,437,733
0052 Security and Monitoring Services	233,222	-	10,617	243,839
0053 Data Processing Services	350,836	-	-	350,836
0061 Community Services	-	-	1,165	1,165
Debt Service:				
0071 Principal on Long-Term Liabilities	203,752	1,005,001	-	1,208,753
0072 Interest on Long-Term Liabilities	72,363	1,062,512	-	1,134,875
0073 Bond Issuance Cost and Fees	-	1,000	-	1,000
Capital Outlay:				
0081 Facilities Acquisition and Construction	874,058	-	-	874,058
Intergovernmental:				
0093 Payments to Fiscal Agent/Member Districts of SSA	548,854	-	1,139,628	1,688,482
0099 Other Intergovernmental Charges	379,145	-	-	379,145
6030 Total Expenditures	<u>16,946,790</u>	<u>2,068,513</u>	<u>11,199,851</u>	<u>30,215,154</u>
1200 Net Change in Fund Balances	2,585,985	1,668,115	876,053	5,130,153
0100 Fund Balance - July 1 (Beginning)	8,997,964	3,547,992	1,539,903	14,085,859
3000 Fund Balance - June 30 (Ending)	<u>\$ 11,583,949</u>	<u>\$ 5,216,107</u>	<u>\$ 2,415,956</u>	<u>\$ 19,216,012</u>

The notes to the financial statements are an integral part of this statement.

BONHAM INDEPENDENT SCHOOL DISTRICT  
 RECONCILIATION OF THE GOVERNMENTAL FUNDS STATEMENT OF REVENUES, EXPENDITURES,  
 AND CHANGES IN FUND BALANCES TO THE STATEMENT OF ACTIVITIES  
 FOR THE YEAR ENDED JUNE 30, 2022

EXHIBIT C-4

<b>Total Net Change in Fund Balances - Governmental Funds</b>	<b>\$ 5,130,153</b>
Capital outlays are reported in governmental funds as expenditures. However, in the statement of activities, the cost of those assets that meet capitalization thresholds is allocated over their estimated useful lives as depreciation expense. This is the amount by which capital outlays \$1,895,119 exceeded depreciation expense \$1,639,973.	255,146
The net effect of transactions involving capital assets (i.e. sales and disposals) is to decrease net assets.	(20,093)
The issuance of long-term debt and capital leases provides current financial resources to governmental funds, while the repayment of the principal of long-term debt and capital leases consumes the current financial resources of governmental funds. Neither transaction, however, has any effect on net position. Also, governmental funds report the effect of issuance costs, premiums, discounts, and similar items when debt is first issued, whereas these amounts are deferred and amortized in the statement of activities. This amount includes principal payments of \$1,208,754, and amortization of premium of \$238,860.	1,447,614
Because some property taxes will not be collected for several months after the District's fiscal year ends, they are not considered "available" revenues in the governmental funds. Deferred tax revenues increased (decreased) by this amount this year.	(107,567)
Interest on long-term debt in the statement of activities differs from the amount reported in the governmental funds because interest is recognized as an expenditure in the funds when it is due, and thus requires the use of current financial resources. In the statement of activities, however, interest expense is recognized as the interest accrues, regardless of when it is due. This amount represents the (increase) decrease in accrued interest from the beginning of the period to the end of the period.	31,193
An internal service fund is used by the District's management to charge the cost of workers' compensation claims to the individual funds. The net revenue of the internal service fund is reported with the governmental activities.	(1,055)
GASB 68 required that certain plan expenditures be de-expended and recorded as deferred resource outflows. These contributions made after the measurement date of the plan caused the change in ending net position to increase by \$562,583. Contributions made before the measurement date and during the previous fiscal year were also expended and recorded as a reduction in the net pension liability. This caused a decrease in net position totaling \$442,813. Finally, the proportionate share of the TRS pension expense on the plan as a whole had to be recorded. The net pension expense increased the change in net position by \$228,311. The net result is an increase in the change in net position.	348,081
GASB 75 required that certain plan expenditures be de-expended and recorded as deferred resource outflows. These contributions made after the measurement date of the plan caused the change in ending net position to increase by \$135,496. Contributions made before the measurement date and during the previous fiscal year were also expended and recorded as a reduction in net OPEB liability. This caused a decrease in the change in net position totaling \$121,378. Finally, the proportionate share of the TRS OBEB expense on the plan as a whole had to be recorded. The net OPEB expense increased the change in net position by \$327,121. The net result is an increase in the change in net position.	341,239
<b>Change in Net Position of Governmental Activities</b>	<b>\$ 7,424,711</b>

The notes to the financial statements are an integral part of this statement.

BONHAM INDEPENDENT SCHOOL DISTRICT  
STATEMENT OF NET POSITION  
PROPRIETARY FUNDS  
JUNE 30, 2022

EXHIBIT D-1

	Governmental Activities -
	Internal Service Fund
<b>ASSETS</b>	
Current Assets:	
Cash and Cash Equivalents	\$ 24,936
Total Assets	24,936
<b>LIABILITIES</b>	
Current Liabilities:	
Accounts Payable	10,797
Total Liabilities	10,797
<b>NET POSITION</b>	
Unrestricted Net Position	14,139
Total Net Position	\$ 14,139

The notes to the financial statements are an integral part of this statement.

BONHAM INDEPENDENT SCHOOL DISTRICT  
STATEMENT OF REVENUES, EXPENSES, AND CHANGES IN FUND NET POSITION  
PROPRIETARY FUNDS  
FOR THE YEAR ENDED JUNE 30, 2022

	Governmental Activities -
	Internal Service Fund
<b>OPERATING REVENUES:</b>	
Local and Intermediate Sources	\$ 12
Total Operating Revenues	12
<b>OPERATING EXPENSES:</b>	
Other Operating Costs	1,067
Total Operating Expenses	1,067
Operating Income (Loss)	(1,055)
Total Net Position - July 1 (Beginning)	15,194
Total Net Position - June 30 (Ending)	\$ 14,139

The notes to the financial statements are an integral part of this statement.

BONHAM INDEPENDENT SCHOOL DISTRICT  
STATEMENT OF CASH FLOWS  
PROPRIETARY FUNDS  
FOR THE YEAR ENDED JUNE 30, 2022

EXHIBIT D-3

	Governmental Activities -
	Internal Service Fund
<u>Cash Flows from Operating Activities:</u>	
Other Receipts	\$ 12
Cash Payments for Insurance Claims	(1,067)
Net Cash Used for Operating Activities	(1,055)
Net Decrease in Cash and Cash Equivalents	(1,055)
Cash and Cash Equivalents at Beginning of Year	25,991
Cash and Cash Equivalents at End of Year	\$ 24,936
<u>Reconciliation of Operating Income (Loss) to Net Cash</u>	
<u>Provided By (Used For) Operating Activities:</u>	
Operating Income (Loss)	\$ (1,055)

The notes to the financial statements are an integral part of this statement.



BONHAM INDEPENDENT SCHOOL DISTRICT  
STATEMENT OF FIDUCIARY NET POSITION  
FIDUCIARY FUNDS  
JUNE 30, 2022

	Private Purpose Trust Fund	Custodial Fund
<b>ASSETS</b>		
Cash and Cash Equivalents	\$ 33,618	\$ 45,016
Total Assets	<u>33,618</u>	<u>45,016</u>
<b>NET POSITION</b>		
Restricted for Scholarships	33,618	-
Restricted for Other Purposes	<u>-</u>	<u>45,016</u>
Total Net Position	<u>\$ 33,618</u>	<u>\$ 45,016</u>

The notes to the financial statements are an integral part of this statement.

BONHAM INDEPENDENT SCHOOL DISTRICT  
STATEMENT OF CHANGES IN FIDUCIARY NET POSITION  
FIDUCIARY FUNDS  
FOR THE YEAR ENDED JUNE 30, 2022

EXHIBIT E-2

	Private Purpose Trust Fund	Custodial Fund
<b>ADDITIONS:</b>		
Miscellaneous Revenue - Student Activities	\$ -	\$ 43,489
Earnings from Temporary Deposits	51	-
Total Additions	51	43,489
<b>DEDUCTIONS:</b>		
Supplies and Materials	-	37,704
Total Deductions	-	37,704
Change in Fiduciary Net Position	51	5,785
Total Net Position - July 1 (Beginning)	33,567	39,231
Total Net Position - June 30 (Ending)	\$ 33,618	\$ 45,016

The notes to the financial statements are an integral part of this statement.

BONHAM INDEPENDENT SCHOOL DISTRICT  
NOTES TO THE FINANCIAL STATEMENTS  
FOR THE YEAR ENDED JUNE 30, 2022

**I. SUMMARY OF SIGNIFICANT ACCOUNTING POLICIES**

Bonham Independent School District (the "District") is a public educational agency operating under the applicable laws and regulations of the State of Texas. It is governed by a seven member Board of Trustees (the "Board") elected by registered voters of the District. The District prepares its basic financial statements in conformity with generally accepted accounting principles (GAAP) promulgated by the Governmental Accounting Standards Board (GASB) and other authoritative sources identified in **GASB Statement No. 56**, and it complies with the requirements of the appropriate version of Texas Education Agency's *Financial Accountability System Resource Guide* (the "Resource Guide") and the requirements of contracts and grants of agencies from which it receives funds.

*Pensions and Other Post-Employment Benefits (OPEB).* The fiduciary net positions of the Teacher Retirement System of Texas (TRS) and the TRS-Care Plan have been determined using the flow of economic resources measurement focus and full accrual basis of accounting. This includes for purposes of measuring the net pension and net OPEB liabilities, deferred outflows of resources and deferred inflows of resources related to pensions and OPEB, pension and OPEB expense, and information about assets, liabilities, and additions to/deductions from TRS's and TRS-Care's fiduciary net positions. Benefit payments (including refunds of employee contributions) are recognized when due and payable in accordance with the benefit terms. Investments for pensions are reported at fair value. There are no investments for OPEB as this is a pay-as-you-go plan and all cash is held in a cash account.

*Recent Accounting Pronouncements Adopted.* In June 2017, the GASB issued Statement No. 87 Leases. The objective of this statement is to better meet the information needs of financial statement users by improving accounting and financial reporting for leases by governments. This statement increases the usefulness of governments' financial statements by requiring recognition of certain lease assets and liabilities for leases that previously were classified as operating leases and recognized as inflows of resources or outflows of resources based on the payment provisions of the contract. It establishes a single model for lease accounting based on the foundational principle that leases are financings of the right to use an underlying asset. Under this statement, a lessor is required to recognize a lease receivable and a deferred inflow of resources, thereby enhancing the relevance and consistency of information about governments' leasing activities. The requirements of this statement are effective for reporting periods beginning after December 15, 2019. GASB 95 postponed the effective date 18 months. Per review of the agreements identified by the District as potential leases, the leases were determined to either not meet the definition of a lease or were immaterial to the financial statements.

**A. REPORTING ENTITY**

The Board of Trustees (the "Board") is elected by the public and it has the authority to make decisions, appoint administrators and managers, and significantly influence operations. It also has the primary accountability for fiscal matters. Therefore, the District is a financial reporting entity as defined by the Governmental Accounting Standards Board ("GASB") in its Statement No. 14, "The Financial Reporting Entity." There are no component units included within the reporting entity.

**B. GOVERNMENT-WIDE AND FUND FINANCIAL STATEMENTS**

The Statement of Net Position and the Statement of Activities are government-wide financial statements. They report information on all of the Bonham Independent School District nonfiduciary activities with most of the interfund activities removed. *Governmental activities* include programs supported primarily by taxes, State foundation funds, grants, and other intergovernmental revenues.

BONHAM INDEPENDENT SCHOOL DISTRICT  
NOTES TO THE FINANCIAL STATEMENTS (CONTINUED)  
FOR THE YEAR ENDED JUNE 30, 2022

The Statement of Activities demonstrates how other people or entities that participate in programs the District operates have shared in the payment of the direct costs. The "charges for services" column includes payments made by parties that purchase, use, or directly benefit from goods or services provided by a given function or segment of the District. Examples include tuition paid by students not residing in the District, school lunch charges, etc. The "grants and contributions" column includes amounts paid by organizations outside the District to help meet the operational or capital requirements of a given function. Examples include grants under the Elementary and Secondary Education Act. If a revenue is not a program revenue, it is a general revenue used to support all of the District's functions. Taxes are always general revenues.

Interfund activities between governmental funds and proprietary funds appear as due to/due froms on the Governmental Fund Balance Sheet and Proprietary Fund Statement of Net Position and as other resources and other uses on the governmental fund Statement of Revenues, Expenditures, and Changes in Fund Balance and on the Proprietary Fund Statement of Revenues, Expenses, and Changes in Fund Net Position. All interfund transactions between governmental funds and internal service funds are eliminated on the government-wide statements. Interfund activities between governmental funds and enterprise funds remain on the government-wide statements and appear on the government-wide Statement of Net Position as internal balances and on the Statement of Activities as interfund transfers. Interfund activities between governmental funds and fiduciary funds remain as due to/due froms on the government-wide Statement of Activities.

The fund financial statements provide reports on the financial condition and results of operations for three fund categories - governmental, proprietary, and fiduciary. Since the resources in the fiduciary funds cannot be used for District operations, they are not included in the government-wide statements. The District considers some governmental funds major and reports their financial condition and results of operations in a separate column.

Proprietary funds distinguish operating revenues and expenses from non-operating items. Operating revenues result from providing goods and services in connection with a proprietary fund's principal ongoing operations; they usually come from exchange or exchange-like transactions. All other revenues are non-operating. Operating expenses can be tied specifically to the production of the goods and services, such as materials and labor and direct overhead. Other expenses are non-operating.

**C. MEASUREMENT FOCUS, BASIS OF ACCOUNTING, AND FINANCIAL STATEMENT PRESENTATION**

The government-wide financial statements use the economic resources measurement focus and the accrual basis of accounting, as do the proprietary fund and fiduciary fund financial statements. Revenues are recorded when earned and expenses are recorded when a liability is incurred, regardless of the timing of the related cash flows. Property taxes are recognized as revenues in the year for which they are levied. Grants and similar items are recognized as revenue as soon as all eligibility requirements imposed by the provider have been met.

Governmental fund financial statements use the current financial resources measurement focus and the modified accrual basis of accounting. With this measurement focus, only current assets, current liabilities, and fund balances are included on the balance sheet. Operating statements of these funds present net increases and decreases in current assets (i.e., revenues and other financing sources and expenditures and other financing uses).

The modified accrual basis of accounting recognizes revenues in the accounting period in which they become both measurable and available, and it recognizes expenditures in the accounting period in which the fund liability is incurred, if measurable, except for unmatured interest and principal on long-term debt, which is recognized when due. The expenditures related to certain compensated absences and claims and judgments are recognized when the obligations are expected to be liquidated with expendable available financial resources. The District considers all revenues available if they are collectible within 60 days after year end.

BONHAM INDEPENDENT SCHOOL DISTRICT  
NOTES TO THE FINANCIAL STATEMENTS (CONTINUED)  
FOR THE YEAR ENDED JUNE 30, 2022

Revenues from local sources consist primarily of property taxes. Property tax revenues and revenues received from the State are recognized under the "susceptible to accrual" concept, that is, when they are both measurable and available. The District considers them "available" if they will be collected within 60 days of the end of the fiscal year. Miscellaneous revenues are recorded as revenue when received in cash because they are generally not measurable until actually received. Investment earnings are recorded as earned, since they are both measurable and available.

Grant funds are considered to be earned to the extent of expenditures made under the provisions of the grant. Accordingly, when such funds are received, they are recorded as deferred revenues until related and authorized expenditures have been made. If balances have not been expended by the end of the project period, grantors sometimes require the District to refund all or part of the unused amount.

The Proprietary Fund Types and Fiduciary Funds are accounted for on a flow of economic resources measurement focus and utilize the accrual basis of accounting. This basis of accounting recognizes revenues in the accounting period in which they are earned and become measurable and expenses in the accounting period in which they are incurred and become measurable. With this measurement focus, all assets and all liabilities associated with the operation of these funds are included on the fund Statement of Net Position. The fund equity is segregated into net invested in capital assets net of related debt, restricted net position, and unrestricted net position.

#### **D. FUND ACCOUNTING**

The District reports the following major governmental funds:

1. **The General Fund** – The general fund is the District's primary operating fund. It accounts for all financial resources except those required to be accounted for in another fund.
2. **Debt Service Funds** – The District accounts for resources accumulated and payments made for principal and interest on long-term general obligation debt of governmental funds in a debt service fund.

Additionally, the District reports the following fund type(s):

##### Governmental Funds:

1. **Capital Projects Fund** – The capital projects fund accounts for the acquisition and construction of the District's major capital facilities, as applicable.
2. **Special Revenue Funds** – The District accounts for resources restricted to, or designated for, specific purposes by the District or a grantor in a special revenue fund. Most Federal and some State financial assistance is accounted for in a Special Revenue Fund, and sometimes unused balances must be returned to the grantor at the close of specified project periods.

##### Proprietary Funds:

3. **Internal Service Funds** – Revenues and expenses related to services provided to organizations inside the District on a cost reimbursement basis are accounted for in an internal service fund. The District's Internal Service Fund is the Worker's Compensation Fund.

##### Fiduciary Funds:

4. **Custodial Funds** – The District accounts for resources held for others in a custodial capacity in custodial funds. The District's Custodial Fund is the Student Activity Fund.

BONHAM INDEPENDENT SCHOOL DISTRICT  
NOTES TO THE FINANCIAL STATEMENTS (CONTINUED)  
FOR THE YEAR ENDED JUNE 30, 2022

- 5. Private Purpose Trust Funds** -- The District accounts for donations for which the donor has stipulated that both the principal and the income may be used for purposes that benefit parties outside the District. The District's Private Purpose Trust Fund is the William B. Smith Trust.

**E. ENCUMBRANCE ACCOUNTING**

The District employs encumbrance accounting, whereby encumbrances for goods or purchased services are documented by purchase orders and contracts. An encumbrance represents a commitment of Board appropriation related to unperformed contracts for goods and services. The issuance of a purchase order or the signing of a contract creates an encumbrance but does not represent an expenditure for the period, only a commitment to expend resources. Appropriations lapse at June 30 and encumbrances outstanding at that time are either canceled or appropriately provided for in the subsequent year's budget.

There were no outstanding encumbrances at June 30, 2022 that were subsequently provided for in the 2021-2022 budget for the General Fund.

**F. OTHER ACCOUNTING POLICIES**

1. For purposes of the statement of cash flows for proprietary funds, the District considers highly liquid investments to be cash equivalents if they have a maturity of three months or less when purchased.
2. Statutes and District policy authorize the District to invest in (1) obligations of the U.S. Treasury, certain U.S. agencies, and the State of Texas; (2) certificates of deposit, (3) certain municipal securities, (4) money market savings accounts, (5) repurchase agreements, (6) bankers acceptances, (7) mutual funds, (8) investment pools, (9) guaranteed investment contracts, (10) and common trust funds. The Act also requires the District to have independent auditors perform test procedures related to investment practices as provided by the Act. The District is in substantial compliance with the requirements of the Act and with local policies.

The Public Funds Investment Act (Government Code Chapter 2256) contains specific provisions in the areas of investment practices, management reports, and establishment of appropriate policies. Among other things, it requires the District to adopt, implement, and publicize an investment policy. That policy must address the following areas: (1) safety of principal and liquidity, (2) portfolio diversification, (3) allowable investments, (4) acceptable risk levels, (5) expected rates of return, (6) maximum allowable stated maturity of portfolio investments, (7) maximum average dollar-weighted maturity allowed based on the stated maturity date for the portfolio, (8) investment staff quality and capabilities, (9) and bid solicitation preferences for certificates of deposit.

Investments are reported in the accompanying balance sheet at fair value with changes in fair value being reported as part of investment income. The District previously held investments in Texas Local Government Investment Pool (Texpool). At June 30, 2022, the District's Texpool accounts were closed and there was no activity during the year.

In accordance with generally accepted accounting principles, inputs to valuation techniques used to measure fair value are prioritized according to a fair value hierarchy, as follows:

Level I -- Fair values are based on unadjusted quoted prices in active markets for identical assets or liabilities.

Level II -- Fair values are based on generally indirect information such as quoted prices for similar assets or liabilities in active markets, or quoted prices for identical or similar assets or liabilities in markets that are not active.

Level III -- Fair values are based on inputs other than quoted prices included within Level I that are unobservable and include the District's own assumptions about pricing.

BONHAM INDEPENDENT SCHOOL DISTRICT  
 NOTES TO THE FINANCIAL STATEMENTS (CONTINUED)  
 FOR THE YEAR ENDED JUNE 30, 2022

This fair value hierarchy gives the highest priority to Level I inputs and the lowest priority to Level III inputs. The District's certificate of deposit investments are classified in Level II of the hierarchy.

3. The District reports inventories of supplies at weighted average cost including consumable maintenance, instructional, office, athletic, and transportation items. Supplies are recorded as expenditures when they are consumed. Inventories of food commodities are recorded at market values supplied by the Texas Department of Human Services. Although commodities are received at no cost, their fair market value is supplied by the Texas Department of Human Services and recorded as inventory and deferred revenue when received. When requisitioned, inventory and deferred revenue are relieved, expenditures are charged, and revenue is recognized for an equal amount.
4. In the government-wide financial statements, and proprietary fund types in the fund financial statements, long-term debt and other long-term obligations are reported as liabilities in the applicable governmental activities or proprietary fund type statement of net position. Bond premiums and discounts are deferred and amortized over the life of the bonds using the straight line method. Bonds payable are reported net of the applicable bond premium or discount.

In the fund financial statements, governmental fund types recognize bond premiums and discounts, as well as bond issuance costs, during the current period. The face amount of debt issued is reported as other financing sources. Premiums received on debt issuances are reported as other financing sources while discounts on debt issuances are reported as other financing uses. Issuance costs, whether or not withheld from the actual debt proceeds received, are reported as debt service expenditures.

5. It is the District's policy to permit some employees to accumulate earned but unused sick pay benefits. There is no liability for unpaid accumulated sick leave since the District does not have a policy to pay any amounts when employees separate from service with the District. Certain employees earn vacation leave. Vacation leave does not accumulate for these employees and the District does not offer a vacation buyback plan. Vacation must be taken in the year earned or these employees forfeit any right to compensation. If certain employees are terminated involuntarily from employment with the District, these employees shall receive the number of unused, unpaid leave days for the current year at his or her current rate of pay. Any employees who retire from the District are entitled to a maximum payment of \$2,500 for their accumulated local leave in a lump sum payment. No significant liabilities related to unpaid accumulated leave existed at June 30, 2022.
6. Capital assets, which include land, buildings, furniture, and equipment are reported in the applicable governmental activities columns in the government-wide financial statements. Capital assets are defined by the District as assets with an initial, individual cost of more than \$5,000 and an estimated useful life in excess of two years. Such assets are recorded at historical cost or estimated historical cost if purchased or constructed. Donated capital assets are recorded at estimated fair market value at the date of donation.

The costs of normal maintenance and repairs that do not add to the value of the asset or materially extend assets lives are not capitalized. Major outlays for capital assets and improvements are capitalized as projects are constructed.

Buildings, furniture, and equipment of the District are depreciated using the straight-line method over the following estimated useful lives:

<u>Assets</u>	<u>Years</u>
Buildings	50
Building Improvements	50
Infrastructure	30
Vehicles	2-20
Office Equipment	2-15
Computer Equipment	2-15

BONHAM INDEPENDENT SCHOOL DISTRICT  
NOTES TO THE FINANCIAL STATEMENTS (CONTINUED)  
FOR THE YEAR ENDED JUNE 30, 2022

7. Since Internal Service Funds support the operations of governmental funds, they are consolidated with the governmental funds in the government-wide financial statements. The expenditures of governmental funds that create the revenues of internal service funds are eliminated to avoid "grossing up" the revenues and expenses of the District as a whole.
8. The following classifications describe the relative strength of the spending constraints placed on the purposes for which resources can be used. As of June 30, 2022, fund balances of the governmental funds are classified as follows:

Non-spendable – Amounts that cannot be spent either because they are in non-spendable form or because they are legally or contractually required to be maintained intact.

Restricted – Amounts that can be spent only for specific purposes because of constitutional provisions, charter requirements or enabling legislation, or because of constraints that are externally imposed by creditors, grantors, contributors, or the laws or regulations of other governments.

Committed – Amounts that can be used only for specific purposes determined by a formal action of the District Board of Trustees. The District Board of Trustees is the highest level of decision making authority for the District. Commitments may be established, modified, or rescinded only through ordinances or resolutions approved by the District Board of Trustees.

Assigned – Amounts that do not meet the criteria to be classified as restricted or committed but that are intended to be used for specific purposes. Under the District's adopted policy, only the District Board of Trustees may assign amounts for specific purposes.

Unassigned – All other spendable amounts.

When an expenditure is incurred for purposes for which both restricted and unrestricted fund balance is available, the District considers restricted funds to have been spent first. When an expenditure is incurred for which committed, assigned, or unassigned fund balances are available, the District considers amounts to have been spent first out of committed funds, then assigned funds, and finally unassigned funds, as needed, unless the District Board of Trustees has provided otherwise in its commitment or assignment actions.

9. In addition to assets, the statement of financial position will sometimes report a separate section for deferred outflows of resources. This separate financial statement element, *deferred outflows of resources*, represents a consumption of net position that applies to a future period(s) and so will *not* be recognized as an outflow of resources (expense/expenditure) until then. Certain deferred charges related to TRS retirement and OPEB are reported as deferred outflows of resources on the government-wide statement of net position.
10. In addition to liabilities, the statement of financial position will sometimes report a separate section for deferred inflows of resources. This separate financial statement element, *deferred inflows of resources*, represents an acquisition of net position that applies to a future period(s) and so will *not* be recognized as an inflow of resources (revenue) until that time. The District has one type of item which arises only under a modified accrual basis of accounting that qualifies for reporting in this category on the fund financial statements. Uncollected property taxes which are assumed collectible are reported in this category on the balance sheet for governmental funds. They are not reported in this category on the government-wide statement of net position. Certain deferred charges related to TRS retirement and OPEB are reported as deferred inflows on the government-wide statement of net position.
11. The Data Control Codes refer to the account code structure prescribed by TEA in the *Financial Accountability System Resource Guide*. Texas Education Agency requires school districts to display these codes in the financial statements filed with the Agency in order to insure accuracy in building a Statewide data base for policy development and funding plans.



BONHAM INDEPENDENT SCHOOL DISTRICT  
 NOTES TO THE FINANCIAL STATEMENTS (CONTINUED)  
 FOR THE YEAR ENDED JUNE 30, 2022

**II. STEWARDSHIP, COMPLIANCE, AND ACCOUNTABILITY**

**A. BUDGETARY DATA**

The Board of Trustees adopts an "appropriated budget" for the General Fund, Debt Service Fund, and the Food Service Fund (which is included in the Special Revenue Funds). The District is required to present the adopted and final amended budgeted revenues and expenditures for each of these funds. The District compares the final amended budget to actual revenues and expenditures. The General Fund Budget report appears in Exhibit G-1 in RSI and the other two reports are in Exhibit J-2 and J-3.

The following procedures are followed in establishing the budgetary data reflected in the general – purpose financial statements:

1. Prior to June 19, the District prepares a budget for the next succeeding fiscal year beginning July 1. The operating budget includes proposed expenditures and the means of financing them.
2. A meeting of the Board is then called for the purpose of adopting the proposed budget. At least ten days public notice of the meeting must be given.
3. Prior to July 1, the budget is legally enacted through passage of a resolution by the Board. Once a budget is approved, it can only be amended at the function and fund level by approval of a majority of the members of the Board. Amendments are presented to the Board at its regular meetings. Each amendment must have Board approval. As required by law, such amendments are made before the fact, are reflected in the official minutes of the Board, and are not made after fiscal year end. Because the District has a policy of careful budgetary control, several amendments were necessary during the year.
4. Each budget is controlled by the budget coordinator at the revenue and expenditure function/object level. Budgeted amounts are as amended by the Board. All budget appropriations lapse at year end. A reconciliation of fund balances for both appropriated budget and nonappropriated budget special revenue funds is as follows:

	June 30, 2022
	<u>Fund Balance</u>
Appropriated Budget Funds – Food Service Special Revenue Funds	<u>\$559,888</u>

**B. EXCESS OF EXPENDITURES OVER APPROPRIATIONS**

For the year ended June 30, 2022, the District’s expenditures exceeded appropriations at the legal level of control in the General Fund as follows:

<u>Object Category</u>	<u>Expenditures Exceeding Appropriations</u>
Health Services	\$ 2,610
General Administration	1,176

The over-expenditures were funded by available fund balance.

**III. DETAILED NOTES ON ALL FUNDS AND ACCOUNT GROUPS**

**A. DEPOSITS AND INVESTMENTS**

The funds of the District must be deposited and invested under the terms of a contract, contents of which are set out in the **Depository Contract Law**. The depository bank places approved pledged securities for safekeeping and trust with the District's agent bank in an amount sufficient to protect District funds on a day-to-day basis during the period of the contract. The pledge of approved securities is waived only to the extent of the depository bank's dollar amount of Federal Deposit Insurance Corporation ("FDIC") insurance.

BONHAM INDEPENDENT SCHOOL DISTRICT  
NOTES TO THE FINANCIAL STATEMENTS (CONTINUED)  
FOR THE YEAR ENDED JUNE 30, 2022

At June 30, 2022, the carrying amount of the District's deposits (cash, certificates of deposit, and interest-bearing savings accounts included in temporary investments) was \$15,930,238 and the bank balance was \$16,184,137.

In addition, the following is disclosed regarding coverage of combined balances on the date of highest deposit:

1. Depository: CapTex Bank
2. The total market value of securities pledged and FDIC coverage as of the date of the highest combined balance on deposit was \$20,500,000.
3. The highest combined balances of cash, savings, and time deposit accounts amounted to \$18,503,990 and occurred during the month of February 2022.

At June 30, 2022, the District had invested in the following investments:

Investment Type	Fair Value	Weighted Average Maturity (Days)
Certificates of Deposit	\$ 2,100,282	N/A
Total Fair Value	\$ 2,100,282	

Foreign currency risk is the risk that an investment denominated in the currency of a foreign country could reduce in value as a result of changes in currency exchange rates. At June 30, 2022 the District was not exposed to foreign currency risk.

Credit risk is the risk that an issuer or other counterparty to an investment will not fulfill its obligations to the holder of the investment. This type of risk is typically expressed in terms of the credit ratings issued by a nationally recognized statistical rating organization. Certificates of deposit do not receive a credit rating.

Custodial Credit Risk—Deposits: This is the risk that in the event of bank failure, the District's deposits may not be returned to it. During the year ended and as of June 30, 2022, the District was not exposed to custodial credit risk since its deposits were covered by depository insurance or by pledged collateral held by the District's agent bank in the District's bank.

Custodial Credit Risk—Investments: This is the risk that, in the event of the failure of the counterparty to a transaction, the District will not be able to recover the value of its investments or collateral securities that are in the possession of an outside party. Investments in external investment pools are considered unclassified as to credit risk because they are not evidenced by securities that exist in physical or book entry form.

**B. PROPERTY TAXES**

Property taxes are levied by October 1 on the assessed value listed as of the prior January 1 for all real and business personal property located in the District in conformity with Subtitle E, Texas Property Tax Code. Taxes are due on receipt of the tax bill and are delinquent if not paid before February 1 of the year following the year in which imposed. On January 31 of each year, a tax lien attaches to property to secure the payment of all taxes, penalties, and interest ultimately imposed. Property tax revenues are considered available (1) when they become due or past due and receivable within the current period and (2) when they are expected to be collected during a 60-day period after the close of the school fiscal year.

BONHAM INDEPENDENT SCHOOL DISTRICT  
NOTES TO THE FINANCIAL STATEMENTS (CONTINUED)  
FOR THE YEAR ENDED JUNE 30, 2022

**C. DELINQUENT TAXES RECEIVABLE**

Delinquent taxes are prorated between maintenance and debt service based on rates adopted for the year of the levy. Allowances for uncollectible tax receivables within the General and Debt Service Funds are based on historical experience in collecting property taxes. Uncollectible personal property taxes are periodically reviewed and written off, but the District is prohibited from writing off real property taxes without specific statutory authority from the Texas Legislature.

**D. INTERFUND BALANCES AND TRANSFERS**

Interfund balances at June 30, 2022, consisted of the following amounts:

**Due to Special Revenue Fund From:**

General Fund Fund	<u>\$ 5,788</u>
Total Due to Special Revenue Fund	<u>\$ 5,788</u>

The balance due to the Special Revenue Fund represents the coverage of expenditures that will not be reimbursed. The balance is expected to be repaid within one year.

There were no interfund transfers for the year ended June 30, 2022.

**E. DISAGGREGATION OF RECEIVABLES AND PAYABLES**

Receivables at June 30, 2022, were as follows:

	<u>Property Taxes</u>	<u>Other Governments</u>	<u>Other Receivables</u>	<u>Total Receivables</u>
<b>Governmental Activities:</b>				
General Fund	\$424,446	\$2,238,618	\$ 200	\$2,663,264
Debt Service Fund	141,388	21,804	-	163,192
Other Funds	<u>-</u>	<u>3,065,112</u>	<u>-</u>	<u>3,065,112</u>
Total - Governmental Activities	<u>\$565,834</u>	<u>\$5,325,534</u>	<u>\$ 200</u>	<u>\$5,891,568</u>

Amounts not Expected to be  
Collected During the Subsequent  
Year

	<u>\$130,317</u>	<u>\$ -</u>	<u>\$ -</u>	<u>\$ 130,317</u>
--	------------------	-------------	-------------	-------------------

Payables at June 30, 2022, were as follows:

	<u>Accounts</u>	<u>Accrued Wages Payable</u>	<u>Payroll Deductions and Withholdings</u>	<u>Total Payables</u>
<b>Governmental Activities:</b>				
General Fund	\$ 25,573	\$ 999,555	\$ 230,049	\$1,255,177
Other Governmental Funds	20,998	637,218	-	658,216
Internal Service Funds	<u>10,797</u>	<u>-</u>	<u>-</u>	<u>10,797</u>
Total - Governmental Activities	<u>\$ 57,368</u>	<u>\$1,636,773</u>	<u>\$ 230,049</u>	<u>\$1,924,190</u>

BONHAM INDEPENDENT SCHOOL DISTRICT  
NOTES TO THE FINANCIAL STATEMENTS (CONTINUED)  
FOR THE YEAR ENDED JUNE 30, 2022

**F. CAPITAL ASSET ACTIVITY**

Capital asset activity for the District for the year ended June 30, 2022, was as follows:

	<u>Beginning Balance</u>	<u>Additions</u>	<u>Retirements</u>	<u>Ending Balance</u>
<b>Governmental Activities:</b>				
Capital Assets being Depreciated:				
Buildings and Improvements	\$ 55,948,472	\$ 788,970	\$( 67,452)	\$ 56,669,990
Furniture and Equipment	1,113,082	134,747	-	1,247,829
Vehicles	<u>2,188,030</u>	<u>818,153</u>	-	<u>3,006,183</u>
Totals at Historic Cost	<u>59,249,584</u>	<u>1,741,870</u>	<u>( 67,452)</u>	<u>60,924,002</u>
Less Accumulated Depreciation for:				
Buildings and Improvements	( 12,035,998)	( 1,404,773)	47,359	(13,393,412)
Furniture and Equipment	( 840,090)	( 74,636)	-	( 914,726)
Vehicles	<u>( 1,452,674)</u>	<u>( 160,564)</u>	-	<u>( 1,613,238)</u>
Total Accumulated Depreciation	<u>( 14,328,762)</u>	<u>( 1,639,973)</u>	<u>47,359</u>	<u>(15,921,376)</u>
Total Capital Assets being Depreciated, Net	<u>44,920,822</u>	<u>101,897</u>	<u>( 20,093)</u>	<u>45,002,626</u>
Capital Assets not being Depreciated:				
Construction in Progress	-	153,249	-	153,249
Land	<u>178,684</u>	<u>-</u>	<u>-</u>	<u>178,684</u>
Total Capital Assets not being Depreciated, Net	<u>178,684</u>	<u>153,249</u>	<u>-</u>	<u>331,933</u>
Governmental Activities Capital Assets, Net:	<u>\$ 45,099,506</u>	<u>\$ 255,146</u>	<u>\$( 20,093)</u>	<u>\$ 45,334,559</u>

Depreciation expense was charged to governmental function as follows:

Instruction	\$ 21,941
Student (Pupil) Transportation	127,206
Food Services	22,486
Extracurricular Activities	59,016
Facilities Maintenance and Operations	1,372,900
Security and Monitory Services	8,472
Data Processing Services	<u>27,952</u>
Total Depreciation Expense	<u>\$ 1,639,973</u>

BONHAM INDEPENDENT SCHOOL DISTRICT  
NOTES TO THE FINANCIAL STATEMENTS (CONTINUED)  
FOR THE YEAR ENDED JUNE 30, 2022

**G. LONG-TERM OBLIGATIONS**

The District has entered into a continuing disclosure undertaking to provide Annual Reports and Material Event Notices to the State Information Depository of Texas, which is the Municipal Advisory Council. This information is required under SEC Rule 15c2-12 to enable investors to analyze the financial condition and operations of the District. Pension and OPEB related liabilities typically have been liquidated by the general and other governmental funds.

On July 5, 2012, the District issued Bonham Independent School District Unlimited Tax School Building Bonds, Series 2012 in the amount of \$6,955,000. The bonds are due in annual principal installments of \$195,000 to \$340,000 through fiscal year ended 2043, with interest at 2% to 4%.

On October 24, 2013, the District issued Bonham Independent School District Time Warrants, Series 2013 in the amount of \$990,100. The Time Warrants are due in annual installments of \$88,219 through fiscal year ended 2029, and bears interest at 3.872%.

On October 24, 2013, the District issued Bonham Independent School District Maintenance Tax Note, Series 2013 in the amount of \$1,000,000. The notes are due in annual installments of \$89,101 through fiscal year ended 2029, and bears interest at 3.872%.

On October 24, 2013, the District issued Bonham Independent School District Public Property Finance Act Contract No. 6439 in the amount of \$1,108,800. The contract is due in annual installments of \$98,795 through fiscal year ended 2029, and bears interest at 3.872%.

On July 1, 2016, the District issued Bonham Independent School District Unlimited Tax School Building Bonds, Series 2016 in the amount of \$28,270,000. The bonds are due in annual principal installments of \$810,000 to \$1,685,000 through fiscal year ended 2043, with interest at 2% to 5%.

Long-term obligations activity for the year ended June 30, 2022, was as follows:

	Beginning Balance	Additions	Reductions	Ending Balance	Due Within One Year
<b>Governmental Activities:</b>					
Bonds, Warrants, and Notes Payable:					
Unlimited Tax School Building					
Bonds, Series 2012	\$ 5,575,000	\$ -	\$ (195,000)	\$ 5,380,000	\$ 200,000
Time Warrants, Series 2013	597,108	-	( 65,099)	532,009	67,620
Maintenance Tax Notes, Series 2013	603,078	-	( 65,750)	537,328	68,296
Public Property Finance Act					
Contract #6439	668,694	-	( 72,905)	595,789	75,726
Unlimited Tax School Building					
Bonds, Series 2016	27,380,000	-	(810,000)	26,570,000	850,000
Premium on Bonds	1,117,355	-	( 238,860)	878,495	-
Total Bonds, Warrants, and Notes Payable	<u>35,941,235</u>	<u>-</u>	<u>(1,447,614)</u>	<u>34,493,621</u>	<u>1,261,642</u>
Total Governmental Activities Long-Term Liabilities	<u>\$35,941,235</u>	<u>\$ -</u>	<u>\$(1,447,614)</u>	<u>\$34,493,621</u>	<u>\$ 1,261,642</u>

	Beginning Balance	Additions	Reductions	Ending Balance
<b>Governmental Activities:</b>				
Net Pension Liability	\$6,795,741	\$(3,145,876)	\$ 523,836	\$3,126,029
Total Net Pension Liability	<u>\$6,795,741</u>	<u>\$(3,145,876)</u>	<u>\$ 523,836</u>	<u>\$3,126,029</u>

BONHAM INDEPENDENT SCHOOL DISTRICT  
NOTES TO THE FINANCIAL STATEMENTS (CONTINUED)  
FOR THE YEAR ENDED JUNE 30, 2022

	Beginning Balance	Additions	Reductions	Ending Balance
<b>Governmental Activities:</b>				
Net OPEB Liability	\$7,197,687	\$ 47,651	\$ 143,823	\$7,101,515
Total Net OPEB Liability	<u>\$7,197,687</u>	<u>\$ 47,651</u>	<u>\$ 143,823</u>	<u>\$7,101,515</u>

Debt service requirements for bonds are as follows:

Year Ended June 30,	Principal	Interest	Total Requirements
2023	\$ 1,050,000	\$ 1,021,312	\$ 2,071,312
2024	1,090,000	978,138	2,068,138
2025	1,140,000	928,613	2,068,613
2026	1,190,000	876,738	2,066,738
2027	1,240,000	822,513	2,062,513
2028-2032	6,985,000	3,361,881	10,346,881
2033-2037	7,980,000	2,363,338	10,343,338
2038-2042	9,250,000	1,064,800	10,314,800
2043	<u>2,025,000</u>	<u>32,075</u>	<u>2,057,075</u>
Total	<u>\$ 31,950,000</u>	<u>\$ 11,449,408</u>	<u>\$ 43,399,408</u>

Debt service requirements for notes and warrants are as follows:

Year Ended June 30,	Principal	Interest	Total Requirements
2023	\$ 211,642	\$ 64,588	\$ 276,230
2024	219,835	56,395	276,230
2025	228,348	47,882	276,230
2026	237,190	39,040	276,230
2027	246,374	29,856	276,230
2028-2029	<u>521,737</u>	<u>30,723</u>	<u>552,460</u>
Total	<u>\$ 1,665,126</u>	<u>\$ 268,484</u>	<u>\$ 1,933,610</u>

Total debt service requirements are as follows:

Year Ended June 30,	Principal	Interest	Total Requirements
2023	\$ 1,261,642	\$ 1,085,901	\$ 2,347,543
2024	1,309,835	1,034,533	2,344,368
2025	1,368,348	976,495	2,344,843
2026	1,427,190	915,778	2,342,968
2027	1,486,374	852,368	2,338,742
2028-2032	7,506,737	3,392,603	10,899,340
2033-2037	7,980,000	2,363,338	10,343,338
2038-2042	9,250,000	1,064,800	10,314,800
2043	<u>2,025,000</u>	<u>32,075</u>	<u>2,057,075</u>
Total	<u>\$ 33,615,126</u>	<u>\$ 11,717,891</u>	<u>\$ 45,333,017</u>

BONHAM INDEPENDENT SCHOOL DISTRICT  
 NOTES TO THE FINANCIAL STATEMENTS (CONTINUED)  
 FOR THE YEAR ENDED JUNE 30, 2022

**H. DEFINED BENEFIT PENSION PLAN**

**Plan Description.** Bonham Independent School District participates in a cost-sharing multiple employer defined benefit pension that has a special funding situation. The plan is administered by the Teacher Retirement System of Texas (TRS) in accordance with the Texas Constitution, Article XVI, Section 67, and Texas Government Code, Title 8, Subtitle C. The pension trust fund is a qualified pension trust under Section 401(a) of the Internal Revenue Code. The Texas Legislature establishes benefits and contribution rates within the guidelines of the Texas Constitution. The pension’s Board of Trustees does not have the authority to establish or amend benefit terms.

All employees of public, state-supported educational institutions in Texas who are employed for one-half or more of the standard work load and who are not exempted from membership under Texas Government Code, Title 8, Section 822.002 are covered by the system.

**Pension Plan Fiduciary Net Position.** Detailed information about the Teacher Retirement System’s fiduciary net position is available in a separately-issued Annual Comprehensive Financial Report that includes financial statements and required supplementary information. That report may be obtained on the internet or by writing to TRS at 1000 Red River Street, Austin, Texas 78701. The information provided in the Notes to the Financial Statements in the 2021 Annual Comprehensive Financial Report by TRS provides the following information regarding the components of the Net Pension Liability of the pension plan as of August 31, 2021:

<u>Net Pension Liability</u>	<u>Total</u>
Total Pension Liability	\$ 227,273,463,630
Less: Plan Fiduciary Net Position	<u>( 201,807,002,496)</u>
Net Pension Liability	<u>\$ 25,466,461,134</u>
 Net Position as Percentage of Total Pension Liability	 88.79%

**Benefits Provided.** TRS provides service and disability retirement, as well as death and survivor benefits, to eligible employees (and their beneficiaries) of public and higher education in Texas. The benefit formula is calculated using 2.3 percent (multiplier) times the average of the five highest annual creditable salaries times years of credited service to arrive at the annual standard annuity. For members who are grandfathered, the three highest annual salaries are used. The normal service retirement is at age 65 with 5 years of credited service or when the sum of the member’s age and years of credited service equals or exceeds 80 with at least five years credited service. Reduced service retirement is at age 55 with 5 years of service credit, but the sum of the member’s age and years of service credit total less than 80 or 30 or more years of service credit, but the sum of the member’s age and years of service credit total less than 80. There are additional provisions for early retirement if the sum of the member’s age and years of service credit total at least 80, but the member is less than age 62, or if the member was grandfathered in under a previous rule. There are no automatic post-employment benefit changes; including automatic COLAs. Ad hoc post-employment benefit changes, including ad hoc COLAs, can be granted by the Texas Legislature as noted in the Plan description above.

**Contributions.** Contribution requirements are established or amended pursuant to Article 16, Section 67 of the Texas Constitution which requires the Texas legislature to establish a member contribution rate of not less than 6% of the member’s annual compensation and a state contribution rate of not less than 6% and not more than 10% of the aggregate annual compensation paid to members of the system during the fiscal year. Texas Government Code section 821.006 prohibits benefit improvements, if it increases the amortization period of TRS’ unfunded actuarial liabilities to greater than 31 years, or, if the amortization period already exceeds 31 years, the period would be increased by such action. Actuarial implications of the funding provided in this manner are determined by the system’s actuary.

Employee contribution rates are determined and may be amended by the ERS Board of Trustees based upon the total amount appropriated by the Texas Legislature. The 86<sup>th</sup> legislature increased contribution rates for the state, employers and members in a phase-in approach that concludes in fiscal year 2025. Contribution rates for fiscal years 2021 and 2022 were:

BONHAM INDEPENDENT SCHOOL DISTRICT  
NOTES TO THE FINANCIAL STATEMENTS (CONTINUED)  
FOR THE YEAR ENDED JUNE 30, 2022

<u>Contribution Rates</u>	<u>2021</u>	<u>2022</u>
Member	7.70%	8.00%
Non-Employer Contributing Entity (State)	7.50%	7.75%
Employers	7.50%	7.75%

Current Fiscal Year Employer Contributions	\$ 642,377
Current Fiscal Year Member Contributions	\$ 1,174,894
2021 Measurement Year NECE On-Behalf Contributions	\$ 786,957

Contributors to the plan include members, employers, and the State of Texas as the only non-employer contributing entity. The State contributes to the plan in accordance with state statutes and the General Appropriations Act (GAA).

As the non-employer contributing entity, the state of Texas contributes to the retirement system the current employer contribution rate times the aggregate annual compensation of all members of the Plan during that fiscal year, reduced by the employer paid amounts described below. Employers including public schools are required to pay the employer contribution rate in the following instances:

- On the portion of the member's salary that exceeds the statutory minimum for members entitled to the statutory minimum under Section 21.402 of the Texas Education Code.
- During a new member's first 90 days of employment.
- When any part or all of an employee's salary is paid by federal funding sources, a privately sponsored source, non-educational and general funds, or local funds.

In addition to the employer contributions listed above, employers are also required to pay surcharges in the following cases:

- All public schools must contribute 1.6% of the member's salary in fiscal year beginning 2021, gradually increasing to 2% in fiscal year 2025.
- When employing a retiree of the Teacher Retirement System, the employer shall pay an equal amount to the member contribution and the state contribution as an employment after retirement surcharge.

**Actuarial Methods and Assumptions.** The total pension liability in the August 31, 2021 actuarial valuation was determined using the following actuarial assumptions:

Valuation Date	August 31, 2020 rolled forward to August 31, 2021
Actuarial Cost Method	Individual Entry Age Normal
Asset Valuation Method	Fair Value
Single Discount Rate	7.25%
Long-Term Expected Rate	7.25%
Municipal Bond Rate as of August 2020	1.95%
Last Year Ending August 31 in Projection Period	2120
Inflation	2.30%
Salary Increases Including Inflation	3.05% to 9.05% including inflation
Payroll Growth Rate	3.00%
Ad hoc Post-Employment Benefit Changes	None

The actuarial methods and assumptions are primarily based on a study of actual experience for the three year period ending August 31, 2017 and were adopted in July 2018. The post-retirement mortality rates for healthy lives were based on the 2018 TRS Healthy Pensioners Mortality Tables, with full generational projection using the ultimate improvement rates from the most recently published projection scale ("U-MP"). The active mortality rates were based on 90% of the RP 2014 Employee Mortality Tables for males and females, also with full generational mortality.



BONHAM INDEPENDENT SCHOOL DISTRICT  
NOTES TO THE FINANCIAL STATEMENTS (CONTINUED)  
FOR THE YEAR ENDED JUNE 30, 2022

**Discount Rate.** A single discount rate of 7.25% was used to measure the total pension liability. The single discount rate was based on the expected rate of return on pension plan investments of 7.25%. The projection of cash flows used to determine the single discount rate assumed that contributions from active members, employers and non-employer contributing entity will be made at the rates set by the Legislature during the 2019 legislative session. It is assumed that future employer and state contributions will be 8.50% of payroll in fiscal year 2020 gradually increasing to 9.55% of payroll over the next several years. This includes all employer and state contributions for active and rehired retirees. Based on those assumptions, the pension plan's fiduciary net position was projected to be available to make all projected future benefit payments of current plan members. Therefore, the long-term expected rate of return on pension plan investments was applied to all periods of projected benefit payments to determine the total pension liability.

The expected long-term rate of return on pension plan investments is 7.25%. The long-term expected rate of return on Pension Plan investments was determined using a building-block method in which best-estimates ranges of expected future real rates of return (expected returns, net of pension plan investment expense and inflation) are developed for each major asset class. These ranges are combined to produce the long-term expected rate of return by weighting the expected future real rates of return by the target asset allocation percentage and by adding expected inflation. Best estimates of geometric real rates of return for each major asset class included in the Systems target asset allocation as of August 31, 2021 are summarized below:

<u>Asset Class<sup>1</sup></u>	<u>Target Allocation<sup>2</sup></u>	<u>Long-Term Expected Geometric Real Rate of Return<sup>3</sup></u>	<u>Expected Contribution to Long-Term Portfolio Returns</u>
<b>Global Equity</b>			
U.S.	18%	3.6%	0.94%
Non-U.S. Developed	13%	4.4%	0.83%
Emerging Markets	9%	4.6%	0.74%
Private Equity	14%	6.3%	1.36%
<b>Stable Value</b>			
Government Bonds	16%	(0.2)%	0.01%
Absolute Return (Including Credit Sensitive Investments)	0%	1.1%	0.00%
Stable Value Hedge Funds	5%	2.2%	0.12%
<b>Real Return</b>			
Real Estate	15%	4.5%	1.00%
Energy, Natural Resources and Infrastructure	6%	4.7%	0.35%
Commodities	0%	1.7%	0.00%
<b>Risk Parity</b>			
Risk Parity	8%	2.8%	0.28%
<b>Asset Allocation Leverage</b>			
Cash	2%	(0.7)%	(0.01)%
Asset Allocation Leverage	(6)%	(0.5)%	0.03%
Inflation Expectation			2.20%
Volatility Drag <sup>4</sup>			(0.95)%
<b>Expected Return</b>	<b>100%</b>		<b>6.90%</b>

<sup>1</sup> Absolute Return includes Credit Sensitive Investments

<sup>2</sup> Target Allocations are based on the FY2021 policy model.

<sup>3</sup> Capital Market Assumptions come from Aon Hewitt (as of 08/31/2021).

<sup>4</sup> The volatility drag results from the conversion between arithmetic and geometric mean returns.

BONHAM INDEPENDENT SCHOOL DISTRICT  
NOTES TO THE FINANCIAL STATEMENTS (CONTINUED)  
FOR THE YEAR ENDED JUNE 30, 2022

**Discount Rate Sensitivity Analysis.** The following schedule shows the impact of the Net Pension Liability if the discounted rate used was 1% less than and 1% greater than the discount rate that was used (7.25%) in measuring the 2021 Net Pension Liability.

	1% Decrease in Discount Rate (6.25%)	Discount Rate (7.25%)	1% Increase in Discount Rate (8.25%)
BISD's proportionate share of the net pension liability:	\$ 6,830,870	\$ 3,126,029	\$ 120,279

**Pension Liabilities, Pension Expense, and Deferred Outflows of Resources and Deferred Inflows of Resources Related to Pensions.** At June 30, 2022, Bonham Independent School District reported a liability of \$3,126,029 for its proportionate share of the TRS's net pension liability. This liability reflects a reduction for State pension support provided to Bonham Independent School District. The amount recognized by Bonham Independent School District as its proportionate share of the net pension liability, the related State support, and the total portion of the net pension liability that was associated with Bonham Independent School District were as follows:

District's Proportionate Share of the Collective Net Pension Liability	\$ 3,126,029
State's Proportionate Share that is Associated with the District	<u>4,696,220</u>
Total	<u>\$ 7,822,249</u>

The net pension liability was measured as of August 31, 2021 and the total pension liability used to calculate the net pension liability was determined by an actuarial valuation as of that date. The employer's portion of the net pension liability was based on the employer's contributions to the pension plan relative to the contributions of all employers to the plan for the period September 1, 2020 through August 31, 2021.

At August 31, 2021, the employer's proportion of the collective net pension liability was 0.0122750830%, which was a decrease of -0.0004134903% from its proportion measured as of August 31, 2020.

**Changes Since the Prior Actuarial Valuation.** Assumptions were developed and recommended based on an experience study performed in 2018. All of the assumptions are based on a combination of anticipated future experience and market observations.

For the year ended June 30, 2022, Bonham Independent School District recognized pension expense of \$233,277 and revenue of \$18,775 for support provided by the State in the Government-Wide Statement of Activities.

At June 30, 2022, Bonham Independent School District reported its proportionate share of the TRS's deferred outflows of resources and deferred inflows of resources related to pensions from the following sources:

	Deferred Outflows of Resources	Deferred Inflows of Resources
Differences Between Expected and Actual Actuarial Experiences	\$ 5,231	\$ 220,075
Changes in Actuarial Assumptions	1,104,990	481,681
Differences Between Projected and Actual Investment Earnings	-	2,621,135
Changes in Proportion and Differences Between the Employer's Contributions and the Proportionate Share of Contributions	<u>63,976</u>	<u>389,116</u>
Total as of August 31, 2021 Measurement Date	1,174,197	3,712,007
Contributions Paid to TRS Subsequent to the Measurement Date	<u>562,583</u>	<u>-</u>
Total as of Fiscal Year-End	<u>\$1,736,780</u>	<u>\$3,712,007</u>

BONHAM INDEPENDENT SCHOOL DISTRICT  
 NOTES TO THE FINANCIAL STATEMENTS (CONTINUED)  
 FOR THE YEAR ENDED JUNE 30, 2022

The net amounts of the employer's balances of deferred outflows and inflows of resources related to pensions will be recognized in pension expense as follows:

<u>Fiscal year ended June 30:</u>	<u>Pension Expense Amount</u>
2023	\$ (465,649)
2024	(472,432)
2025	(668,822)
2026	(852,838)
2027	(62,619)
Thereafter	(15,450)

**I. RETIREE HEALTH PLAN**

**1. TRS-Care**

**Plan Description** – The Bonham School District contributes to the Texas Public School Retired Employees Group Insurance Program (TRS-Care), a cost-sharing, multiple-employer, defined Other Post-Employment Benefit (OPEB) plan with a special funding situation. The TRS-Care program was established in 1986 by the Texas Legislature. The Board of Trustees of TRS administers the TRS-Care program and the related fund in accordance with the Texas Insurance Code Chapter 1575. The Board of Trustees is granted the authority to establish basic and optional group insurance coverage for participants as well as to amend benefit terms as needed under Chapter 1575.052. TRS-Care provides health insurance coverage for certain persons (and their dependents) who retire under the Teacher Retirement System of Texas. The statutory authority for the program is Texas Insurance Code, Title 8, Subtitle H, Chapter 1575 and Texas Administrative Code, Title 34, Part 3, Chapter 41.

The Teacher Retirement System of Texas issues a publicly available financial report that includes financial statements and required supplementary information for TRS-Care. That report may be obtained by visiting the [TRS Web Site](#) under the TRS Publications heading, by calling the TRS Communications Department at 1-800-223-8778, or by writing to the Communications Department of the Teacher Retirement System of Texas at 1000 Red River Street, Austin, Texas 78701-2698.

**OPEB Plan Fiduciary Net Position.** The information provided in the Notes to the Financial Statements in the 2021 Annual Comprehensive Financial Report by TRS provides the following information regarding the components of the Net OPEB Liability of the TRS-Care plan as of August 31, 2021:

<u>Net OPEB Liability</u>	<u>Total</u>
Total OPEB Liability	\$ 41,113,711,083
Less: Plan Fiduciary Net Position	( 2,539,242,470)
Net OPEB Liability	<u>\$ 38,574,468,613</u>
Net Position as Percentage of Total OPEB Liability	6.18%

**Benefits Provided.** TRS-Care provides health insurance coverage to retirees from public schools, charter schools, regional education service centers and other educational districts who are members of the TRS pension system.

**Discount Rate.** A single discount rate of 1.95% was used to measure the total OPEB liability. There was a decrease of 0.38% in the discount rate since the previous year. Because the plan is a “pay-as-you-go” plan, the single discount rate is equal to the prevailing municipal bond rate.

**Contributions.** Contribution rates for the TRS-Care plan are established in State Statute by the Texas Legislature, and there is no continuing obligation to provide benefits beyond each fiscal year. The TRS-Care plan is currently funded on a pay-as-you-go basis and is subject to change based on available funding. Funding for TRS-Care is provided by retiree premium contributions; and contributions from the state, active employees, and participating employers are based on active employee compensation. The TRS Board does not have the authority to set or amend contribution rates.

BONHAM INDEPENDENT SCHOOL DISTRICT  
 NOTES TO THE FINANCIAL STATEMENTS (CONTINUED)  
 FOR THE YEAR ENDED JUNE 30, 2022

At the inception of the plan, funding was projected to last 10 years through fiscal year 1995. The original funding was sufficient to maintain the solvency of the fund through fiscal year 2000. Since that time, appropriations and contributions have been established to be sufficient to provide benefits for each successive biennium.

Section 1575.202 of the Texas Insurance Code establishes the State's contribution rate which is 1.25% of the employee's salary. Section 1575.203 establishes the active employee rate which is 0.65% of salary. Section 1575.204 establishes a public school contribution rate of not less than 0.25% or not more than 0.75% of the salary of each active employee of the employer. The actual public school contribution rate is prescribed by the Legislature in the General Appropriations Act, which is 0.75% of each active employee's pay for fiscal year 2021. All employers whose employees are covered by the TRS pension plan are also required to pay a surcharge of \$535 per month when employing a retiree of the TRS.

Contribution rates for 2022 and 2021 are as follows:

<u>Contribution Rates</u>	<u>2021</u>	<u>2022</u>
Member	0.65%	0.65%
Non-Employer Contributing Entity (State)	1.25%	1.25%
Employers	0.75%	0.75%
Federal/Private Funding Remitted by Employers	1.25%	1.25%

Current Fiscal Year Employer Contributions	\$ 157,946
Current Fiscal Year Member Contributions	\$ 96,052
2021 Measurement Year NECE On-Behalf Contributions	\$ 192,691

**Discount Rate Sensitivity Analysis.** The following schedule shows the impact of the net OPEB liability if the discounted rate used was 1% less than and 1% greater than the discount rate that was used (1.95%) in measuring the 2021 net OPEB liability.

	<u>1% Decrease in Discount Rate (0.95%)</u>	<u>Discount Rate (1.95%)</u>	<u>1% Increase in Discount Rate (2.95%)</u>
BISD's Proportionate Share of the Net OPEB Liability:	\$ 8,566,063	\$ 7,101,515	\$ 5,948,867

**Healthcare Cost Trend Rates Sensitivity Analysis.** The following schedule presents the net OPEB liability of the plan using the assumed healthcare cost trend rate, as well as what the net OPEB liability would be if it were calculated using a trend rate that is one-percentage point lower or one-percentage point higher than the assumed healthcare cost trend rate.

	<u>1% Decrease</u>	<u>Current Healthcare Cost Trend Rate</u>	<u>1% Increase</u>
BISD's Proportionate Share of the Net OPEB Liability:	\$ 5,751,992	\$ 7,101,515	\$ 8,912,239

**OPEB Liabilities, OPEB Expense, and Deferred Outflows of Resources and Deferred Inflows of Resources Related to OPEB.** At June 30, 2022, Bonham Independent School District reported a liability of \$7,101,515 for its proportionate share of the TRS's net OPEB liability. This liability reflects a reduction for State OPEB support provided to Bonham Independent School District. The amount recognized by Bonham Independent School District as its proportionate share of the net OPEB liability, the related State support, and the total portion of the net OPEB liability that was associated with Bonham Independent School District were as follows:

District's Proportionate Share of the Collective Net OPEB Liability	\$ 7,101,515
State's Proportionate Share that is Associated with the District	9,514,447
Total	<u>\$ 16,615,962</u>

BONHAM INDEPENDENT SCHOOL DISTRICT  
 NOTES TO THE FINANCIAL STATEMENTS (CONTINUED)  
 FOR THE YEAR ENDED JUNE 30, 2022

The net OPEB liability was measured as of August 31, 2021 and the total OPEB liability used to calculate the net OPEB liability was determined by an actuarial valuation as of that date. The employer's portion of the net OPEB liability was based on the employer's contributions to the OPEB plan relative to the contributions of all employers to the plan for the period September 1, 2020 through August 31, 2021.

At August 31, 2021, the employer's proportion of the collective net pension liability was 0.0184098833% which was a decrease of 0.0005241655% from its proportion measured as of August 31, 2020.

For the year ended June 30, 2022, Bonham Independent School District recognized OPEB expense of \$(556,899) and revenue of \$(351,156) for support provided by the State in the Government-Wide Statement of Activities.

At June 30, 2022, Bonham Independent School District reported its proportionate share of the TRS's deferred outflows of resources and deferred inflows of resources related to OPEB from the following sources:

	<u>Deferred Outflows of Resources</u>	<u>Deferred Inflows of Resources</u>
Differences Between Expected and Actual Actuarial Experiences	\$ 305,754	\$3,437,630
Changes in Actuarial Assumptions	786,576	1,501,839
Differences Between Projected and Actual Investment Earnings	7,710	-
Changes in Proportion and Differences Between the Employer's Contributions and the Proportionate Share of Contributions	<u>510,393</u>	<u>287,235</u>
Total as of August 31, 2021 Measurement Date	1,610,433	5,226,704
Contributions Paid to TRS Subsequent to the Measurement Date		
Calculated by Employer	<u>135,496</u>	<u>-</u>
Total as of Fiscal Year-End	<u>\$1,745,929</u>	<u>\$5,226,704</u>

The net amounts of the employer's balances of deferred outflows and inflows of resources related to OPEB will be recognized in OPEB expense as follows:

<u>Fiscal year ended June 30:</u>	<u>OPEB Expense Amount</u>
2023	\$ (694,411)
2024	(694,585)
2025	(694,538)
2026	(507,609)
2027	(254,535)
Thereafter	(770,593)

**2. Medicare Part D Subsidies**

The Medicare Prescription Drug, Improvement, and Modernization Act of 2003, which was effective January 1, 2006, established prescription drug coverage for Medicare beneficiaries known as Medicare Part D. One of the provisions of Medicare Part D allows for the Texas Public School Retired Employee Group Insurance Program (TRS-Care) to receive retiree drug subsidy payments from the federal government to offset certain prescription drug expenditures for eligible TRS-Care participants. For the fiscal years ended June 30, 2022, 2021, and 2020, the subsidy payments received by TRS-Care on behalf of the District were \$60,948, \$64,186, and \$69,565.

**J. HEALTH CARE COVERAGE**

During the year ended June 30, 2022, employees of the District were covered by a health insurance plan (the plan). The District paid premiums of \$250 per month per employee to the Plan. Employees, at their option, authorized payroll withholdings to pay premiums for dependents. All premiums were paid to a licensed insurer. The Plan was authorized by Article 3.51-2, Texas Insurance Code and was documented by contractual agreement.

BONHAM INDEPENDENT SCHOOL DISTRICT  
NOTES TO THE FINANCIAL STATEMENTS (CONTINUED)  
FOR THE YEAR ENDED JUNE 30, 2022

**K. UNEARNED REVENUES**

Unearned revenues at year end represents revenues received by the District but not yet earned and are not available for use by the District to liquidate current year liabilities. A summary of unearned revenues by fund follows:

	Debt Service Fund	Other Funds	Total
State Revenue	\$ 57,944	\$ 59,892	\$ 117,836
Local Revenue	-	4,001	4,001
Total Deferred Revenue	\$ 57,944	\$ 63,893	\$ 121,837

**L. DEFERRED INFLOWS OF RESOURCES**

Deferred inflows of resources at year end represents assets that are not available for use by the District to liquidate current year liabilities. A summary of deferred inflows of resources by fund follows:

	General Fund	Debt Service Fund	Total
Net Tax Revenue	\$ 424,446	\$ 141,388	\$ 565,834

Property tax revenues are earned but are not available as of year-end; therefore, they are recognized as revenues in the government-wide financial statements and as unavailable in the fund level financial statements.

**M. DUE FROM STATE AGENCIES**

The District participates in a variety of federal and state programs from which it receives grants to partially or fully finance certain activities. In addition, the District receives entitlements from the State through the School Foundation and Per Capita Programs. Amounts due from federal and state governments as of June 30, 2022 are summarized below. All federal grants shown below are passed through the TEA and are reported on the combined financial statements as Due from Other Governments.

Fund	State Entitlements	Property Taxes	Federal Grants	Shared Service Arrangement	Total
General	\$ 2,180,112	\$ 58,506	\$ -	\$ -	\$ 2,238,618
Debt Service	-	21,804	-	-	21,804
Other Funds	-	-	3,014,624	50,488	3,065,112
Total	\$ 2,180,112	\$ 80,310	\$ 3,014,624	\$ 50,488	\$ 5,325,534

**N. REVENUE FROM LOCAL AND INTERMEDIATE SOURCES**

During the current year, revenues from local and intermediate sources consisted of the following:

	General Fund	Debt Service Fund	Other Funds	Total
Property Taxes	\$9,006,706	\$3,651,201	\$ -	\$12,657,907
Penalties, Interest, and Other				
Tax- Related Income	170,816	50,727	-	221,543
Investment Income	43,127	25,174	7,458	75,759
Food Sales	-	-	75,822	75,822
Campus Activity	-	-	302,559	302,559
Indirect Cost	-	-	273,552	273,552
Rent	4,651	-	-	4,651
Shared Service Arrangement	52,000	-	3,274,341	3,326,341
Insurance Recoveries	224,486	-	14,671	239,157
Other	335,227	-	9,065	344,292
Total	\$9,837,013	\$3,727,102	\$3,957,468	\$17,521,583

BONHAM INDEPENDENT SCHOOL DISTRICT  
NOTES TO THE FINANCIAL STATEMENTS (CONTINUED)  
FOR THE YEAR ENDED JUNE 30, 2022

**O. NEGATIVE OPERATING GRANTS AND CONTRIBUTIONS – STATEMENT OF ACTIVITIES**

Expense activity is required to be recorded by districts who are participants in cost-sharing pension and OPEB benefit plans with a special funding situation where non-employer contributing entities (NECE) also participate in contributions to the plans. TRS-retirement and TRS-CARE benefits plans are both cost-sharing plans with special funding situations. Therefore, on-behalf activity of the NECE must be recorded at the government-wide level of reporting on the Statement of Activities in accordance with GASB 68 and 75.

During the year under audit, the NECE expense was negative due to changes in benefits with the TRS-CARE plan. The accrual for the proportionate share of that expense was a negative on-behalf revenue and negative on-behalf expense. This resulted in negative revenue for operating grants and contributions to the Statement of Activities. According to guidance provided directly from GASB, this is the correct reporting.

Following are the effects on the Statement of Activities as a result of the negative on-behalf accruals posted.

	<u>Operating Grants and Contributions</u>	<u>Negative On- Behalf Accruals</u>	<u>Operating Grants and Contributions (Excluding On- Behalf Accruals)</u>
11 Instruction	\$ 4,940,338	\$ (224,051)	\$ 5,164,389
12 Instructional Resources and Media Services	(4,357)	(4,676)	319
13 Curriculum and Staff Development	183,025	(2,403)	185,428
21 Instructional Leadership	65,071	(7,267)	72,338
23 School Leadership	842,776	(19,126)	861,902
31 Guidance, Counseling, and Evaluation Services	1,388,705	(3,073)	1,391,778
32 Social Work Services	1,694	-	1,694
33 Health Services	52,404	(2,937)	55,341
34 Student (Pupil) Transportation	61,411	(13,996)	75,407
35 Food Services	1,284,589	(13,438)	1,298,027
36 Extracurricular Activities	65,366	(12,067)	77,433
41 General Administration	(13,546)	(14,311)	765
51 Facilities Maintenance and Operations	100,472	(26,310)	126,782
52 Security and Monitoring Services	7,043	(3,776)	10,819
53 Data Processing Services	(3,526)	(3,725)	199
61 Community Services	1,165	-	1,165
	<u>\$ 8,972,630</u>	<u>\$ (351,156)</u>	<u>\$ 9,323,786</u>

**P. LITIGATION**

The District is involved in various legal proceedings arising from its operations. The District believes that the outcome of these proceedings, individually and in the aggregate, will have no material effect on the District's financial position.

BONHAM INDEPENDENT SCHOOL DISTRICT  
 NOTES TO THE FINANCIAL STATEMENTS (CONTINUED)  
 FOR THE YEAR ENDED JUNE 30, 2022

**Q. COMMITMENTS AND CONTINGENCIES**

The District participates in numerous state and federal grant programs, which are governed by various rules and regulations of the grantor agencies. Costs charged to the respective grant programs are subject to audit and adjustment by the grantor agencies; therefore, to the extent that the District has not complied with the rules and regulations governing the grants, refunds of any money received may be required and the amount collectable of any related receivable at June 30, 2022 may be impaired. In the opinion of the District, there are no significant contingent liabilities relating to compliance with the rules and regulations governing the respective grants; therefore, no provision has been recorded in the accompanying financial statements for such contingencies. At June 30, 2022, the District had outstanding contract commitments totaling approximately \$1,116,576 related to parking lots and football turf.

**R. CHAPTER 313 AGREEMENTS**

In September 2019, the Texas Comptroller Office certified the limitation on appraised value of property for M&O taxes between the District and B. T. Coniglio Solar, LLC. The agreement is for B. T. Coniglio Solar, LLC to invest capital of \$103,950,000 million on a long-term basis for a valuation limitation of \$20,000,000. There is no limitation for I&S taxes. The M&O limitation began in tax year 2021.

(A) Project Value 2021	(B) Project's Value Limitation Amount 2021	(C) Amount of Applicant's M&O Taxes Paid 2021	(D) Amount of Applicant's M&O Taxes Reduced 2021	(E) Company Revenue Loss Payment to School District 2021	(F) Company Supplemental Payment to School District 2021	(G) Net Benefit (Loss) to the School District (C+E+F) 2021
\$ 60,290,730	\$ 20,000,000	\$ 174,400	\$ 351,335.17	\$ 175,667.58	\$ 0	\$ 0

**S. JOINT VENTURE – SHARED SERVICE ARRANGEMENTS**

The District is the fiscal agent for a Shared Services Arrangement (“SSA”) which provides services to the member districts listed below. All services are provided by the fiscal agent. The member districts provide the funds to the fiscal agent. According to guidance provided in TEA’s Resource Guide, the District has accounted for the fiscal agent’s activities of the SSA in a special revenue fund and will be accounted for using Model 3 in the SSA section of the Resource Guide. Expenditures of the SSA are summarized below:

Fannin County SSA – (Special Education Program)

Member Districts	County District Number	Fund 313 IDEA-B Formula	Fund 314 IDEA-B Preschool	Fund 437 SSA-Special Education
Blue Ridge ISD	043-917	\$ 202,550	\$ 7,616	\$ 228,899
Bonham ISD	074-903	486,118	18,279	549,354
Dodd City ISD	074-904	59,209	2,226	66,911
Ector ISD	074-905	84,132	3,163	95,077
Fannindel ISD	060-914	49,243	1,852	55,648
Honey Grove ISD	074-907	178,867	6,726	202,135
Leonard ISD	074-909	173,256	6,515	195,794
Sam Rayburn ISD	074-917	112,187	4,218	126,781
Savoy ISD	074-911	71,663	2,695	80,985
Trenton ISD	074-912	132,747	4,991	150,016
Totals		<u>\$1,549,972</u>	<u>\$58,281</u>	<u>\$1,751,600</u>



BONHAM INDEPENDENT SCHOOL DISTRICT  
NOTES TO THE FINANCIAL STATEMENTS (CONTINUED)  
FOR THE YEAR ENDED JUNE 30, 2022

**T. RISK MANAGEMENT**

The District is exposed to various risks of loss related to limited torts; theft of, damage to and destruction of assets; errors and omissions and natural disasters for which the District carries commercial insurance. There have been no significant reductions in coverage from the prior year and settlements have not exceeded coverage in the past three years.

**U. WORKERS' COMPENSATION, PROPERTY, LIABILITY, AUTO, AND UNEMPLOYMENT PROGRAMS**

**Workers' Compensation Pool**

During the year ended June 30, 2022, Bonham ISD met its statutory workers' compensation obligations through participation in the TASB Risk Management Fund (the Fund). The Fund was created and is operated under the provisions of the Interlocal Cooperation Act, Chapter 791 of the Texas Government Code. The Fund's Workers' Compensation Program is authorized by Chapter 504, Texas Labor Code. All members participating in the Fund execute Interlocal Agreements that define the responsibilities of the parties. The Fund provides statutory workers' compensation benefits to its members' injured employees.

The Fund and its members are protected against higher than expected claims costs through the purchase of stop loss coverage for any claim in excess of the Fund's self-insured retention of \$2 million. The Fund uses the services of an independent actuary to determine reserve adequacy and fully funds those reserves. As of August 31, 2021, the Fund carries a discounted reserve of \$44,985,187 for future development on reported claims and claims that have been incurred but not yet reported. For the year-ended June 30, 2022, the Fund anticipates no additional liability to members beyond their contractual obligations for payment of contributions.

The Fund engages the services of an independent auditor to conduct a financial audit after the close of each year on August 31. The audit is accepted by the Fund's Board of Trustees in February of the following year. The Fund's audited financial statements as of August 31, 2021 are available on the TASB Risk Management Fund website and have been filed with the Texas Department of Insurance in Austin.

**Auto, Liability, and/or Property Programs**

During the year ended June 30, 2022, Bonham ISD participated in the following TASB Risk Management Fund (the Fund) programs:

- Auto Liability
- Auto Physical Damage
- Privacy and Information Security
- Property
- School Liability

The Fund was created and is operated under the provision of the Interlocal Cooperation Act, Chapter 791 of the Texas Government Code. All members participating in the Fund execute Interlocal Agreements that define the responsibilities of the parties.

The Fund purchases stop-loss coverage for protection against catastrophic and larger than anticipated claims for its Auto, Liability, and Property programs. The terms and limits of the stop-loss program vary by line of coverage. The Fund uses the services of an independent actuary to determine the adequacy of reserves and fully funds those reserves. For the year ended June 30, 2022, the Fund anticipates that Bonham ISD has no additional liability beyond the contractual obligations for payment of contributions.

The Fund engages the services of an independent auditor to conduct a financial audit after the close of each year on August 31. The audit is accepted by the Fund's Board of Trustees in February of the following year. The Fund's audited financial statements as of August 31, 2021, are available on the TASB Risk Management Fund website and have been filed with the Texas Department of Insurance in Austin.

BONHAM INDEPENDENT SCHOOL DISTRICT  
NOTES TO THE FINANCIAL STATEMENTS (CONTINUED)  
FOR THE YEAR ENDED JUNE 30, 2022

**Unemployment Compensation Pool**

During the year ended June 30, 2022, Bonham ISD provided unemployment compensation coverage to its employees through participation in the TASB Risk Management Fund (the Fund). The Fund was created and is operated under the provisions of the Interlocal Cooperation Act, Chapter 791 of the Texas Government Code. The Fund's Unemployment Compensation Program is authorized by Section 22.005 of the Texas Education Code and Chapter 172 of the Texas Local Government Code. All members participating in the Fund execute Interlocal Agreements that define the responsibilities of the parties.

The Fund meets its quarterly obligation to the Texas Workforce Commission. Expenses are accrued monthly until the quarterly payment has been made. Expenses can be reasonably estimated; therefore there is no need for specific or aggregate stop loss coverage for the Unemployment Compensation pool. For the year ended June 30, 2022, the Fund anticipates that Bonham ISD has no additional liability beyond the contractual obligation for payment of contribution.

The Fund engages the services of an independent auditor to conduct a financial audit after the close of each year on August 31. The audit is accepted by the Fund's Board of Trustees in February of the following year. The Fund's audited financial statements as of August 31, 2021, are available on the TASB Risk Management Fund website and have been filed with the Texas Department of Insurance of Austin.

**V. Subsequent Events**

In July 2022, the District made an additional callable bond principal payment of \$2,930,000 towards the Unlimited Tax School Building Bonds, Series 2012.



REQUIRED SUPPLEMENTARY INFORMATION



(this page intentionally left blank)

BONHAM INDEPENDENT SCHOOL DISTRICT  
SCHEDULE OF REVENUES, EXPENDITURES, AND CHANGES IN FUND BALANCE  
BUDGET AND ACTUAL - GENERAL FUND  
FOR THE YEAR ENDED JUNE 30, 2022

Data Control Codes	Budgeted Amounts		Actual Amounts (GAAP BASIS)	Variance With Final Budget Positive or (Negative)
	Original	Final		
<b>REVENUES:</b>				
5700 Total Local and Intermediate Sources	\$ 9,048,307	\$ 9,089,142	\$ 9,837,013	\$ 747,871
5800 State Program Revenues	8,111,760	8,131,606	9,473,416	1,341,810
5900 Federal Program Revenues	200,000	200,000	222,346	22,346
5020 Total Revenues	17,360,067	17,420,748	19,532,775	2,112,027
<b>EXPENDITURES:</b>				
<b>Current:</b>				
0011 Instruction	7,929,383	8,046,188	7,622,549	423,639
0012 Instructional Resources and Media Services	187,615	208,370	194,106	14,264
0013 Curriculum and Instructional Staff Development	191,548	187,376	184,512	2,864
0021 Instructional Leadership	27,662	23,662	4,000	19,662
0023 School Leadership	1,317,980	616,203	571,469	44,734
0031 Guidance, Counseling, and Evaluation Services	385,285	65,145	58,009	7,136
0033 Health Services	120,800	123,800	126,410	(2,610)
0034 Student (Pupil) Transportation	822,511	1,567,025	1,385,156	181,869
0035 Food Services	35,376	79,376	-	79,376
0036 Extracurricular Activities	850,835	963,127	913,412	49,715
0041 General Administration	932,524	950,701	951,877	(1,176)
0051 Facilities Maintenance and Operations	2,387,453	2,403,993	2,273,060	130,933
0052 Security and Monitoring Services	258,275	258,275	233,222	25,053
0053 Data Processing Services	299,414	570,008	350,836	219,172
<b>Debt Service:</b>				
0071 Principal on Long-Term Liabilities	276,115	203,752	203,752	-
0072 Interest on Long-Term Liabilities	-	72,363	72,363	-
<b>Capital Outlay:</b>				
0081 Facilities Acquisition and Construction	1,043,010	1,172,644	874,058	298,586
<b>Intergovernmental:</b>				
0093 Payments to Fiscal Agent/Member Districts of SSA	548,854	548,854	548,854	-
0099 Other Intergovernmental Charges	554,082	554,082	379,145	174,937
6030 Total Expenditures	18,168,722	18,614,944	16,946,790	1,668,154
1200 Net Change in Fund Balances	(808,655)	(1,194,196)	2,585,985	3,780,181
0100 Fund Balance - July 1 (Beginning)	8,997,964	8,997,964	8,997,964	-
3000 Fund Balance - June 30 (Ending)	\$ 8,189,309	\$ 7,803,768	\$ 11,583,949	\$ 3,780,181

BONHAM INDEPENDENT SCHOOL DISTRICT  
SCHEDULE OF THE DISTRICT'S PROPORTIONATE SHARE OF THE NET PENSION LIABILITY  
TEACHER RETIREMENT SYSTEM OF TEXAS  
FOR THE YEAR ENDED JUNE 30, 2022

	FY 2022 <u>Plan Year 2021</u>	FY 2021 <u>Plan Year 2020</u>	FY 2020 <u>Plan Year 2019</u>
District's Proportion of the Net Pension Liability (Asset)	0.012275083%	0.012688573%	0.013223059%
District's Proportionate Share of Net Pension Liability (Asset)	\$ 3,126,029	\$ 6,795,741	\$ 6,873,759
State's Proportionate Share of the Net Pension Liability (Asset) Associated with the District	4,696,220	10,092,138	9,372,087
Total	<u>\$ 7,822,249</u>	<u>\$ 16,887,879</u>	<u>\$ 16,245,846</u>
District's Covered Payroll	\$ 14,634,653	\$ 14,754,725	\$ 13,717,864
District's Proportionate Share of the Net Pension Liability (Asset) as a Percentage of its Covered Payroll	21.36%	46.06%	50.11%
Plan Fiduciary Net Position as a Percentage of the Total Pension Liability	88.79%	75.54%	75.24%

Note: GASB Codification, Vol. 2, P20.183 requires that the information on this schedule be data from the period corresponding with the periods covered as of the measurement dates of August 31, 2021 for year 2022, August 31, 2020 for year 2021, August 31, 2019 for year 2020, August 31, 2018 for year 2019, August 31, 2017 for year 2018, August 31, 2016 for year 2017, August 31, 2015 for year 2016 and August 31, 2014 for year 2015.

This schedule shows only the years for which this information is available. Additional information will be added until 10 years of data are available and reported.

<u>FY 2019</u> <u>Plan Year 2018</u>	<u>FY 2018</u> <u>Plan Year 2017</u>	<u>FY 2017</u> <u>Plan Year 2016</u>	<u>FY 2016</u> <u>Plan Year 2015</u>	<u>FY 2015</u> <u>Plan Year 2014</u>
0.013135655%	0.012817535%	0.013561022%	0.0144145%	0.0072567%
\$ 7,230,184	\$ 4,098,357	\$ 5,124,509	\$ 5,095,334	1,938,365
10,050,377	6,108,617	7,255,392	7,108,470	6,299,082
<u>\$ 17,280,561</u>	<u>\$ 10,206,974</u>	<u>\$ 12,379,901</u>	<u>\$ 12,203,804</u>	<u>\$ 8,237,447</u>
\$ 13,132,407	\$ 12,762,525	\$ 12,513,678	\$ 12,203,131	11,276,135
55.06%	32.11%	40.95%	41.75%	17.19%
73.74%	82.17%	78.00%	78.43%	83.25%

BONHAM INDEPENDENT SCHOOL DISTRICT  
SCHEDULE OF DISTRICT'S CONTRIBUTIONS FOR PENSIONS  
TEACHER RETIREMENT SYSTEM OF TEXAS  
FOR FISCAL YEAR 2022

	2022	2021	2020
Contractually Required Contribution	\$ 642,377	\$ 523,447	\$ 510,716
Contribution in Relation to the Contractually Required Contribution	(642,377)	(523,447)	(510,716)
Contribution Deficiency (Excess)	\$ -	\$ -	\$ -
District's Covered Payroll	\$ 14,772,658	\$ 14,678,753	\$ 14,495,488
Contributions as a Percentage of Covered Payroll	4.35%	3.57%	3.52%

Note: GASB Codification, Vol. 2, P20.183 requires that the data in this schedule be presented as of the District's respective fiscal years as opposed to the time periods covered by the measurement dates ending August 31 of the preceding year.

This schedule shows only the years for which this information is available. Additional information will be added until 10 years of data are available and reported.



	2019	2018	2017	2016	2015
\$	462,649	\$ 437,311	\$ 420,243	\$ 426,818	\$ 183,978
	(462,649)	(437,311)	(420,243)	(426,818)	(183,978)
\$	-	\$ -	\$ -	\$ -	\$ -
\$	13,716,490	\$ 13,032,200	\$ 12,708,723	\$ 12,474,154	\$ 12,203,131
	3.37%	3.36%	3.31%	3.42%	1.51%

BONHAM INDEPENDENT SCHOOL DISTRICT  
SCHEDULE OF THE DISTRICT'S PROPORTIONATE SHARE OF THE NET OPEB LIABILITY  
TEACHER RETIREMENT SYSTEM OF TEXAS  
FOR THE YEAR ENDED JUNE 30, 2022

	FY 2022 Plan Year 2021	FY 2021 Plan Year 2020	FY 2020 Plan Year 2019
District's Proportion of the Net Liability (Asset) for Other Postemployment Benefits	0.018409883%	0.018934049%	0.018799583%
District's Proportionate Share of Net OPEB Liability (Asset)	\$ 7,101,515	\$ 7,197,687	\$ 8,890,553
State's Proportionate Share of the Net OPEB Liability (Asset) Associated with the District	9,514,447	9,671,966	11,813,556
Total	<u>\$ 16,615,962</u>	<u>\$ 16,869,653</u>	<u>\$ 20,704,109</u>
District's Covered Payroll	\$ 14,634,653	\$ 14,754,725	\$ 13,717,864
District's Proportionate Share of the Net OPEB Liability (Asset) as a Percentage of its Covered Payroll	48.53%	48.78%	64.81%
Plan Fiduciary Net Position as a Percentage of the Total OPEB Liability	6.18%	4.99%	2.66%

Note: GASB Codification, Vol. 2, P50.238 states that the information on this schedule should be determined as of the measurement date. The amounts reported for FY 2022 are for measurement date August 31, 2021. The amounts reported for FY 2021 are for the measurement date of August 31, 2020. The amounts for FY 2020 are for the measurement date August 31, 2019. The amounts for FY 2019 are for the measurement date August 31, 2018. The amounts for FY 2018 are based on the August 31, 2017 measurement date.

This schedule shows only the years for which this information is available. Additional information will be added until 10 years of data are available and reported.

<u>FY 2019</u> <u>Plan Year 2018</u>	<u>FY 2018</u> <u>Plan Year 2017</u>
0.018232762%	0.017624121%
\$ 9,103,785	\$ 7,664,069
9,913,345	8,833,771
<u>\$ 19,017,130</u>	<u>\$ 16,497,840</u>
\$ 13,132,407	\$ 12,762,525
69.32%	60.05%
1.57%	0.91%

BONHAM INDEPENDENT SCHOOL DISTRICT  
 SCHEDULE OF DISTRICT'S CONTRIBUTIONS FOR OTHER POSTEMPLOYMENT BENEFITS (OPEB)  
 TEACHER RETIREMENT SYSTEM OF TEXAS  
 FOR FISCAL YEAR 2022

	2022	2021	2020
Contractually Required Contribution	\$ 157,946	\$ 144,736	\$ 140,956
Contribution in Relation to the Contractually Required Contribution	(157,946)	(144,736)	(140,956)
Contribution Deficiency (Excess)	\$ -	\$ -	\$ -
District's Covered Payroll	\$ 14,772,658	\$ 14,678,753	\$ 14,495,488
Contributions as a Percentage of Covered Payroll	1.07%	0.99%	0.97%

Note: GASB Codification, Vol. 2, P50.238 requires that the data in this schedule be presented as of the District's respective fiscal years as opposed to the time periods covered by the measurement dates ending August 31 of the preceding year.

Information in this schedule should be provided only for the years where data is available. Eventually 10 years of data should be presented.

2019		2018	
\$	133,723	\$	119,367
	(133,723)		(119,367)
\$	-	\$	-
<hr/>		<hr/>	
\$	13,716,490	\$	13,031,698
	0.97%		0.92%

BONHAM INDEPENDENT SCHOOL DISTRICT  
 NOTES TO REQUIRED SUPPLEMENTARY INFORMATION  
 FOR THE YEAR ENDED JUNE 30, 2022

**A. Defined Benefit Pension Plan**

**Changes of Benefit Terms.** There were no changes to benefit terms that affected measurement of the total pension liability during the measurement period.

**Changes of Assumptions.** There were no changes in assumptions since the prior measurement date.

**Actuarial Methods and Assumptions.** The total pension liability in the August 31, 2021 actuarial valuation was determined using the following actuarial assumptions:

Valuation Date	August 31, 2020, rolled forward to August 31, 2021
Actuarial Cost Method	Individual Entry Age Normal
Asset Valuation Method	Fair Value
Single Discount Rate	7.25%
Long-Term Expected Investment Rate of Return	7.25%
Municipal Bond Rate as of August 2020	1.95%
Last Year Ending August 31 in Projection Period	2120
Inflation	2.30%
Salary Increases Including Inflation	3.05% to 9.05%, including inflation
Ad hoc Post-Employment Benefit Changes	None

The actuarial methods and assumptions are primarily based on a study of actual experience for the three year period ending August 31, 2017 and adopted in July 2018. The post-retirement mortality rates for healthy lives were based on the 2018 TRS Healthy Pensioners Mortality Tables, with full generational projection using the ultimate improvement rates from the most recently published projection scale ("U-MP"). The active mortality rates were based on 90% of the RP 2014 Employee Mortality Tables for males and females, also with full generational mortality.

**B. Other Post-Employment Benefit Plan**

**Changes of Benefit Terms.** Minor benefit revisions have been adopted since the prior valuation. These changes, which are not expected to have a significant impact on plan costs for FY2021, are provided for in the FY2021 Assumed Per Capita Health Benefit Costs. There were no benefit changes for HealthSelect retirees and the dependents for whom Medicare is primary.

**Changes of Assumptions.** The following assumptions and methods were changes to the actuarial assumptions or other inputs that affected measurement of the total OPEB liability since the prior measurement period:

1. The single discount rate changed from 2.33% as of August 31, 2020 to 1.95%, as of August 31, 2021. This change increased the total OPEB liability.

**Actuarial Methods and Assumptions.** The total OPEB liability in the August 31, 2021 actuarial valuation was determined using the following actuarial assumptions:

Valuation Date	August 31, 2020 rolled forward to August 31, 2021
Actuarial Cost Method	Individual Entry Age Normal
Inflation	2.30%
Single Discount Rate	1.95% as of August 31, 2021
Aging Factors	Based on plan specific experience
Projected Salary Increases	3.05% to 9.05%, including inflation
Ad hoc Post-Employment Benefit Changes	None

BONHAM INDEPENDENT SCHOOL DISTRICT  
 NOTES TO REQUIRED SUPPLEMENTARY INFORMATION (CONTINUED)  
 FOR THE YEAR ENDED JUNE 30, 2022

The initial medical trend rates were 8.50% for Medicare retirees and 7.10% for non-Medicare retirees. There was an initial prescription drug trend rate of 8.50% for all retirees. The initial trend rates decrease to an ultimate trend rate of 4.25% over a period of 12 years.

Third-party administrative expenses related to the delivery of health care benefits are included in the age-adjusted claims costs.

The following assumptions have been updated since the previous valuation to reflect recent plan experience and expected trends.

1. Assumed rates of pre-retirement and post-disability mortality for all State Agency members, assumed rates of termination and retirement for certain CPO/CO members and assumed salary and aggregate payroll increases have been updated to reflect assumptions adopted by the ERS Trustees since the last valuation date. These new assumptions were adopted to reflect an experience study on the ERS retirement plan performed by the ERS retirement plan actuary.
2. Percentage of current retirees and retiree spouses not yet eligible to participate in the HealthSelect Medicare Advantage Plan and future retirees and retiree spouses who will elect to participate in the plan at the earliest date at which coverage can commence.
3. Proportion of future female retirees assumed to be married and electing coverage for their spouse.
4. Proportion of future retirees assumed to cover dependent children.

Future actuarial measurements may differ significantly from the current measurements due to such factors as the following: plan experience differing from that anticipated by the economic or demographic assumptions; changes in economic or demographic assumptions; increases or decreases expected as part of the natural operation of the methodology used for these measurements; and changes in plan provision or applicable law.

**C. Excess of Expenditures Over Appropriations**

For the year ended June 30, 2022, the District's expenditures exceeded appropriations at the legal level of control in the General Fund as follows:

<u>Object Category</u>	<u>Expenditures Exceeding</u> <u>Appropriations</u>
Health Services	\$ 2,610
General Administration	1,176

The over-expenditures were funded by available fund balance.

(this page intentionally left blank)



## REQUIRED TEA SCHEDULES

BONHAM INDEPENDENT SCHOOL DISTRICT  
SCHEDULE OF DELINQUENT TAXES RECEIVABLE  
FISCAL YEAR ENDED JUNE 30, 2022

Last 10 Years	(1)	(2)	(3)
	Tax Rates		Assessed/Appraised Value for School Tax Purposes
	Maintenance	Debt Service	
2013 and prior years	Various	Various	\$ Various
2014	1.040000	0.145770	562,077,300
2015	1.040100	0.156000	570,663,155
2016	1.040100	0.164300	569,698,439
2017	1.040100	0.255740	618,679,312
2018	1.040100	0.338400	644,630,333
2019	1.040100	0.342000	690,847,696
2020	0.970100	0.342000	795,673,545
2021	0.941400	0.342000	848,994,255
2022 (School year under audit)	0.872000	0.342000	1,040,975,783
1000 TOTALS			

## EXHIBIT J-1

(10) Beginning Balance 7/1/2021	(20) Current Year's Total Levy	(31) Maintenance Collections	(32) Debt Service Collections	(40) Entire Year's Adjustments	(50) Ending Balance 6/30/2022
\$ 55,768	\$ -	\$ 4,477	\$ 392	\$ (2,215)	\$ 48,684
14,503	-	2,120	297	(197)	11,889
19,655	-	4,125	619	(161)	14,750
23,259	-	5,126	810	(4,459)	12,864
37,583	-	10,781	2,651	(5,646)	18,505
74,078	-	34,349	11,380	(291)	28,058
98,166	-	70,145	23,065	34,911	39,867
153,236	-	87,168	30,668	25,215	60,615
287,632	-	153,617	55,659	7,254	85,610
-	12,637,446	8,634,137	3,525,660	(152,957)	324,692
<u>\$ 763,880</u>	<u>\$ 12,637,446</u>	<u>\$ 9,006,045</u>	<u>\$ 3,651,201</u>	<u>\$ (98,546)</u>	<u>\$ 645,534</u>

BONHAM INDEPENDENT SCHOOL DISTRICT  
SCHEDULE OF REVENUES, EXPENDITURES, AND CHANGES IN FUND BALANCE  
BUDGET AND ACTUAL - CHILD NUTRITION PROGRAM  
FOR THE YEAR ENDED JUNE 30, 2022

Data Control Codes	Budgeted Amounts		Actual Amounts (GAAP BASIS)	Variance With Final Budget Positive or (Negative)
	Original	Final		
REVENUES:				
5700 Total Local and Intermediate Sources	\$ 43,000	\$ 43,000	\$ 75,822	\$ 32,822
5800 State Program Revenues	6,000	6,000	61,819	55,819
5900 Federal Program Revenues	1,261,011	1,261,011	1,664,723	403,712
5020 Total Revenues	1,310,011	1,310,011	1,802,364	492,353
EXPENDITURES:				
Current:				
0035 Food Services	1,304,011	1,304,011	1,373,132	(69,121)
6030 Total Expenditures	1,304,011	1,304,011	1,373,132	(69,121)
1200 Net Change in Fund Balances	6,000	6,000	429,232	423,232
0100 Fund Balance - July 1 (Beginning)	130,656	130,656	130,656	-
3000 Fund Balance - June 30 (Ending)	\$ 136,656	\$ 136,656	\$ 559,888	\$ 423,232

BONHAM INDEPENDENT SCHOOL DISTRICT  
 SCHEDULE OF REVENUES, EXPENDITURES, AND CHANGES IN FUND BALANCE  
 BUDGET AND ACTUAL - DEBT SERVICE FUND  
 FOR THE YEAR ENDED JUNE 30, 2022

Data Control Codes	Budgeted Amounts		Actual Amounts (GAAP BASIS)	Variance With Final Budget Positive or (Negative)
	Original	Final		
<b>REVENUES:</b>				
5700 Total Local and Intermediate Sources	\$ 2,077,513	\$ 2,077,513	\$ 3,727,102	\$ 1,649,589
5800 State Program Revenues	-	-	9,526	9,526
5020 Total Revenues	2,077,513	2,077,513	3,736,628	1,659,115
<b>EXPENDITURES:</b>				
Debt Service:				
0071 Principal on Long-Term Liabilities	1,005,000	1,005,000	1,005,001	(1)
0072 Interest on Long-Term Liabilities	1,062,513	1,062,513	1,062,512	1
0073 Bond Issuance Cost and Fees	10,000	10,000	1,000	9,000
6030 Total Expenditures	2,077,513	2,077,513	2,068,513	9,000
1200 Net Change in Fund Balances	-	-	1,668,115	1,668,115
0100 Fund Balance - July 1 (Beginning)	3,547,992	3,547,992	3,547,992	-
3000 Fund Balance - June 30 (Ending)	\$ 3,547,992	\$ 3,547,992	\$ 5,216,107	\$ 1,668,115

BONHAM INDEPENDENT SCHOOL DISTRICT  
 USE OF FUNDS REPORT - SELECT STATE ALLOTMENT PROGRAMS  
 FOR THE YEAR ENDED JUNE 30, 2022

---

**Section A: Compensatory Education Programs**

AP1	Did your LEA expend any state compensatory education program state allotment funds during the district's fiscal year?	Yes
AP2	Does the LEA have written policies and procedures for its state compensatory education program?	Yes
AP3	List the total state allotment funds received for state compensatory education programs during the district's fiscal year.	2014477
AP4	List the actual direct program expenditures for state compensatory education programs during the LEA's fiscal year.	462009

**Section B: Bilingual Education Programs**

AP5	Did your LEA expend any bilingual education program state allotment funds during the LEA's fiscal year?	Yes
AP6	Does the LEA have written policies and procedures for its bilingual education program?	Yes
AP7	List the total state allotment funds received for bilingual education programs during the LEA's fiscal year.	175482
AP8	List the actual direct program expenditures for bilingual education programs during the LEA's fiscal year. (PICs 25,35)	1240

OVERALL COMPLIANCE, INTERNAL CONTROLS,  
AND FEDERAL AWARDS SECTION

# McClanahan and Holmes, LLP

CERTIFIED PUBLIC ACCOUNTANTS

STEVEN W. MOHUNDRO, CPA  
GEORGE H. STRUVE, CPA  
DEBRA J. WILDER, CPA  
TEFFANY A. KAVANAUGH, CPA  
APRIL J. HATFIELD, CPA  
BRITTANY L. MARTIN, CPA

228 SIXTH STREET S.E.  
PARIS, TEXAS 75460  
903-784-4316  
FAX 903-784-4310

-----  
304 WEST CHESTNUT  
DENISON, TEXAS 75020  
903-465-6070  
FAX 903-465-6093

-----  
1400 WEST RUSSELL  
BONHAM, TEXAS 75418  
903-583-6574  
FAX 903-583-9453

## Independent Auditors' Report on Internal Control Over Financial Reporting and on Compliance and Other Matters Based on an Audit of Financial Statements Performed in Accordance with *Government Auditing Standards*

Board of Trustees  
Bonham Independent School District  
1005 Chestnut Street  
Bonham, Texas

We have audited, in accordance with the auditing standards generally accepted in the United States of America and the standards applicable to financial audits contained in *Government Auditing Standards* issued by the Comptroller General of the United States, the financial statements of the governmental activities, each major fund, and the aggregate remaining fund information of Bonham Independent School District (the District) as of and for the year ended June 30, 2022, and the related notes to the financial statements, which collectively comprise the District's basic financial statements, and have issued our report thereon dated November 18, 2022.

### Report on Internal Control Over Financial Reporting

In planning and performing our audit of the financial statements, we considered the District's internal control over financial reporting (internal control) as a basis for designing audit procedures that are appropriate in the circumstances for the purpose of expressing our opinions on the financial statements, but not for the purpose of expressing an opinion on the effectiveness of the District's internal control. Accordingly, we do not express an opinion on the effectiveness of the District's internal control.

*A deficiency in internal control* exists when the design or operation of a control does not allow management or employees, in the normal course of performing their assigned functions, to prevent, or detect and correct, misstatements on a timely basis. A *material weakness* is a deficiency, or a combination of deficiencies, in internal control, such that there is a reasonable possibility that a material misstatement of the entity's financial statements will not be prevented, or detected and corrected, on a timely basis. A *significant deficiency* is a deficiency, or a combination of deficiencies, in internal control that is less severe than a material weakness, yet important enough to merit attention by those charged with governance.

Our consideration of internal control was for the limited purpose described in the first paragraph of this section and was not designed to identify all deficiencies in internal control that might be material weaknesses or significant deficiencies and therefore, material weaknesses or significant deficiencies may exist that were not identified. Given these limitations, during our audit we did not identify any deficiencies in internal control that we consider to be material weaknesses. We identified certain deficiencies in internal control, described in the accompanying schedule of findings and questioned costs as item 2022-001 that we consider to be a significant deficiency.



Board of Trustees  
Bonham Independent School District

### **Report on Compliance and Other Matters**

As part of obtaining reasonable assurance about whether the District's financial statements are free from material misstatement, we performed tests of its compliance with certain provisions of laws, regulations, contracts, and grant agreements, noncompliance with which could have a direct and material effect on the financial statements. However, providing an opinion on compliance with those provisions was not an objective of our audit, and accordingly, we do not express such an opinion. The results of our tests disclosed instances of noncompliance or other matters that are required to be reported under *Government Auditing Standards* and which are described in the accompanying schedule of findings and questioned costs as item 2022-002.

### **Bonham Independent School District's Response to Findings**

*Government Auditing Standards* requires the auditor to perform limited procedures on the District's response to the findings identified in our audit and described in the accompanying schedule of findings and questioned costs. The District's response was not subjected to the other auditing procedures applied in the audit of the financial statements and, accordingly, we express no opinion on the response.

### **Purpose of this Report**

The purpose of this report is solely to describe the scope of our testing of internal control and compliance and the results of that testing, and not to provide an opinion on the effectiveness of the entity's internal control or on compliance. This report is an integral part of an audit performed in accordance with *Government Auditing Standards* in considering the entity's internal control and compliance. Accordingly, this communication is not suitable for any other purpose.

*McClanahan and Holmes, LLP*  
Certified Public Accountants

Bonham, Texas  
November 18, 2022

**McClanahan and Holmes, LLP**  
CERTIFIED PUBLIC ACCOUNTANTS

STEVEN W. MOHUNDRO, CPA  
GEORGE H. STRUVE, CPA  
DEBRA J. WILDER, CPA  
TEFFANY A. KAVANAUGH, CPA  
APRIL J. HATFIELD, CPA  
BRITTANY L. MARTIN, CPA

228 SIXTH STREET S.E.  
PARIS, TEXAS 75460  
903-784-4316  
FAX 903-784-4310

-----  
304 WEST CHESTNUT  
DENISON, TEXAS 75020  
903-465-6070  
FAX 903-465-6093

-----  
1400 WEST RUSSELL  
BONHAM, TEXAS 75418  
903-583-5574  
FAX 903-583-9453

Independent Auditors' Report on Compliance for Each Major  
Program and on Internal Control Over Compliance  
Required by the Uniform Guidance

Board of Trustees  
Bonham Independent School District  
1005 Chestnut Street  
Bonham, Texas

**Report on Compliance for Each Major Federal Program**

***Opinion on Each Major Federal Program***

We have audited Bonham Independent School District's compliance with the types of compliance requirements identified as subject to audit in the *OMB Compliance Supplement* that could have a direct and material effect on each of Bonham Independent School District's major federal programs for the year ended June 30, 2022. Bonham Independent School District's major federal programs are identified in the summary of auditor's results section of the accompanying schedule of findings and questioned costs.

In our opinion, Bonham Independent School District complied, in all material respects, with the types of compliance requirements referred to above that could have a direct and material effect on each of its major federal programs for the year ended June 30, 2022.

***Basis of Opinion on Each Major Federal Program***

We conducted our audit of compliance in accordance with auditing standards generally accepted in the United States of America; the standards applicable to financial audits contained in *Government Auditing Standards*, issued by the Comptroller General of the United States; and the audit requirements of Title 2 U.S. *Code of Federal Regulations* Part 200, *Uniform Administrative Requirements, Cost Principles, and Audit Requirements for Federal Awards* (Uniform Guidance). Our responsibilities under those standards and the Uniform Guidance are further described in the Auditor's Responsibilities for the Audit of Compliance section of our report.

We are required to be independent of Bonham Independent School District and to meet our ethical responsibilities, in accordance with relevant ethical requirements relating to our audit. We believe that the audit evidence we have obtained is sufficient and appropriate to provide a basis for our opinion on compliance for each major federal program. Our audit does not provide a legal determination of Bonham Independent School District's compliance with the compliance requirements referred to above.

***Responsibilities of Management for Compliance***

Management is responsible for compliance with the requirements referred to above and for the design, implementation, and maintenance of effective internal control over compliance with the requirements of laws, statutes, regulations, rules, and provisions of contracts or grant agreements applicable to Bonham Independent School District's federal programs.

***Auditors' Responsibilities for the Audit of Compliance***

Our objectives are to obtain reasonable assurance about whether material noncompliance with the compliance requirements referred to above occurred, whether due to fraud or error, and to express an opinion on Bonham Independent School District's compliance based on our audit. Reasonable assurance is a high level of assurance but is not absolute assurance and therefore is not a guarantee that an audit conducted in accordance with generally accepted auditing standards, *Government Auditing Standards*, and the Uniform Guidance will always detect material noncompliance when it exists. The risk of not detecting material noncompliance resulting from fraud is higher than for that resulting from error, as fraud may involve collusion, forgery, intentional omissions, misrepresentations, or the override of internal control. Noncompliance with the compliance requirements referred to above is considered material if there is a substantial likelihood that, individually or in the aggregate, it would influence the judgment made by a reasonable user of the report on compliance about Bonham Independent School District's compliance with the requirements of each major federal program as a whole.

In performing an audit in accordance with generally accepted auditing standards, *Government Auditing Standards*, and the Uniform Guidance, we:

- Exercise professional judgment and maintain professional skepticism throughout the audit.
- Identify and assess the risks of material noncompliance, whether due to fraud or error, and design and perform audit procedures responsive to those risks. Such procedures include examining, on a test basis, evidence regarding Bonham Independent School District's compliance with the compliance requirements referred to above and performing such other procedures as we considered necessary in the circumstances.
- Obtain an understanding of Bonham Independent School District's internal control over compliance relevant to the audit in order to design audit procedures that are appropriate in the circumstances and to test and report on internal control over compliance in accordance with the Uniform Guidance, but not for the purpose of expressing an opinion of the effectiveness of Bonham Independent School District's internal control over compliance. Accordingly, no such opinion is expressed.

We are required to communicate with those charged with governance regarding, among other matters, the planned scope and timing of the audit and any significant deficiencies and material weaknesses in internal control over compliance that we identified during the audit.

**Report on Internal Control over Compliance**

*A deficiency in internal control over compliance* exists when the design or operation of a control over compliance does not allow management or employees, in the normal course of performing their assigned functions, to prevent, or detect and correct, noncompliance with a type of compliance requirement of a federal program on a timely basis. *A material weakness in internal control over compliance* is a deficiency, or combination of deficiencies, in internal control over compliance, such that there is a reasonable possibility that material noncompliance with a type of compliance requirement of a federal program will not be prevented, or detected and corrected, on a timely basis. *A significant deficiency in internal control over compliance* is a deficiency, or a combination of deficiencies, in internal control over compliance with a type of compliance requirement of a federal program that is less severe than a material weakness in internal control over compliance, yet important enough to merit attention by those charged with governance.

Our consideration of internal control over compliance was for the limited purpose described in the Auditors' Responsibilities for Audit of Compliance section above and was not designed to identify all deficiencies in internal control over compliance that might be material weaknesses or significant deficiencies in internal control over compliance. Given these limitations, during our audit we did not identify any deficiencies in internal control over compliance that we consider to be material weaknesses, as defined above. However, material weaknesses or significant deficiencies in internal control over compliance may exist that were not identified.

Board of Trustees  
Bonham Independent School District

Our audit was not designed for the purpose of expressing an opinion on the effectiveness of internal control over compliance. Accordingly, no such opinion is expressed.

The purpose of this report on internal control over compliance is solely to describe the scope of our testing of internal control over compliance and the results of that testing based on the requirements of the Uniform Guidance. Accordingly, this report is not suitable for any other purpose.

*McClanahan and Holmes, LLP*  
Certified Public Accountants

Bonham, Texas  
November 18, 2022

BONHAM INDEPENDENT SCHOOL DISTRICT  
SCHEDULE OF FINDINGS AND QUESTIONED COSTS  
FOR THE YEAR ENDED JUNE 30, 2022

**Summary of Auditors' Results**

1. The auditors' report expresses an unmodified opinion on the financial statements of Bonham Independent School District.
2. One significant deficiency in internal control is disclosed in the "Independent Auditor's Report on Internal Control Over Financial Reporting and on Compliance and Other Matters Based on an Audit of Financial Statements Performed in Accordance with *Government Auditing Standards*". No material weaknesses are reported.
3. One instance of state mandated noncompliance was disclosed during the audit.
4. No instances of federal noncompliance material to the financial statements of Bonham Independent School District, which would be required to be reported in accordance with *Government Auditing Standards*, were disclosed during the audit.
5. No significant deficiencies in internal control over compliance with major federal award programs was disclosed during the audit.
6. The auditors' report on compliance for the major federal award programs for Bonham Independent School District expresses an unmodified opinion on all major federal programs.
7. There are no audit findings that are required to be reported in accordance with 2 CFR 200.516(a).
8. The programs tested as major programs were:
  - U.S. Department of Agriculture
  - Child Nutrition Cluster
    - 10.553 School Breakfast Program
    - 10.555 National School Lunch Program – Cash Assistance
    - 10.555 National School Lunch Program – Non-Cash Assistance
  - U.S. Department of Education
  - Elementary and Secondary School Emergency Relief Fund (ESSER)
    - 84.425D COVID-19 ESSER
    - 84.425D COVID-19 ESSER II
    - 84.425U COVID-19 ESSER III
9. The threshold used for distinguishing between Type A and B programs was \$750,000.
10. Bonham Independent School District was determined to be a low-risk auditee.

BONHAM INDEPENDENT SCHOOL DISTRICT  
SCHEDULE OF FINDINGS AND QUESTIONED COSTS (Continued)  
FOR THE YEAR ENDED JUNE 30, 2022

**Financial Statement Finding**

**Significant Deficiency**

**Finding 2022-001 – Financial Accounting and Reporting**

*Criteria:* The District's management should be responsible for the period-end financial reporting process including reconciliations of various general ledger accounts and recording recurring and non-recurring adjustments to the financial statements.

*Condition:* The District does not control the period-end financial reporting process including controls over procedures used to analyze transactions compromising general ledger activity, and controls over recording recurring and non-recurring adjustments to the financial statements. Additionally, during the audit, we noted multiple instances where reconciliations of various general ledger accounts were not completed in a timely manner. Year-end reconciliations of receivables, related revenue, and payables are important components of the internal control structure and assist with identifying potential errors and misstatements.

*Cause:* Reconciliations and journal entries to adjust accounts to proper balances are not consistently recorded and are not being performed timely and accurately.

*Effect:* As a result of this condition, the District lacks internal controls over period-end financial reporting, resulting in multiple post close and adjusting entries.

*Recommendation:* We recommend that the Finance Officer have a routine closing process and develop a comprehensive list of reconciliations and financial reporting duties to be performed on a routine basis. Further, we recommend the management of Bonham ISD maintain close oversight of the accounting and period-end financial reporting process to ensure these functions are performed.

**State Compliance Finding**

**Finding 2022-002 – State Mandated Compliance – Spending of Special State Funding Allotments**

*Criteria:* Districts are required by state law, to spend specified levels of state allotments for various types of instructional programs. The District received a Bilingual Education Exception and ESL waiver under TEC 29.054 for bilingual programs. State law dictates that when this waiver is received, 10% of the bilingual allotment must be utilized for comprehensive professional development plans. The qualified amount of district spending includes allocations of indirect costs which are calculated by TEA after final audited expenditures are reported. Based on expenditures before allocation, the District did not spend the required amount.

*Condition:* During the course of our audit, we noted the District reported comprehensive professional development plan expenditures that make up only 0.4% of the allotment.

*Cause:* The District failed to spend the 10% of the bilingual allotment utilized for comprehensive professional development plans to ensure compliance.

*Effect:* As a result of this condition, the District was not compliant with special state funding allotment spending requirements.

*Recommendation:* We recommend the District budget and expend adequate amounts in the 2022-23 budget to meet compliance requirements.

**Federal Award Findings and Questioned Costs**

The audit disclosed no findings required to be reported.

BONHAM INDEPENDENT SCHOOL DISTRICT  
SUMMARY SCHEDULE OF PRIOR AUDIT FINDINGS  
FOR THE YEAR ENDED JUNE 30, 2022

FINDING / RECOMMENDATION

**Financial Statement Findings**

The audit disclosed no findings required to be reported.

**Federal Award Findings and Questioned Costs**

**U.S. Department of Health and Human Services**

**Program Name: Head Start**

**Assistance Listing # 93.600**

**Significant Deficiency**

**Finding 2021-001 – Federal Reporting Compliance and Internal Control over Compliance - Reporting**

*Condition:* The District failed to timely submit two quarterly reports as required by the U.S. Department of Health and Human Services.

*Recommendation:* We recommend the District implement additional controls and procedures to ensure reports are submitted in a timely manner and compliance requirements are met.

*Current Status:* The District implemented the recommended procedures.

**State Compliance Finding**

**Finding 2021-002 – State Compliance - Nepotism**

*Condition:* The District employed an individual related to a school board member within the second degree by marriage.

*Recommendation:* We recommend the District follow their formal procedures that are in place to ensure compliance in regards to nepotism state statues.

*Current Status:* The District implemented the recommended procedures.



# BONHAM INDEPENDENT SCHOOL DISTRICT

## CORRECTIVE ACTION PLAN FOR THE YEAR ENDED JUNE 30, 2022

### FINDING / RECOMMENDATION

2022-001 Financial Accounting and Reporting

Response: The district will use a standardized closing process to ensure timely and accurate reconciliation and posting of transactions. District management will maintain a closer oversight over financial statements to ensure accountability.

Contact Person: Carly D. Snead, Chief Financial Officer

Estimated Completion Date: Corrective action complete.

### FINDING / RECOMMENDATION

2022-002 State Mandated Compliance – Spending of Special State Funding Allotments

Response: The district will confirm set-aside amount based on TEA allocations and monitor expenditures to confirm that the required 10% is expended prior to the close of the fiscal year.

Contact Person: Carly D. Snead, Chief Financial Officer

Estimated Completion Date: June 30, 2023



BONHAM INDEPENDENT SCHOOL DISTRICT  
SCHEDULE OF EXPENDITURES OF FEDERAL AWARDS  
FOR THE YEAR ENDED JUNE 30, 2022

(1)	(2)	(3)	(4)
FEDERAL GRANTOR/ PASS-THROUGH GRANTOR/ PROGRAM or CLUSTER TITLE	Federal Assistance Listing No.	Pass-Through Entity Identifying Number	Federal Expenditures
<b>U.S. DEPARTMENT OF EDUCATION</b>			
<u>Passed Through Texas Education Agency</u>			
ESEA, Title I, Part A - Improving Basic Programs	84.010A	20610101074903	\$ 17,606
ESEA, Title I, Part A - Improving Basic Programs	84.010A	21610101074903	5,670
ESEA, Title I, Part A - Improving Basic Programs	84.010A	22610101074903	379,020
Total Assistance Listing Number 84.010			402,296
*SSA - IDEA - Part B, Formula	84.027A	206600010749036000	13,586
*SSA - IDEA - Part B, Formula	84.027A	216600010749036000	18,099
*SSA - IDEA - Part B, Formula	84.027A	226600010749036000	1,518,287
Total Assistance Listing Number 84.027			1,549,972
*SSA - IDEA - Part B, Preschool	84.173A	216610010749036610	138
*SSA - IDEA - Part B, Preschool	84.173A	226610010749036610	58,143
Total Assistance Listing Number 84.173			58,281
Total Special Education Cluster (IDEA)			1,608,253
Career and Technical - Basic Grant	84.048A	21420006074903	3,700
Career and Technical - Basic Grant	84.048A	22420006074903	18,915
Total Assistance Listing Number 84.048			22,615
ESEA, Title VI, Part B - Rural & Low Income Prog.	84.358B	20696001074903	1,531
ESEA, Title VI, Part B - Rural & Low Income Prog.	84.358B	21696001074903	34,420
Total Assistance Listing Number 84.358			35,951
Title III, Part A - English Language Acquisition	84.365A	20671001057950	1,355
Title III, Part A - English Language Acquisition	84.365A	20671001057950	14,765
Title III, Part A - English Language Acquisition	84.365A	20671001057950	10,253
Total Assistance Listing Number 84.365			26,373
ESEA, Title II, Part A, Teacher Principal Training	84.367A	20694501074903	45,181
ESEA, Title II, Part A, Teacher Principal Training	84.367A	21694501074903	12,403
ESEA, Title II, Part A, Teacher Principal Training	84.367A	22694501074903	60,250
Total Assistance Listing Number 84.367			117,834
LEP Summer School	84.369A	69552002	1,475
Title I SIP Academy Grant	84.377A	17610740074903	14,014
Title IV, Part A, Subpart I	84.424A	22680101074903	22,384
COVID-19 ESSER	84.425D	20521001057950	184,961
COVID-19 ESSER II	84.425D	21521001074903	1,409,940
COVID-19 ESSER III	84.425U	21528001057950	1,193,116
Total Assistance Listing Number 84.425			2,788,017
Total Passed Through Texas Education Agency			5,039,212
<b>TOTAL U.S. DEPARTMENT OF EDUCATION</b>			<b>5,039,212</b>
<b>U.S. DEPARTMENT OF HEALTH AND HUMAN SERVICES</b>			
<u>Direct Programs</u>			
Head Start	93.600		977,396
COVID-19 Head Start	93.600		110,591

See Accompanying Notes to the Schedule of Expenditures of Federal Awards

BONHAM INDEPENDENT SCHOOL DISTRICT  
 SCHEDULE OF EXPENDITURES OF FEDERAL AWARDS  
 FOR THE YEAR ENDED JUNE 30, 2022

(1)	(2)	(3)	(4)
FEDERAL GRANTOR/ PASS-THROUGH GRANTOR/ PROGRAM or CLUSTER TITLE	Federal Assistance Listing No.	Pass-Through Entity Identifying Number	Federal Expenditures
Total Assistance Listing Number 93.600			1,087,987
Total Direct Programs			1,087,987
<u>Passed Through Texas Education Agency</u>			
ELC Reopening Schools	93.323	39352201	68,860
Total Passed Through Texas Education Agency			68,860
<b>TOTAL U.S. DEPARTMENT OF HEALTH AND HUMAN SERVICES</b>			<b>1,156,847</b>
<b>U.S. DEPARTMENT OF AGRICULTURE</b>			
<u>Passed Through the State Department of Agriculture</u>			
*School Breakfast Program	10.553	71402101	401,704
*National School Lunch Program - Cash Assistance	10.555	71302101	1,126,738
*National School Lunch Prog. - Non-Cash Assistance	10.555	71302101	136,282
Total Assistance Listing Number 10.555			1,263,020
Total Child Nutrition Cluster			1,664,724
Total Passed Through the State Department of Agriculture			1,664,724
<b>TOTAL U.S. DEPARTMENT OF AGRICULTURE</b>			<b>1,664,724</b>
<b>TOTAL EXPENDITURES OF FEDERAL AWARDS</b>			<b>\$ 7,860,783</b>
*Clustered Programs			

BONHAM INDEPENDENT SCHOOL DISTRICT  
NOTES TO THE SCHEDULE OF EXPENDITURES OF FEDERAL AWARDS  
FOR THE YEAR ENDED JUNE 30, 2022

Basis of Presentation

The accompanying schedule of expenditures of federal awards (the "Schedule") includes the federal award activity of Bonham Independent School District under programs of the federal government for the year ended June 30, 2022. The information in this schedule is presented in accordance with the requirements of Title 2 U.S. Code of Federal Regulations (CFR) Part 200, *Uniform Administrative Requirements, Cost Principles, and Audit Requirements for Federal Awards* (Uniform Guidance). Because the Schedule presents only a selected portion of the operations of Bonham Independent School District, it is not intended to and does not present the financial position, changes in net assets, or cash flows of Bonham Independent School District.

Summary of Significant Accounting Policies

Expenditures reported on the Schedule are reported on the modified accrual basis of accounting. Such expenditures are recognized following the cost principles contained in the Uniform Guidance, wherein certain types of expenditures are not allowable or are limited as to reimbursement. Pass-through entity identifying numbers are presented where available.

Food Distribution

Nonmonetary assistance is reported in the Schedule at the fair market value of the commodities received and disbursed. At June 30, 2022, Bonham Independent School District had food commodities totaling \$18,910 in inventory.

Indirect Cost Rate

Bonham Independent School District has elected not to use the 10-percent de minimis indirect cost rate allowed under the Uniform Guidance.

Reconciliation of Basic Financial Statements

The following is a reconciliation of expenditures of federal awards program per the Schedule of Expenditures of Federal Awards and expenditures reported in the financial statements as follows:

Total Federal Sources Per Financial Statements for Governmental Funds	\$ 8,083,129
School Health and Related Services (SHARS) Reimbursements Not Reported in the Schedule of Expenditures of Federal Awards	<u>(222,346)</u>
Total Federal Expenditures on Schedule of Expenditures of Federal Awards	<u>\$ 7,860,783</u>

(this page intentionally left blank)

**APPENDIX E**

**THE PERMANENT SCHOOL FUND GUARANTEE PROGRAM**

(this page intentionally left blank)

## THE PERMANENT SCHOOL FUND GUARANTEE PROGRAM

This disclosure statement provides information relating to the program (the “Guarantee Program”) administered by the Texas Education Agency (the “TEA”) with respect to the Texas Permanent School Fund guarantee of tax-supported bonds issued by Texas school districts and the guarantee of revenue bonds issued by or for the benefit of Texas charter districts. The Guarantee Program was authorized by an amendment to the Texas Constitution in 1983 and is governed by Subchapter C of Chapter 45 of the Texas Education Code, as amended (the “Act”). While the Guarantee Program applies to bonds issued by or for both school districts and charter districts, as described below, the Act and the program rules for the two types of districts have some distinctions. For convenience of description and reference, those aspects of the Guarantee Program that are applicable to school district bonds and to charter district bonds are referred to herein as the “School District Bond Guarantee Program” and the “Charter District Bond Guarantee Program,” respectively.

Some of the information contained in this Section may include projections or other forward-looking statements regarding future events or the future financial performance of the Texas Permanent School Fund (the “PSF” or the “Fund”). Actual results may differ materially from those contained in any such projections or forward-looking statements.

During the 87th Regular Session of the Texas Legislature (the “87th Regular Session”), which concluded on May 31, 2021, Senate Bill 1232 (“SB 1232” or “the bill”) was enacted, and the bill became effective on September 1, 2021. SB 1232 provides for a variety of changes to the operations and management of the Fund, including the creation of the Permanent School Fund Corporation (the “PSF Corporation”), and the delegation of responsibility to manage the portion of the Fund previously under the management supervision of the State Board of Education (the “SBOE”) to the PSF Corporation. SB 1232 also requires changes with respect to the management of certain investments previously made at the discretion of the Texas School Land Board (the “SLB”), including limiting the types of investments that may be made by the SLB and mandating the transfer of cash and certain other investment properties from the SLB to the PSF Corporation once the PSF Corporation is created. Certain of the authorizations of SB 1232, including the creation of the PSF Corporation have occurred, and other authorized changes are expected to be implemented in phases through the end of calendar year 2023. See “Management Transition to the PSF Corporation” for a summary of SB 1232 and its expected impact on the management and operations of the Fund.

The regular session of the 88th Texas Legislature (the “Legislature”) is scheduled from January 10, 2023 to May 29, 2023. Thereafter, the Texas Governor may call one or more additional special sessions. During this time, the Legislature may enact laws that materially change current law as it relates to the Guarantee Program, the TEA, the SBOE, the Act, the PSF Corporation, and Texas school finance generally. No representation is made regarding any actions the Legislature may take, but the TEA, SBOE, and PSF Corporation intend to monitor proposed legislation for any developments applicable thereto.

### History and Purpose

The PSF supports the State’s public school system in two major ways: distributions to the constitutionally established Available School Fund (the “ASF”), as described below, and the guarantee of school district and charter district issued bonds through the Guarantee Program. The PSF was created in 1845 and received its first significant funding with a \$2,000,000 appropriation by the Legislature in 1854 expressly for the benefit of the public schools of Texas, with the sole purpose of assisting in the funding of public education for present and future generations. The Constitution of 1876 described that the PSF would be “permanent,” and stipulated that certain lands and all proceeds from the sale of these lands should also constitute the PSF. Additional acts later gave more public domain land and rights to the PSF. In 1953, the U.S. Congress passed the Submerged Lands Act that relinquished to coastal states all rights of the U.S. navigable waters within state boundaries. If the State, by law, had set a larger boundary prior to or at the time of admission to the Union, or if the boundary had been approved by Congress, then the larger boundary applied. After three years of litigation (1957-1960), the U.S. Supreme Court on May 31, 1960, affirmed Texas’ historic three marine leagues (10.35 miles) seaward boundary. Texas proved its submerged lands property rights to three leagues into the Gulf of Mexico by citing historic laws and treaties dating back to 1836. All lands lying within that limit belong to the PSF. The proceeds from the sale and the mineral-related rental of these lands, including bonuses, delay rentals and royalty payments, become the corpus of the Fund. Prior to the approval by the voters of the State of an amendment to the constitutional provision under which the Fund is established and administered, which occurred on September 13, 2003 (the “Total Return Constitutional Amendment”), and which is further described below, only the income produced by the PSF could be used to complement taxes in financing public education, which primarily consisted of income from securities, capital gains from securities transactions and royalties from the sale of oil and natural gas. The Total Return Constitutional Amendment provides that interest and dividends produced by Fund investments will be additional revenue to the PSF.

On November 8, 1983, the voters of the State approved a constitutional amendment that provides for the guarantee by the PSF of bonds issued by school districts. On approval by the State Commissioner of Education (the “Education Commissioner”), bonds properly issued by a school district are fully guaranteed by the PSF. See “The School District Bond Guarantee Program.”

In 2011, legislation was enacted that established the Charter District Bond Guarantee Program as a new component of the Guarantee Program. That legislation authorized the use of the PSF to guarantee revenue bonds issued by or for the benefit of certain open-enrollment charter schools that are designated as “charter districts” by the Education Commissioner. On approval by the Education Commissioner,

bonds properly issued by a charter district participating in the Guarantee Program are fully guaranteed by the PSF. The Charter District Bond Guarantee Program became effective on March 3, 2014. See “The Charter District Bond Guarantee Program.”

State law also permits charter schools to be chartered and operated by school districts and other political subdivisions, but bond financing of facilities for school district-operated charter schools is subject to the School District Bond Guarantee Program, not the Charter District Bond Guarantee Program.

While the School District Bond Guarantee Program and the Charter District Bond Guarantee Program relate to different types of bonds issued for different types of Texas public schools, and have different program regulations and requirements, a bond guaranteed under either part of the Guarantee Program has the same effect with respect to the guarantee obligation of the Fund thereto, and all guaranteed bonds are aggregated for purposes of determining the capacity of the Guarantee Program (see “Capacity Limits for the Guarantee Program”). The Charter District Bond Guarantee Program as enacted by State law has not been reviewed by any court, nor has the Texas Attorney General (the “Attorney General”) been requested to issue an opinion, with respect to its constitutional validity.

Audited financial information for the PSF is provided annually through the PSF Comprehensive Annual Financial Report (the “Annual Report”), which is filed with the Municipal Securities Rulemaking Board (“MSRB”). The SLB’s land and real assets investment operations, which are part of the PSF as described below, are also included in the annual financial report of the Texas General Land Office (the “GLO”) that is included in the comprehensive annual report of the State of Texas. The Annual Report includes the Message of the Executive Administrator of the Fund (the “Message”) and the Management’s Discussion and Analysis (“MD&A”). The Annual Report for the year ended August 31, 2022, as filed with the MSRB in accordance with the PSF undertaking and agreement made in accordance with Rule 15c2-12 (“Rule 15c2-12”) of the federal Securities and Exchange Commission (the “SEC”), as described below, is hereby incorporated by reference into this disclosure. Information included herein for the year ended August 31, 2022 is derived from the audited financial statements of the PSF, which are included in the Annual Report as it is filed and posted. Reference is made to the Annual Report for the complete Message and MD&A for the year ended August 31, 2022 and for a description of the financial results of the PSF for the year ended August 31, 2022, the most recent year for which audited financial information regarding the Fund is available. The 2022 Annual Report speaks only as of its date and the TEA has not obligated itself to update the 2022 Annual Report or any other Annual Report. The TEA posts (i) each Annual Report, which includes statistical data regarding the Fund as of the close of each fiscal year, (ii) the most recent disclosure for the Guarantee Program, (iii) the PSF Corporation’s Investment Policy Statement (the “IPS”), and (iv) monthly updates with respect to the capacity of the Guarantee Program (collectively, the “Web Site Materials”) on the TEA web site at [http://tea.texas.gov/Finance\\_and\\_Grants/Permanent\\_School\\_Fund/](http://tea.texas.gov/Finance_and_Grants/Permanent_School_Fund/) and with the MSRB at [www.emma.msrb.org](http://www.emma.msrb.org). Such monthly updates regarding the Guarantee Program are also incorporated herein and made a part hereof for all purposes. In addition to the Web Site Materials, the Fund is required to make quarterly filings with the SEC under Section 13(f) of the Securities Exchange Act of 1934. Such filings, which consist of a list of the Fund’s holdings of securities specified in Section 13(f), including exchange-traded (e.g., NYSE) or NASDAQ-quoted stocks, equity options and warrants, shares of closed-end investment companies and certain convertible debt securities, is available from the SEC at [www.sec.gov/edgar](http://www.sec.gov/edgar). A list of the Fund’s equity and fixed income holdings as of August 31 of each year is posted to the TEA web site and filed with the MSRB. Such list excludes holdings in the Fund’s securities lending program. Such list, as filed, is incorporated herein and made a part hereof for all purposes. See “Management Transition to the PSF Corporation” for a discussion of the PSF Corporation audit. At its November 2022 quarterly board meeting, the SBOE considered new regulations for the administration of the Bond Guarantee Program. Two readings and a publication period are required for modifications to the Texas Administrative Code, and such process (the “Regulatory Recodification”) was completed in February 2023, with the new regulations becoming effective March 1, 2023. The Regulatory Recodification was taken as an acknowledgment of the new role and powers that are delegated to the PSF Corporation. Among other regulations affecting the Fund that were restructured include the Statement of Investment Objectives, Policies and Guidelines of the Texas Permanent School Fund, which is codified at 19 Texas Administrative Code, Chapter 33 (recodified in part and replaced in part by the IPS).

## **Management and Administration of the Fund**

*The following discussion describes some legal and management aspects of the structure of the Fund prior to full implementation of SB 1232. SB 1232 is being implemented in phases. See “Management Transition to the PSF Corporation” for summaries of certain laws applicable to the Fund pursuant to the Texas Constitution and SB 1232 as well as certain prior actions and the ongoing changes in the management structure of the Fund.*

The Texas Constitution and applicable statutes delegate to the SBOE the authority and responsibility for investment of the PSF’s financial assets, but SB 1232 authorized the SBOE to delegate management of the Fund to the Corporation, which, as noted above, has been done. The SBOE consists of 15 members who are elected by territorial districts in the State to four year terms of office.

The Texas Constitution provides that the Fund shall be managed through the exercise of the judgment and care under the circumstances then prevailing which persons of ordinary prudence, discretion and intelligence exercise in the management of their own affairs, not in regard to speculation, but in regard to the permanent disposition of their funds, considering the probable income therefrom as well as the probable safety of their capital (the “Prudent Person Standard”).



In accordance with the Texas Constitution, the SBOE views the PSF as a perpetual endowment, and the Fund is managed as an endowment fund with a long-term investment horizon. Under the total-return investment objective, the IPS provides that the PSF shall be managed consistently with respect to the following: support for public free schools in Texas, real growth in Fund asset values, protection of Fund capital, and the provision of sustained income distributions to current and future generations of Texas school children. As described below, the Total Return Constitutional Amendment restricts the annual pay-out from the Fund to both (i) 6% of the average of the market value of the Fund, excluding real property, on the last day of each of the sixteen State fiscal quarters preceding the Regular Session of the Legislature that begins before that State fiscal biennium, and (ii) the total-return on all investment assets of the Fund over a rolling ten-year period.

By law, the Education Commissioner is appointed by the Governor, with Senate confirmation, and assists the SBOE, but the Education Commissioner can neither be hired nor dismissed by the SBOE. The PSF Corporation has also engaged outside counsel to advise it as to its duties with respect to the Fund, including specific actions regarding the investment of the PSF to ensure compliance with fiduciary standards, and to provide transactional advice in connection with the investment of Fund assets in non-traditional investments. TEA's General Counsel provides legal advice to the SBOE but will not provide legal advice directly to the PSF Corporation.

The Total Return Constitutional Amendment shifted administrative costs of the Fund from the ASF to the PSF, providing that expenses of managing the PSF are to be paid "by appropriation" from the PSF. In January 2005, the Attorney General issued a legal opinion, Op. Tex. Att'y Gen. No. GA-0293 (2005), stating that the Total Return Constitutional Amendment does not require the SBOE to pay from such appropriated PSF funds the indirect management costs deducted from the assets of a mutual fund or other investment company in which PSF funds have been invested.

The Act requires that the Education Commissioner prepare, and the SBOE approve, an annual status report on the Guarantee Program (which is included in the Annual Report). The State Auditor audits the financial statements of the PSF, which are separate from other financial statements of the State.

Prior to the enactment of SB 1232, Texas law assigned to the SLB control of the Fund's land and mineral rights and authority to invest in certain real assets. Administrative duties related to these assets have in the past resided with the GLO, which is under the guidance of the elected commissioner of the GLO (the "Land Commissioner").

In 2019, the Texas Legislature enacted legislation that created a "permanent school fund liquid account" (the "Liquid Account") in the PSF for the purpose of the SBOE receiving, administering, and investing funds transferred from the SLB on a quarterly basis that are not then invested by the SLB or needed within the forthcoming quarter. On January 1, 2023, management of the Liquid Account transferred from the SBOE to the PSF Corporation. The bill grants the PSF Corporation authority and discretion to abolish the Liquid Account when its purpose has been resolved and transfer any remaining balance to the Fund.

### **Management Transition to the PSF Corporation**

In accordance with SB 1232, at its November 2021 board meeting, the SBOE approved the articles of formation of the PSF Corporation. The articles were filed on December 1, 2021, thus effecting the creation of the PSF Corporation. SB 1232 authorizes the SBOE to delegate investment authority over the PSF and the Charter District Reserve Fund to the PSF Corporation. The bill also provides that the PSF Corporation, the SBOE and TEA must coordinate to determine the PSF Corporation's role in the operation and management of the Guarantee Program to ensure the proper and efficient operation of the program.

The description of SB 1232 that follows summarizes some key provisions of the bill. The full text of the bill can be found at <https://capitol.texas.gov/BillLookup/Text.aspx?LegSess=87R&Bill=SB1232>. SB 1232 provides for various transition dates relating to implementation of the bill, with the latest dates generally occurring in calendar year 2023. As noted above, on January 1, 2023 the investment management responsibilities for the Fund transferred to the PSF Corporation and the merger of Fund assets previously managed by the SLB with those previously managed by the SBOE.

As allowed by SB 1232, the PSF Corporation has been created as a special-purpose governmental corporation and instrumentality of the State which is entitled to sovereign immunity. The PSF Corporation is governed by a nine-member board of directors (the "PSFC Board"), which consists of five members of the SBOE, the Land Commissioner, and three appointed members who have substantial background and expertise in investments and asset management; with one of the appointees being appointed by the Land Commissioner and the other two appointed by the Governor (one of which is currently vacant) with confirmation by the Senate.

At the inaugural meeting of the PSFC Board in January 2022, the PSFC Board appointed the Executive Administrator of the Fund as the interim chief executive officer of the PSF Corporation and in April 2022 the Executive Administrator of the Fund was confirmed as the chief executive officer of the PSF Corporation. The PSFC Board adopted bylaws governing how it will manage its affairs and conduct business. The chief executive officer reports to the PSFC Board. Any amendments to the PSF Corporation's articles of formation and bylaws will be adopted by the PSFC Board but are subject to approval by the SBOE. At its March 2023 meeting, the PSFC Board approved its securities lending policy.

Notwithstanding the management transition for the Fund from the SBOE to the PSF Corporation, the provisions of the Texas Constitution that formerly applied to the SBOE's management will continue to provide a framework for the management of the Fund. In particular, the Prudent Person Standard is applicable to the PSF Corporation, and the Total Return Constitutional Amendment will govern distributions from the PSF to the ASF by the SBOE. A separate constitutional provision allowing distributions from the PSF to the ASF that is currently used by the SLB was also granted to the PSF Corporation. When determining any amount to distribute, the PSF Corporation may consider distributions made by the SBOE. In addition, the Fund will continue to be managed as a perpetual endowment for the benefit of citizens of the State.

The SLB's investments in real estate investment funds and real asset investment funds will transfer to the PSF Corporation. Beginning December 31, 2022, the SLB is no longer authorized to make investments into funds; however, the SLB will still be able to invest in land, mineral and royalty interests, and individual real estate holdings; the SLB will also be required to send PSF mineral revenue to the PSF Corporation for investment, subject to designation via the appropriations process to cover GLO expenses of managing the minerals.

Not less than once each year, the PSFC Board must submit an audit report to the Legislative Budget Board ("LBB") regarding the operations of the PSF Corporation. The PSF Corporation may contract with a certified public accountant or the State Auditor to conduct an independent audit of the operations of the PSF Corporation, but such authorization does not affect the State Auditor's authority to conduct an audit of the PSF Corporation in accordance with other State laws. The first audit of the PSF Corporation will be conducted following the close of the 2022-2023 fiscal year on August 31, 2023.

As required by State law, during the 87<sup>th</sup> Regular Session the LBB issued a fiscal note on SB 1232. The fiscal note stated that uncertainty exists regarding the nature of future returns and the effect of the bill on distributions from all components of the PSF to the ASF, such that the financial impact of the bill could not be determined during the legislative session. However, the fiscal note stated that TEA and the GLO projected that the changes effected by the bill will have a positive fiscal impact in terms of growth of the Fund and future Fund distributions. No assurances can be given as to future investment results for the Fund.

With respect to the 2024-2025 State biennium, and for subsequent biennia, the PSF Corporation is required to submit a legislative appropriations request ("LAR") to the LBB and the Office of the Governor that details a request for appropriation of funds to enable the PSF Corporation to carry out its responsibilities for the investment management of the Fund. The requested funding, budget structure, and riders are sufficient to fully support all operations of the PSF Corporation in state fiscal years 2024 and 2025. As described therein, the LAR is designed to provide the PSF Corporation with the ability to operate as a stand-alone state entity in the State budget while retaining the flexibility to fulfill its fiduciary duty and provide oversight and transparency to the Legislature and Governor.

### **The Total Return Constitutional Amendment**

The Total Return Constitutional Amendment approved a fundamental change in the way that distributions are made to the ASF from the PSF. Prior to the adoption of the Total Return Constitutional Amendment, all interest and dividend income produced by Fund investments flowed into the ASF, where they were distributed to local school districts and open-enrollment charter schools based on average daily attendance, any net gains from investments of the Fund were reflected in the value of the PSF, and costs of administering the PSF were allocated to the ASF. The Total Return Constitutional Amendment requires that PSF distributions to the ASF be determined using a "total-return-based" formula instead of the "current-income-based" formula, which was used from 1964 to the end of the 2003 fiscal year. The Total Return Constitutional Amendment provides that the total amount distributed from the Fund to the ASF: (1) in each year of a State fiscal biennium must be an amount that is not more than 6% of the average of the market value of the Fund, excluding real property (the "Distribution Rate"), on the last day of each of the sixteen State fiscal quarters preceding the Regular Session of the Legislature that begins before that State fiscal biennium, in accordance with the rate adopted by: (a) a vote of two-thirds of the total membership of the SBOE, taken before the Regular Session of the Legislature convenes or (b) the Legislature by general law or appropriation, if the SBOE does not adopt a rate as provided by clause (a); and (2) over the ten-year period consisting of the current State fiscal year and the nine preceding State fiscal years may not exceed the total return on all investment assets of the Fund over the same ten-year period (the "Ten Year Total Return"). In April 2009, the Attorney General issued a legal opinion, Op. Tex. Att'y Gen. No. GA-0707 (2009) ("GA-0707"), with regard to certain matters pertaining to the Distribution Rate and the determination of the Ten Year Total Return. In GA-0707 the Attorney General opined, among other advice, that (i) the Ten Year Total Return should be calculated on an annual basis, (ii) a contingency plan adopted by the SBOE, to permit monthly transfers equal in aggregate to the annual Distribution Rate to be halted and subsequently made up if such transfers temporarily exceed the Ten Year Total Return, is not prohibited by State law, provided that such contingency plan applies only within a fiscal year time basis, not on a biennium basis, and (iii) that the amount distributed from the Fund in a fiscal year may not exceed 6% of the average of the market value of the Fund or the Ten Year Total Return. In accordance with GA-0707, in the event that the Ten Year Total Return is exceeded during a fiscal year, transfers to the ASF will be halted. However, if the Ten Year Total Return subsequently increases during that biennium, transfers may be resumed, if the SBOE has provided for that contingency, and made in full during the remaining period of the biennium, subject to the limit of 6% in any one fiscal year. Any shortfall in the transfer that results from such events from one biennium may not be paid over to the ASF in a subsequent biennium as the SBOE would make a separate payout determination for that subsequent biennium.

In determining the Distribution Rate, the SBOE has adopted the goal of maximizing the amount distributed from the Fund in a manner designed to preserve "intergenerational equity." The definition of intergenerational equity that the SBOE has generally followed is the

maintenance of purchasing power to ensure that endowment spending keeps pace with inflation, with the ultimate goal being to ensure that current and future generations are given equal levels of purchasing power in real terms. In making this determination, the SBOE takes into account various considerations, and relies upon PSF Corporation and TEA staff and external investment consultants, which undertake analysis for long-term projection periods that includes certain assumptions. Among the assumptions used in the analysis are a projected rate of growth of student enrollment State-wide, the projected contributions and expenses of the Fund, projected returns in the capital markets and a projected inflation rate.

On November 8, 2011, a referendum was held in the State at which voters of the State approved amendments that effected an increase to the base amount used in calculating the Distribution Rate from the Fund to the ASF and authorized the SLB to make direct transfers to the ASF, as described below.

The November 8, 2011, referendum included an increase to the base used to calculate the Distribution Rate by adding to the calculation base certain discretionary real assets and cash in the Fund that is managed by entities other than the SBOE (at present, by the SLB). The value of those assets was already included in the value of the Fund for purposes of the Guarantee Program, but prior to the amendment had not been included in the calculation base for purposes of making transfers from the Fund to the ASF. While the amendment provided for an increase in the base for the calculation of approximately \$2 billion, no new resources were provided for deposit to the Fund. As described under “The Total Return Constitutional Amendment” the SBOE is prevented from approving a Distribution Rate or making a pay out from the Fund if the amount distributed would exceed 6% of the average of the market value of the Fund, excluding real property in the Fund, but including discretionary real asset investments on the last day of each of the sixteen State fiscal quarters preceding the Regular Session of the Legislature that begins before that State fiscal biennium or if such pay out would exceed the Ten Year Total Return.

The constitutional amendments approved on November 8, 2011, also provided authority to the GLO or another entity (described in statute as the SLB) that has responsibility for the management of revenues derived from land or other properties of the PSF to determine whether to transfer an amount each year to the ASF from the revenue derived during the current year from such land or properties. Prior to November 2019, the amount authorized to be transferred to the ASF from the GLO or SLB was limited to \$300 million per year. On November 5, 2019, a constitutional amendment was approved by State voters that increased the maximum transfer to the ASF to \$600 million each year from the revenue derived during that year from the PSF from the GLO, the SBOE or another entity to the extent such entity has the responsibility for the management of revenues derived from such land or other properties. Any amount transferred to the ASF pursuant to this constitutional provision is excluded from the 6% Distribution Rate limitation applicable to SBOE transfers.

The following table shows amounts distributed to the ASF from the portions of the Fund administered by the SBOE (the “PSF(SBOE)”) and the SLB (the “PSF(SLB)”).

**Annual Distributions to the Available School Fund<sup>1</sup>**

<u>Fiscal Year Ending</u>	<u>2013</u>	<u>2014</u>	<u>2015</u>	<u>2016</u>	<u>2017</u>	<u>2018</u>	<u>2019</u>	<u>2020</u>	<u>2021</u>	<u>2022</u>
PSF(SBOE) Distribution	\$1,021	\$839	\$839	\$1,056	\$1,056	\$1,236	\$1,236	\$1,102	\$1,102	\$1,731
PSF(SLB) Distribution	\$300	\$0	\$0	\$0	\$0	\$0	\$300	\$600	\$600 <sup>2</sup>	\$415
Per Student Distribution	\$281	\$175	\$173	\$215	\$212	\$247	\$306	\$347	\$341	\$432

<sup>1</sup> In millions of dollars. Source: PSF Annual Report for year ended August 31, 2022.

<sup>2</sup> In September 2020, the SBOE approved a special, one-time transfer of \$300 million from the portion of the PSF managed by the SBOE to the portion of the PSF managed by the SLB, which amount is to be transferred to the ASF by the SLB in fiscal year 2021. In approving the special transfer, the SBOE determined that the transfer was in the best interest of the PSF due to the historic nature of the public health and economic circumstances resulting from the COVID-19 pandemic and its impact on the school children of Texas.

In November 2022, the SBOE approved a \$3.1 billion distribution to the ASF for State fiscal biennium 2024-2025. In making its determination of the 2024-2025 Distribution Rate, the SBOE took into account the announced planned distribution to the ASF by the SLB of \$1.2 billion for the biennium.

Efforts to achieve the intergenerational equity objective, as described above, result in changes in the Distribution Rate for each biennial period. The following table sets forth the Distribution Rates announced by the SBOE in the fall of each even numbered year to be applicable for the following biennium.

<u>State Fiscal Biennium</u>	<u>2008-09</u>	<u>2010-11</u>	<u>2012-13</u>	<u>2014-15</u>	<u>2016-17</u>	<u>2018-19</u>	<u>2020-21</u>	<u>2022-23</u>	<u>2024-25</u>
<u>SBOE Distribution Rate<sup>1</sup></u>	3.5%	2.5%	4.2%	3.3%	3.5%	3.7%	2.974%	4.18%	3.32% <sup>2</sup>

<sup>1</sup> Includes only distributions made to the ASF by the SBOE; see the immediately preceding table for amounts of direct SLB distributions to the ASF. In addition, the SLB approved transfers of \$600 million per year directly to the ASF for fiscal biennium 2024-25.

<sup>2</sup> The distribution rate approved by the SBOE for fiscal biennium 2024-25 was based on a number of assumptions, including a mid- to long-term expected return rate for the Fund of 6.35% and a rate of inflation measured by the consumer price index of 2.70% according to the policy adopted by the SBOE in June 2022.

**Asset Allocation of Fund Portfolios**

With respect to the management of the Fund’s financial assets portfolio, the single most significant change made to date as a result of the Total Return Constitutional Amendment has been new asset allocation policies adopted from time to time by the SBOE. The SBOE historically reviewed the asset allocations during its summer meeting in even-numbered years. The first asset allocation policy adopted by the SBOE following the Total Return Constitutional Amendment was in February 2004, and the policy was reviewed and modified or reaffirmed in the summers of each even-numbered year, most recently in June 2022. The IPS (effective January 1, 2023) provides for minimum and maximum ranges among the components of each of the asset classifications: equities, fixed income, and alternatives. The alternatives category includes absolute return, private equity, real estate, emerging manager program, real return, natural resources, and infrastructure components. Alternative asset classes diversify the managed assets of the PSF and are not as correlated to traditional asset classes, which is intended to increase investment returns over the long run while reducing risk and return volatility of the portfolio. Given the greater weighting in the overall portfolio of traditional investments, it is expected that the Fund will reflect the general performance returns of the markets in which the Fund is invested.

Prior to the effective date of the IPS, the most recent asset allocation of the PSF(SBOE), was approved by the SBOE in June 2022, and is set forth below, along with the asset allocations of the PSF(SLB) and Liquid Account that were effective June 2022.

**PSF 2022 Strategic Asset Allocations**

	<u>PSF(SBOE)</u>	<u>PSF(SLB)</u>	<u>Liquid Account</u>
<b>Equity Total</b>	55%	0%	77%
<b>Public Equity Total</b>	37%	0%	77%
Large Cap US Equity	14%	0%	38%
Small/Mid Cap US Equity	6%	0%	10%
International Equities	14%	0%	29%
Emerging Markets Equity	3%	0%	0%
<b>Private Equity</b>	18%	0%	0%
<b>Fixed Income Total</b>	22%	0%	21%
Core Bonds	12%	0%	16%
Non-Core Bonds (High Yield & Bank Loans)	4%	0%	0%
Emerging Markets Debt	3%	0%	0%
Treasuries	3%	0%	0%
TIPS	0%	0%	5%
Short Duration	0%	0%	0%
<b>Alternative Investments Total</b>	22%	100%	0%

Absolute Return	7%	0%	0%
Real Estate	11%	33%	0%
Real Return	4%	0%	0%
Energy	0%	31%	0%
Infrastructure	0%	36%	0%
<b>Emerging Manager Program</b>	1%	0%	0%
<b>Cash</b>	0%	0%	2%

### PSF Corporation 2023 Strategic Asset Allocation

Effective January 1, 2023, the IPS includes a combined asset allocation for all Fund assets (consisting of assets transferred for management to the PSF Corporation from the SBOE, the SLB and the Liquid Account). The IPS provides that the Fund's investment objectives are as follows:

- Generate distributions for the benefit of public schools in Texas;
- Maintain the purchasing power of the Fund, after spending and inflation, in order to maintain intergenerational equity with respect to distributions from the Fund;
- Provide a maximum level of return consistent with prudent risk levels, while maintaining sufficient liquidity needed to support Fund obligations; and
- Maintain a AAA credit rating, as assigned by a nationally recognized securities rating organization.

The table below sets forth the asset allocation of the Fund beginning January 1, 2023.

Asset Class	Strategic Asset Allocation	Range
<b>Equities</b>		
Large Cap US Equity	15%	+/- 3.0%
Small/Mid-Cap US Equity	6%	+/- 1.0%
Non-US Developed Equity	10%	+/- 3.0%
Emerging Market Equity	6%	+/- 1.0%
<i>Total Equity</i>	37%	
<b>Fixed Income</b>		
Core Bonds	11%	+/- 2.0%
Non-Core Bonds (High Yield & Bank Loans)	3%	+/- 3.0%
Emerging Market Debt (Local Currency)	2%	+/- 2.0%
U.S. Treasuries	2%	+/- 2.0%
<i>Total Fixed Income</i>	18%	
<b>Cash Equivalents</b>	0%	
<b>Alternatives</b>		
Absolute Return	6%	+/- 1.0%
Private Equity	15%	+/- 4.0%
Real Estate	12%	+/- 4.0%
Emerging Manager Program (Private Equity/Real Estate)	1%	+/- 1.0%

Real Return (Commodities & U.S. Treasury Inflation Protected Securities (TIPS))	4%	+/- 1.5%
Private Real Assets – Natural Resources	3%	+/- 2.0%
Private Real Assets - Infrastructure	4%	+/- 2.0%
<i>Total Alternatives</i>	45%	

For a variety of reasons, each change in asset allocation for the Fund has been implemented in phases, and that approach is likely to be carried forward when and if the asset allocation policy is again modified.

The table below sets forth the comparative investments of the PSF(SBOE) for the years ending August 31, 2021 and 2022, as set forth in the PSF Annual Reports for those years. As of January 1, 2023, the assets of the PSF(SBOE) and the PSF (SLB) were generally combined for investment management and accounting purposes.

#### Comparative Investment Schedule - PSF(SBOE)<sup>1</sup>

Fair Value (in millions) August 31, 2022 and 2021				
<u>ASSET CLASS</u>	<u>August 31, 2022</u>	<u>August 31, 2021</u>	<u>Amount of Increase (Decrease)</u>	<u>Percent Change</u>
<b>EQUITY</b>				
Domestic Small Cap	\$ 2,358.4	\$ 2,597.3	\$ (238.9)	-9.2%
Domestic Large Cap	<u>4,730.4</u>	<u>6,218.7</u>	<u>(1,488.3)</u>	<u>-23.9%</u>
Total Domestic Equity	7,088.8	8,816.0	(1,727.2)	-19.6%
International Equity	<u>5,972.5</u>	<u>8,062.1</u>	<u>(2,089.6)</u>	<u>-25.9%</u>
<b>TOTAL EQUITY</b>	<b>13,061.3</b>	<b>16,878.1</b>	<b>(3,816.8)</b>	<b>-22.6%</b>
<b>FIXED INCOME</b>				
Domestic Fixed Income	4,563.3	4,853.1	(289.8)	-6.0%
U.S. Treasuries	1,140.2	1,243.3	(103.1)	-8.3%
High Yield Bonds	1,142.5	-	<u>1,142.5</u>	<u>N/A</u>
Emerging Market Debt	<u>1,142.5</u>	<u>2,683.7</u>	<u>(1,492.8)</u>	<u>-55.6%</u>
<b>TOTAL FIXED INCOME</b>	<b>8,036.9</b>	<b>8,780.1</b>	<b>(743.2)</b>	<b>-8.5%</b>
<b>ALTERNATIVE INVESTMENTS</b>				
Absolute Return	2,932.3	3,546.0	(613.7)	-17.3%
Real Estate	4,365.7	3,706.0	659.7	17.8%
Private Equity	7,933.1	7,724.6	208.5	2.7%
Emerging Manager Program	29.9	-	29.9	N/A
Real Return	<u>1,412.0</u>	<u>1,675.5</u>	<u>(263.5)</u>	<u>-15.7%</u>
<b>TOT ALT INVESTMENTS</b>	<b>16,673.0</b>	<b>16,652.1</b>	<b>20.9</b>	<b>0.1%</b>
<b>UNALLOCATED CASH</b>	<b><u>196.5</u></b>	<b><u>262.9</u></b>	<b><u>(66.4)</u></b>	<b><u>-25.3%</u></b>
<b>TOTAL PSF(SBOE) INVESTMENTS</b>	<b>\$ 37,967.7</b>	<b>\$ 42,573.2</b>	<b>\$ (4,605.5)</b>	<b>-10.8%</b>

Source: PSF Annual Report for year ended August 31, 2022.

<sup>1</sup> The investments shown in the table above at August 31, 2022 do not fully reflect the changes made to the PSF Strategic Asset Allocation in June 2022, as those changes were still being phased in at the end of the fiscal year.

The table below sets forth the investments of the Liquid Account for the year ended August 31, 2022.

**Liquid Account Fair Value at August 31, 2022<sup>1</sup>**

Fair Value (in millions) August 31, 2022 and 2021

<u>ASSET CLASS</u>	<u>August 31, 2022</u>	<u>August 31, 2021</u>	<u>Amount of Increase (Decrease)</u>	<u>Percent Change</u>
Equity				
Domestic Small/Mid Cap	\$ 500.0	\$228.3	\$271.7	119.0%
Domestic Large Cap	<u>1,671.7</u>	<u>578.6</u>	<u>1,093.1</u>	188.9%
Total Domestic Equity	2,171.7	806.9	1,364.8	169.1%
International Equity	<u>1,225.5</u>	<u>392.6</u>	<u>832.9</u>	212.1%
TOTAL EQUITY	3,397.2	1,199.5	2,197.7	183.2%
Fixed Income				
Short-Term Fixed Income	797.4	1,074.8	(277.4)	-25.8%
Core Bonds	506.8	413.1	93.7	22.7%
TIPS	<u>208.2</u>	<u>213.9</u>	<u>(5.7)</u>	-2.7%
TOTAL FIXED INCOME	1,512.4	1,701.8	(189.4)	-11.1%
Unallocated Cash	<u>35.2</u>	<u>1,420.5</u>	<u>(1,385.3)</u>	-97.5%
Total Liquid Account Investments	\$4,944.8	\$4,321.8	\$623.0	14.4%

<sup>1</sup>In millions of dollars.

Source: PSF Annual Report for year ended August 31, 2022.

The table below sets forth the comparative investments of the PSF(SLB) for the years ending August 31, 2022 and 2021.

**Comparative Investment Schedule - PSF(SLB)**

Fair Value (in millions) August 31, 2022 and 2021

<u>Asset Class</u>	<u>As of 8-31-22</u>	<u>As of 8-31-21</u>	<u>Increase (Decrease)</u>	<u>Percent Change</u>
Discretionary Real Assets Investments				
Externally Managed				
Real Assets Investment Funds <sup>1</sup>				
Energy/Minerals	\$2,718.6	\$1,707.5	\$1,011.1	59.2%
Infrastructure	1,622.7	1,652.3	(29.6)	-1.8%
Real Estate	<u>1,921.2</u>	<u>1,276.8</u>	<u>644.4</u>	50.5%
Internally Managed Direct				
Real Estate	271.5	223.9	47.6	21.3%
Investments				
Total Discretionary Real Assets Investments	6,534.0	4,860.5	1,673.5	34.4%
Dom. Equity Rec'd as In-Kind Distribution	-	1.7	(1.7)	-100.0%
Sovereign and Other Lands	428.3	405.4	22.9	5.6%
Mineral Interests	5,622.2	2,720.4	2,901.8	106.7%
Cash at State Treasury <sup>2</sup>	<u>1,257.5</u>	<u>699.2</u>	<u>558.3</u>	79.8%

Total PSF(SLB) Investments	\$13,842.0	\$8,687.2	\$5,154.8	59.3%
-------------------------------	------------	-----------	-----------	-------

<sup>1</sup> The fair values of externally managed real assets investment funds, separate accounts, and co-investment vehicles are estimated using the most recent valuations available, adjusted for subsequent contributions and withdrawals.

<sup>2</sup> Cash at State Treasury represents amounts that have been deposited in the State Treasury and temporarily invested in short-term investments until called for investment by the external real assets investment funds, separate accounts, and co-investment vehicles to which PSF(SLB) has made capital commitments. Prior to September 1, 2019, PSF(SLB) was required by statute to deposit cash designated by the SLB for investment in real assets in the State Treasury until it is drawn for investment. After September 1, 2019, that cash was moved to the Liquid Account to be invested by the SBOE.

The asset allocation of the Fund's financial assets portfolio is subject to change by the PSF Corporation from time to time based upon a number of factors, including recommendations to the PSF Corporation made by internal investment staff and external consultants. Fund performance may also be affected by factors other than asset allocation, including, without limitation, the general performance of the securities markets and other capital markets in the United States and abroad, which may be affected by different levels of economic activity; decisions of political officeholders; significant adverse weather events; development of hostilities in and among nations; cybersecurity threats and events; changes in international trade policies or practices; application of the Prudent Person Standard, which may eliminate certain investment opportunities for the Fund; management fees paid to external managers and embedded management fees for some fund investments; and, PSF operational limitations impacted by Texas law or legislative appropriation. The Guarantee Program could also be impacted by changes in State or federal law or regulations or the implementation of new accounting standards.

### **The School District Bond Guarantee Program**

The School District Bond Guarantee Program requires an application be made by a school district to the Education Commissioner for a guarantee of its bonds. If the conditions for the School District Bond Guarantee Program are satisfied, the guarantee becomes effective upon approval of the bonds by the Attorney General and remains in effect until the guaranteed bonds are paid or defeased, by a refunding or otherwise.

In the event of default, holders of guaranteed school district bonds will receive all payments due from the corpus of the PSF. Following a determination that a school district will be or is unable to pay maturing or matured principal or interest on any guaranteed bond, the Act requires the school district to notify the Education Commissioner not later than the fifth day before the stated maturity date of such bond or interest payment. Immediately following receipt of such notice, the Education Commissioner must cause to be transferred from the appropriate account in the PSF to the Paying Agent/Registrar an amount necessary to pay the maturing or matured principal and interest. Upon receipt of funds for payment of such principal or interest, the Paying Agent/Registrar must pay the amount due and forward the canceled bond or evidence of payment of the interest to the State Comptroller of Public Accounts (the "Comptroller"). The Education Commissioner will instruct the Comptroller to withhold the amount paid, plus interest, from the first State money payable to the school district. The amount withheld pursuant to this funding "intercept" feature will be deposited to the credit of the PSF. The Comptroller must hold such canceled bond or evidence of payment of the interest on behalf of the PSF. Following full reimbursement of such payment by the school district to the PSF with interest, the Comptroller will cancel the bond or evidence of payment of the interest and forward it to the school district. The Act permits the Education Commissioner to order a school district to set a tax rate sufficient to reimburse the PSF for any payments made with respect to guaranteed bonds, and also sufficient to pay future payments on guaranteed bonds, and provides certain enforcement mechanisms to the Education Commissioner, including the appointment of a board of managers or annexation of a defaulting school district to another school district.

If a school district fails to pay principal or interest on a bond as it is stated to mature, other amounts not due and payable are not accelerated and do not become due and payable by virtue of the district's default. The School District Bond Guarantee Program does not apply to the payment of principal and interest upon redemption of bonds, except upon mandatory sinking fund redemption, and does not apply to the obligation, if any, of a school district to pay a redemption premium on its guaranteed bonds. The guarantee applies to all matured interest on guaranteed school district bonds, whether the bonds were issued with a fixed or variable interest rate and whether the interest rate changes as a result of an interest reset provision or other bond order provision requiring an interest rate change. The guarantee does not extend to any obligation of a school district under any agreement with a third party relating to guaranteed bonds that is defined or described in State law as a "bond enhancement agreement" or a "credit agreement," unless the right to payment of such third party is directly as a result of such third party being a bondholder.

In the event that two or more payments are made from the PSF on behalf of a district, the Education Commissioner shall request the Attorney General to institute legal action to compel the district and its officers, agents and employees to comply with the duties required of them by law in respect to the payment of guaranteed bonds.

Generally, the regulations that govern the School District Bond Guarantee Program (the "SDBGP Rules") limit guarantees to certain types of notes and bonds, including, with respect to refunding bonds issued by school districts, a requirement that the bonds produce debt service savings, and that bonds issued for capital facilities of school districts must have been voted as unlimited tax debt of the issuing



district. The Guarantee Program Rules include certain accreditation criteria for districts applying for a guarantee of their bonds, and limit guarantees to districts that have less than the amount of annual debt service per average daily attendance that represents the 90th percentile of annual debt service per average daily attendance for all school districts, but such limitation will not apply to school districts that have enrollment growth of at least 25% over the previous five school years. As noted, above, in connection with the Regulatory Recodification, the SDBGP Rules are now codified in the Texas Administrative Code at 19 TAC section 33.6 and are available at <https://tea.texas.gov/sites/default/files/ch033a.pdf>.

### **The Charter District Bond Guarantee Program**

The Charter District Bond Guarantee Program became effective March 3, 2014. The SBOE published final regulations in the Texas Register that provide for the administration of the Charter District Bond Guarantee Program (the "CDBGP Rules"). As noted, above, in connection with the Regulatory Recodification, the CDBGP Rules are now codified at 19 TAC section 33.7 and are available at <https://tea.texas.gov/sites/default/files/ch033a.pdf>.

The Charter District Bond Guarantee Program has been authorized through the enactment of amendments to the Act, which provide that a charter holder may make application to the Education Commissioner for designation as a "charter district" and for a guarantee by the PSF under the Act of bonds issued on behalf of a charter district by a non-profit corporation. If the conditions for the Charter District Bond Guarantee Program are satisfied, the guarantee becomes effective upon approval of the bonds by the Attorney General and remains in effect until the guaranteed bonds are paid or defeased, by a refunding or otherwise.

As of March 2023 (the most recent date for which data is available), the percentage of students enrolled in open-enrollment charter schools (excluding charter schools authorized by school districts) to the total State scholastic census was approximately 7.36%. At March 20, 2023, there were 188 active open-enrollment charter schools in the State and there were 1,095 charter school campuses authorized under such charters, though as of such date, 190 of such campuses are not currently serving students for various reasons; therefore, there are 905 charter school campuses actively serving students in Texas. Section 12.101, Texas Education Code, limits the number of charters that the Education Commissioner may grant to a total number of 305 charters. While legislation limits the number of charters that may be granted, it does not limit the number of campuses that may operate under a particular charter. For information regarding the capacity of the Guarantee Program, see "Capacity Limits for the Guarantee Program." The Act provides that the Education Commissioner may not approve the guarantee of refunding or refinanced bonds under the Charter District Bond Guarantee Program in a total amount that exceeds one-half of the total amount available for the guarantee of charter district bonds under the Charter District Bond Guarantee Program.

In accordance with the Act, the Education Commissioner may not approve charter district bonds for guarantee if such guarantees will result in lower bond ratings for public school district bonds that are guaranteed under the School District Bond Guarantee Program. To be eligible for a guarantee, the Act provides that a charter district's bonds must be approved by the Attorney General, have an unenhanced investment grade rating from a nationally recognized investment rating firm, and satisfy a limited investigation conducted by the TEA.

The Charter District Bond Guarantee Program does not apply to the payment of principal and interest upon redemption of bonds, except upon mandatory sinking fund redemption, and does not apply to the obligation, if any, of a charter district to pay a redemption premium on its guaranteed bonds. The guarantee applies to all matured interest on guaranteed charter district bonds, whether the bonds were issued with a fixed or variable interest rate and whether the interest rate changes as a result of an interest reset provision or other bond resolution provision requiring an interest rate change. The guarantee does not extend to any obligation of a charter district under any agreement with a third party relating to guaranteed bonds that is defined or described in State law as a "bond enhancement agreement" or a "credit agreement," unless the right to payment of such third party is directly as a result of such third party being a bondholder.

In the event of default, holders of guaranteed charter district bonds will receive all payments due from the corpus of the PSF. Following a determination that a charter district will be or is unable to pay maturing or matured principal or interest on any guaranteed bond, the Act requires a charter district to notify the Education Commissioner not later than the fifth day before the stated maturity date of such bond or interest payment and provides that immediately following receipt of notice that a charter district will be or is unable to pay maturing or matured principal or interest on a guaranteed bond, the Education Commissioner is required to instruct the Comptroller to transfer from the Charter District Reserve Fund to the district's paying agent an amount necessary to pay the maturing or matured principal or interest. If money in the Charter District Reserve Fund is insufficient to pay the amount due on a bond for which a notice of default has been received, the Education Commissioner is required to instruct the Comptroller to transfer from the PSF to the district's paying agent the amount necessary to pay the balance of the unpaid maturing or matured principal or interest. If a total of two or more payments are made under the Charter District Bond Guarantee Program on charter district bonds and the Education Commissioner determines that the charter district is acting in bad faith under the program, the Education Commissioner may request the Attorney General to institute appropriate legal action to compel the charter district and its officers, agents, and employees to comply with the duties required of them by law in regard to the guaranteed bonds. As is the case with the School District Bond Guarantee Program, the Act provides a funding "intercept" feature that obligates the Education Commissioner to instruct the Comptroller to withhold the amount paid with respect to the Charter District Bond Guarantee Program, plus interest, from the first State money payable to a charter district that fails to make a guaranteed payment on its bonds. The amount withheld will be deposited, first, to the credit of the PSF, and then to restore any amount drawn from the Charter District Reserve Fund as a result of the non-payment.

The CDBGP Rules provide that the PSF may be used to guarantee bonds issued for the acquisition, construction, repair, or renovation of an educational facility for an open-enrollment charter holder and equipping real property of an open-enrollment charter school and/or to refinance promissory notes executed by an open-enrollment charter school, each in an amount in excess of \$500,000 the proceeds of which loans were used for a purpose described above (so-called new money bonds) or for refinancing bonds previously issued for the charter school that were approved by the attorney general (so-called refunding bonds). Refunding bonds may not be guaranteed under the Charter District Bond Guarantee Program if they do not result in a present value savings to the charter holder.

The CDBGP Rules provide that an open-enrollment charter holder applying for charter district designation and a guarantee of its bonds under the Charter District Bond Guarantee Program satisfy various provisions of the regulations, including the following: It must (i) have operated at least one open-enrollment charter school with enrolled students in the State for at least three years; (ii) agree that the bonded indebtedness for which the guarantee is sought will be undertaken as an obligation of all entities under common control of the open-enrollment charter holder, and that all such entities will be liable for the obligation if the open-enrollment charter holder defaults on the bonded indebtedness, provided, however, that an entity that does not operate a charter school in Texas is subject to this provision only to the extent it has received state funds from the open-enrollment charter holder; (iii) have had completed for the past three years an audit for each such year that included unqualified or unmodified audit opinions; and (iv) have received an investment grade credit rating within the last year. Upon receipt of an application for guarantee under the Charter District Bond Guarantee Program, the Education Commissioner is required to conduct an investigation into the financial status of the applicant charter district and of the accreditation status of all open-enrollment charter schools operated under the charter, within the scope set forth in the CDBGP Rules. Such financial investigation must establish that an applying charter district has a historical debt service coverage ratio, based on annual debt service, of at least 1.1 for the most recently completed fiscal year, and a projected debt service coverage ratio, based on projected revenues and expenses and maximum annual debt service, of at least 1.2. The failure of an open-enrollment charter holder to comply with the Act or the applicable regulations, including by making any material misrepresentations in the charter holder's application for charter district designation or guarantee under the Charter District Bond Guarantee Program, constitutes a material violation of the open-enrollment charter holder's charter.

From time to time, TEA has limited new guarantees under the Charter District Bond Guarantee Program to conform to capacity limits specified by the Act. Legislation enacted during the Legislature's 2017 regular session modified the manner of calculating the capacity of the Charter District Bond Guarantee Program (the "CDBGP Capacity"), which further increased the amount of the CDBGP Capacity. The CDBGP Capacity is made available from the capacity of the Guarantee Program but is not reserved exclusively for the Charter District Bond Guarantee Program. See "Capacity Limits for the Guarantee Program" and "2017 Legislative Changes to the Charter District Bond Guarantee Program." Other factors that could increase the CDBGP Capacity include Fund investment performance, future increases in the Guarantee Program multiplier, changes in State law that govern the calculation of the CDBGP Capacity, as described below, changes in State or federal law or regulations related to the Guarantee Program limit, growth in the relative percentage of students enrolled in open-enrollment charter schools to the total State scholastic census, legislative and administrative changes in funding for charter districts, changes in level of school district or charter district participation in the Guarantee Program, or a combination of such circumstances.

### **Capacity Limits for the Guarantee Program**

The capacity of the Fund to guarantee bonds under the Guarantee Program is limited to the lesser of that imposed by State law (the "State Capacity Limit") and that imposed by regulations and a notice issued by the IRS (the "IRS Limit", with the limit in effect at any given time being the "Capacity Limit"). From 2005 through 2009, the Guarantee Program twice reached capacity under the IRS Limit, and in each instance the Guarantee Program was closed to new bond guarantee applications until relief was obtained from the IRS. The most recent closure of the Guarantee Program commenced in March 2009 and the Guarantee Program reopened in February 2010 on the basis of receipt of the IRS Notice.

Prior to 2007, various legislation was enacted modifying the calculation of the State Capacity limit; however, in 2007, Senate Bill 389 ("SB 389") was enacted, providing for increases in the capacity of the Guarantee Program, and specifically providing that the SBOE may by rule increase the capacity of the Guarantee Program from two and one-half times the cost value of the PSF to an amount not to exceed five times the cost value of the PSF, provided that the increased limit does not violate federal law and regulations and does not prevent bonds guaranteed by the Guarantee Program from receiving the highest available credit rating, as determined by the SBOE. SB 389 further provided that the SBOE shall at least annually consider whether to change the capacity of the Guarantee Program. Additionally, on May 21, 2010, the SBOE modified the SDBGP Rules, and increased the State Capacity Limit to an amount equal to three times the cost value of the PSF. Such modified regulations, including the revised capacity rule, became effective on July 1, 2010. The SDBGP Rules provide that the Education Commissioner may reduce the multiplier to maintain the AAA credit rating of the Guarantee Program but also provide that any changes to the multiplier made by the Education Commissioner are to be ratified or rejected by the SBOE at the next meeting following the change. See "Valuation of the PSF and Guaranteed Bonds" below.

Since September 2015, the SBOE has periodically voted to change the capacity multiplier as shown in the following table.

<u>Changes in SBOE-determined multiplier for State Capacity Limit</u>	
<u>Date</u>	<u>Multiplier</u>
Prior to May 2010	2.50
May 2010	3.00
September 2015	3.25
February 2017	3.50
September 2017	3.75
February 2018 (current)	3.50

Prior to the issuance of the IRS Notice (defined below), the capacity of the program under the IRS Limit was limited to two and one-half times the lower of cost or fair market value of the Fund’s assets adjusted by a factor that excluded additions to the Fund made since May 14, 1989. That limitation was a dynamic number that depended in large part on the market value of the Fund from time to time. On December 16, 2009, the IRS published Notice 2010-5 (the “IRS Notice”) stating that the IRS would issue proposed regulations amending the existing regulations to raise the IRS limit to 500% of the total cost of the assets held by the PSF as of December 16, 2009 (a static number). In accordance with the IRS Notice, the amount of any new bonds to be guaranteed by the PSF, together with the then outstanding amount of bonds previously guaranteed by the PSF, must not exceed the IRS limit on the sale date of the new bonds to be guaranteed. The IRS Notice further provided that the IRS Notice may be relied upon for bonds sold on or after December 16, 2009, and before the effective date of future regulations or other public administrative guidance affecting funds like the PSF.

On September 16, 2013, the IRS published proposed regulations (the “Proposed IRS Regulations”) that, among other things, would enact the IRS Notice. The preamble to the Proposed IRS Regulations provides that issuers may elect to apply the Proposed IRS Regulations, in whole or in part, to bonds sold on or after September 16, 2013, and before the date that final regulations became effective.

On July 18, 2016, the IRS issued final regulations enacting the IRS Notice (the “Final IRS Regulations”). The Final IRS Regulations are effective for bonds sold on or after October 17, 2016. The IRS Notice, the Proposed IRS Regulations and the Final IRS Regulations establish a static capacity for the Guarantee Program based upon the cost value of Fund assets on December 16, 2009, multiplied by five. On December 16, 2009, the cost value of the Guarantee Program was \$23,463,730,608 (estimated and unaudited), thereby producing an IRS Limit of approximately \$117.3 billion in principal amount of guaranteed bonds outstanding.

The State Capacity Limit increased from \$135,449,634,408 on August 31, 2021 to \$148,789,725,175 on August 31, 2022 (but at such date the IRS Limit (\$117,318,653,038) remained the lower of the two, so it is the current Capacity Limit for the Fund).

Since July 1991, when the SBOE amended the Guarantee Program Rules to broaden the range of bonds that are eligible for guarantee under the Guarantee Program to encompass most Texas school district bonds, the principal amount of bonds guaranteed under the Guarantee Program has increased sharply. In addition, in recent years a number of factors have caused an increase in the amount of bonds issued by school districts in the State. See the table “Permanent School Fund Guaranteed Bonds” below. Effective March 1, 2023, the Act, as amended through the Regulatory Recodification, provides that the SBOE may establish a percentage of the Capacity Limit to be reserved from use in guaranteeing bonds (the “Capacity Reserve”). The SDBGP Rules provide for a maximum Capacity Reserve for the overall Guarantee Program of 5% and provide that the amount of the Capacity Reserve may be increased or decreased by a majority vote of the SBOE based on changes in the cost value, asset allocation, and risk in the portfolio, or may be increased or decreased by the Education Commissioner as necessary to prudently manage fund capacity and preserve the AAA credit rating of the Guarantee Program (subject to ratification or rejection by the SBOE at the next meeting for which an item can be posted). The CDBGP Rules provide for an additional reserve of CDBGP Capacity determined by calculating an equal percentage as established by the SBOE for the Capacity Reserve, applied to the CDBGP Capacity. Effective March 1, 2023, the Capacity Reserve is 0.25%. The Capacity Reserve is noted in the monthly updates with respect to the capacity of the Guarantee Program on the TEA web site at [http://tea.texas.gov/Finance\\_and\\_Grants/Permanent\\_School\\_Fund/](http://tea.texas.gov/Finance_and_Grants/Permanent_School_Fund/), which are also filed with the MSRB.

Based upon historical performance of the Fund, the legal restrictions relating to the amount of bonds that may be guaranteed has generally resulted in a lower ratio of guaranteed bonds to available assets as compared to many other types of credit enhancements that may be available for Texas school district bonds and charter district bonds. However, the ratio of Fund assets to guaranteed bonds and the growth of the Fund in general could be adversely affected by a number of factors, including Fund investment performance, investment objectives of the Fund, an increase in bond issues by school districts in the State or legal restrictions on the Fund, changes in State laws that implement funding decisions for school districts and charter districts, which could adversely affect the credit quality of those districts, the implementation of the Charter District Bond Guarantee Program, or significant changes in distributions to the ASF. The issuance of the IRS Notice and the Final IRS Regulations resulted in a substantial increase in the amount of bonds guaranteed under the Guarantee Program.

As of January 2023, the monthly updates with respect to the capacity of the Guarantee Program on the TEA web site projected a remaining capacity under the IRS Limit of \$194.1 million out of the approximately \$117.3 billion of authorized capacity. Effective March 1, 2023, the change in the Capacity Reserve from 5% to 0.25%, as discussed above, freed up approximately \$5.9 billion in Guarantee Program

capacity. No representation is made as to how quickly the additional capacity from changing the Capacity Reserve will remain available, and the capacity of the Guarantee Program is subject to change due to a number of factors, including changes in bond issuance volume throughout the State and some bonds receiving guarantee approvals may not close. Additional capacity could become available for new applicants from time to time, through, among other measures, the principal retirement of outstanding guaranteed bonds. As the amount of guaranteed bonds approaches the IRS Limit, the SBOE continues to seek changes to the existing federal tax law requirements regarding the Guarantee Program with the objective of obtaining an increase in the IRS Limit. Such changes include regulatory modifications and implementation of federal legislation, and no assurances can be given as to the timing of the foregoing or the SBOE's success in that undertaking.

### **2017 Legislative Changes to the Charter District Bond Guarantee Program**

The CDBGP Capacity is established by the Act. During the 85th Texas Legislature, which concluded on May 29, 2017, Senate Bill 1480 ("SB 1480") was enacted. SB 1480 amended the Act to modify how the CDBGP Capacity is established effective as of September 1, 2017 and made other substantive changes to the Charter District Bond Guarantee Program. Prior to the enactment of SB 1480, the CDBGP Capacity was calculated as the Capacity Limit less the amount of outstanding bond guarantees under the Guarantee Program multiplied by the percentage of charter district scholastic population relative to the total public school scholastic population. SB 1480 amended the CDBGP Capacity calculation so that the Capacity Limit is multiplied by the percentage of charter district scholastic population relative to the total public school scholastic population prior to the subtraction of the outstanding bond guarantees, thereby increasing the CDBGP Capacity.

The percentage of the charter district scholastic population to the overall public school scholastic population has grown from 3.53% in September 2012 to 7.36% in March 2023. TEA is unable to predict how the ratio of charter district students to the total State scholastic population will change over time.

In addition to modifying the manner of determining the CDBGP Capacity, SB 1480 provided that the Education Commissioner's investigation of a charter district application for guarantee may include an evaluation of whether the charter district bond security documents provide a security interest in real property pledged as collateral for the bond and the repayment obligation under the proposed guarantee. The Education Commissioner may decline to approve the application if the Education Commissioner determines that sufficient security is not provided. The Act and the CDBGP Rules also require the Education Commissioner to make an investigation of the accreditation status and financial status for a charter district applying for a bond guarantee.

Since the initial authorization of the Charter District Bond Guarantee Program, the Act has established a bond guarantee reserve fund in the State treasury (the "Charter District Reserve Fund"). Formerly, the Act provided that each charter district that has a bond guaranteed must annually remit to the Education Commissioner, for deposit in the Charter District Reserve Fund, an amount equal to 10% of the savings to the charter district that is a result of the lower interest rate on its bonds due to the guarantee by the PSF. SB 1480 modified the Act insofar as it pertains to the Charter District Reserve Fund. Effective September 1, 2017, the Act provides that a charter district that has a bond guaranteed must remit to the Education Commissioner, for deposit in the Charter District Reserve Fund, an amount equal to 20% of the savings to the charter district that is a result of the lower interest rate on the bond due to the guarantee by the PSF. The amount due shall be paid on receipt by the charter district of the bond proceeds. However, the deposit requirement will not apply if the balance of the Charter District Reserve Fund is at least equal to 3.00% of the total amount of outstanding guaranteed bonds issued by charter districts. At March 17, 2023, the Charter District Reserve Fund contained \$85,259,403, which represented approximately 2.18% of the guaranteed charter district bonds. The Reserve Fund is held and invested as a non-commingled fund under the administration of the PSF Corporation staff.

### **Charter District Risk Factors**

Open-enrollment charter schools in the State may not charge tuition and, unlike school districts, charter districts have no taxing power. Funding for charter district operations is largely from amounts appropriated by the Legislature. Additionally, the amount of State payments a charter district receives is based on a variety of factors, including the enrollment at the schools operated by a charter district, and may be affected by the State's economic performance and other budgetary considerations and various political considerations.

Other than credit support for charter district bonds that is provided to qualifying charter districts by the Charter District Bond Guarantee Program, State funding for charter district facilities construction is limited to a program established by the Legislature in 2017, which provides \$60 million per year for eligible charter districts with an acceptable performance rating for a variety of funding purposes, including for lease or purchase payments for instructional facilities. Since State funding for charter facilities is limited, charter schools generally issue revenue bonds to fund facility construction and acquisition, or fund facilities from cash flows of the school. Some charter districts have issued non-guaranteed debt in addition to debt guaranteed under the Charter District Bond Guarantee Program, and such non-guaranteed debt is likely to be secured by a deed of trust covering all or part of the charter district's facilities. In March 2017, the TEA began requiring charter districts to provide the TEA with a lien against charter district property as a condition to receiving a guarantee under the Charter District Bond Guarantee Program. However, charter district bonds issued and guaranteed under the Charter District Bond Guarantee Program prior to the implementation of the new requirement did not have the benefit of a security interest in real property,

although other existing debts of such charter districts that are not guaranteed under the Charter District Bond Guarantee Program may be secured by real property that could be foreclosed on in the event of a bond default.

As a general rule, the operation of a charter school involves fewer State requirements and regulations for charter holders as compared to other public schools, but the maintenance of a State-granted charter is dependent upon on-going compliance with State law and regulations, which are monitored by TEA. TEA has a broad range of enforcement and remedial actions that it can take as corrective measures, and such actions may include the loss of the State charter, the appointment of a new board of directors to govern a charter district, the assignment of operations to another charter operator, or, as a last resort, the dissolution of an open-enrollment charter school. Charter holders are governed by a private board of directors, as compared to the elected boards of trustees that govern school districts.

As described above, the Act includes a funding “intercept” function that applies to both the School District Bond Guarantee Program and the Charter District Bond Guarantee Program. However, school districts are viewed as the “educator of last resort” for students residing in the geographical territory of the district, which makes it unlikely that State funding for those school districts would be discontinued, although the TEA can require the dissolution and merger into another school district if necessary to ensure sound education and financial management of a school district. That is not the case with a charter district, however, and open-enrollment charter schools in the State have been dissolved by TEA from time to time. If a charter district that has bonds outstanding that are guaranteed by the Charter District Bond Guarantee Program should be dissolved, debt service on guaranteed bonds of the district would continue to be paid to bondholders in accordance with the Charter District Bond Guarantee Program, but there would be no funding available for reimbursement of the PSF by the Comptroller for such payments. As described under “The Charter District Bond Guarantee Program,” the Act established the Charter District Reserve Fund, to serve as a reimbursement resource for the PSF.

**Infectious Disease Outbreak**

Since the onset of the COVID-19 pandemic in March 2020, TEA and TEA investment management for the PSF have continued to operate and function pursuant to the TEA continuity of operations plan developed as mandated in accordance with Texas Labor Code Section 412.054. That plan was designed to ensure performance of the Agency’s essential missions and functions under such threats and conditions in the event of, among other emergencies, a pandemic event.

Circumstances regarding the COVID-19 pandemic continue to evolve; for additional information on these events in the State, reference is made to the website of the Governor, <https://gov.texas.gov/>, and, with respect to public school events, the website of TEA, <https://tea.texas.gov/texas-schools/safe-and-healthy-schools/coronavirus-covid-19-support-and-guidance>.

TEA cannot predict whether any school or charter district may experience short- or longer-term cash flow emergencies as a direct or indirect effect of COVID-19 that would require a payment from the PSF to be made to a paying agent for a guaranteed bond. However, through the end of February 2023, no school district or charter district had failed to perform with respect to making required payments on their guaranteed bonds. Information regarding the respective financial operations of the issuer of bonds guaranteed, or to be guaranteed, by the PSF is provided by such issuers in their respective bond offering documents and the TEA takes no responsibility for the respective information, as it is provided by the respective issuers.

**Ratings of Bonds Guaranteed Under the Guarantee Program**

Moody’s Investors Service, Inc., S&P Global Ratings and Fitch Ratings, Inc. rate bonds guaranteed by the PSF “Aaa,” “AAA” and “AAA,” respectively. Not all districts apply for multiple ratings on their bonds, however. See “RATING” herein.

**Valuation of the PSF and Guaranteed Bonds**

<b>Permanent School Fund Valuations</b>		
Fiscal Year Ended 8/31	Book Value <sup>(1)</sup>	Market Value <sup>(1)</sup>
2018	\$ 33,860,358,647	\$ 44,074,197,940
2019	35,288,344,219	46,464,447,981
2020	36,642,000,738	46,764,059,745
2021	38,699,895,545	55,582,252,097
2022 <sup>(2)</sup>	42,511,350,050	56,754,515,757

<sup>(1)</sup> SLB managed assets are included in the market value and book value of the Fund. In determining the market value of the PSF from time to time during a fiscal year, the current, unaudited values for PSF investment portfolios and cash held by the SLB are used. With respect to SLB managed assets shown in the table above, market values of land and mineral interests, internally managed real estate, investments in externally managed real estate funds and cash are based upon information reported to the PSF Corporation by the SLB.

The SLB reports that information to the PSF Corporation on a quarterly basis. The valuation of such assets at any point in time is dependent upon a variety of factors, including economic conditions in the State and nation in general, and the values of these assets, and, in particular, the valuation of mineral holdings administered by the SLB, can be volatile and subject to material changes from period to period.

<sup>(2)</sup> At August 31, 2022, mineral assets, sovereign and other lands and discretionary internal investments, investments with external managers, and cash managed by the SLB had book values of approximately \$13.4 million, \$180.6 million, \$5,433.0 million, and \$1,257.5 million, respectively, and market values of approximately \$5,622.2 million, \$699.8 million, \$6,262.5 million, and \$1,257.52 million, respectively.

<b>Permanent School Fund Guaranteed Bonds</b>	
At 8/31	Principal Amount <sup>(1)</sup>
2018	\$79,080,901,069
2019	84,397,900,203
2020	90,336,680,245
2021	95,259,161,922
2022	103,239,495,929 <sup>(2)</sup>

<sup>(1)</sup> Represents original principal amount; does not reflect any subsequent accretions in value for compound interest bonds (zero coupon securities). The amount shown excludes bonds that have been refunded and released from the Guarantee Program. The TEA does not maintain records of the accreted value of capital appreciation bonds that are guaranteed under the Guarantee Program.

<sup>(2)</sup> At August 31, 2022 (the most recent date for which such data is available), the TEA expected that the principal and interest to be paid by school districts and charter districts over the remaining life of the bonds guaranteed by the Guarantee Program was \$156,825,227,335, of which \$53,585,731,406 represents interest to be paid. As shown in the table above, at August 31, 2022, there were \$103,239,495,929 in principal amount of bonds guaranteed under the Guarantee Program. Using the IRS Limit of \$117,318,653,038 (the IRS Limit is currently the Capacity Limit), net of the Capacity Reserve, as of March 17, 2023, 7.36% of the Guarantee Program's capacity was available to the Charter District Bond Guarantee Program. As of March 17, 2023, the amount of outstanding bond guarantees represented 89.46% of the Capacity Limit (which is currently the IRS Limit). March 17, 2023 values are based on unaudited data, which is subject to adjustment.

#### **Permanent School Fund Guaranteed Bonds by Category<sup>(1)</sup>**

Fiscal Year Ended 8/31	School District Bonds		Charter District Bonds		Totals	
	No. of Issues	Principal Amount (\$)	No. of Issues	Principal Amount (\$)	No. of Issues	Principal Amount (\$)
2018	3,249	77,647,966,069	44	1,432,935,000	3,293	79,080,901,069
2019	3,297	82,537,755,203	49	1,860,145,000	3,346	84,397,900,203
2020	3,296	87,800,478,245	64	2,536,202,000	3,360	90,336,680,245
2021	3,346	91,951,175,922	83	3,307,986,000	3,429	95,259,161,922
2022 <sup>(2)</sup>	3,348	99,528,099,929	94	3,711,396,000	3,442	103,239,495,929

<sup>(1)</sup> Represents original principal amount; does not reflect any subsequent accretions in value for compound interest bonds (zero coupon securities). The amount shown excludes bonds that have been refunded and released from the Guarantee Program.

<sup>(2)</sup> At March 17, 2023 (based on unaudited data, which is subject to adjustment), there were \$104,953,879,666 in principal amount of bonds guaranteed under the Guarantee Program, representing 3,296 school district issues, aggregating \$101,038,728,666 in principal amount and 99 charter district issues, aggregating \$3,915,151,000 in principal amount. At March 17, 2023 the projected guarantee capacity available was \$5,413,975,055 (based on unaudited data, which is subject to adjustment).

#### **Discussion and Analysis Pertaining to Fiscal Year Ended August 31, 2022**

The following discussion is derived from the Annual Report for the year ended August 31, 2022, including the Message of the Executive Administrator of the Fund and the Management's Discussion and Analysis contained therein. Reference is made to the Annual Report, as filed with the MSRB, for the complete Message and MD&A. Investment assets managed by the fifteen member SBOE are referred to throughout this MD&A as the PSF(SBOE) and, with respect to the Liquid Account, Liquid(SBOE) assets. As of August 31, 2022, the Fund's land, mineral rights and certain real assets are managed by the five-member SLB and these assets are referred to throughout as the PSF(SLB) assets. The current PSF(SBOE) asset allocation policy includes an allocation for real estate investments, and as such investments are made, and become a part of the PSF(SBOE) investment portfolio, those investments will be managed by the SBOE and not the SLB.

At the end of fiscal 2022, the Fund balance was \$56.8 billion, an increase of \$1.2 billion from the prior year. This increase is primarily due to overall net increases in value of the various asset classes in which the Fund is invested. During the year, the SBOE continued

implementing the long-term strategic asset allocation, diversifying the PSF(SBOE) to strengthen the Fund. The asset allocation is projected to increase returns over the long run while reducing risk and portfolio return volatility. The PSF(SBOE) annual rates of return for the one-year, five-year, and ten-year periods ending August 31, 2022, net of fees, were -6.80%, 6.54% and 7.33%, respectively, and the Liquid(SBOE) annual rate of return for the one-year and three-year periods ending August 31, 2022, net of fees, was -10.24% and -1.23% (total return takes into consideration the change in the market value of the Fund during the year as well as the interest and dividend income generated by the Fund's investments). In addition, the SLB continued its shift into externally managed real asset investment funds, and the one-year, five-year, and ten-year annualized total returns for the PSF(SLB) externally managed real assets, net of fees and including cash, were 32.29%, 8.42%, and 7.40%, respectively.

The Fund is invested in global markets and experiences volatility commensurate with the related indices. The Fund is broadly diversified and benefits from the cost structure of its investment program. Changes continue to be researched, crafted and implemented to make the cost structure more effective and efficient. See "Comparative Investment Schedule - PSF(SBOE)" for the PSF(SBOE) holdings as of August 31, 2022.

As of August 31, 2022, the SBOE has approved, and the Fund made capital commitments to, externally managed real estate investment funds in a total amount of \$7.3 billion and capital commitments to private equity limited partnerships for a total of \$10.1 billion. Unfunded commitments at August 31, 2022, totaled \$2.4 billion in real estate investments and \$2.9 billion in private equity investments.

#### PSF Returns Fiscal Year Ended 8-31-2022<sup>1</sup>

Portfolio	Return	Benchmark Return <sup>2</sup>
Total PSF(SBOE) Portfolio	(6.80)%	(6.37)%
Domestic Large Cap Equities(SBOE)	(11.08)	(11.23)
Domestic Small/Mid Cap Equities(SBOE)	(10.96)	(10.90)
International Equities(SBOE)	(19.72)	(19.52)
Emerging Market Equity(SBOE)	(22.85)	(21.80)
Fixed Income(SBOE)	(12.16)	(11.52)
Treasuries	(22.82)	(22.64)
Absolute Return(SBOE)	(0.55)	(5.66)
Real Estate(SBOE)	23.31	20.56
Private Equity(SBOE)	3.17	8.43
Real Return(SBOE)	2.98	3.09
Emerging Market Debt(SBOE)	(17.95)	(19.43)
Liquid Large Cap Equity(SBOE)	(10.39)	(11.23)
Liquid Small Cap Equity(SBOE)	(10.63)	(10.90)
Liquid International Equity(SBOE)	(19.34)	(19.52)
Liquid Short-Term Fixed Income(SBOE)	(4.27)	(4.01)
Liquid Core Bonds(SBOE)	(11.30)	(11.52)
Liquid TIPS(SBOE)	(5.78)	(5.98)
Liquid Transition Cash Reserves(SBOE)	1.65	0.38
Liquid Combined(SBOE)	(10.24)	(10.88)
PSF(SLB)	(32.29)	N/A

<sup>1</sup> Time weighted rates of return adjusted for cash flows for the PSF(SBOE) investment assets. Does not include GLO managed real estate or real assets. Returns are net of fees. Source: PSF Annual Report for year ended August 31, 2022.

<sup>2</sup> Benchmarks are as set forth in the PSF Annual Report for year ended August 31, 2022.

The PSF(SLB) portfolio is generally characterized by three broad categories: (1) discretionary real assets investments, (2) sovereign and other lands, and (3) mineral interests. Discretionary real assets investments consist of externally managed real estate, infrastructure, and energy/minerals investment funds; internally managed direct real estate investments, and cash. Sovereign and other lands consist primarily of the lands set aside to the PSF when it was created. Mineral interests consist of all of the minerals that are associated with PSF lands. The investment focus of PSF(SLB) discretionary real assets investments has shifted from internally managed direct real estate investments to externally managed real assets investment funds. The PSF(SLB) makes investments in certain limited partnerships that legally commit it to possible future capital contributions. At August 31, 2022, the remaining commitments totaled approximately \$1.94 billion.

For fiscal year 2022, total revenues, inclusive of unrealized gains and losses and net of security lending rebates and fees, totaled \$3.5 billion, a decrease of \$7.3 billion from fiscal year 2021 earnings of \$10.8 billion. The total change in the fair value of the Fund investments is consistent with the change in value of the markets in which those investments were made. In fiscal year 2022, revenues earned by the Fund included gains realized on the sale of land and real estate owned by the Fund; lease payments, bonuses and royalty income received from oil, gas and mineral leases; lease payments from commercial real estate; surface lease and easement revenues; revenues from the resale of natural and liquid gas supplies; dividends, interest, and securities lending revenues; the net change in the fair value of the investment portfolio and externally managed real assets investment funds; and other miscellaneous fees and income.

Expenditures are paid from the Fund before distributions are made under the total return formula. Such expenditures include the costs incurred by the SLB to manage the land endowment, as well as operational costs of the Fund, including external management fees paid from appropriated funds. Total operating expenditures, net of security lending rebates and fees, increased 3.0% for the fiscal year ending August 31, 2022. This increase is primarily attributable to an increase in PSF(SLB) quantities of purchased gas for resale in the State Energy Management Program, which is administered by the SLB as part of the Fund, as well as increases in operational costs.

The Fund directly supports the public school system in the State by distributing a predetermined percentage of its asset value to the ASF. For fiscal years 2021 and 2022, the distribution from the SBOE to the ASF totaled \$1.1 billion and \$1.7 billion, respectively. Distributions from the SLB to the ASF for fiscal years 2021 and 2022 totaled \$600 and \$415 million, respectively.

At the end of the 2022 fiscal year, PSF assets guaranteed \$103.2 billion in bonds issued by 898 local school districts and charter districts, the latter of which entered into the Guarantee Program during the 2014 fiscal year. Since its inception in 1983, the Fund has guaranteed 8,554 school district and charter district bond issues totaling \$239.7 billion in principal amount. During the 2022 fiscal year, the number of outstanding issues guaranteed under the Guarantee Program totaled 3,442. The dollar amount of guaranteed school and charter bond issues outstanding increased by \$7.98 billion or 8.4%. The State Capacity Limit increased by \$13.3 billion, or 9.8%, during fiscal year 2022 due to continued growth in the cost basis of the Fund used to calculate that Program capacity limit. The effective capacity of the Guarantee Program did not increase during fiscal year 2022 as the IRS Limit was reached in a prior fiscal year, and it is the lower of the two capacity limits for the Guarantee Program.

### **Other Events and Disclosures**

The State Investment Ethics Code governs the ethics and disclosure requirements for financial advisors and other service providers who advise certain State governmental entities, including the PSF. The SBOE code of ethics provides ethical standards for SBOE members, the Education Commissioner, TEA staff, and persons who provide services to the SBOE relating to the Fund. As part of the Regulatory Recodification, the PSF Corporation developed its own ethics policy as required by SB 1232, which provides basic ethical principles, guidelines, and standards of conduct relating to the management and investment of the Fund in accordance with the requirements of §43.058 of the Texas Education Code, as amended. The SBOE code of ethics is codified in the Texas Administrative Code at 19 TAC sections 33.4 et seq. and is available on the TEA web site at <https://tea.texas.gov/sites/default/files/ch033a.pdf>. The PSF Corporation's ethics policy is posted to the PSF Corporation's website at [texaspsf.org](https://texaspsf.org).

In addition, the SLB and GLO have established processes and controls over the administration of real estate transactions and are subject to provisions of the Texas Natural Resources Code and internal procedures in administering real estate transactions for Fund assets it manages.

As of August 31, 2022, certain lawsuits were pending against the State and/or the GLO, which challenge the Fund's title to certain real property and/or past or future mineral income from that property, and other litigation arising in the normal course of the investment activities of the PSF. Reference is made to the Annual Report, when filed, for a description of such lawsuits that are pending, which may represent contingent liabilities of the Fund.

### **PSF Continuing Disclosure Undertaking**

The Regulatory Recodification included the codification of the TEA's undertaking pursuant to Rule 15c2-12 (the "TEA Undertaking") pertaining to the PSF and the Guarantee Program. As of March 1, 2023, the TEA Undertaking is codified at 19 TAC 33.8, which relates to the Guarantee Program and is available at [available at https://tea.texas.gov/sites/default/files/ch033a.pdf](https://tea.texas.gov/sites/default/files/ch033a.pdf).

Through the codification of the TEA Undertaking and its commitment to guarantee bonds, the TEA has made the following agreement for the benefit of the issuers, holders and beneficial owners of guaranteed bonds. The TEA (or its successor with respect to the management of the Guarantee Program) is required to observe the agreement for so long as it remains an "obligated person," within the meaning of Rule 15c2-12, with respect to guaranteed bonds. Nothing in the TEA Undertaking obligates the TEA to make any filings or disclosures with respect to guaranteed bonds, as the obligations of the TEA under the TEA Undertaking pertain solely to the Guarantee Program. The issuer or an "obligated person" of the guaranteed bonds has assumed the applicable obligation under Rule 15c2-12 to make all disclosures and filings relating directly to guaranteed bonds, and the TEA takes no responsibility with respect to such undertakings. Under the TEA Undertaking, the TEA will be obligated to provide annually certain updated financial information and operating data, and timely notice of specified material events, to the MSRB.

The MSRB has established the Electronic Municipal Market Access ("EMMA") system, and the TEA is required to file its continuing disclosure information using the EMMA system. Investors may access continuing disclosure information filed with the MSRB at [www.emma.msrb.org](http://www.emma.msrb.org), and the continuing disclosure filings of the TEA with respect to the PSF can be found at <https://emma.msrb.org/IssueView/Details/ER355077> or by searching for "Texas Permanent School Fund Bond Guarantee Program" on EMMA.



## **Annual Reports**

The TEA will annually provide certain updated financial information and operating data to the MSRB. The information to be updated includes all quantitative financial information and operating data with respect to the Guarantee Program and the PSF of the general type included in this offering document under the heading "THE PERMANENT SCHOOL FUND GUARANTEE PROGRAM." The information also includes the Annual Report. The TEA will update and provide this information within six months after the end of each fiscal year.

The TEA may provide updated information in full text or may incorporate by reference certain other publicly-available documents, as permitted by Rule 15c2-12. The updated information includes audited financial statements of, or relating to, the State or the PSF, when and if such audits are commissioned and available. Financial statements of the State will be prepared in accordance with generally accepted accounting principles as applied to state governments, as such principles may be changed from time to time, or such other accounting principles as the State Auditor is required to employ from time to time pursuant to State law or regulation. The financial statements of the Fund are required to be prepared to conform to U.S. Generally Accepted Accounting Principles as established by the Governmental Accounting Standards Board.

The Fund is reported by the State of Texas as a permanent fund and accounted for on a current financial resources measurement focus and the modified accrual basis of accounting. Measurement focus refers to the definition of the resource flows measured. Under the modified accrual basis of accounting, all revenues reported are recognized based on the criteria of availability and measurability. Assets are defined as available if they are in the form of cash or can be converted into cash within 60 days to be usable for payment of current liabilities. Amounts are defined as measurable if they can be estimated or otherwise determined. Expenditures are recognized when the related fund liability is incurred.

The State's current fiscal year end is August 31. Accordingly, the TEA must provide updated information by the last day of February in each year, unless the State changes its fiscal year. If the State changes its fiscal year, the TEA will notify the MSRB of the change.

## **Event Notices**

The TEA will also provide timely notices of certain events to the MSRB. Such notices will be provided not more than ten business days after the occurrence of the event. The TEA will provide notice of any of the following events with respect to the Guarantee Program: (1) principal and interest payment delinquencies; (2) non-payment related defaults, if such event is material within the meaning of the federal securities laws; (3) unscheduled draws on debt service reserves reflecting financial difficulties; (4) unscheduled draws on credit enhancements reflecting financial difficulties; (5) substitution of credit or liquidity providers, or their failure to perform; (6) adverse tax opinions, the issuance by the IRS of proposed or final determinations of taxability, Notices of Proposed Issue (IRS Form 5701-TEB), or other material notices or determinations with respect to the tax status of the Guarantee Program, or other material events affecting the tax status of the Guarantee Program; (7) modifications to rights of holders of bonds guaranteed by the Guarantee Program, if such event is material within the meaning of the federal securities laws; (8) bond calls, if such event is material within the meaning of the federal securities laws, and tender offers; (9) defeasances; (10) release, substitution, or sale of property securing repayment of bonds guaranteed by the Guarantee Program, if such event is material within the meaning of the federal securities laws; (11) rating changes of the Guarantee Program; (12) bankruptcy, insolvency, receivership, or similar event of the Guarantee Program (which is considered to occur when any of the following occur: the appointment of a receiver, fiscal agent, or similar officer for the Guarantee Program in a proceeding under the United States Bankruptcy Code or in any other proceeding under state or federal law in which a court or governmental authority has assumed jurisdiction over substantially all of the assets or business of the Guarantee Program, or if such jurisdiction has been assumed by leaving the existing governing body and officials or officers in possession but subject to the supervision and orders of a court or governmental authority, or the entry of an order confirming a plan of reorganization, arrangement, or liquidation by a court or governmental authority having supervision or jurisdiction over substantially all of the assets or business of the Guarantee Program); (13) the consummation of a merger, consolidation, or acquisition involving the Guarantee Program or the sale of all or substantially all of its assets, other than in the ordinary course of business, the entry into a definitive agreement to undertake such an action or the termination of a definitive agreement relating to any such actions, other than pursuant to its terms, if such event is material within the meaning of the federal securities laws; (14) the appointment of a successor or additional trustee with respect to the Guarantee Program or the change of name of a trustee, if such event is material within the meaning of the federal securities laws; (15) the incurrence of a financial obligation of the Guarantee Program, if material, or agreement to covenants, events of default, remedies, priority rights, or other similar terms of a financial obligation of the Guarantee Program, any of which affect security holders, if material; and (16) default, event of acceleration, termination event, modification of terms, or other similar events under the terms of a financial obligation of the Guarantee Program, any of which reflect financial difficulties. (Neither the Act nor any other law, regulation or instrument pertaining to the Guarantee Program make any provision with respect to the Guarantee Program for bond calls, debt service reserves, credit enhancement, liquidity enhancement, early redemption or the appointment of a trustee with respect to the Guarantee Program.) In addition, the TEA will provide timely notice of any failure by the TEA to provide information, data, or financial statements in accordance with its agreement described above under "Annual Reports."

## **Availability of Information**

The TEA has agreed to provide the foregoing information only to the MSRB and to transmit such information electronically to the MSRB in such format and accompanied by such identifying information as prescribed by the MSRB. The information is available from the MSRB to the public without charge at [www.emma.msrb.org](http://www.emma.msrb.org).

## **Limitations and Amendments**

The TEA has agreed to update information and to provide notices of material events only as described above. The TEA has not agreed to provide other information that may be relevant or material to a complete presentation of its financial results of operations, condition, or prospects or agreed to update any information that is provided, except as described above. The TEA makes no representation or warranty concerning such information or concerning its usefulness to a decision to invest in or sell Bonds at any future date. The TEA disclaims any contractual or tort liability for damages resulting in whole or in part from any breach of its continuing disclosure agreement or from any statement made pursuant to its agreement, although holders of Bonds may seek a writ of mandamus to compel the TEA to comply with its agreement.

The continuing disclosure agreement of the TEA is made only with respect to the PSF and the Guarantee Program. The issuer of guaranteed bonds or an obligated person with respect to guaranteed bonds may make a continuing disclosure undertaking in accordance with Rule 15c2-12 with respect to its obligations arising under Rule 15c2-12 pertaining to financial information and operating data concerning such entity and events notices relating to such guaranteed bonds. A description of such undertaking, if any, is included elsewhere in this offering document.

This continuing disclosure agreement may be amended by the TEA from time to time to adapt to changed circumstances that arise from a change in legal requirements, a change in law, or a change in the identity, nature, status, or type of operations of the TEA, but only if (1) the provisions, as so amended, would have permitted an underwriter to purchase or sell guaranteed bonds in the primary offering of such bonds in compliance with Rule 15c2-12, taking into account any amendments or interpretations of Rule 15c2-12 since such offering as well as such changed circumstances and (2) either (a) the holders of a majority in aggregate principal amount of the outstanding bonds guaranteed by the Guarantee Program consent to such amendment or (b) a person that is unaffiliated with the TEA (such as nationally recognized bond counsel) determines that such amendment will not materially impair the interest of the holders and beneficial owners of the bonds guaranteed by the Guarantee Program. The TEA may also amend or repeal the provisions of its continuing disclosure agreement if the SEC amends or repeals the applicable provision of Rule 15c2-12 or a court of final jurisdiction enters judgment that such provisions of Rule 15c2-12 are invalid, but only if and to the extent that the provisions of this sentence would not prevent an underwriter from lawfully purchasing or selling bonds guaranteed by the Guarantee Program in the primary offering of such bonds.

## **Compliance with Prior Undertakings**

Except as stated below, during the last five years, the TEA has not failed to substantially comply with its previous continuing disclosure agreements in accordance with Rule 15c2-12. On April 28, 2022 TEA became aware that it had not timely filed its 2021 Annual Report with EMMA due to an administrative oversight. TEA took corrective action and filed the 2021 Annual Report with EMMA on April 28, 2022, followed by a notice of late filing made with EMMA on April 29, 2022. TEA notes that the 2021 Annual Report was timely filed on the TEA website by the required filing date and that website posting has been incorporated by reference into TEA's Bond Guarantee Program disclosures that are included in school district and charter district offering documents.

## **SEC Exemptive Relief**

On February 9, 1996, the TEA received a letter from the Chief Counsel of the SEC that pertains to the availability of the "small issuer exemption" set forth in paragraph (d)(2) of Rule 15c2-12. The letter provides that Texas school districts which offer municipal securities that are guaranteed under the Guarantee Program may undertake to comply with the provisions of paragraph (d)(2) of Rule 15c2-12 if their offerings otherwise qualify for such exemption, notwithstanding the guarantee of the school district securities under the Guarantee Program. Among other requirements established by Rule 15c2-12, a school district offering may qualify for the small issuer exemption if, upon issuance of the proposed series of securities, the school district will have no more than \$10 million of outstanding municipal securities.



Financial Advisory Services  
Provided By:

