

PRELIMINARY OFFICIAL STATEMENT
Dated: June 29, 2022

NEW ISSUE: BOOK-ENTRY-ONLY

In the opinion of Bond Counsel, interest on the Bonds will be excludable from gross income for federal income tax purposes under statutes, regulations, published rulings and court decisions existing on the date thereof, subject to the matters described under "TAX MATTERS" herein.

\$70,000,000*

ALVARADO INDEPENDENT SCHOOL DISTRICT
(A political subdivision of the State of Texas located in Johnson County, Texas)
Fixed Rate Unlimited Tax School Building Bonds, Series 2022

Interest Accrual Date: Date of Delivery

Dated Date: August 1, 2022

Due: February 15, as shown on the inside cover page

The Alvarado Independent School District Fixed Rate Unlimited Tax School Building Bonds, Series 2022 (the "Bonds") are being issued pursuant to the Constitution and general laws of the State of Texas, particularly Sections 45.001 and 45.003(b)(1), Texas Education Code, as amended, Chapter 1371, Texas Government Code, as amended ("Chapter 1371"), an election held in the Alvarado Independent School District (the "District") on May 7, 2022 and the order adopted by the Board of Trustees of the District (the "Board") on June 13, 2022 (the "Bond Order"). As permitted by Chapter 1371, the Board, in the Bond Order, delegated the authority to certain District officials (the "Pricing Officer") to execute a pricing certificate (the "Pricing Certificate") establishing the pricing terms for the Bonds (the Pricing Certificate, together with the Bond Order, are collectively referred to herein as the "Order"). The Bonds are payable as to principal and interest from the proceeds of an ad valorem tax levied annually, without legal limit as to rate or amount, against all taxable property located within the District. The District has received conditional approval from the Texas Education Agency for the Bonds to be guaranteed under the State of Texas Permanent School Fund Guarantee Program (hereinafter defined), which guarantee will automatically become effective when the Attorney General of Texas approves the Bonds. (See "THE BONDS – Permanent School Fund Guarantee" and "THE PERMANENT SCHOOL FUND GUARANTEE PROGRAM").

Interest on the Bonds will accrue from the Date of Delivery shown below and will be payable on February 15, 2023 and each August 15 and February 15 thereafter, until stated maturity or prior redemption. The Bonds will be issued in fully registered form in principal denominations of \$5,000 or any integral multiple thereof. Principal of the Bonds will be payable by the Paying Agent/Registrar, which initially is BOKF, NA, Dallas, Texas (the "Paying Agent/Registrar"), upon presentation and surrender of the Bonds for payment. Interest on the Bonds is payable by check dated as of the interest payment date and mailed by the Paying Agent/Registrar to the registered owners as shown on the records of the Paying Agent/Registrar on the Record Date, as defined herein.

The District intends to utilize the Book-Entry-Only System of The Depository Trust Company, New York, New York ("DTC"). Such Book-Entry-Only System will affect the method and timing of payment and the method of transfer of the Bonds. (See "BOOK-ENTRY-ONLY SYSTEM").

Proceeds from the sale of the Bonds will be used for the purpose of (i) designing, constructing, renovating, improving, upgrading, updating, acquiring, and equipping school facilities (and any necessary or related removal of existing facilities), with priority given to converting an intermediate school into an elementary school, constructing a new elementary school, renovating Lillian Elementary School, including new wings for added capacity, and constructing a new gym at the high school, plus the purchase of the necessary sites for school facilities and for the purposes of designing, constructing, renovating, improving, upgrading, updating, acquiring, and equipping school baseball and softball fields, and (ii) paying the costs of issuing the Bonds. (See "THE BONDS - Authorization and Purpose").

The Bonds maturing on or after February 15, 2033 are subject to redemption at the option of the District in whole or in part on August 15, 2032 or any date thereafter, at a price equal to the principal amount thereof, plus accrued interest to the date of redemption (see "THE BONDS - Optional Redemption"). If two or more serial bonds of consecutive maturities are combined into one or more "Term Bonds" by the Underwriters, such Term Bonds will be subject to mandatory sinking fund redemption in accordance with the provisions of the Order (see "THE BONDS – Mandatory Sinking Fund Redemption").

Concurrently with the issuance of the Bonds, the District is issuing its \$20,000,000* Adjustable Rate Unlimited Tax School Building Bonds, Series 2022 (see "INTRODUCTORY STATEMENT" herein).

MATURITY SCHEDULE
(On Inside Cover)

The Bonds are offered for delivery when, as and if issued, and received by the initial purchasers (the "Underwriters") subject to the approval of legality by the Attorney General of the State of Texas and the approval of certain legal matters by McCall, Parkhurst & Horton L.L.P., San Antonio, Texas, Bond Counsel. Certain legal matters will be passed upon for the Underwriters by their counsel, Norton Rose Fulbright US LLP, Dallas, Texas. The Bonds are expected to be available for initial delivery through the facilities of DTC on or about August 9, 2022 (the "Date of Delivery").

FHN FINANCIAL CAPITAL MARKETS

BAIRD

BOK FINANCIAL SECURITIES, INC.

JEFFERIES

\$70,000,000*
ALVARADO INDEPENDENT SCHOOL DISTRICT
(A political subdivision of the State of Texas located in Johnson County, Texas)
FIXED RATE UNLIMITED TAX SCHOOL BUILDING BONDS, SERIES 2022

MATURITY SCHEDULE
Base CUSIP No.: 022357⁽¹⁾

| <u>Maturity Date 2/15</u> | <u>Principal Amount*</u> | <u>Interest Rate</u> | <u>Initial Yield</u> | <u>CUSIP No. Suffix⁽¹⁾</u> |
|-----------------------------------|------------------------------|--------------------------|--------------------------|---|
| 2025 | \$1,255,000 | | | |
| 2026 | 1,230,000 | | | |
| 2027 | 1,280,000 | | | |
| 2028 | 1,340,000 | | | |
| 2029 | 1,400,000 | | | |
| 2030 | 1,750,000 | | | |
| 2031 | 1,825,000 | | | |
| 2032 | 2,190,000 | | | |
| 2033 | 2,285,000 | | | |
| 2034 | 2,385,000 | | | |
| 2035 | 2,490,000 | | | |
| 2036 | 2,595,000 | | | |
| 2037 | 2,710,000 | | | |
| 2038 | 2,825,000 | | | |
| 2039 | 2,950,000 | | | |
| 2040 | 3,075,000 | | | |
| 2041 | 3,215,000 | | | |
| 2042 | 3,355,000 | | | |
| 2043 | 3,500,000 | | | |
| 2044 | 2,455,000 | | | |
| 2045 | 2,560,000 | | | |
| 2046 | 2,670,000 | | | |
| 2047 | 2,790,000 | | | |
| 2048 | 2,910,000 | | | |
| 2049 | 3,035,000 | | | |
| 2050 | 3,170,000 | | | |
| 2051 | 3,305,000 | | | |
| 2052 | 3,450,000 | | | |

(Interest to accrue from the Date of Delivery)

*Preliminary, subject to change.

⁽¹⁾ CUSIP® is a registered trademark of the American Bankers Association. CUSIP Global Services (“CGS”) is managed on behalf of the American Bankers Association by FactSet Research Systems Inc. Copyright(c) 2022 CUSIP Global Services. All rights reserved. CUSIP® data herein is provided by CUSIP Global Services. This data is not intended to create a database and does not serve in any way as a substitute for the CGS database. CUSIP® numbers are provided for convenience of reference only. None of the District, the Financial Advisor, the Underwriters or their agents or counsel assume responsibility for the accuracy of such numbers.

ALVARADO INDEPENDENT SCHOOL DISTRICT

BOARD OF TRUSTEES

| <u>Name</u> | <u>Date Initially Elected</u> | <u>Current Term Expires</u> | <u>Occupation</u> |
|-------------------------------|-------------------------------|-----------------------------|---|
| Tom Head, President | 2003 | 2024 | Supervisor, Crown Electric |
| Perry Burnett, Vice President | 2018 | 2024 | Retired/Area Manager – The Rios Group |
| Hector Velazquez, Secretary | 2019 | 2023 | Self Employed/Landscaping |
| Clifton McDaniel, Member | 2022 | 2025 | President, Arlington Baptist University |
| Kelly Price, Member | 2004 | 2025 | Retired/TXDoT |
| Jeff Taylor, Member | 2020 | 2023 | Engineer |
| Dana Walraven, Member | 2016 | 2025 | Community Health Outreach Manager |

APPOINTED OFFICIALS

| <u>Name</u> | <u>Position</u> | <u>Length of Education Service</u> | <u>Length of Service with District</u> |
|-------------------|--------------------------|------------------------------------|--|
| Dr. Kenneth Estes | Superintendent | 29 Years | 28 Years |
| Mark Ratcliff | Assistant Superintendent | 27 Years | 21 Years |
| Rodney Toon | Chief Financial Officer | 21 Years | 21 Years |
| MaryAnn Wood | Human Resources Director | 31 Years | 31 Years |

CONSULTANTS AND ADVISORS

| | |
|---|------------------------------|
| McCall, Parkhurst & Horton L.L.P., San Antonio, Texas | Bond Counsel |
| SAMCO Capital Markets, Inc., Plano, Texas | Financial Advisor |
| K. Evans & Associates, CPA's, Frisco, Texas | Certified Public Accountants |

For additional information, contact:

Dr. Kenneth Estes
Superintendent
Alvarado ISD
102 S. Bill Jackson Drive
Alvarado, Texas 76009
(817) 783-6800

Doug Whitt / Brian Grubbs
SAMCO Capital Markets, Inc.
5800 Granite Parkway, Suite 210
Plano, Texas 75024
(214) 765-1469
(214) 279-8683 (Fax)

USE OF INFORMATION IN OFFICIAL STATEMENT

For purposes of compliance with Rule 15c2-12 of the United States Securities and Exchange Commission ("Rule 15c2-12"), as amended, and in effect on the date of this Preliminary Official Statement, this document constitutes an "official statement" of the District with respect to the Bonds that has been "deemed final" by the District as of its date except for the omission of no more than the information permitted by Rule 15c2-12.

This Official Statement, which includes the cover page and the Appendices hereto, does not constitute an offer to sell or the solicitation of an offer to buy in any jurisdiction to any person to whom it is unlawful to make such offer, solicitation or sale.

No dealer, broker, salesperson or other person has been authorized to give information or to make any representation other than those contained in this Official Statement, and, if given or made, such other information or representations must not be relied upon.

The information set forth herein has been obtained from the District and other sources believed to be reliable, but such information is not guaranteed as to accuracy or completeness and is not to be construed as the promise or guarantee of the District, the Financial Advisor or the Underwriters. This Official Statement contains, in part, estimates and matters of opinion which are not intended as statements of fact, and no representation is made as to the correctness of such estimates and opinions, or that they will be realized.

The information and expressions of opinion contained herein are subject to change without notice, and neither the delivery of this Official Statement nor any sale made hereunder shall, under any circumstances, create any implication that there has been no change in the affairs of the District or other matters described herein. See "THE PERMANENT SCHOOL FUND GUARANTEE PROGRAM – PSF Continuing Disclosure Undertaking" and "CONTINUING DISCLOSURE OF INFORMATION" for a description of the undertakings of the Texas Education Agency (the "TEA") and the District, respectively, to provide certain information on a continuing basis.

THE BONDS ARE EXEMPT FROM REGISTRATION WITH THE UNITED STATES SECURITIES AND EXCHANGE COMMISSION AND CONSEQUENTLY HAVE NOT BEEN REGISTERED THEREWITH. THE REGISTRATION, QUALIFICATION, OR EXEMPTION OF THE BONDS IN ACCORDANCE WITH APPLICABLE SECURITIES LAW PROVISIONS OF THE JURISDICTIONS IN WHICH THE BONDS HAVE BEEN REGISTERED, QUALIFIED, OR EXEMPTED SHOULD NOT BE REGARDED AS A RECOMMENDATION THEREOF.

The Underwriters have provided the following sentence for inclusion in this Official Statement. The Underwriters have reviewed the information in this Official Statement pursuant to their respective responsibilities to investors under the federal securities laws, but the Underwriters do not guarantee the accuracy or completeness of such information.

IN CONNECTION WITH THIS OFFERING, THE UNDERWRITERS MAY OVER-ALLOT OR EFFECT TRANSACTIONS WHICH STABILIZE THE MARKET PRICE OF THE BONDS AT A LEVEL ABOVE THAT WHICH MIGHT OTHERWISE PREVAIL IN THE OPEN MARKET. SUCH STABILIZING, IF COMMENCED, MAY BE DISCONTINUED AT ANY TIME.

NONE OF THE DISTRICT, ITS FINANCIAL ADVISOR, OR THE UNDERWRITERS MAKE ANY REPRESENTATION OR WARRANTY WITH RESPECT TO THE INFORMATION CONTAINED IN THIS OFFICIAL STATEMENT REGARDING THE DEPOSITORY TRUST COMPANY, NEW YORK, NEW YORK ("DTC") OR ITS BOOK-ENTRY-ONLY SYSTEM, OR THE AFFAIRS OF THE TEA DESCRIBED UNDER "THE PERMANENT SCHOOL FUND GUARANTEE PROGRAM", AS SUCH INFORMATION WAS PROVIDED BY DTC AND TEA, RESPECTIVELY.

THIS OFFICIAL STATEMENT CONTAINS "FORWARD-LOOKING" STATEMENTS WITHIN THE MEANING OF SECTION 21E OF THE SECURITIES EXCHANGE ACT OF 1934, AS AMENDED. SUCH STATEMENTS MAY INVOLVE KNOWN AND UNKNOWN RISKS, UNCERTAINTIES AND OTHER FACTORS WHICH MAY CAUSE THE ACTUAL RESULTS, PERFORMANCE AND ACHIEVEMENTS TO BE DIFFERENT FROM THE FUTURE RESULTS, PERFORMANCE AND ACHIEVEMENTS EXPRESSED OR IMPLIED BY SUCH FORWARD-LOOKING STATEMENTS. INVESTORS ARE CAUTIONED THAT THE ACTUAL RESULTS COULD DIFFER MATERIALLY FROM THOSE SET FORTH IN THE FORWARD-LOOKING STATEMENTS.

The agreements of the District and others related to the Bonds are contained solely in the contracts described herein. Neither this Official Statement nor any other statement made in connection with the offer or sale of the Bonds is to be construed as constituting an agreement with the purchasers of the Bonds. INVESTORS SHOULD READ THIS ENTIRE OFFICIAL STATEMENT INCLUDING ALL APPENDICES ATTACHED HERETO, TO OBTAIN INFORMATION ESSENTIAL TO MAKING AN INFORMED INVESTMENT DECISION.

TABLE OF CONTENTS

| | | | |
|--|---|--|------------|
| SELECTED DATA FROM THE OFFICIAL STATEMENT | 1 | STATE AND LOCAL FUNDING OF SCHOOL DISTRICTS IN TEXAS..... | 21 |
| INTRODUCTORY STATEMENT | 2 | CURRENT PUBLIC SCHOOL FINANCE SYSTEM | 22 |
| COVID - 19 | 2 | AD VALOREM TAX PROCEDURES | 26 |
| THE BONDS | 3 | TAX RATE LIMITATIONS | 28 |
| Authorization and Purpose | 3 | THE PROPERTY TAX CODE AS APPLIED TO THE DISTRICT ... | 29 |
| General Description | 3 | EMPLOYEE BENEFIT PLANS AND OTHER POST-EMPLOYMENT BENEFITS..... | 29 |
| Optional Redemption | 3 | RATING | 30 |
| Mandatory Sinking Fund Redemption | 3 | LEGAL MATTERS..... | 30 |
| Notice of Redemption | 3 | TAX MATTERS | 30 |
| DTC Notices | 3 | INVESTMENT POLICIES..... | 32 |
| Security | 4 | REGISTRATION AND QUALIFICATION OF BONDS FOR SALE .. | 34 |
| Permanent School Fund Guarantee | 4 | CYBERSECURITY RISK MANAGEMENT | 34 |
| Legality..... | 4 | FINANCIAL ADVISOR..... | 34 |
| Payment Record | 4 | LEGAL INVESTMENTS AND ELIGIBILITY TO SECURE PUBLIC FUNDS IN TEXAS..... | 34 |
| Amendments | 4 | CONTINUING DISCLOSURE OF INFORMATION | 34 |
| Defeasance | 4 | LITIGATION..... | 36 |
| Sources and Uses of Funds | 5 | FORWARD-LOOKING STATEMENTS | 36 |
| REGISTERED OWNERS' REMEDIES | 5 | UNDERWRITING | 36 |
| BOOK-ENTRY-ONLY SYSTEM | 5 | CONCLUDING STATEMENT..... | 36 |
| REGISTRATION, TRANSFER AND EXCHANGE..... | 7 | | |
| THE PERMANENT SCHOOL FUND GUARANTEE PROGRAM..... | 7 | | |
| Financial Information of the District | | | Appendix A |
| General Information Regarding the District and Its Economy | | | Appendix B |
| Form of Legal Opinion of Bond Counsel..... | | | Appendix C |
| Audited Financial Report Fiscal Year Ended August 31, 2021 | | | Appendix D |

SELECTED DATA FROM THE OFFICIAL STATEMENT

The selected data is subject in all respects to the more complete information and definitions contained or incorporated in this Official Statement. The offering of the Bonds to potential investors is made only by means of this entire Official Statement. No person is authorized to detach this page from this Official Statement or to otherwise use it without this entire Official Statement.

| | |
|---|--|
| The District | The Alvarado Independent School District (the "District") is a political subdivision of the State of Texas located in Johnson County, Texas. The District is governed by a seven-member Board of Trustees (the "Board"). Policy-making and supervisory functions are the responsibility of, and are vested in, the Board. The Board delegates administrative responsibilities to the Superintendent of Schools who is the chief administrative officer of the District. Support services are supplied by consultants and advisors. |
| The Bonds | The Bonds are being issued in the principal amount of \$70,000,000 (preliminary, subject to change) pursuant to the Constitution and general laws of the State of Texas, particularly Sections 45.001 and 45.003(b)(1), Texas Education Code, as amended, Chapter 1371, Texas Government Code, as amended ("Chapter 1371"), an election held in the District on May 7, 2022 and the order adopted by the Board on June 13, 2022 (the "Bond Order"). As permitted by Chapter 1371, the Board, in the Bond Order, delegated the authority to certain District officials (the "Pricing Officer") to execute a pricing certificate (the "Pricing Certificate") establishing the pricing terms of the Bonds (the Pricing Certificate, and the Bond Order, are collectively referred to herein as the "Order"). Proceeds from the sale of the Bonds will be used for the purpose of (i) designing, constructing, renovating, improving, upgrading, updating, acquiring, and equipping school facilities (and any necessary or related removal of existing facilities), with priority given to converting an intermediate school into an elementary school, constructing a new elementary school, renovating Lillian Elementary School, including new wings for added capacity, and constructing a new gym at the high school, plus the purchase of the necessary sites for school facilities and for the purposes of designing, constructing, renovating, improving, upgrading, updating, acquiring, and equipping school baseball and softball fields, and (ii) paying the costs of issuing the Bonds. (See "THE BONDS - Authorization and Purpose"). |
| Paying Agent/Registrar | The initial Paying Agent/Registrar is BOKF, NA, Dallas, Texas. The District intends to use the Book-Entry-Only System of The Depository Trust Company, New York, New York. (See "BOOK-ENTRY-ONLY SYSTEM" herein). |
| Security | The Bonds will constitute direct and voted obligations of the District, payable as to principal and interest from ad valorem taxes levied annually against all taxable property located within the District, without legal limitation as to rate or amount. Payments of principal and interest on the Bonds will be further secured by the corpus of the Permanent School Fund of Texas. (See "THE BONDS – Security", "STATE AND LOCAL FUNDING OF SCHOOL DISTRICTS IN TEXAS", "CURRENT PUBLIC SCHOOL FINANCE SYSTEM" and "THE PERMANENT SCHOOL FUND GUARANTEE PROGRAM"). |
| Redemption | The Bonds maturing on or after February 15, 2033 are subject to redemption at the option of the District in whole or in part on August 15, 2032 or any date thereafter, at a price equal to the principal amount thereof, plus accrued interest to the date of redemption. (See "THE BONDS - Optional Redemption"). If two or more serial bonds of consecutive maturities are combined into one or more "Term Bonds" by the Underwriters, such Term Bonds will be subject to mandatory sinking fund redemption in accordance with the provisions of the Order (see "THE BONDS – Mandatory Sinking Fund Redemption"). |
| Permanent School Fund Guarantee | The District has received conditional approval from the Texas Education Agency for the payment of the Bonds to be guaranteed under the Permanent School Fund Guarantee Program (defined herein), which guarantee will automatically become effective when the Attorney General of Texas approves the Bonds. (See "THE BONDS – Permanent School Fund Guarantee" and "THE PERMANENT SCHOOL FUND GUARANTEE PROGRAM.") |
| Rating | The Bonds are rated "Aaa" by Moody's Investors Service, Inc. ("Moody's") based upon the guaranteed repayment thereof under the Permanent School Fund Guarantee Program of the TEA. The District's unenhanced, underlying rating, including the Bonds, is "A1" by Moody's. (See "THE PERMANENT SCHOOL FUND GUARANTEE PROGRAM" and "RATING" herein.) |
| Tax Matters | In the opinion of Bond Counsel for the District, interest on the Bonds is excludable from gross income for federal income tax purposes under statutes, regulations, published rulings and court decisions existing on the date thereof, subject to the matters described under "TAX MATTERS" herein. (See "TAX MATTERS" and Appendix C - "Form of Legal Opinion of Bond Counsel.") |
| Payment Record | The District has never defaulted on the payment of its bonded indebtedness. |
| Legal Opinion | Delivery of the Bonds is subject to the approval by the Attorney General of the State of Texas and the rendering of an opinion as to legality by McCall, Parkhurst & Horton L.L.P., San Antonio, Texas, Bond Counsel. |
| Delivery | When issued, anticipated to be on or about August 9, 2022. |
| Concurrent Issuance of Bonds by the District | The Bonds are being issued concurrently with the District's issuance of \$20,000,000 (preliminary, subject to change) Alvarado Independent School District Adjustable Rate Unlimited Tax School Building Bonds, Series 2022, scheduled to close on or about August 9, 2022 (the "Series 2022 Adjustable Rate Bonds"). This Official Statement describes only the Bonds and not the Series 2022 Adjustable Rate Bonds. Investors interested in making an investment decision concerning the Series 2022 Adjustable Rate Bonds should review the offering documents relating thereto. |

INTRODUCTORY STATEMENT

This Official Statement (the "Official Statement"), which includes the cover page and the Appendices attached hereto, has been prepared by the Alvarado Independent School District (the "District"), a political subdivision of the State of Texas (the "State") located in Johnson County, Texas, in connection with the offering by the District of its Fixed Rate Unlimited Tax School Building Bonds, Series 2022 (the "Bonds") identified on page ii hereof.

All financial and other information presented in this Official Statement has been provided by the District from its records, except for information expressly attributed to other sources. The presentation of information, including tables of receipts from taxes and other sources, is intended to show recent historic information, and is not intended to indicate future or continuing trends in the financial position or other affairs of the District. No representation is made that past experience, as is shown by that financial and other information, will necessarily continue or be repeated in the future.

There follows in this Official Statement descriptions of the Bonds and the Order (as defined below) and certain other information about the District and its finances. All descriptions of documents contained herein are only summaries and are qualified in their entirety by reference to each such document. Copies of such documents may be obtained by writing the Alvarado Independent School District, 102 S. Bill Jackson Drive, Alvarado, Texas 76009 and, during the offering period, from the Financial Advisor, SAMCO Capital Markets, Inc., 5800 Granite Parkway, Suite 210, Plano, Texas 75024, by electronic mail or upon payment of reasonable copying, mailing, and handling charges.

This Official Statement speaks only as of its date, and the information contained herein is subject to change. A copy of this Official Statement relating to the Bonds will be submitted by the Underwriters of the Bonds to the Municipal Securities Rulemaking Board, and will be available through its Electronic Municipal Market Access system. See "CONTINUING DISCLOSURE OF INFORMATION" for a description of the District's undertaking to provide certain information on a continuing basis.

Concurrently with the issuance of the Bonds, the District is issuing its \$20,000,000 (preliminary, subject to change) Adjustable Rate Unlimited Tax School Building Bonds, Series 2022 (the "Series 2022 Adjustable Rate Bonds"). The Series 2022 Adjustable Rate Bonds are issued for the same purposes as are the Bonds, utilizing the authorization to issue unlimited ad valorem tax bonds approved at the Election (as defined below), but are separate obligations of the District. This Official Statement describes only the Bonds and not the Series 2022 Adjustable Rate Bonds. Investors interested in purchasing the Series 2022 Adjustable Rate Bonds should review the offering document relating thereto.

COVID-19

The outbreak of COVID-19, a respiratory disease caused by a new strain of coronavirus, has been characterized as a pandemic (the "Pandemic") by the World Health Organization and is currently affecting many parts of the world, including the United States and Texas. On January 31, 2020, the Secretary of the United States Health and Human Services Department declared a public health emergency for the United States and on March 13, 2020, the President of the United States declared the outbreak of COVID-19 in the United States a national emergency. Subsequently, the President's Coronavirus Guidelines for America and the United States Centers for Disease Control and Prevention called upon Americans to take actions to slow the spread of COVID-19 in the United States.

On March 13, 2020, the Governor of Texas (the "Governor") declared a state of disaster for all counties in Texas in response to the Pandemic. Pursuant to Chapter 418 of the Texas Government Code, the Governor has broad authority to respond to disasters, including suspending any regulatory statute prescribing the procedures for conducting state business or any order or rule of a state agency (including TEA) that would in any way prevent, hinder, or delay necessary action in coping with the disaster, and issuing executive orders that have the force and effect of law. The Governor has since issued a number of executive orders relating to COVID-19 preparedness, mitigation and reopening. However, on March 2, 2021, the Governor issued Executive Order GA-34 effective March 10, 2021, which supersedes most of the executive orders relating to COVID-19 and provides, generally, for the reopening of the State to 100%, ends the COVID-19 mask mandate, and supersedes any conflicting order issued by local officials in response to COVID-19, among other things and subject to certain limitations. Executive Order GA-34 remains in place until amended, rescinded, or superseded by the Governor. On May 18, 2021, Governor Abbott issued Executive Order GA-36, which supersedes Executive Order GA-34 in part. Executive Order GA-36 prohibits governmental entities in Texas, including counties, cities, school districts, public health authorities, and government officials from requiring or mandating any person to wear a face covering and subjects a governmental entity or official to a fine of up to \$1,000 for noncompliance, subject to certain exceptions. Notwithstanding the above, Executive Order GA-36 provides for public schools to continue to follow policies regarding the wearing of face coverings to the extent reflected in current guidance by TEA, until June 4, 2021. However, Executive Order GA-36 required TEA to revise its guidance such that, effective 11:59 p.m. on June 4, 2021, no student, teacher, parent, or other staff member or visitor may be required to wear a face covering. TEA has since updated its guidance in accordance with Executive Order GA-36. Executive Order GA-38, issued on July 29, 2021 and Executive Order GA-39, issued on August 25, 2021, further provide that governmental entities cannot require mask mandates, vaccine passports, or mandatory vaccinations. On October 11, 2021, the Governor issued Executive Order GA-40, prohibiting any entity from requiring COVID vaccinations. Various lawsuits have been filed throughout the State related to the foregoing and litigation is expected to continue. Executive orders remain in place until they are amended, rescinded, or superseded by the Governor. Additional information regarding executive orders issued by the Governor is accessible on the website of the Governor at <https://gov.texas.gov/>. Neither the information on (nor accessed through) such website of the Governor is incorporated by reference, either expressly or by implication, into this Official Statement.

The District continues to monitor the spread of COVID-19 and is working with local, state, and national agencies to address the potential impact of the Pandemic upon the District. While the potential impact of the Pandemic on the District cannot be fully quantified at this time, the continued outbreak of COVID-19 could have an adverse effect on the District's operations and financial condition.

The Pandemic has negatively affected travel, commerce, and financial markets globally, and may continue negatively affecting economic growth and financial markets worldwide. In addition, the federal government has taken, and continues to consider additional, action without precedent in effort to counteract or mitigate the Pandemic's economic impact. These conditions and related responses and reactions may reduce or negatively affect property values within the District. See "AD VALOREM TAX PROCEDURES". The Bonds are secured by an unlimited ad valorem tax, and a reduction in property values may require an increase in the ad valorem tax rate required to pay the Bonds.

Additionally, state funding of District operations and maintenance in future fiscal years could be adversely impacted by the negative effects on economic growth and financial markets resulting from the Pandemic as well as ongoing disruptions in the global oil markets (which markets provide significant revenues to the State, who in turn, use such revenues to satisfy its public school funding obligations). See "CURRENT PUBLIC SCHOOL FINANCE SYSTEM".

The value of the PSF guarantee could also be adversely impacted by ongoing volatility in the diversified global markets in which the PSF is invested. See "THE PERMANENT SCHOOL FUND GUARANTEE PROGRAM – Infectious Disease Outbreak."

The financial and operating data contained in this Official Statement are as of dates and for periods stated herein. Accordingly, they are not indicative of the future prospects of the District. It is unclear at this time what effect, if any, COVID-19 and resulting economic disruption may have on future assessed values or the collection of taxes, either because of delinquencies or collection and valuation relief resulting from the declared emergency.

THE BONDS

Authorization and Purpose

The Bonds are being issued in the principal amount of \$70,000,000 (preliminary, subject to change) pursuant to the Constitution and general laws of the State, including particularly Sections 45.001 and 45.003(b)(1), as amended, Texas Education Code, Chapter 1371, Texas Government Code, as amended ("Chapter 1371"), an election held in the District on May 7, 2022 (the "Election") and the Bond Order adopted on June 13, 2022 (the "Bond Order"). As permitted by Chapter 1371, the Board, in the Bond Order, delegated the authority to certain District officials (the "Pricing Officer") to execute a pricing certificate (the "Pricing Certificate") establishing the pricing terms of the Bonds (the Pricing Certificate, and the Bond Order, are collectively referred to herein as the "Order"). Proceeds from the sale of the Bonds will be used for the purposes of (i) designing, constructing, renovating, improving, upgrading, updating, acquiring, and equipping school facilities (and any necessary or related removal of existing facilities), with priority given to converting an intermediate school into an elementary school, constructing a new elementary school, renovating Lillian Elementary School, including new wings for added capacity, and constructing a new gym at the high school, plus the purchase of the necessary sites for school facilities and for the purposes of designing, constructing, renovating, improving, upgrading, updating, acquiring, and equipping school baseball and softball fields, and (ii) paying the costs of issuing the Bonds.

General Description

The Bonds will be dated August 1, 2022 but interest will accrue from the date of initial delivery (the "Date of Delivery"). The Bonds will mature on the dates and in the principal amounts set forth on page ii of this Official Statement. Interest on the Bonds will be computed on the basis of a 360-day year of twelve 30-day months, and is payable on February 15, 2023 and on each August 15 and February 15 thereafter until stated maturity or prior redemption.

The Bonds will be issued only as fully registered bonds. The Bonds will be issued in the denominations of \$5,000 of principal or any integral multiple thereof within a maturity.

Interest on the Bonds is payable by check mailed on or before each interest payment date by the Paying Agent/Registrar, initially, BOKF, NA, Dallas, Texas, to the registered owner at the last known address as it appears on the Paying Agent/Registrar's registration books on the Record Date (as defined herein) or by such other customary banking arrangement acceptable to the Paying Agent/Registrar and the registered owner to whom interest is to be paid, provided, however, that such person shall bear all risk and expense of such other arrangements. Principal of the Bonds will be payable only upon presentation of such Bonds at the corporate trust office of the Paying Agent/Registrar at stated maturity or prior redemption. So long as the Bonds are registered in the name of CEDE & CO. or other nominee for The Depository Trust Company, New York, New York ("DTC"), payments of principal of and interest on the Bonds will be made as described in "BOOK-ENTRY-ONLY SYSTEM" herein.

If the date for the payment of the principal of or interest on the Bonds is a Saturday, Sunday, legal holiday or a day on which banking institutions in the city where the Paying Agent/Registrar is located are authorized by law or executive order to close, then the date for such payment shall be the next succeeding day which is not a Saturday, Sunday, legal holiday or a day on which banking institutions are authorized to close; and payment on such date shall have the same force and effect as if made on the original date payment was due.

Optional Redemption

The Bonds maturing on or after February 15, 2033, are subject to redemption, at the option of the District, in whole or in part, in principal amounts of \$5,000 or integral multiples thereof, on August 15, 2032, or any date thereafter, at a price equal to the principal amount thereof, plus accrued interest to the date of redemption. If less than all of the Bonds are to be redeemed, the District shall determine the amounts and maturities thereof to be redeemed and shall direct the Paying Agent/Registrar to select by lot the Bonds, or portions thereof, to be redeemed. Not less than 30 days prior to a redemption date for the Bonds, the District shall cause a notice of redemption to be sent by United States mail, first class, postage prepaid, to each registered owner of a Bond to be redeemed, in whole or in part, at the address of the registered owner appearing on the registration books of the Paying Agent/Registrar at the close of business on the business day next preceding the date of mailing such notice.

Mandatory Sinking Fund Redemption

If two or more serial bonds of consecutive maturities are combined into one or more "Term Bonds" by the Underwriters, such Term Bonds will be subject to mandatory sinking fund redemption in accordance with the provisions of the Order and as further set forth in the final Official Statement.

Notice of Redemption

With respect to any optional redemption of the Bonds, unless certain prerequisites to such redemption required by the Order have been met and money sufficient to pay the principal of and premium, if any, and interest on the Bonds to be redeemed will have been received by the Paying Agent/Registrar prior to the giving of such notice of redemption, such notice will state that said redemption may, at the option of the District, be conditional upon the satisfaction of such prerequisites and receipt of such money by the Paying Agent/Registrar on or prior to the date fixed for such redemption or upon any prerequisite set forth in such notice of redemption. If a notice of conditional redemption is given and such prerequisites to the redemption are not fulfilled, such notice will be of no force and effect, the District will not redeem such Bonds, and the Paying Agent/Registrar will give notice in the manner in which the notice of redemption was given, to the effect that such Bonds have not been redeemed. ANY NOTICE OF REDEMPTION SO MAILED SHALL BE CONCLUSIVELY PRESUMED TO HAVE BEEN DULY GIVEN IRRESPECTIVE OF WHETHER RECEIVED BY THE BONDHOLDER, AND, SUBJECT TO PROVISION FOR PAYMENT OF THE REDEMPTION PRICE, HAVING BEEN MADE, AND ANY PRECONDITIONS STATED IN THE NOTICE OF REDEMPTION HAVING BEEN SATISFIED INTEREST ON THE REDEEMED BONDS SHALL CEASE TO ACCRUE FROM AND AFTER SUCH REDEMPTION DATE NOTWITHSTANDING THAT A BOND HAS NOT BEEN PRESENTED FOR PAYMENT.

DTC Notices

The Paying Agent/Registrar and the District, so long as a Book-Entry-Only System is used for the Bonds, will send any notice of redemption, notice of proposed amendment to the Order or other notices with respect to the Bonds only to DTC. Any failure by DTC to advise any DTC participant, or of any DTC participant or indirect participant to notify the beneficial owner, shall not affect the validity of the redemption of the Bonds called for redemption or any other action premised on any such notice. Redemption of portions of the Bonds by the District will reduce the outstanding principal amount of such Bonds held by DTC. In such event, DTC

may implement, through its Book-Entry-Only System, a redemption of such Bonds held for the account of DTC participants in accordance with its rules or other agreements with DTC participants and then DTC participants and indirect participants may implement a redemption of such Bonds from the beneficial owners. Any such selection of Bonds to be redeemed will not be governed by the Order and will not be conducted by the District or the Paying Agent/Registrar. Neither the District nor the Paying Agent/Registrar will have any responsibility to DTC participants, indirect participants or the persons for whom DTC participants act as nominees, with respect to the payments on the Bonds or the providing of notice to DTC participants, indirect participants, or beneficial owners of the selection of portions of the Bonds for redemption. See "BOOK-ENTRY-ONLY SYSTEM" herein.

Security

The Bonds are direct and voted obligations of the District and are payable as to both principal and interest from an ad valorem tax annually levied, without legal limit as to rate or amount, on all taxable property within the District. The District has received conditional approval from the Texas Education Agency for the payment of the Bonds to be guaranteed under the State of Texas Permanent School Fund Guarantee Program (hereinafter defined), which guarantee will automatically become effective when the Attorney General of Texas approves the Bonds. (See "STATE AND LOCAL FUNDING OF SCHOOL DISTRICTS IN TEXAS", "CURRENT PUBLIC SCHOOL FINANCE SYSTEM" and "THE PERMANENT SCHOOL FUND GUARANTEE PROGRAM").

Permanent School Fund Guarantee

In connection with the sale of the Bonds, the District has received conditional approval from the Commissioner of Education of the TEA for the guarantee of the Bonds under the Permanent School Fund Guarantee Program (Chapter 45, Subchapter C, of the Texas Education Code, as amended). Subject to meeting certain conditions discussed under the heading "THE PERMANENT SCHOOL FUND GUARANTEE PROGRAM" herein, the Bonds will be absolutely and unconditionally guaranteed by the corpus of the Permanent School Fund of the State of Texas. In the event of a payment default by the District, registered owners will receive all payments due from the corpus of the Permanent School Fund.

In the event the District defeases any of the Bonds, the payment of such defeased Bonds will cease to be guaranteed by the Permanent School Fund Guarantee.

Legality

The Bonds are offered when, as and if issued, subject to the approval of legality by the Attorney General of the State and the approval of certain legal matters by McCall, Parkhurst & Horton L.L.P., San Antonio, Texas, Bond Counsel. (See "LEGAL MATTERS" and "Appendix C - Form of Legal Opinion of Bond Counsel").

Payment Record

The District has never defaulted on the payment of its bonded indebtedness.

Amendments

In the Order, the District has reserved the right to amend the Order without the consent of any holder for the purpose of amending or supplementing the Order to (i) cure any ambiguity, defect or omission therein that does not materially adversely affect the interests of the holders, (ii) grant additional rights or security for the benefit of the holders, (iii) add events of default as shall not be inconsistent with the provisions of the Order that do not materially adversely affect the interests of the holders, (iv) qualify the Order under the Trust Indenture Act of 1939, as amended, or corresponding provisions of federal laws from time to time in effect or (v) make such other provisions in regard to matters or questions arising under the Order that are not inconsistent with the provisions thereof and which, in the opinion of Bond Counsel for the District, do not materially adversely affect the interests of the holders.

The Order further provides that the majority of owners of the Bonds shall have the right from time to time to approve any amendment not described above to the Order if it is deemed necessary or desirable by the District; provided, however, that without the consent of 100% of the holders in principal amount of the then outstanding Bonds so affected, no amendment may be made for the purpose of: (i) making any change in the maturity of any of the outstanding Bonds; (ii) reducing the rate of interest borne by any of the outstanding Bonds; (iii) reducing the amount of the principal of or redemption premium, if any, payable on any outstanding Bonds; (iv) modifying the terms of payment of principal or interest on outstanding Bonds or imposing any condition with respect to such payment; or (v) changing the minimum percentage of the principal amount of the Bonds necessary for consent to such amendment. Reference is made to the Order for further provisions relating to the amendment thereof.

Defeasance

The Order provides for the defeasance of the Bonds when payment of the principal amount of the Bonds plus interest accrued on the Bonds to their due date (whether such due date be by reason of stated maturity, redemption, or otherwise) is provided by irrevocably depositing with a paying agent, or other authorized escrow agent, in trust (1) money in an amount sufficient to make such payment and/or (2) Defeasance Securities, that will mature as to principal and interest in such amounts and at such times to insure the availability, without reinvestment, of sufficient money to make such payment, and all necessary and proper fees, compensation and expenses of the paying agent for the Bonds, and thereafter the District will have no further responsibility with respect to amounts available to such paying agent (or other financial institution permitted by applicable law) for the payment of such defeased bonds, including any insufficiency therein caused by the failure of such paying agent (or other financial institution permitted by applicable law) to receive payment when due on the Defeasance Securities. The District has additionally reserved the right, subject to satisfying the requirements of (1) and (2) above, to substitute other Defeasance Securities originally deposited, to reinvest the uninvested moneys on deposit for such defeasance and to withdraw for the benefit of the District moneys in excess of the amount required for such defeasance. The Order provides that "Defeasance Securities" means any securities and obligations now or hereafter authorized by State law that are eligible to discharge obligations such as the Bonds. The Pricing Officer may restrict such eligible Defeasance Securities as deemed appropriate. Current State law permits defeasance with the following types of securities: (a) direct, noncallable obligations of the United States of America, including obligations that are unconditionally guaranteed by the United States of America, (b) noncallable obligations of an agency or instrumentality of the United States of America, including obligations that are unconditionally guaranteed or insured by the agency or instrumentality and that, on the date the governing body of the District authorizes the defeasance, are rated as to investment quality by a nationally recognized investment rating firm not less than AAA or its equivalent, (c) noncallable obligations of a state or an agency or a county, municipality, or other political subdivision of a state that on the date the governing body of the District adopts or approves the proceedings authorizing the financial arrangements have been refunded and are rated as to investment quality by a nationally recognized investment rating firm not less than AAA or its equivalent, and (d) any additional securities and obligations hereafter authorized by Texas law as eligible for use to accomplish the discharge of obligations such as the Bonds. Each Pricing Officer may limit the foregoing Defeasance Securities in connection with the sale of the Bonds. There is no assurance that the current law will not be changed in a manner which would permit investments other than those described above to be made with amounts deposited to defease the Bonds. Because the Order does not contractually limit such investments, registered owners will be deemed to have

consented to defeasance with such other investments, notwithstanding the fact that such investments may not be of the same investment quality as those currently permitted under State law. There is no assurance that the ratings for U.S. Treasury securities used for defeasance purposes or that for any other Defeasance Security will be maintained at any particular rating category.

Upon such deposit as described above, such Bonds shall no longer be regarded to be outstanding or unpaid. After firm banking and financial arrangements for the discharge and final payment of the Bonds have been made as described above, all rights of the District to initiate proceedings to call the Bonds for redemption or take any other action amending the terms of the Bonds are extinguished; provided, however, the District has reserved the option, to be exercised at the time of the defeasance of the Bonds, to call for redemption at an earlier date those Bonds which have been defeased to their maturity date, if the District (i) in the proceedings providing for the firm banking and financial arrangements, expressly reserves the right to call the Bonds for redemption, (ii) gives notice of the reservation of that right to the owners of the Bonds immediately following the making of the firm banking and financial arrangements, and (iii) directs that notice of the reservation be included in any redemption notices that it authorizes.

Defeasance of the Bonds will automatically cancel the Permanent School Fund Guarantee with respect to those defeased Bonds.

Sources and Uses of Funds

The proceeds from the sale of the Bonds will be applied approximately as follows:

| | | |
|--------------------------------------|--|----------|
| Sources | | |
| Par Amount of Bonds | | \$ |
| [Net] Reoffering Premium | | |
| Total Sources of Funds | | \$ _____ |
| Uses | | |
| Deposit to Construction Fund | | \$ |
| Costs of Issuance | | |
| Underwriters' Discount | | |
| Deposit to Interest and Sinking Fund | | |
| Total Uses of Funds | | \$ _____ |

REGISTERED OWNERS' REMEDIES

The Order establishes specific events of default with respect to the Bonds and provides that if the District defaults in the payment of principal or interest on the Bonds when due, or defaults in the observation or performance of any other covenants, conditions, or obligations set forth in the Order, and the continuation thereof for a period of 60 days after notice of default is given by the District by any registered owner, the registered owners may seek a writ of mandamus to compel District officials to carry out their legally imposed duties with respect to the Bonds, if there is no other available remedy at law to compel performance of the Bonds or the Order covenants and the District's obligations are not uncertain or disputed. The issuance of a writ of mandamus is controlled by equitable principles and rests with the discretion of the court, but may not be arbitrarily refused. There is no acceleration of maturity of the Bonds in the event of default and, consequently, the remedy of mandamus may have to be relied upon from year to year. The Order does not provide for the appointment of a trustee to represent the interest of the bondholders upon any failure of the District to perform in accordance with the terms of the Order, or upon any other condition and accordingly all legal actions to enforce such remedies would have to be undertaken at the initiative of, and be financed by, the registered owners. The Texas Supreme Court ruled in *Tooke v. City of Mexia*, 197 S.W.3rd 325 (Tex. 2006), that a waiver of sovereign immunity in a contractual dispute must be provided for by statute in "clear and unambiguous" language. Chapter 1371, which pertains to the issuance of public securities by issuers such as the District permits the District to waive sovereign immunity in the proceedings authorizing its bonds. In connection with the issuance of the Bonds, the District has relied on Chapter 1371 (see "THE BONDS – Authorization and Purpose" herein), but has not waived sovereign immunity, with respect thereto. Because it is unclear whether the Texas Legislature has effectively waived the District's sovereign immunity from a suit for money damages outside of Chapter 1371, bondholders may not be able to bring such a suit against the District for breach of the Bonds or Order covenants. Even if a judgment against the District could be obtained, it could not be enforced by direct levy and execution against the District's property. Further, the registered owners cannot themselves foreclose on property within the District or sell property within the District to enforce the tax lien on taxable property to pay the principal of and interest on the Bonds. Furthermore, the District is eligible to seek relief from its creditors under Chapter 9 of the U.S. Bankruptcy Code ("Chapter 9"). Although Chapter 9 provides for the recognition of a security interest represented by a specifically pledged source of revenues, the pledge of ad valorem taxes in support of a general obligation of a bankrupt entity is not specifically recognized as a security interest under Chapter 9. Chapter 9 also includes an automatic stay provision that would prohibit, without Bankruptcy Court approval, the prosecution of any other legal action by creditors or bondholders of an entity which has sought protection under Chapter 9. Therefore, should the District avail itself of Chapter 9 protection from creditors, the ability to enforce would be subject to the approval of the Bankruptcy Court (which could require that the action be heard in Bankruptcy Court instead of other federal or state court); and the Bankruptcy Code provides for broad discretionary powers of a Bankruptcy Court in administering any proceeding brought before it. See "THE PERMANENT SCHOOL FUND GUARANTEE PROGRAM" herein for a description of the procedures to be followed for payment of the Bonds by the Permanent School Fund in the event the District fails to make a payment on the Bonds when due. The opinion of Bond Counsel will note that all opinions relative to the enforceability of the Order and the Bonds are qualified with respect to the customary rights of debtors relative to their creditors, by general principles of equity which permit the exercise of judicial discretion.

BOOK-ENTRY-ONLY SYSTEM

This section describes how ownership of the Bonds is to be transferred and how the principal of, premium, if any, and interest on the Bonds are to be paid to and credited by DTC while the Bonds are registered in its nominee name. The information in this section concerning DTC and the Book-Entry-Only System has been provided by DTC for use in disclosure documents such as this Official Statement. The District, the Financial Advisor and the Underwriters believe the source of such information to be reliable, but take no responsibility for the accuracy or completeness thereof.

The District and the Underwriters cannot and do not give any assurance that (1) DTC will distribute payments of debt service on the Bonds, or redemption or other notices, to Direct Participants, (2) Direct Participants or others will distribute debt service payments paid to DTC or its nominee (as the registered owner of the Bonds) or redemption or other notices, to the Beneficial Owners, or that they will do so on a timely basis, or (3) DTC will serve and act in the manner described in this Official Statement. The current rules applicable to DTC are on file with the United States Securities and Exchange Commission, and the current procedures of DTC to be followed in dealing with Direct Participants are on file with DTC.

DTC will act as securities depository for the Bonds. The Bonds will be issued as fully-registered securities registered in the name of Cede & Co. (DTC's partnership nominee) or such other name as may be requested by an authorized representative of DTC. One fully-registered Bond certificate will be issued for each stated maturity of the Bonds, each in the aggregate principal amount of such maturity, and will be deposited with DTC.

DTC, the world's largest securities depository, is a limited-purpose trust company organized under the New York Banking Law, a "banking organization" within the meaning of the New York Banking Law, a member of the Federal Reserve System, a "clearing corporation" within the meaning of the New York Uniform Commercial Code, and a "clearing agency" registered pursuant to the provisions of Section 17A of the Securities Exchange Act of 1934. DTC holds and provides asset servicing for over 3.5 million issues of U.S. and non-U.S. equity issues, corporate and municipal debt issues, and money market instruments (from over 100 countries) that DTC's participants ("Direct Participants") deposit with DTC. DTC also facilitates the post-trade settlement among Direct Participants of sales and other securities transactions in deposited Securities, through electronic computerized book-entry transfers and pledges between Direct Participants' accounts. This eliminates the need for physical movement of securities certificates. Direct Participants include both U.S. and non-U.S. securities brokers and dealers, banks, trust companies, clearing corporations, and certain other organizations. DTC is a wholly-owned subsidiary of The Depository Trust & Clearing Corporation ("DTCC"). DTCC is the holding company for DTC, National Securities Clearing Corporation and Fixed Income Clearing Corporation, all of which are registered clearing agencies. DTCC is owned by the users of its regulated subsidiaries. Access to the DTC system is also available to others such as both U.S. and non-U.S. securities brokers and dealers, banks, trust companies, and clearing corporations that clear through or maintain a custodial relationship with a Direct Participant, either directly or indirectly ("Indirect Participants"). DTC has a S&P Global Ratings rating of AA+. The DTC Rules applicable to its Participants are on file with the United States Securities and Exchange Commission. More information about DTC can be found at www.dtcc.com.

Purchases of Bonds under the DTC system must be made by or through Direct Participants, which will receive a credit for the Bonds on DTC's records. The ownership interest of each actual purchaser of each Bond ("Beneficial Owner") is in turn to be recorded on the Direct and Indirect Participants' records. Beneficial Owners will not receive written confirmation from DTC of their purchase. Beneficial Owners are, however, expected to receive written confirmations providing details of the transaction, as well as periodic statements of their holdings, from the Direct or Indirect Participant through which the Beneficial Owner entered into the transaction. Transfers of ownership interests in the Bonds are to be accomplished by entries made on the books of Direct and Indirect Participants acting on behalf of Beneficial Owners. Beneficial Owners will not receive certificates representing their ownership interests in Bonds, except in the event that use of the Book-Entry-Only System for the Bonds is discontinued.

To facilitate subsequent transfers, all Bonds deposited by Direct Participants with DTC are registered in the name of DTC's partnership nominee, Cede & Co., or such other name as may be requested by an authorized representative of DTC. The deposit of Bonds with DTC and their registration in the name of Cede & Co. or such other DTC nominee do not effect any change in beneficial ownership. DTC has no knowledge of the actual Beneficial Owners of the Bonds; DTC's records reflect only the identity of the Direct Participants to whose accounts such Bonds are credited, which may or may not be the Beneficial Owners. The Direct and Indirect Participants will remain responsible for keeping account of their holdings on behalf of their customers.

Conveyance of notices and other communications by DTC to Direct Participants, by Direct Participants to Indirect Participants, and by Direct Participants and Indirect Participants to Beneficial Owners will be governed by arrangements among them, subject to any statutory or regulatory requirements as may be in effect from time to time. Beneficial Owners of Bonds may wish to take certain steps to augment the transmission to them of notices of significant events with respect to the Bonds, such as, redemptions, tenders, defaults, and proposed amendments to the Bond documents. For example, Beneficial Owners of Bonds may wish to ascertain that the nominee holding the Bonds for their benefit has agreed to obtain and transmit notices to Beneficial Owners. In the alternative, Beneficial Owners may wish to provide their names and addresses to the registrar and request that copies of notices be provided directly to them.

Redemption notices shall be sent to DTC. If less than all of the Bonds within a maturity are being redeemed, DTC's practice is to determine by lot the amount of the interest of each Direct Participant in such maturity to be redeemed.

Neither DTC nor Cede & Co. (nor any other DTC nominee) will consent or vote with respect to Bonds unless authorized by a Direct Participant in accordance with DTC's procedures. Under its usual procedures, DTC mails an Omnibus Proxy to The District as soon as possible after the record date. The Omnibus Proxy assigns Cede & Co.'s consenting or voting rights to those Direct Participants to whose accounts Bonds are credited on the record date (identified in a listing attached to the Omnibus Proxy).

All payments on the Bonds will be made to Cede & Co., or such other nominee as may be requested by an authorized representative of DTC. DTC's practice is to credit Direct Participants' accounts upon DTC's receipt of funds and corresponding detail information from the District or the Paying Agent/Registrar, on payable date in accordance with their respective holdings shown on DTC's records. Payments by Participants to Beneficial Owners will be governed by standing instructions and customary practices, as is the case with securities held for the accounts of customers in bearer form or registered in "street name," and will be the responsibility of such Participant and not of DTC, the Paying Agent/Registrar, or the District, subject to any statutory or regulatory requirements as may be in effect from time to time. All payments with respect to the Bonds to Cede & Co. (or such other nominee as may be requested by an authorized representative of DTC) are the responsibility of the District or the Paying Agent/Registrar, disbursement of such payments to Direct Participants will be the responsibility of DTC, and disbursement of such payments to the Beneficial Owners will be the responsibility of Direct and Indirect Participants.

DTC may discontinue providing its services as depository with respect to the Bonds at any time by giving reasonable notice to the District or the Paying Agent/Registrar. Under such circumstances, in the event that a successor depository is not obtained, physical Bond certificates are required to be printed and delivered.

The District may decide to discontinue use of the system of book-entry-only transfers through DTC (or a successor securities depository). In that event, physical Bond certificates will be printed and delivered to bond holders.

The information in this section concerning DTC and DTC's Book-Entry-Only System has been obtained from sources that the District believes to be reliable, but none of the District, the Financial Advisor, nor the Underwriters take any responsibility for the accuracy thereof.

Use of Certain Terms in Other Sections of this Official Statement

In reading this Official Statement it should be understood that while the Bonds are in the Book-Entry-Only System, references in other sections of this Official Statement to registered owners should be read to include the person for which the Direct or Indirect Participant acquires an interest in the Bonds, but (i) all rights of ownership must be exercised through DTC and the Book-Entry-Only System, and (ii) except as described above, notices that are to be given to registered owners under the Order will be given only to DTC.

REGISTRATION, TRANSFER AND EXCHANGE

Paying Agent/Registrar

The initial Paying Agent/Registrar for the Bonds is BOKF, NA, Dallas, Texas. In the Order, the District covenants to maintain and provide a Paying Agent/Registrar until the Bonds are duly paid.

Successor Paying Agent/Registrar

Provision is made in the Order for replacing the Paying Agent/Registrar. If the District replaces the Paying Agent/Registrar, such Paying Agent/Registrar shall, promptly upon the appointment of a successor, deliver the Paying Agent/Registrar's records to the successor Paying Agent/Registrar, and the successor Paying Agent/Registrar shall act in the same capacity as the previous Paying Agent/Registrar. Any successor Paying Agent/Registrar selected by the District shall be a commercial bank or trust company organized under the laws of the United States or any state or other entity duly qualified and legally authorized to serve and perform the duties of the Paying Agent/Registrar for the Bonds. Upon any change in the Paying Agent/Registrar for the Bonds, the District has agreed to promptly cause a written notice thereof to be sent to each registered owner of the Bonds by United States mail, first-class, postage prepaid, which notice shall also give the address of the new Paying Agent/Registrar.

Initial Registration

Definitive Bonds will be initially registered and delivered only to CEDE & CO., the nominee of DTC pursuant to the Book-Entry-Only System described herein.

Future Registration

In the event the Book-Entry-Only System is discontinued, the Bonds may be transferred, registered and assigned on the registration books only upon presentation and surrender of the Bonds to the Paying Agent/Registrar, and such registration and transfer shall be without expense or service charge to the registered owner, except for any tax or other governmental charges required to be paid with respect to such registration and transfer. A Bond may be assigned by the execution of an assignment form on the Bonds or by other instrument of transfer and assignment acceptable to the Paying Agent/Registrar. A new Bond or Bonds will be delivered by the Paying Agent/Registrar in lieu of the Bond or Bonds being transferred or exchanged at the corporate trust office of the Paying Agent/Registrar, or sent by United States registered mail to the new registered owner at the registered owner's request, risk and expense. To the extent possible, new Bonds issued in an exchange or transfer of Bonds will be delivered to the registered owner or assignee of the registered owner in not more than three (3) business days after the receipt of the Bonds to be canceled in the exchange or transfer and the written instrument of transfer or request for exchange duly executed by the registered owner or his duly authorized agent, in form satisfactory to the Paying Agent/Registrar. New Bonds registered and delivered in an exchange or transfer shall be in authorized denominations and for a like aggregate principal amount as the Bonds surrendered for exchange or transfer.

Record Date For Interest Payment

The record date ("Record Date") for determining the person to whom the interest on the Bonds is payable on any interest payment date means the close of business on the last business day of the next preceding month. In the event of a non-payment of interest on a scheduled payment date, and for 30 days thereafter, a new record date for such interest payment (a "Special Record Date") will be established by the Paying Agent/Registrar, if and when funds for the payment of such interest have been received from the District. Notice of the Special Record Date and of the scheduled payment date of the past due interest (the "Special Payment Date" which shall be 15 days after the Special Record Date) shall be sent at least five business days prior to the Special Record Date by United States mail, first class, postage prepaid, to the address of each registered owner of a Bond appearing on the books of the Paying Agent/Registrar at the close of business on the last business day next preceding the date of mailing of such notice.

Limitation on Transfer of Bonds

The Paying Agent/Registrar shall not be required to make any such transfer, conversion or exchange (i) during the period commencing with the close of business on any Record Date and ending with the opening of business on the next following principal or interest payment date or (ii) with respect to any Bond or any portion thereof called for redemption prior to maturity, within 45 days prior to its redemption date; provided, however, that such limitation shall not apply to uncalled portions of a Bond redeemed in part.

Replacement Bonds

If any Bond is mutilated, destroyed, stolen or lost, a new Bond in the same principal amount as the Bond so mutilated, destroyed, stolen or lost will be issued. In the case of a mutilated Bond, such new Bond will be delivered only upon surrender and cancellation of such mutilated Bond. In the case of any Bond issued in lieu of and substitution for a Bond which has been destroyed, stolen or lost, such new Bond will be delivered only (a) upon filing with the District and the Paying Agent/Registrar a certificate to the effect that such Bond has been destroyed, stolen or lost and proof of the ownership thereof, and (b) upon furnishing the District and the Paying Agent/Registrar with indemnity satisfactory to them. The person requesting the authentication and delivery of a new Bond must pay such expenses as the Paying Agent/Registrar may incur in connection therewith.

THE PERMANENT SCHOOL FUND GUARANTEE PROGRAM

The information below concerning the State Permanent School Fund and the Guarantee Program for school district bonds has been provided by the Texas Education Agency (the "TEA") and is not guaranteed as to accuracy or completeness by, and is not construed as a representation by the District, the Financial Advisor, or the Underwriters.

This disclosure statement provides information relating to the program (the "Guarantee Program") administered by the Texas Education Agency (the "TEA") with respect to the Texas Permanent School Fund guarantee of tax-supported bonds issued by Texas school districts and the guarantee of revenue bonds issued by or for the benefit of Texas charter districts. The Guarantee Program was authorized by an amendment to the Texas Constitution in 1983 and is governed by Subchapter C of Chapter 45 of the Texas Education Code, as amended (the "Act"). While the Guarantee Program applies to bonds issued by or for both school districts and charter districts, as described below, the Act and the program rules for the two types of districts have some distinctions. For convenience of description and reference, those aspects of the Guarantee Program that are applicable to school district bonds and to charter district bonds are referred to herein as the "School District Bond Guarantee Program" and the "Charter District Bond Guarantee Program," respectively.

Some of the information contained in this Section may include projections or other forward-looking statements regarding future events or the future financial performance of the Texas Permanent School Fund (the "PSF" or the "Fund"). Actual results may differ materially from those contained in any such projections or forward-looking statements.

During the 87th Regular Session of the Texas Legislature (the “87th Regular Session”), which concluded on May 31, 2021, Senate Bill 1232 (“SB 1232” or “the bill”) was enacted, and the bill became effective on September 1, 2021. SB 1232 provides for a variety of changes to the operations and management of the Fund, including the creation of the Permanent School Fund Corporation (the “PSF Corporation”), and the delegation of responsibility to manage the portion of the Fund previously under the management supervision of the State Board of Education (the “SBOE”) to the PSF Corporation. SB 1232 also requires changes with respect to the management of certain investments previously made at the discretion of the Texas School Land Board (“the “SLB”), including limiting the types of investments that may be made by the SLB and mandating the transfer of cash and certain other investment properties from the SLB to the PSF Corporation once the PSF Corporation is created. Certain of the authorizations of SB 1232, including the creation of the PSF Corporation have occurred, but other authorized changes are expected to be implemented in phases, generally from the first quarter of calendar year 2022 through the end of calendar year 2023. See “Management Transition to the PSF Corporation” for a summary of SB 1232 and its expected impact on the management and operations of the Fund.

History and Purpose

The PSF supports the State’s public school system in two major ways: distributions to the constitutionally established Available School Fund (the “ASF”), as described below, and the guarantee of school district and charter district issued bonds through the Guarantee Program. The PSF was created with a \$2,000,000 appropriation by the Texas Legislature (the “Legislature”) in 1854 expressly for the benefit of the public schools of Texas, with the sole purpose of assisting in the funding of public education for present and future generations. The Constitution of 1876 described that the PSF would be “permanent,” and stipulated that certain lands and all proceeds from the sale of these lands should also constitute the PSF. Additional acts later gave more public domain land and rights to the PSF. In 1953, the U.S. Congress passed the Submerged Lands Act that relinquished to coastal states all rights of the U.S. navigable waters within state boundaries. If the state, by law, had set a larger boundary prior to or at the time of admission to the Union, or if the boundary had been approved by Congress, then the larger boundary applied. After three years of litigation (1957-1960), the U. S. Supreme Court on May 31, 1960, affirmed Texas’ historic three marine leagues (10.35 miles) seaward boundary. Texas proved its submerged lands property rights to three leagues into the Gulf of Mexico by citing historic laws and treaties dating back to 1836. All lands lying within that limit belong to the PSF. The proceeds from the sale and the mineral-related rental of these lands, including bonuses, delay rentals and royalty payments, become the corpus of the Fund. Prior to the approval by the voters of the State of an amendment to the constitutional provision under which the Fund is established and administered, which occurred on September 13, 2003 (the “Total Return Constitutional Amendment”), and which is further described below, only the income produced by the PSF could be used to complement taxes in financing public education, which primarily consisted of income from securities, capital gains from securities transactions and royalties from the sale of oil and natural gas. The Total Return Constitutional Amendment provides that interest and dividends produced by Fund investments will be additional revenue to the PSF.

On November 8, 1983, the voters of the State approved a constitutional amendment that provides for the guarantee by the PSF of bonds issued by school districts. On approval by the State Commissioner of Education (the “Education Commissioner”), bonds properly issued by a school district are fully guaranteed by the PSF. See “The School District Bond Guarantee Program.”

In 2011, legislation was enacted that established the Charter District Bond Guarantee Program as a new component of the Guarantee Program. That legislation authorized the use of the PSF to guarantee revenue bonds issued by or for the benefit of certain open-enrollment charter schools that are designated as “charter districts” by the Education Commissioner. On approval by the Education Commissioner, bonds properly issued by a charter district participating in the Guarantee Program are fully guaranteed by the PSF. The Charter District Bond Guarantee Program became effective on March 3, 2014. See “The Charter District Bond Guarantee Program.”

State law also permits charter schools to be chartered and operated by school districts and other political subdivisions, but bond financing of facilities for school district-operated charter schools is subject to the School District Bond Guarantee Program, not the Charter District Bond Guarantee Program.

While the School District Bond Guarantee Program and the Charter District Bond Guarantee Program relate to different types of bonds issued for different types of Texas public schools, and have different program regulations and requirements, a bond guaranteed under either part of the Guarantee Program has the same effect with respect to the guarantee obligation of the Fund thereto, and all guaranteed bonds are aggregated for purposes of determining the capacity of the Guarantee Program (see “Capacity Limits for the Guarantee Program”). The Charter District Bond Guarantee Program as enacted by State law has not been reviewed by any court, nor has the Texas Attorney General (the “Attorney General”) been requested to issue an opinion, with respect to its constitutional validity.

Audited financial information for the SBOE financial portfolios of the PSF is provided annually through the PSF Comprehensive Annual Financial Report (the “Annual Report”), which is filed with the Municipal Securities Rulemaking Board (“MSRB”). The SLB’s land and real assets investment operations, which are part of the PSF as described below, are included in the annual financial report of the Texas General Land Office (the “GLO”) that is included in the comprehensive annual report of the State of Texas. The Annual Report includes the Message of the Executive Administrator of the Fund (the “Message”) and the Management’s Discussion and Analysis (“MD&A”). The Annual Report for the year ended August 31, 2021, when filed with the MSRB in accordance with the PSF undertaking and agreement made in accordance with Rule 15c2-12 (“Rule 15c2-12”) of the federal Securities and Exchange Commission (the “SEC”), as described below, is hereby incorporated by reference into this disclosure. Information included herein for the year ended August 31, 2021 is derived from the audited financial statements of the PSF, which are included in the Annual Report when and as it is filed and posted. Reference is made to the Annual Report for the complete Message and MD&A for the year ended August 31, 2021 and for a description of the financial results of the PSF for the year ended August 31, 2021, the most recent year for which audited financial information regarding the Fund is available. The 2021 Annual Report speaks only as of its date and the TEA has not obligated itself to update the 2021 Annual Report or any other Annual Report. The TEA posts (i) each Annual Report, which includes statistical data regarding the Fund as of the close of each fiscal year, (ii) the most recent disclosure for the Guarantee Program, (iii) the Statement of Investment Objectives, Policies and Guidelines of the Texas Permanent School Fund, which is codified at 19 Texas Administrative Code, Chapter 33 (the “Investment Policy”), and (iv) monthly updates with respect to the capacity of the Guarantee Program (collectively, the “Web Site Materials”) on the TEA web site at http://tea.texas.gov/Finance_and_Grants/Permanent_School_Fund/ and with the MSRB at www.emma.msrb.org. Such monthly updates regarding the Guarantee Program are also incorporated herein and made a part hereof for all purposes. In addition to the Web Site Materials, the Fund is required to make quarterly filings with the SEC under Section 13(f) of the Securities Exchange Act of 1934. Such filings, which consist of a list of the Fund’s holdings of securities specified in Section 13(f), including exchange-traded (e.g., NYSE) or NASDAQ-quoted stocks, equity options and warrants, shares of closed-end investment companies and certain convertible debt securities, is available from the SEC at www.sec.gov/edgar.shtml. A list of the Fund’s equity and fixed income holdings as of August 31 of each year is posted to the TEA web site and filed with the MSRB. Such list excludes holdings in the Fund’s securities lending program. Such list, as filed, is incorporated herein and made a part hereof for all purposes. See “Management Transition to the PSF Corporation” for ongoing changes in the management structure of the Fund that may result in changes to the annual audit prepared with respect to the Fund.

Management and Administration of the Fund Prior to the Implementation of SB 1232

The following discussion describes the legal and management structure of the Fund prior to full implementation of SB 1232, which has begun and is expected to continue in phases over an approximately two year period. See “Management Transition to the PSF

Corporation” for summaries of certain laws applicable to the Fund pursuant to the Texas Constitution and SB 1232 and the ongoing changes in the management structure of the Fund.

The Texas Constitution and applicable statutes delegate to the SBOE the authority and responsibility for investment of the PSF’s financial assets. The SBOE consists of 15 members who are elected by territorial districts in the State to four year terms of office.

The Texas Constitution provides that the Fund shall be managed through the exercise of the judgment and care under the circumstances then prevailing which persons of ordinary prudence, discretion and intelligence exercise in the management of their own affairs, not in regard to speculation, but in regard to the permanent disposition of their funds, considering the probable income therefrom as well as the probable safety of their capital (the “Prudent Person Standard”). The SBOE has adopted a “Statement of Investment Objectives, Policies, and Guidelines of the Texas Permanent School Fund,” which is codified in the Texas Administrative Code beginning at 19 TAC section 33.1.

In accordance with the Texas Constitution, the SBOE views the PSF as a perpetual endowment, and the Fund is managed as an endowment fund with a long-term investment horizon. Under the total-return investment objective, the Investment Policy provides that the PSF shall be managed consistently with respect to the following: generating income for the benefit of the public free schools of Texas, the real growth of the corpus of the PSF, protecting capital, and balancing the needs of present and future generations of Texas school children. As described below, the Total Return Constitutional Amendment restricts the annual pay-out from the Fund to both (i) 6% of the average of the market value of the Fund, excluding real property, on the last day of each of the sixteen State fiscal quarters preceding the Regular Session of the Legislature that begins before that State fiscal biennium, and (ii) the total-return on all investment assets of the Fund over a rolling ten-year period.

By law, the Education Commissioner is appointed by the Governor, with Senate confirmation, and assists the SBOE, but the Education Commissioner can neither be hired nor dismissed by the SBOE. The Executive Administrator of the Fund is hired by and reports to the Education Commissioner. Moreover, although the Fund’s Executive Administrator and the PSF staff at TEA implement the decisions of and provide information to the School Finance/PSF Committee of the SBOE (the “PSF Committee of the SBOE”) and the full SBOE, the SBOE can neither select nor dismiss the Executive Administrator. TEA’s General Counsel provides legal advice to the Executive Administrator and to the SBOE. The SBOE has also engaged outside counsel to advise it as to its duties over the Fund, including specific actions regarding the investment of the PSF to ensure compliance with fiduciary standards, and to provide transactional advice in connection with the investment of Fund assets in non-traditional investments.

The Total Return Constitutional Amendment shifted administrative costs of the Fund from the ASF to the PSF, providing that expenses of managing the PSF are to be paid “by appropriation” from the PSF. In January 2005, the Attorney General issued a legal opinion, Op. Tex. Att’y Gen. No. GA-0293 (2005), stating that the Total Return Constitutional Amendment does not require the SBOE to pay from such appropriated PSF funds the indirect management costs deducted from the assets of a mutual fund or other investment company in which PSF funds have been invested.

The SBOE/PSF investment staff and the SBOE’s investment consultant for the Fund are tasked with advising the SBOE with respect to the implementation of the Fund’s asset allocation policy, including the timing and manner of the selection of any external managers and other consultants.

The SBOE contracts with a financial institution for custodial and securities lending services in addition to the performance measurement of the total return of the Fund’s financial assets managed by the SBOE. A consultant is typically retained for the purpose of providing consultation with respect to strategic asset allocation decisions and to assist the SBOE in selecting external fund management advisors. Like other State agencies and instrumentalities that manage large investment portfolios, the PSF has an incentive compensation plan that may provide additional compensation for investment personnel, depending upon the criteria relating to the investment performance of the Fund.

The Act requires that the Education Commissioner prepare, and the SBOE approve, an annual status report on the Guarantee Program (which is included in the Annual Report). The State Auditor audits the financial statements of the PSF, which are separate from other financial statements of the State.

Texas law assigns to the SLB the ability to control of the Fund’s land and mineral rights and make investments in real assets. Administrative duties related to the land and mineral rights reside with the GLO, which is under the guidance of the elected commissioner of the GLO (the “Land Commissioner). The SLB manages the proceeds of the land and mineral rights that are administered by the GLO on behalf of the Fund. The SLB is governed by a five member board, the membership of which consists of the Land Commissioner, who sits as the chairman of the board, and four citizen members appointed by the Governor. The SLB and is generally authorized to invest in the following asset classes:

- Discretionary real assets investments consisting of externally managed real estate, infrastructure, and energy/minerals investment funds, separate accounts, and co-investment vehicles; internally managed direct real estate investments, and associated cash;
- Sovereign and other lands, being the lands set aside for the Fund when it was created, and other various lands not considered discretionary real asset investments; and,
- Mineral interests associated with Fund lands.

At August 31, 2021, the SLB managed approximately 15% of the PSF, as reflected in the fund balance of the PSF at that date. See “Management Transition to the PSF Corporation” for a summary of SB 1232 and its expected impact on the management and operations of the Fund.

In 2019, the Texas Legislature enacted legislation that required an annual joint meeting of the SLB and the SBOE for the purpose of discussing the allocation of the assets of the PSF and the investment of money in the PSF. Other legislation enacted in 2019 included a bill that created a “permanent school fund liquid account” (the “Liquid Account”) in the PSF for the purpose of receiving funds transferred from the SLB on a quarterly basis that are not then invested by the SLB or needed within the forthcoming quarter for investment by the SBOE. That legislation also provided for the SBOE to administer and invest the Liquid Account and required the TEA, in consultation with the GLO, to conduct a study regarding distributions to the ASF from the PSF. That study (the “PSF Distribution Study”), dated August 31, 2020, is available at <https://tea.texas.gov/sites/default/files/TEA-Distribution-Study.pdf>

Management Transition to the PSF Corporation

In accordance with SB 1232, at its November 2021 board meeting, the SBOE approved the articles of formation of the PSF Corporation. The articles were filed on December 1, 2021, thus effecting the creation of the PSF Corporation. SB 1232 authorizes the SBOE to delegate investment authority over the PSF and the Charter District Reserve Fund to the PSF Corporation. The bill also provides that the PSF Corporation, the SBOE and TEA must coordinate to determine the PSF Corporation’s role in the operation and management of the Guarantee Program to ensure the proper and efficient operation of the program.

The description of SB 1232 that follows summarizes some key provisions of the bill. The full text of the bill can be found at <https://capitol.texas.gov/BillLookup/Text.aspx?LegSess=87R&Bill=SB1232>. SB 1232 provides for various transition dates relating to implementation of the bill, with the latest dates generally occurring in calendar year 2023. As a result, the full implementation of SB 1232 will necessarily evolve over time with the timing of certain aspects of its implementation yet to be determined.

As allowed by SB 1232, the PSF Corporation has been created as a special-purpose governmental corporation and instrumentality of the State which is entitled to sovereign immunity. The PSF Corporation is to be governed by nine-member board of directors (the "Board"), consisting of five members of the SBOE, the Land Commissioner, and three appointed members who have substantial background and expertise in investments and asset management; with one of the appointees being appointed by the Land Commissioner and the other two appointed by the Governor with confirmation by the Senate.

At the inaugural meeting of the Board in January 2022, the Board appointed the Executive Administrator of the Fund as the interim chief executive officer of the PSF Corporation and in April 2022 the Executive Administrator of the Fund was confirmed as the chief executive officer of the PSF Corporation. The chief executive officer will report to the Board. Any amendments to the PSF Corporation's articles of formation and bylaws will be adopted by the Board but are subject to approval by the SBOE.

Notwithstanding the management transition for the Fund from the SBOE to the PSF Corporation, the provisions of the Texas Constitution that formerly applied to the SBOE's management will continue to provide a framework for the management of the Fund. In particular, the Prudent Person Standard is applicable to the PSF Corporation, and the Total Return Constitutional Amendment will govern distributions from the PSF to the ASF by the SBOE. A separate constitutional provision allowing distributions from the PSF to the ASF that is currently used by the SLB was also granted to the PSF Corporation. When determining any amount to distribute, the PSF Corporation may consider distributions made by the SBOE. In addition, the Fund will continue to be managed as a perpetual endowment for the benefit of citizens of the State.

The SLB's investments in real estate investment funds and real asset investment funds will transfer to the PSF Corporation. Beginning December 31, 2022, the SLB will no longer be authorized to make investments into funds; however, the SLB will still be able to invest in land, mineral and royalty interests, and direct real estate holdings; the SLB will also be required to send PSF mineral revenue to the PSF Corporation for investment, subject to designation via the appropriations process to cover GLO expenses of managing the minerals. Tentatively, the transfer of SLB assets to the management of the PSF Corporation is expected to occur in late 2022 or early 2023, but exceptions could be made for specific investments.

In connection with the transfer of SLB's investment funds to the PSF Corporation, the PSF Corporation will also determine when the Liquid Account can be abolished, and any remaining balance transferred to the PSF managed by the PSF Corporation.

Not less than once each year, the Board must submit an audit report to the Legislative Budget Board ("LBB") regarding the operations of the PSF Corporation. The PSF Corporation may contract with a certified public accountant or the State Auditor to conduct an independent audit of the operations of the PSF Corporation, but such authorization does not affect the State Auditor's authority to conduct an audit of the PSF Corporation in accordance with other State laws.

As required by State law, during the 87th Regular Session the LBB issued a fiscal note on SB 1232. The fiscal note stated that uncertainty exists regarding the nature of future returns and the effect of the bill on distributions from all components of the PSF to the ASF, such that the financial impact of the bill could not be determined during the legislative session. However, the fiscal note stated that TEA and the GLO projected that the changes effected by the bill will have a positive fiscal impact in terms of growth of the Fund and future Fund distributions. No assurances can be given as to future investment results for the Fund.

The State general appropriations act for fiscal years 2022-23 required TEA (and GLO) to submit a plan to the LBB describing the steps required to implement SB 1232, and the plan was submitted on September 1, 2021. The plan included a description of appropriated funds and full time equivalent employees ("FTEs") to be transferred to PSF Corporation and identified costs to accrue to TEA as a result of such transfers. The plan identified a cost range of approximately \$8,000,000 to \$11,000,000 required in connection with the establishment of the PSF Corporation. During the Summer or Fall of 2022, an appropriation request is expected to be made by the chief executive officer of the PSF Corporation acting in cooperation with the Board to LBB in preparation for the 2024-2025 State biennium.

The Total Return Constitutional Amendment

The Total Return Constitutional Amendment approved a fundamental change in the way that distributions are made to the ASF from the PSF. Prior to the adoption of the Total Return Constitutional Amendment, all interest and dividend income produced by Fund investments flowed into the ASF, where they were distributed to local school districts and open-enrollment charter schools based on average daily attendance, any net gains from investments of the Fund were reflected in the value of the PSF, and costs of administering the PSF were allocated to the ASF. The Total Return Constitutional Amendment requires that PSF distributions to the ASF be determined using a 'total-return-based' formula instead of the 'current-income-based' formula, which was used from 1964 to the end of the 2003 fiscal year. The Total Return Constitutional Amendment provides that the total amount distributed from the Fund to the ASF: (1) in each year of a State fiscal biennium must be an amount that is not more than 6% of the average of the market value of the Fund, excluding real property (the "Distribution Rate"), on the last day of each of the sixteen State fiscal quarters preceding the Regular Session of the Legislature that begins before that State fiscal biennium, in accordance with the rate adopted by: (a) a vote of two-thirds of the total membership of the SBOE, taken before the Regular Session of the Legislature convenes or (b) the Legislature by general law or appropriation, if the SBOE does not adopt a rate as provided by clause (a); and (2) over the ten-year period consisting of the current State fiscal year and the nine preceding state fiscal years may not exceed the total return on all investment assets of the Fund over the same ten-year period (the "Ten Year Total Return"). In April 2009, the Attorney General issued a legal opinion, Op. Tex. Att'y Gen. No. GA-0707 (2009) ("GA-0707"), with regard to certain matters pertaining to the Distribution Rate and the determination of the Ten Year Total Return. In GA-0707 the Attorney General opined, among other advice, that (i) the Ten Year Total Return should be calculated on an annual basis, (ii) a contingency plan adopted by the SBOE, to permit monthly transfers equal in aggregate to the annual Distribution Rate to be halted and subsequently made up if such transfers temporarily exceed the Ten Year Total Return, is not prohibited by State law, provided that such contingency plan applies only within a fiscal year time basis, not on a biennium basis, and (iii) that the amount distributed from the Fund in a fiscal year may not exceed 6% of the average of the market value of the Fund or the Ten Year Total Return. In accordance with GA-0707, in the event that the Ten Year Total Return is exceeded during a fiscal year, transfers to the ASF will be halted. However, if the Ten Year Total Return subsequently increases during that biennium, transfers may be resumed, if the SBOE has provided for that contingency, and made in full during the remaining period of the biennium, subject to the limit of 6% in any one fiscal year. Any shortfall in the transfer that results from such events from one biennium may not be paid over to the ASF in a subsequent biennium as the SBOE would make a separate payout determination for that subsequent biennium.

In determining the Distribution Rate, the SBOE has adopted the goal of maximizing the amount distributed from the Fund in a manner designed to preserve "intergenerational equity." The definition of intergenerational equity that the SBOE has generally followed is the maintenance of purchasing power to ensure that endowment spending keeps pace with inflation, with the ultimate goal being to ensure that current and future generations are given equal levels of purchasing power in real terms. In making this determination, the SBOE takes into account various considerations, and relies upon its staff and external investment consultants, which undertake analysis for long-term projection periods that includes certain assumptions. Among the assumptions used in the analysis are a projected rate of growth of student enrollment State-wide, the projected contributions and expenses of the Fund, projected returns in the capital markets and a projected inflation rate.

On November 8, 2011, a referendum was held in the State at which voters of the State approved amendments that effected an increase to the base amount used in calculating the Distribution Rate from the Fund to the ASF and authorized the SLB to make direct transfers to the ASF, as described below.

The November 8, 2011 referendum included an increase to the base used to calculate the Distribution Rate by adding to the calculation base certain discretionary real assets and cash in the Fund that is managed by entities other than the SBOE (at present, by the SLB). The value of those assets was already included in the value of the Fund for purposes of the Guarantee Program, but prior to the amendment had not been included in the calculation base for purposes of making transfers from the Fund to the ASF. While the amendment provided for an increase in the base for the calculation of approximately \$2 billion, no new resources were provided for deposit to the Fund. As described under "The Total Return Constitutional Amendment" the SBOE is prevented from approving a Distribution Rate or making a pay out from the Fund if the amount distributed would exceed 6% of the average of the market value of the Fund, excluding real property in the Fund, but including discretionary real asset investments on the last day of each of the sixteen State fiscal quarters preceding the Regular Session of the Legislature that begins before that State fiscal biennium or if such pay out would exceed the Ten Year Total Return.

The constitutional amendments approved on November 8, 2011, also provided authority to the GLO or another entity (described in statute as the SLB) that has responsibility for the management of revenues derived from land or other properties of the PSF to determine whether to transfer an amount each year to the ASF from the revenue derived during the current year from such land or properties. Prior to November 2019, the amount authorized to be transferred to the ASF from the GLO or SLB was limited to \$300 million per year. On November 5, 2019, a constitutional amendment was approved by State voters that increased the maximum transfer to the ASF to \$600 million each year from the revenue derived during that year from the PSF from the GLO, the SBOE or another entity to the extent such entity has the responsibility for the management of revenues derived from such land or other properties. Any amount transferred to the ASF pursuant to this constitutional provision is excluded from the 6% Distribution Rate limitation applicable to SBOE transfers.

The following table shows amounts distributed to the ASF from the portions of the Fund administered by the SBOE (the "PSF(SBOE)") and the SLB (the "PSF(SLB)").

Annual Distributions to the Available School Fund¹

| <u>Fiscal Year Ending</u> | <u>2012</u> | <u>2013</u> | <u>2014</u> | <u>2015</u> | <u>2016</u> | <u>2017</u> | <u>2018</u> | <u>2019</u> | <u>2020</u> | <u>2021</u> |
|---------------------------|-------------|-------------|-------------|-------------|-------------|-------------|-------------|-------------|-------------|--------------------|
| PSF(SBOE) Distribution | \$1,021 | \$1,021 | \$839 | \$839 | \$1,056 | \$1,056 | \$1,236 | \$1,236 | \$1,102 | \$1,102 |
| PSF(SLB) Distribution | \$0 | \$300 | \$0 | \$0 | \$0 | \$0 | \$0 | \$300 | \$600 | \$600 ² |
| Per Student Distribution | \$221 | \$281 | \$175 | \$173 | \$215 | \$212 | \$247 | \$306 | \$347 | \$341 |

¹ In millions of dollars. Source: PSF Annual Report for year ended August 31, 2021.

² In September 2020, the SBOE approved a special, one-time transfer of \$300 million from the portion of the PSF managed by the SBOE to the portion of the PSF managed by the SLB, which amount is to be transferred to the ASF by the SLB in fiscal year 2021. In approving the special transfer, the SBOE determined that the transfer was in the best interest of the PSF due to the historic nature of the public health and economic circumstances resulting from the COVID-19 pandemic and its impact on the school children of Texas.

In November 2020, the SBOE approved a projected \$3.4 billion distribution to the ASF for State fiscal biennium 2022-2023. In making its determination of the 2022-2023 Distribution Rate, the SBOE took into account the announced planned distribution to the ASF by the SLB of \$875 million for the biennium.

Efforts to achieve the intergenerational equity objective, as described above, result in changes in the Distribution Rate for each biennial period. The following table sets forth the Distribution Rates announced by the SBOE in the fall of each even numbered year to be applicable for the following biennium.

| <u>State Fiscal Biennium</u> | <u>2008-09</u> | <u>2010-11</u> | <u>2012-13</u> | <u>2014-15</u> | <u>2016-17</u> | <u>2018-19</u> | <u>2020-21</u> | <u>2022-23</u> |
|---|----------------|----------------|----------------|----------------|----------------|----------------|----------------|----------------|
| <u>SBOE Distribution Rate¹</u> | 3.5% | 2.5% | 4.2% | 3.3% | 3.5% | 3.7% | 2.974% | 4.18% |

¹ Includes only distributions made to the ASF by the SBOE; see the immediately preceding table for amounts of direct SLB distributions to the ASF.

See "Management Transition to the PSF Corporation" for a discussion of planned changes in the management of the Fund that may impact distributions to the ASF.

Asset Allocation of Fund Portfolios

With respect to the management of the Fund's financial assets portfolio, the single most significant change made to date as a result of the Total Return Constitutional Amendment has been new asset allocation policies adopted from time to time by the SBOE. The SBOE generally reviews the asset allocations during its summer meeting in even-numbered years. The first asset allocation policy adopted by the SBOE following the Total Return Constitutional Amendment was in February 2004, and the policy was reviewed and modified or reaffirmed in the summers of each even-numbered year, most recently in July 2020. The Fund's Investment Policy provides for minimum and maximum ranges among the components of each of the asset classifications: equities, fixed income and alternative asset investments. The alternative asset allocation category includes real estate, real return, absolute return and private equity components. Alternative asset classes diversify the SBOE-managed assets and are not as correlated to traditional asset classes, which is intended to increase investment returns over the long run while reducing risk and return volatility of the portfolio. Given the greater weighting in the overall portfolio of passively managed investments, it is expected that the Fund will reflect the general performance returns of the markets in which the Fund is invested.

The most recent asset allocation of the PSF(SBOE), approved by the SBOE in July 2020, is set forth below, along with the current asset allocations of the PSF(SLB) and the asset allocation of the Liquid Account (the Liquid Account asset allocation was most recently revised in November 2021). The next scheduled review of the PSF(SBOE) asset allocation is June 2022. See "Management Transition to the PSF Corporation" for a discussion of planned changes in the management of the Fund that could affect the responsibility for review of the asset allocation and the timing of asset allocation review, as well as elimination of the Liquid Account.

PSF Strategic Asset Allocations

| | PSF Total | PSF(SBOE) | PSF(SLB) | Liquid Account |
|--------------------------------------|--------------|-----------|----------|-------------------|
| Equity Total | 47% | 52% | 0% | 60% |
| Public Equity Total | 34% | 37% | 0% | 60% |
| Large Cap US Equity | 13% | 14% | 0% | 30% |
| Small/Mid Cap US Equity | 5% | 6% | 0% | 7% |
| International Equities | 13% | 14% | 0% | 23% |
| Emerging Markets Equity | 2% | 3% | 0% | 0% |
| Private Equity | 13% | 15% | 0% | 0% |
| Fixed Income Total | 27% | 25% | 0% | 38% |
| Core Bonds | 11% | 12% | 0% | 10% |
| High Yield | 2% | 3% | 0% | 0% |
| Emerging Markets Debt | 6% | 7% | 0% | 0% |
| Treasuries | 2% | 3% | 0% | 0% |
| TIPS | 3% | 0% | 0% | 5% |
| Short Duration | 2% | 0% | 0% | 23% |
| Alternative Investments Total | 25% | 22% | 100% | 0% |
| Absolute Return | 6% | 7% | 0% | 0% |
| Real Estate | 12% | 11% | 33% | 0% |
| Real Return | 1% | 4% | 0% | 0% |
| Energy | 3% | 0% | 35% | 0% |
| Infrastructure | 3% | 0% | 32% | 0% |
| Emerging Manager Program | 0% | 1% | 0% | 0% |
| Cash | 2% | 0% | 0% | 2% |

For a variety of reasons, each change in asset allocation for the Fund has been implemented in phases, and that approach is likely to be carried forward when and if the asset allocation policy is again modified.

The table below sets forth the comparative investments of the PSF(SBOE) for the years ending August 31, 2020 and 2021.

Comparative Investment Schedule - PSF(SBOE)¹

| Fair Value (in millions) August 31, 2021 and 2020 | | | | |
|---|--------------------|--------------------|-------------------------------------|-------------------|
| ASSET CLASS | August 31, 2021 | August 31, 2020 | Amount of Increase (Decrease) | Percent Change |
| EQUITY | | | | |
| Domestic Small Cap | \$ 2,597.3 | \$ 2,005.8 | \$ 591.5 | 29.5% |
| Domestic Large Cap | <u>6,218.7</u> | <u>5,106.3</u> | <u>1,112.4</u> | <u>21.8%</u> |
| Total Domestic Equity | 8,816.0 | 7,112.1 | 1,703.9 | 24.0% |
| International Equity | <u>8,062.1</u> | <u>6,380.9</u> | <u>1,681.2</u> | <u>26.3%</u> |
| TOTAL EQUITY | 16,878.1 | 13,493.0 | 3,385.1 | 25.1% |
| FIXED INCOME | | | | |
| Domestic Fixed Income | 4,853.1 | 4,232.6 | 620.5 | 14.7% |
| U.S. Treasuries | 1,243.3 | 918.7 | 324.6 | 35.3% |
| Emerging Market Debt | <u>2,683.7</u> | <u>2,450.7</u> | <u>233.0</u> | <u>9.5%</u> |
| TOTAL FIXED INCOME | 8,780.1 | 7,602.0 | 1,178.1 | 15.5% |
| ALTERNATIVE INVESTMENTS | | | | |
| Absolute Return | 3,546.0 | 3,517.2 | 28.8 | 0.8% |
| Real Estate | 3,706.0 | 3,102.1 | 603.9 | 19.5% |
| Private Equity | 7,724.6 | 4,761.5 | 2,963.1 | 62.2% |
| Risk Parity | - | 1,164.9 | (1,164.9) | -100.0% |
| Real Return | <u>1,675.5</u> | <u>2,047.4</u> | <u>(371.9)</u> | <u>-18.2%</u> |
| TOTAL ALT INVESTMENTS | 16,652.1 | 14,593.1 | 2,059.0 | 14.1% |
| UNALLOCATED CASH | <u>262.9</u> | <u>122.9</u> | <u>140.0</u> | <u>113.9%</u> |
| TOTAL PSF(SBOE) INVESTMENTS | \$ 42,573.2 | \$ 35,811.0 | \$ 6,762.2 | 18.9% |

Source: PSF Annual Report for year ended August 31, 2021.

¹ The investments shown in the table above at August 31, 2021 do not fully reflect the changes made to the PSF Strategic Asset Allocation in 2020, as those changes were still being phased in at the end of the fiscal year.

In accordance with legislation enacted during 2019, the PSF has established the Liquid Account for purposes of investing cash received from the SLB to be invested in liquid assets and managed by the SBOE in the same manner it manages the PSF. That cash was previously included in the PSF valuation but was held and invested by the State Comptroller. In July 2020, the SBOE adopted an asset allocation policy for the Liquid Account and that policy was revised in November 2021 (the current allocation is as shown in the table "PSF Strategic Asset Allocations" above). As so amended, the Liquid Account asset allocation is expected to be fully implemented in the first calendar quarter of calendar year 2022. See "Management Transition to the PSF Corporation" for a discussion of planned changes in the management of the Fund that could result in the dissolution of the Liquid Account and a blending of assets held in the Liquidity Account into the general investment portfolio of the Fund.

The table below sets forth the investments of the Liquid Account for the year ended August 31, 2021.

Liquid Account Fair Value at August 31, 2021¹

Fair Value (in millions) August 31, 2021 and 2020

| ASSET CLASS | August 31, 2021 | August 31, 2020 | Amount of Increase (Decrease) | Percent Change |
|----------------------------------|--------------------|--------------------|-------------------------------------|-------------------|
| Equity | | | | |
| Domestic Small/Mid Cap | \$228.3 | - | \$228.3 | N/A |
| Domestic Large Cap | <u>578.6</u> | - | <u>578.6</u> | N/A |
| Total Domestic Equity | 806.9 | - | 806.9 | N/A |
| International Equity | <u>392.6</u> | - | <u>392.6</u> | N/A |
| TOTAL EQUITY | 1,199.5 | - | 1,199.5 | N/A |
| Fixed Income | | | | |
| Short-Term Fixed Income | 1,074.8 | \$1,597.3 | (522.5) | -32.7% |
| Core Bonds | 413.1 | - | 413.1 | N/A |
| TIPS | <u>213.9</u> | - | <u>213.9</u> | N/A |
| TOTAL FIXED INCOME | 1,701.8 | 1,597.3 | 104.5 | 6.5% |
| Unallocated Cash | <u>1,420.5</u> | <u>2,453.3</u> | <u>(1,032.8)</u> | -42.1% |
| Total Liquid Account Investments | \$4,321.8 | \$4,050.6 | \$271.2 | 6.7% |

¹ In millions of dollars.

Source: PSF Annual Report for year ended August 31, 2021.

The table below sets forth the comparative investments of the PSF(SLB) for the years ending August 31, 2020 and 2021.

Comparative Investment Schedule - PSF(SLB)

Fair Value (in millions) August 31, 2021 and 2020

| Asset Class | As of <u>8-31-21</u> | As of <u>8-31-20</u> | Increase (Decrease) | Percent Change |
|---|-------------------------|-------------------------|------------------------|-------------------|
| Discretionary Real Assets Investments | | | | |
| Externally Managed | | | | |
| Real Assets Investment Funds ¹ | | | | |
| Energy/Minerals | \$1,707.5 | \$1,164.0 | \$543.5 | 46.7% |
| Infrastructure | 1,652.3 | 1,485.4 | 166.9 | 11.2% |
| Real Estate | <u>1,276.8</u> | <u>1,174.8</u> | <u>102.0</u> | 8.7% |
| Internally Managed Direct | | | | |
| Real Estate Investments | 223.9 | 219.5 | 4.4 | 2.0% |
| Total Discretionary Real Assets Investments | 4,860.5 | 4,043.7 | 816.8 | 20.2% |
| Dom. Equity Rec'd as In-Kind Distribution | 1.7 | 0.9 | 0.8 | 88.9% |
| Sovereign and Other Lands | 405.4 | 408.6 | (3.2) | -0.8% |
| Mineral Interests | 2,720.4 | 2,115.4 | 605 | 28.6% |
| Cash at State Treasury ² | <u>699.2</u> | <u>333.8</u> | <u>365.4</u> | 109.5% |
| Total PSF(SLB) Investments | \$8,687.2 | \$6,902.4 | \$1,784.8 | 25.9% |

¹ The fair values of externally managed real assets investment funds, separate accounts, and co-investment vehicles are estimated using the most recent valuations available, adjusted for subsequent contributions and withdrawals.

² Cash at State Treasury represents amounts that have been deposited in the State Treasury and temporarily invested in short-term investments until called for investment by the external real assets investment funds, separate accounts, and co-investment vehicles to which PSF(SLB) has made capital commitments. Prior to September 1, 2019, PSF(SLB) was required by statute to deposit cash designated by the SLB for investment in real assets in the State Treasury until it is drawn for investment. After September 1, 2019, that cash was moved to the Liquid Account to be invested by the SBOE.

The asset allocation of the Fund's financial assets portfolio is subject to change by the SBOE from time to time based upon a number of factors, including recommendations to the SBOE made by internal investment staff and external consultants. Fund performance may also be affected by factors other than asset allocation, including, without limitation, the general performance of the securities markets and other capital markets in the United States and abroad, which may be affected by different levels of economic activity; decisions of political officeholders; significant adverse weather events and the market impact of domestic and international climate change; development of hostilities in and among nations; cybersecurity threats and events; changes in international trade policies or practices; application of the Prudent Person Standard, which may eliminate certain investment opportunities for the Fund; management fees paid to external managers and embedded management fees for some fund investments; and, PSF operational limitations impacted by Texas law or legislative appropriation. See "Management Transition to the PSF Corporation" for a discussion of planned changes in the management of the Fund that may affect these factors. The Guarantee Program could also be impacted by changes in State or federal law or regulations or the implementation of new accounting standards.

The School District Bond Guarantee Program

The School District Bond Guarantee Program requires an application be made by a school district to the Education Commissioner for a guarantee of its bonds. If the conditions for the School District Bond Guarantee Program are satisfied, the guarantee becomes effective upon approval of the bonds by the Attorney General and remains in effect until the guaranteed bonds are paid or defeased, by a refunding or otherwise.

In the event of default, holders of guaranteed school district bonds will receive all payments due from the corpus of the PSF. Following a determination that a school district will be or is unable to pay maturing or matured principal or interest on any guaranteed bond, the Act requires the school district to notify the Education Commissioner not later than the fifth day before the stated maturity date of such bond or interest payment. Immediately following receipt of such notice, the Education Commissioner must cause to be transferred from the appropriate account in the PSF to the Paying Agent/Registrar an amount necessary to pay the maturing or matured principal and interest. Upon receipt of funds for payment of such principal or interest, the Paying Agent/Registrar must pay the amount due and forward the canceled bond or evidence of payment of the interest to the State Comptroller of Public Accounts (the "Comptroller"). The Education Commissioner will instruct the Comptroller to withhold the amount paid, plus interest, from the first State money payable to the school district. The amount withheld pursuant to this funding "intercept" feature will be deposited to the credit of the PSF. The Comptroller must hold such canceled bond or evidence of payment of the interest on behalf of the PSF. Following full reimbursement of such payment by the school district to the PSF with interest, the Comptroller will cancel the bond or evidence of payment of the interest and forward it to the school district. The Act permits the Education Commissioner to order a school district to set a tax rate sufficient to reimburse the PSF for any payments made with respect to guaranteed bonds, and also sufficient to pay future payments on guaranteed bonds, and provides certain enforcement mechanisms to the Education Commissioner, including the appointment of a board of managers or annexation of a defaulting school district to another school district.

If a school district fails to pay principal or interest on a bond as it is stated to mature, other amounts not due and payable are not accelerated and do not become due and payable by virtue of the district's default. The School District Bond Guarantee Program does not apply to the payment of principal and interest upon redemption of bonds, except upon mandatory sinking fund redemption, and does not apply to the obligation, if any, of a school district to pay a redemption premium on its guaranteed bonds. The guarantee applies to all matured interest on guaranteed school district bonds, whether the bonds were issued with a fixed or variable interest rate and whether the interest rate changes as a result of an interest reset provision or other bond order provision requiring an interest rate change. The guarantee does not extend to any obligation of a school district under any agreement with a third party relating to guaranteed bonds that is defined or described in State law as a "bond enhancement agreement" or a "credit agreement," unless the right to payment of such third party is directly as a result of such third party being a bondholder.

In the event that two or more payments are made from the PSF on behalf of a district, the Education Commissioner shall request the Attorney General to institute legal action to compel the district and its officers, agents and employees to comply with the duties required of them by law in respect to the payment of guaranteed bonds.

Generally, the regulations that govern the School District Bond Guarantee Program (the "SDBGP Rules") limit guarantees to certain types of notes and bonds, including, with respect to refunding bonds issued by school districts, a requirement that the bonds produce debt service savings, and that bonds issued for capital facilities of school districts must have been voted as unlimited tax debt of the issuing district. The Guarantee Program Rules include certain accreditation criteria for districts applying for a guarantee of their bonds, and limit guarantees to districts that have less than the amount of annual debt service per average daily attendance that represents the 90th percentile of annual debt service per average daily attendance for all school districts, but such limitation will not apply to school districts that have enrollment growth of at least 25% over the previous five school years. The SDBGP Rules are codified in the Texas Administrative Code at 19 TAC section 33.65 and are available at <https://tea.texas.gov/sites/default/files/ch033a.pdf>.

The Charter District Bond Guarantee Program

The Charter District Bond Guarantee Program became effective March 3, 2014. The SBOE published final regulations in the Texas Register that provide for the administration of the Charter District Bond Guarantee Program (the "CDBGP Rules"). The CDBGP Rules are codified at 19 TAC section 33.67 and are available at <https://tea.texas.gov/sites/default/files/ch033a.pdf>.

The Charter District Bond Guarantee Program has been authorized through the enactment of amendments to the Act, which provide that a charter holder may make application to the Education Commissioner for designation as a "charter district" and for a guarantee by the PSF under the Act of bonds issued on behalf of a charter district by a non-profit corporation. If the conditions for the Charter District Bond Guarantee Program are satisfied, the guarantee becomes effective upon approval of the bonds by the Attorney General and remains in effect until the guaranteed bonds are paid or defeased, by a refunding or otherwise.

As of March 2022 (the most recent date for which data is available), the percentage of students enrolled in open-enrollment charter schools (excluding charter schools authorized by school districts) to the total State scholastic census was approximately 6.98%. At April 29, 2022, there were 191 active open-enrollment charter schools in the State and there were 908 charter school campuses active under such charters (though as of such date, 25 of such campuses are not currently serving students for various reasons). Section 12.101, Texas Education Code, as amended by the Legislature in 2013, limits the number of charters that the Education Commissioner may grant to 215 charters as of the end of fiscal year 2014, with the number increasing in each fiscal year thereafter through 2019 to a total number of 305 charters. While legislation limits the number of charters that may be granted, it does not limit the number of campuses that may operate under a particular charter. For information regarding the capacity of the Guarantee Program, see "Capacity Limits for the Guarantee Program." The Act provides that the Education Commissioner may not approve the guarantee of refunding or refinanced bonds under the Charter District Bond Guarantee Program in a total amount that exceeds one-half of the total amount available for the guarantee of charter district bonds under the Charter District Bond Guarantee Program.

In accordance with the Act, the Education Commissioner may not approve charter district bonds for guarantee if such guarantees will result in lower bond ratings for public school district bonds that are guaranteed under the School District Bond Guarantee Program. To be eligible for a guarantee, the Act provides that a charter district's bonds must be approved by the Attorney General,

have an unenhanced investment grade rating from a nationally recognized investment rating firm, and satisfy a limited investigation conducted by the TEA.

The Charter District Bond Guarantee Program does not apply to the payment of principal and interest upon redemption of bonds, except upon mandatory sinking fund redemption, and does not apply to the obligation, if any, of a charter district to pay a redemption premium on its guaranteed bonds. The guarantee applies to all matured interest on guaranteed charter district bonds, whether the bonds were issued with a fixed or variable interest rate and whether the interest rate changes as a result of an interest reset provision or other bond resolution provision requiring an interest rate change. The guarantee does not extend to any obligation of a charter district under any agreement with a third party relating to guaranteed bonds that is defined or described in State law as a "bond enhancement agreement" or a "credit agreement," unless the right to payment of such third party is directly as a result of such third party being a bondholder.

The Act provides that immediately following receipt of notice that a charter district will be or is unable to pay maturing or matured principal or interest on a guaranteed bond, the Education Commissioner is required to instruct the Comptroller to transfer from the Charter District Reserve Fund to the district's paying agent an amount necessary to pay the maturing or matured principal or interest. If money in the Charter District Reserve Fund is insufficient to pay the amount due on a bond for which a notice of default has been received, the Education Commissioner is required to instruct the Comptroller to transfer from the PSF to the district's paying agent the amount necessary to pay the balance of the unpaid maturing or matured principal or interest. If a total of two or more payments are made under the Charter District Bond Guarantee Program on charter district bonds and the Education Commissioner determines that the charter district is acting in bad faith under the program, the Education Commissioner may request the Attorney General to institute appropriate legal action to compel the charter district and its officers, agents, and employees to comply with the duties required of them by law in regard to the guaranteed bonds. As is the case with the School District Bond Guarantee Program, the Act provides a funding "intercept" feature that obligates the Education Commissioner to instruct the Comptroller to withhold the amount paid with respect to the Charter District Bond Guarantee Program, plus interest, from the first State money payable to a charter district that fails to make a guaranteed payment on its bonds. The amount withheld will be deposited, first, to the credit of the PSF, and then to restore any amount drawn from the Charter District Reserve Fund as a result of the non-payment.

The CDBGP Rules provide that the PSF may be used to guarantee bonds issued for the acquisition, construction, repair, or renovation of an educational facility for an open-enrollment charter holder and equipping real property of an open-enrollment charter school and/or to refinance promissory notes executed by an open-enrollment charter school, each in an amount in excess of \$500,000 the proceeds of which loans were used for a purpose described above (so-called new money bonds) or for refinancing bonds previously issued for the charter school that were approved by the attorney general (so-called refunding bonds). Refunding bonds may not be guaranteed under the Charter District Bond Guarantee Program if they do not result in a present value savings to the charter holder.

The CDBGP Rules provide that an open-enrollment charter holder applying for charter district designation and a guarantee of its bonds under the Charter District Bond Guarantee Program satisfy various provisions of the regulations, including the following: It must (i) have operated at least one open-enrollment charter school with enrolled students in the State for at least three years; (ii) agree that the bonded indebtedness for which the guarantee is sought will be undertaken as an obligation of all entities under common control of the open-enrollment charter holder, and that all such entities will be liable for the obligation if the open-enrollment charter holder defaults on the bonded indebtedness, provided, however, that an entity that does not operate a charter school in Texas is subject to this provision only to the extent it has received state funds from the open-enrollment charter holder; (iii) have had completed for the past three years an audit for each such year that included unqualified or unmodified audit opinions; and (iv) have received an investment grade credit rating within the last year. Upon receipt of an application for guarantee under the Charter District Bond Guarantee Program, the Education Commissioner is required to conduct an investigation into the financial status of the applicant charter district and of the accreditation status of all open-enrollment charter schools operated under the charter, within the scope set forth in the CDBGP Rules. Such financial investigation must establish that an applying charter district has a historical debt service coverage ratio, based on annual debt service, of at least 1.1 for the most recently completed fiscal year, and a projected debt service coverage ratio, based on projected revenues and expenses and maximum annual debt service, of at least 1.2. The failure of an open-enrollment charter holder to comply with the Act or the applicable regulations, including by making any material misrepresentations in the charter holder's application for charter district designation or guarantee under the Charter District Bond Guarantee Program, constitutes a material violation of the open-enrollment charter holder's charter.

From time to time, TEA has limited new guarantees under the Charter District Bond Guarantee Program to conform to capacity limits specified by the Act. Legislation enacted during the Legislature's 2017 regular session modified the manner of calculating the capacity of the Charter District Bond Guarantee Program (the "CDBGP Capacity"), which further increased the amount of the CDBGP Capacity, beginning with State fiscal year 2018, but that provision of the law does not increase overall Program capacity, it merely makes available to the Charter District Bond Guarantee Program a greater share of capacity in the Guarantee Program. The CDBGP Capacity is made available from the capacity of the Guarantee Program but is not reserved exclusively for the Charter District Bond Guarantee Program. See "Capacity Limits for the Guarantee Program" and "2017 Legislative Changes to the Charter District Bond Guarantee Program." Other factors that could increase the CDBGP Capacity include Fund investment performance, future increases in the Guarantee Program multiplier, changes in State law that govern the calculation of the CDBGP Capacity, as described below, changes in State or federal law or regulations related to the Guarantee Program limit, growth in the relative percentage of students enrolled in open-enrollment charter schools to the total State scholastic census, legislative and administrative changes in funding for charter districts, changes in level of school district or charter district participation in the Guarantee Program, or a combination of such circumstances.

Capacity Limits for the Guarantee Program

The capacity of the Fund to guarantee bonds under the Guarantee Program is limited to the lesser of that imposed by State law (the "State Capacity Limit") and that imposed by regulations and a notice issued by the IRS (the "IRS Limit", with the limit in effect at any given time being the "Capacity Limit"). From 2005 through 2009, the Guarantee Program twice reached capacity under the IRS Limit, and in each instance the Guarantee Program was closed to new bond guarantee applications until relief was obtained from the IRS. The most recent closure of the Guarantee Program commenced in March 2009 and the Guarantee Program reopened in February 2010 on the basis of receipt of the IRS Notice.

Prior to 2007, various legislation was enacted modifying the calculation of the State Capacity limit; however, in 2007, Senate Bill 389 ("SB 389") was enacted, providing for increases in the capacity of the Guarantee Program, and specifically providing that the SBOE may by rule increase the capacity of the Guarantee Program from two and one-half times the cost value of the PSF to an amount not to exceed five times the cost value of the PSF, provided that the increased limit does not violate federal law and regulations and does not prevent bonds guaranteed by the Guarantee Program from receiving the highest available credit rating, as determined by the SBOE. SB 389 further provided that the SBOE shall at least annually consider whether to change the capacity of the Guarantee Program. Additionally, on May 21, 2010, the SBOE modified the SDBGP Rules, and increased the State Capacity Limit to an amount equal to three times the cost value of the PSF. Such modified regulations, including the revised capacity rule, became effective on July 1, 2010. The SDBGP Rules provide that the Education Commissioner may reduce the multiplier to maintain the AAA credit rating of the Guarantee Program but also provide that any changes to the multiplier made by the Education Commissioner are to be ratified or rejected by the SBOE at the next meeting following the change. See "Valuation of the PSF and Guaranteed Bonds" below.

Since September 2015, the SBOE has periodically voted to change the capacity multiplier as shown in the following table.

| <u>Changes in SBOE-determined multiplier for State Capacity Limit</u> | |
|---|-------------------|
| <u>Date</u> | <u>Multiplier</u> |
| Prior to May 2010 | 2.50 |
| May 2010 | 3.00 |
| September 2015 | 3.25 |
| February 2017 | 3.50 |
| September 2017 | 3.75 |
| February 2018 (current) | 3.50 |

Prior to the issuance of the IRS Notice (defined below), the capacity of the program under the IRS Limit was limited to two and one-half times the lower of cost or fair market value of the Fund's assets adjusted by a factor that excluded additions to the Fund made since May 14, 1989. On December 16, 2009, the IRS published Notice 2010-5 (the "IRS Notice") stating that the IRS would issue proposed regulations amending the existing regulations to raise the IRS limit to 500% of the total cost of the assets held by the PSF as of December 16, 2009. In accordance with the IRS Notice, the amount of any new bonds to be guaranteed by the PSF, together with the then outstanding amount of bonds previously guaranteed by the PSF, must not exceed the IRS limit on the sale date of the new bonds to be guaranteed. The IRS Notice further provided that the IRS Notice may be relied upon for bonds sold on or after December 16, 2009, and before the effective date of future regulations or other public administrative guidance affecting funds like the PSF.

On September 16, 2013, the IRS published proposed regulations (the "Proposed IRS Regulations") that, among other things, would enact the IRS Notice. The preamble to the Proposed IRS Regulations provides that issuers may elect to apply the Proposed IRS Regulations, in whole or in part, to bonds sold on or after September 16, 2013, and before the date that final regulations became effective.

On July 18, 2016, the IRS issued final regulations enacting the IRS Notice (the "Final IRS Regulations"). The Final IRS Regulations are effective for bonds sold on or after October 17, 2016. The IRS Notice, the Proposed IRS Regulations and the Final IRS Regulations establish a static capacity for the Guarantee Program based upon the cost value of Fund assets on December 16, 2009, multiplied by five. On December 16, 2009, the cost value of the Guarantee Program was \$23,463,730,608 (estimated and unaudited), thereby producing an IRS Limit of approximately \$117.3 billion.

In September 2015, the SBOE also approved a new 5% capacity reserve for the Charter District Bond Guarantee Program. The State Capacity Limit increased from \$128,247,002,583 on August 31, 2020 to \$135,449,634,408 on August 31, 2021 (but at such date the IRS Limit (\$117,318,653,038) remained the lower of the two, so it is the current Capacity Limit for the Fund).

Since July 1991, when the SBOE amended the Guarantee Program Rules to broaden the range of bonds that are eligible for guarantee under the Guarantee Program to encompass most Texas school district bonds, the principal amount of bonds guaranteed under the Guarantee Program has increased sharply. In addition, in recent years a number of factors have caused an increase in the amount of bonds issued by school districts in the State. See the table "Permanent School Fund Guaranteed Bonds" below. Effective September 1, 2009, the Act provides that the SBOE may annually establish a percentage of the cost value of the Fund to be reserved from use in guaranteeing bonds (the "Capacity Reserve"). The SDBGP Rules provide for a minimum Capacity Reserve for the overall Guarantee Program of no less than 5% and provide that the amount of the Capacity Reserve may be increased by a majority vote of the SBOE. The CDBGP Rules provide for an additional 5% reserve of CDBGP Capacity. The Education Commissioner is authorized to change the Capacity Reserve, which decision must be ratified or rejected by the SBOE at its next meeting following any change made by the Education Commissioner. The current Capacity Reserve is noted in the monthly updates with respect to the capacity of the Guarantee Program on the TEA web site at http://tea.texas.gov/Finance_and_Grants/Permanent_School_Fund/, which are also filed with the MSRB.

Based upon historical performance of the Fund, the legal restrictions relating to the amount of bonds that may be guaranteed has generally resulted in a lower ratio of guaranteed bonds to available assets as compared to many other types of credit enhancements that may be available for Texas school district bonds and charter district bonds. However, the ratio of Fund assets to guaranteed bonds and the growth of the Fund in general could be adversely affected by a number of factors, including Fund investment performance, investment objectives of the Fund, an increase in bond issues by school districts in the State or legal restrictions on the Fund, changes in State laws that implement funding decisions for school districts and charter districts, which could adversely affect the credit quality of those districts, the implementation of the Charter District Bond Guarantee Program, or significant changes in distributions to the ASF. The issuance of the IRS Notice and the Final IRS Regulations resulted in a substantial increase in the amount of bonds guaranteed under the Guarantee Program. As the amount of guaranteed bonds approaches the IRS Limit, the SBOE is seeking changes to the existing federal tax law requirements regarding the Guarantee Program with the objective of obtaining an increase in the IRS Limit, but no assurances can be given that the SBOE will be successful in that undertaking. The implementation of the Charter School Bond Guarantee Program has also increased the total amount of guaranteed bonds.

2017 Legislative Changes to the Charter District Bond Guarantee Program

The CDBGP Capacity is established by the Act. During the 85th Texas Legislature, which concluded on May 29, 2017, Senate Bill 1480 ("SB 1480") was enacted. SB 1480 amended the Act to modify how the CDBGP Capacity is established effective as of September 1, 2017 and made other substantive changes to the Charter District Bond Guarantee Program. Prior to the enactment of SB 1480, the CDBGP Capacity was calculated as the Capacity Limit less the amount of outstanding bond guarantees under the Guarantee Program multiplied by the percentage of charter district scholastic population relative to the total public school scholastic population. SB 1480 amended the CDBGP Capacity calculation so that the Capacity Limit is multiplied by the percentage of charter district scholastic population relative to the total public school scholastic population prior to the subtraction of the outstanding bond guarantees, thereby increasing the CDBGP Capacity. SB 1480 provided for the implementation of the new method of calculating the CDBGP Capacity to begin with the State fiscal year that commences September 1, 2021 (the State's fiscal year 2022) but authorized the SBOE discretion to increase the CDBGP Capacity incrementally in the intervening four fiscal years, beginning with fiscal year 2018 by up to a cumulative 20% in each fiscal year (for a total maximum increase of 80% in fiscal year 2021) as compared to the capacity figure calculated under the Act as of January 1, 2017, which it has done.

The percentage of the charter district scholastic population to the overall public school scholastic population has grown from 3.53% in September 2012 to 6.83% in March 2021. TEA is unable to predict how the ratio of charter district students to the total State scholastic population will change over time.

In addition to modifying the manner of determining the CDBGP Capacity, SB 1480 provided that the Education Commissioner's investigation of a charter district application for guarantee may include an evaluation of whether the charter district bond security documents provide a security interest in real property pledged as collateral for the bond and the repayment obligation under the proposed guarantee. The Education Commissioner may decline to approve the application if the Education Commissioner

determines that sufficient security is not provided. The Act and the CDBGP Rules previously required the Education Commissioner to make an investigation of the accreditation status and certain financial criteria for a charter district applying for a bond guarantee, which remain in place.

Since the initial authorization of the Charter District Bond Guarantee Program, the Act has established a bond guarantee reserve fund in the State treasury (the "Charter District Reserve Fund"). Formerly, the Act provided that each charter district that has a bond guaranteed must annually remit to the Education Commissioner, for deposit in the Charter District Reserve Fund, an amount equal to 10% of the savings to the charter district that is a result of the lower interest rate on its bonds due to the guarantee by the PSF. SB 1480 modified the Act insofar as it pertains to the Charter District Reserve Fund. Effective September 1, 2017, the Act provides that a charter district that has a bond guaranteed must remit to the Education Commissioner, for deposit in the Charter District Reserve Fund, an amount equal to 20% of the savings to the charter district that is a result of the lower interest rate on the bond due to the guarantee by the PSF. The amount due shall be paid on receipt by the charter district of the bond proceeds. However, the deposit requirement will not apply if the balance of the Charter District Reserve Fund is at least equal to 3.00% of the total amount of outstanding guaranteed bonds issued by charter districts. At March 31, 2022, the Charter District Reserve Fund contained \$75,612,752, which represented approximately 2.1% of the guaranteed charter district bonds. The Reserve Fund is held and invested as a non-commingled fund under the administration of the PSF staff.

Charter District Risk Factors

Open-enrollment charter schools in the State may not charge tuition and, unlike school districts, charter districts have no taxing power. Funding for charter district operations is largely from amounts appropriated by the Legislature. Additionally, the amount of State payments a charter district receives is based on a variety of factors, including the enrollment at the schools operated by a charter district, and may be affected by the State's economic performance and other budgetary considerations and various political considerations.

Other than credit support for charter district bonds that is provided to qualifying charter districts by the Charter District Bond Guarantee Program, State funding for charter district facilities construction is limited to a program established by the Legislature in 2017, which provides \$60 million per year for eligible charter districts with an acceptable performance rating for a variety of funding purposes, including for lease or purchase payments for instructional facilities. Since State funding for charter facilities is limited, charter schools generally issue revenue bonds to fund facility construction and acquisition, or fund facilities from cash flows of the school. Some charter districts have issued non-guaranteed debt in addition to debt guaranteed under the Charter District Bond Guarantee Program, and such non-guaranteed debt is likely to be secured by a deed of trust covering all or part of the charter district's facilities. In March 2017, the TEA began requiring charter districts to provide the TEA with a lien against charter district property as a condition to receiving a guarantee under the Charter District Bond Guarantee Program. However, charter district bonds issued and guaranteed under the Charter District Bond Guarantee Program prior to the implementation of the new requirement did not have the benefit of a security interest in real property, although other existing debts of such charter districts that are not guaranteed under the Charter District Bond Guarantee Program may be secured by real property that could be foreclosed on in the event of a bond default.

As a general rule, the operation of a charter school involves fewer State requirements and regulations for charter holders as compared to other public schools, but the maintenance of a State-granted charter is dependent upon on-going compliance with State law and regulations, which are monitored by TEA. TEA has a broad range of enforcement and remedial actions that it can take as corrective measures, and such actions may include the loss of the State charter, the appointment of a new board of directors to govern a charter district, the assignment of operations to another charter operator, or, as a last resort, the dissolution of an open-enrollment charter school. Charter holders are governed by a private board of directors, as compared to the elected boards of trustees that govern school districts.

As described above, the Act includes a funding "intercept" function that applies to both the School District Bond Guarantee Program and the Charter District Bond Guarantee Program. However, school districts are viewed as the "educator of last resort" for students residing in the geographical territory of the district, which makes it unlikely that State funding for those school districts would be discontinued, although the TEA can require the dissolution and merger into another school district if necessary to ensure sound education and financial management of a school district. That is not the case with a charter district, however, and open-enrollment charter schools in the State have been dissolved by TEA from time to time. If a charter district that has bonds outstanding that are guaranteed by the Charter District Bond Guarantee Program should be dissolved, debt service on guaranteed bonds of the district would continue to be paid to bondholders in accordance with the Charter District Bond Guarantee Program, but there would be no funding available for reimbursement of the PSF by the Comptroller for such payments. As described under "The Charter District Bond Guarantee Program," the Act established the Charter District Reserve Fund, which could in the future be a significant reimbursement resource for the PSF.

Infectious Disease Outbreak

Since the onset of the COVID-19 pandemic in March 2020, TEA and TEA investment management for the PSF have continued to operate and function pursuant to the TEA continuity of operations plan developed as mandated in accordance with Texas Labor Code Section 412.054. That plan was designed to ensure performance of the Agency's essential missions and functions under such threats and conditions in the event of, among other emergencies, a pandemic event.

Results of the PSF operations through the fiscal year ended August 31, 2021 and at other periodic points in time are set forth herein or incorporated herein by reference. Fund management is of the view that since the onset of the pandemic the Fund has performed generally in accordance with its portfolio benchmarks and with returns generally seen in the national and international investment markets in which the Fund is invested (see "Discussion and Analysis Pertaining to Fiscal Year Ended August 31, 2021").

Circumstances regarding the COVID-19 pandemic continue to evolve; for additional information on these events in the State, reference is made to the website of the Governor, <https://gov.texas.gov/>, and, with respect to public school events, the website of TEA, <https://tea.texas.gov/texas-schools/safe-and-healthy-schools/coronavirus-covid-19-support-and-guidance>.

TEA cannot predict whether any school or charter district may experience short- or longer-term cash flow emergencies as a direct or indirect effect of COVID-19 that would require a payment from the PSF to be made to a paying agent for a guaranteed bond. However, through the end of December 2021, no school district or charter district had failed to perform with respect to making required payments on their guaranteed bonds. Information regarding the respective financial operations of the issuer of bonds guaranteed, or to be guaranteed, by the PSF is provided by such issuers in their respective bond offering documents and the TEA takes no responsibility for the respective information, as it is provided by the respective issuers.

For information on the September 2020 special, one-time transfer of \$300 million from the portion of the PSF managed by the SBOE to the portion of the PSF managed by the SLB, that was made in light of the public health and economic circumstances resulting from the COVID-19 pandemic and its impact on the school children of Texas, see "The Total Return Constitutional Amendment."

Ratings of Bonds Guaranteed Under the Guarantee Program

Moody's Investors Service, Inc., S&P Global Ratings and Fitch Ratings, Inc. rate bonds guaranteed by the PSF "Aaa," "AAA" and "AAA," respectively. Not all districts apply for multiple ratings on their bonds, however. See "RATING" herein.

Valuation of the PSF and Guaranteed Bonds

Permanent School Fund Valuations

| Fiscal Year Ended 8/31 | Book Value ⁽¹⁾ | Market Value ⁽¹⁾ |
|------------------------|---------------------------|-----------------------------|
| 2017 | \$31,870,581,428 | \$41,438,672,573 |
| 2018 | 33,860,358,647 | 44,074,197,940 |
| 2019 | 35,288,344,219 | 46,464,447,981 |
| 2020 | 36,642,000,738 | 46,764,059,745 |
| 2021 ⁽²⁾ | 38,699,045,012 | 55,581,401,632 |

⁽¹⁾ SLB managed assets are included in the market value and book value of the Fund. In determining the market value of the PSF from time to time during a fiscal year, the TEA uses current, unaudited values for TEA managed investment portfolios and cash held by the SLB. With respect to SLB managed assets shown in the table above, market values of land and mineral interests, internally managed real estate, investments in externally managed real estate funds and cash are based upon information reported to the PSF by the SLB. The SLB reports that information to the PSF on a quarterly basis. The valuation of such assets at any point in time is dependent upon a variety of factors, including economic conditions in the State and nation in general, and the values of these assets, and, in particular, the valuation of mineral holdings administered by the SLB, can be volatile and subject to material changes from period to period.

⁽²⁾ At August 31, 2021, mineral assets, sovereign and other lands and internally managed discretionary real estate, external discretionary real estate investments, domestic equities, and cash managed by the SLB had book values of approximately \$13.4 million, \$183.7 million, \$4,655.9 million, \$4.7 million, and \$699.2 million, respectively, and market values of approximately \$2,720.4 million, \$629.3 million, \$4,636.6 million, \$1.8 million, and \$699.2 million, respectively. At March 31, 2022, the PSF had a book value of \$40,697,026,320 and a market value of \$54,743,079,871. March 31, 2022 values are based on unaudited data, which is subject to adjustment.

Permanent School Fund Guaranteed Bonds

| At 8/31 | Principal Amount ⁽¹⁾ |
|---------|---------------------------------|
| 2017 | \$74,266,090,023 |
| 2018 | 79,080,901,069 |
| 2019 | 84,397,900,203 |
| 2020 | 90,336,680,245 |
| 2021 | 92,259,161,922 ⁽²⁾ |

⁽¹⁾ Represents original principal amount; does not reflect any subsequent accretions in value for compound interest bonds (zero coupon securities). The amount shown excludes bonds that have been refunded and released from the Guarantee Program. The TEA does not maintain records of the accreted value of capital appreciation bonds that are guaranteed under the Guarantee Program.

⁽²⁾ At August 31, 2021 (the most recent date for which such data is available), the TEA expected that the principal and interest to be paid by school districts and charter districts over the remaining life of the bonds guaranteed by the Guarantee Program was \$144,196,223,433, of which \$48,937,061,511 represents interest to be paid. As shown in the table above, at August 31, 2021, there were \$95,259,161,922 in principal amount of bonds guaranteed under the Guarantee Program. Using the IRS Limit of \$117,318,653,038 (the IRS Limit is currently the Capacity Limit), net of the Capacity Reserve, as of March 31, 2022, 6.98% of the Guarantee Program's capacity was available to the Charter District Bond Guarantee Program. As of March 31, 2022, the amount of outstanding bond guarantees represented 83.27% of the Capacity Limit (which is currently the IRS Limit). March 31, 2022 values are based on unaudited data, which is subject to adjustment.

Permanent School Fund Guaranteed Bonds by Category⁽¹⁾

| Fiscal Year Ended 8/31 | School District Bonds | | Charter District Bonds | | Totals | |
|------------------------|-----------------------|------------------|------------------------|------------------|---------------|------------------|
| | No. of Issues | Principal Amount | No. of Issues | Principal Amount | No. of Issues | Principal Amount |
| 2017 | 3,253 | \$72,884,480,023 | 40 | \$1,381,610,000 | 3,293 | \$74,266,090,023 |
| 2018 | 3,249 | 77,647,966,069 | 44 | 1,432,935,000 | 3,293 | 79,080,901,069 |
| 2019 | 3,297 | 82,537,755,203 | 49 | 1,860,145,000 | 3,346 | 84,397,900,203 |
| 2020 | 3,296 | 87,800,478,245 | 64 | 2,536,202,000 | 3,360 | 90,336,680,245 |
| 2021 ⁽²⁾ | 3,346 | 91,951,175,922 | 83 | 3,307,986,000 | 3,429 | 95,259,161,922 |

⁽¹⁾ Represents original principal amount; does not reflect any subsequent accretions in value for compound interest bonds (zero coupon securities). The amount shown excludes bonds that have been refunded and released from the Guarantee Program.

⁽²⁾ At March 31, 2022 (based on unaudited data, which is subject to adjustment), there were \$97,691,155,818 of bonds guaranteed under the Guarantee Program, representing 3,341 school district issues, aggregating \$94,160,444,818 in principal amount and 91 charter district issues, aggregating \$3,530,711,000 in principal amount. At March 31, 2022, the CDBG Capacity was \$7,779,399,883 (based on unaudited data, which is subject to adjustment).

Discussion and Analysis Pertaining to Fiscal Year Ended August 31, 2021

The following discussion is derived from the Annual Report for the year ended August 31, 2021, including the Message of the Executive Administrator of the Fund and the Management's Discussion and Analysis contained therein. Reference is made to the Annual Report, as filed with the MSRB, for the complete Message and MD&A. Investment assets managed by the fifteen member SBOE are referred to throughout this MD&A as the PSF(SBOE) and, with respect to the Liquid Account, Liquid(SBOE) assets. As of August 31, 2021, the Fund's land, mineral rights and certain real assets are managed by the five-member SLB and these assets are referred to throughout as the PSF(SLB) assets. The current PSF(SBOE) asset allocation policy includes an allocation for real estate investments, and as such investments are made, and become a part of the PSF(SBOE) investment portfolio, those investments will be managed by the SBOE and not the SLB.

At the end of fiscal 2021, the Fund balance was \$55.6 billion, an increase of \$8.9 billion from the prior year. This increase is primarily due to overall net increases in value of the asset classes in which the Fund is invested. During the year, the SBOE continued implementing the long-term strategic asset allocation, diversifying the PSF(SBOE) to strengthen the Fund. The asset

allocation is projected to increase returns over the long run while reducing risk and portfolio return volatility. The PSF(SBOE) annual rates of return for the one-year, five-year, and ten-year periods ending August 31, 2021, net of fees, were 22.97%, 10.49% and 9.05%, respectively, and the Liquid(SBOE) annual rate of return for the one-year period ending August 31, 2021, net of fees, was 4.90% (total return takes into consideration the change in the market value of the Fund during the year as well as the interest and dividend income generated by the Fund's investments). In addition, the SLB continued its shift into externally managed real asset investment funds, and the one-year, five-year, and ten-year annualized total returns for the PSF(SLB) externally managed real assets, net of fees and including cash, were 12.81%, 1.56%, and 4.18%, respectively.

The market value of the Fund's assets is directly impacted by the performance of the various financial markets in which the assets are invested. The most important factors affecting investment performance are the asset allocation decisions made by the SBOE and SLB. The current SBOE long term asset allocation policy allows for diversification of the PSF(SBOE) portfolio into alternative asset classes whose returns are not as positively correlated as traditional asset classes. The implementation of the long term asset allocation will occur over several fiscal years and is expected to provide incremental total return at reduced risk. See "Comparative Investment Schedule - PSF(SBOE)" for the PSF(SBOE) holdings as of August 31, 2021.

As of August 31, 2021, the SBOE has approved, and the Fund made capital commitments to, externally managed real estate investment funds in a total amount of \$5.7 billion and capital commitments to private equity limited partnerships for a total of \$7.5 billion. Unfunded commitments at August 31, 2021, totaled \$2.0 billion in real estate investments and \$2.4 billion in private equity investments.

PSF Returns Fiscal Year Ended 8-31-2021¹

| Portfolio | Return | Benchmark Return ² |
|---------------------------------------|--------|-------------------------------|
| Total PSF(SBOE) Portfolio | 22.97% | 20.73% |
| Domestic Large Cap Equities(SBOE) | 31.26 | 31.17 |
| Domestic Small/Mid Cap Equities(SBOE) | 47.88 | 47.40 |
| International Equities(SBOE) | 25.27 | 24.87 |
| Emerging Market Equity(SBOE) | 19.33 | 21.12 |
| Fixed Income(SBOE) | 1.64 | -0.08 |
| Treasuries | -7.02 | -7.27 |
| Absolute Return(SBOE) | 13.84 | 13.05 |
| Real Estate(SBOE) | 12.06 | 9.34 |
| Private Equity(SBOE) | 53.88 | 43.38 |
| Real Return(SBOE) | 16.06 | 18.08 |
| Emerging Market Debt(SBOE) | 5.92 | 4.14 |
| Liquid Large Cap Equity(SBOE) | 43.24 | 38.19 |
| Liquid Small Cap Equity(SBOE) | 61.97 | 52.07 |
| Liquid International Equity(SBOE) | 12.20 | 12.18 |
| Liquid Short-Term Fixed Income(SBOE) | 0.91 | 0.37 |
| Liquid Core Bonds(SBOE) | -0.07 | -0.18 |
| Liquid TIPS(SBOE) | 6.09 | 6.20 |
| Liquid Transition Cash Reserves(SBOE) | 0.44 | 0.08 |
| Liquid Combined(SBOE) | 4.90 | 4.27 |
| PSF(SLB) | 12.81 | N/A |

¹ Time weighted rates of return adjusted for cash flows for the PSF(SBOE) investment assets. Does not include GLO managed real estate or real assets. Returns are net of fees. Source: PSF Annual Report for year ended August 31, 2021.

² Benchmarks are as set forth in the PSF Annual Report for year ended August 31, 2021.

The PSF(SLB) portfolio is generally characterized by three broad categories: (1) discretionary real assets investments, (2) sovereign and other lands, and (3) mineral interests. Discretionary real assets investments consist of externally managed real estate, infrastructure, and energy/minerals investment funds; internally managed direct real estate investments, and cash. Sovereign and other lands consist primarily of the lands set aside to the PSF when it was created. Mineral interests consist of all of the minerals that are associated with PSF lands. The investment focus of PSF(SLB) discretionary real assets investments has shifted from internally managed direct real estate investments to externally managed real assets investment funds. The PSF(SLB) makes investments in certain limited partnerships that legally commit it to possible future capital contributions. At August 31, 2021, the remaining commitments totaled approximately \$2.24 billion.

For fiscal year 2021, total revenues, inclusive of unrealized gains and losses and net of security lending rebates and fees, totaled \$10.8 billion, an increase of \$8.8 billion from fiscal year 2020 earnings of \$2.0 billion. This increase reflects the performance of the securities markets in which the Fund was invested in fiscal year 2021. In fiscal year 2021, revenues earned by the Fund included lease payments, bonuses and royalty income received from oil, gas and mineral leases; lease payments from commercial real estate; surface lease and easement revenues; revenues from the resale of natural and liquid gas supplies; dividends, interest, and securities lending revenues; the net change in the fair value of the investment portfolio; and, other miscellaneous fees and income.

Expenditures are paid from the Fund before distributions are made under the total return formula. Such expenditures include the costs incurred by the SLB to manage the land endowment, as well as operational costs of the Fund, including external management fees paid from appropriated funds. Total operating expenditures, net of security lending rebates and fees, increased 42.5% for the fiscal year ending August 31, 2021. This increase is primarily attributable to an increase in PSF(SLB) quantities of purchased gas for resale in the State Energy Management Program, which is administered by the SLB as part of the Fund.

The Fund directly supports the public school system in the State by distributing a predetermined percentage of its asset value to the ASF. For fiscal years 2020 and 2021, the distribution from the SBOE to the ASF totaled \$1.1 billion and \$1.1 billion, respectively. Distributions from the SLB to the ASF for fiscal years 2020 and 2021 totaled \$600 and \$600 million, respectively.

At the end of the 2021 fiscal year, PSF assets guaranteed \$95.3 billion in bonds issued by 880 local school districts and charter districts, the latter of which entered into the Guarantee Program during the 2014 fiscal year. Since its inception in 1983, the Fund has guaranteed 8,203 school district and charter district bond issues totaling \$220.2 billion in principal amount. During the 2021 fiscal year, the number of outstanding issues guaranteed under the Guarantee Program totaled 3,429. The dollar amount of guaranteed school and charter bond issues outstanding increased by \$4.9 billion or 5.4%. The State Capacity Limit increased by \$7.2 billion, or 5.6%, during fiscal year 2021 due to continued growth in the cost basis of the Fund used to calculate that Program

capacity limit. The effective capacity of the Guarantee Program did not increase during fiscal year 2021 as the IRS Limit was reached in a prior fiscal year, and it is the lower of the two State and federal capacity limits for the Guarantee Program.

Other Events and Disclosures

The State Investment Ethics Code governs the ethics and disclosure requirements for financial advisors and other service providers who advise certain State governmental entities, including the PSF. In accordance with the provisions of the State Investment Ethics Code, the SBOE periodically modifies its code of ethics, which occurred most recently in April 2018. The SBOE code of ethics includes prohibitions on sharing confidential information, avoiding conflict of interests and requiring disclosure filings with respect to contributions made or received in connection with the operation or management of the Fund. The code of ethics applies to members of the SBOE as well as to persons who are responsible by contract or by virtue of being a TEA PSF staff member for managing, investing, executing brokerage transactions, providing consultant services, or acting as a custodian of the PSF, and persons who provide investment and management advice to a member of the SBOE, with or without compensation under certain circumstances. The code of ethics is codified in the Texas Administrative Code at 19 TAC sections 33.5 et seq. and is available on the TEA web site at <https://tea.texas.gov/sites/default/files/ch033a.pdf>.

In addition, the GLO has established processes and controls over its administration of real estate transactions and is subject to provisions of the Texas Natural Resources Code and its own internal procedures in administering real estate transactions for assets it manages for the Fund.

The TEA received an appropriation of \$30.4 million for each of the fiscal years 2020, and 2021.

As of August 31, 2021, certain lawsuits were pending against the State and/or the GLO, which challenge the Fund's title to certain real property and/or past or future mineral income from that property, and other litigation arising in the normal course of the investment activities of the PSF. Reference is made to the Annual Report, when filed, for a description of such lawsuits that are pending, which may represent contingent liabilities of the Fund.

PSF Continuing Disclosure Undertaking

The SBOE has adopted an investment policy rule (the "TEA Rule") pertaining to the PSF and the Guarantee Program. The TEA Rule is codified in Section I of the TEA Investment Procedure Manual, which relates to the Guarantee Program and is posted to the TEA web site at http://tea.texas.gov/Finance_and_Grants/Texas_Permanent_School_Fund/Texas_Permanent_School_Fund_Disclosure_Statement_-_Bond_Guarantee_Program/. The most recent amendment to the TEA Rule was adopted by the SBOE on February 1, 2019 and is summarized below. Through the adoption of the TEA Rule and its commitment to guarantee bonds, the SBOE has made the following agreement for the benefit of the issuers, holders and beneficial owners of guaranteed bonds. The TEA (or its successor with respect to the management of the Guarantee Program) is required to observe the agreement for so long as it remains an "obligated person," within the meaning of Rule 15c2-12, with respect to guaranteed bonds. Nothing in the TEA Rule obligates the TEA to make any filings or disclosures with respect to guaranteed bonds, as the obligations of the TEA under the TEA Rule pertain solely to the Guarantee Program. The issuer or an "obligated person" of the guaranteed bonds has assumed the applicable obligation under Rule 15c2-12 to make all disclosures and filings relating directly to guaranteed bonds, and the TEA takes no responsibility with respect to such undertakings. Under the TEA agreement, the TEA will be obligated to provide annually certain updated financial information and operating data, and timely notice of specified material events, to the MSRB.

The MSRB has established the Electronic Municipal Market Access ("EMMA") system, and the TEA is required to file its continuing disclosure information using the EMMA system. Investors may access continuing disclosure information filed with the MSRB at www.emma.msrb.org, and the continuing disclosure filings of the TEA with respect to the PSF can be found at <https://emma.msrb.org/IssueView/Details/ER355077> or by searching for "Texas Permanent School Fund Bond Guarantee Program" on EMMA.

Annual Reports

The TEA will annually provide certain updated financial information and operating data to the MSRB. The information to be updated includes all quantitative financial information and operating data with respect to the Guarantee Program and the PSF of the general type included in this Official Statement under the heading "THE PERMANENT SCHOOL FUND GUARANTEE PROGRAM." The information also includes the Annual Report. The TEA will update and provide this information within six months after the end of each fiscal year.

The TEA may provide updated information in full text or may incorporate by reference certain other publicly-available documents, as permitted by Rule 15c2-12. The updated information includes audited financial statements of, or relating to, the State or the PSF, when and if such audits are commissioned and available. Financial statements of the State will be prepared in accordance with generally accepted accounting principles as applied to state governments, as such principles may be changed from time to time, or such other accounting principles as the State Auditor is required to employ from time to time pursuant to State law or regulation. The financial statements of the Fund were prepared to conform to U.S. Generally Accepted Accounting Principles as established by the Governmental Accounting Standards Board.

The Fund is reported by the State of Texas as a permanent fund and accounted for on a current financial resources measurement focus and the modified accrual basis of accounting. Measurement focus refers to the definition of the resource flows measured. Under the modified accrual basis of accounting, all revenues reported are recognized based on the criteria of availability and measurability. Assets are defined as available if they are in the form of cash or can be converted into cash within 60 days to be usable for payment of current liabilities. Amounts are defined as measurable if they can be estimated or otherwise determined. Expenditures are recognized when the related fund liability is incurred.

The State's current fiscal year end is August 31. Accordingly, the TEA must provide updated information by the last day of February in each year, unless the State changes its fiscal year. If the State changes its fiscal year, the TEA will notify the MSRB of the change.

Event Notices

The TEA will also provide timely notices of certain events to the MSRB. Such notices will be provided not more than ten business days after the occurrence of the event. The TEA will provide notice of any of the following events with respect to the Guarantee Program: (1) principal and interest payment delinquencies; (2) non-payment related defaults, if such event is material within the meaning of the federal securities laws; (3) unscheduled draws on debt service reserves reflecting financial difficulties; (4) unscheduled draws on credit enhancements reflecting financial difficulties; (5) substitution of credit or liquidity providers, or their failure to perform; (6) adverse tax opinions, the issuance by the IRS of proposed or final determinations of taxability, Notices of Proposed Issue (IRS Form 5701-TEB), or other material notices or determinations with respect to the tax status of the Guarantee Program, or other material events affecting the tax status of the Guarantee Program; (7) modifications to rights of holders of bonds guaranteed by the Guarantee Program, if such event is material within the meaning of the federal securities laws; (8) bond calls, if such event is material within the meaning of the federal securities laws, and tender offers; (9) defeasances; (10) release,

substitution, or sale of property securing repayment of bonds guaranteed by the Guarantee Program, if such event is material within the meaning of the federal securities laws; (11) rating changes of the Guarantee Program; (12) bankruptcy, insolvency, receivership, or similar event of the Guarantee Program (which is considered to occur when any of the following occur: the appointment of a receiver, fiscal agent, or similar officer for the Guarantee Program in a proceeding under the United States Bankruptcy Code or in any other proceeding under state or federal law in which a court or governmental authority has assumed jurisdiction over substantially all of the assets or business of the Guarantee Program, or if such jurisdiction has been assumed by leaving the existing governing body and officials or officers in possession but subject to the supervision and orders of a court or governmental authority, or the entry of an order confirming a plan of reorganization, arrangement, or liquidation by a court or governmental authority having supervision or jurisdiction over substantially all of the assets or business of the Guarantee Program); (13) the consummation of a merger, consolidation, or acquisition involving the Guarantee Program or the sale of all or substantially all of its assets, other than in the ordinary course of business, the entry into a definitive agreement to undertake such an action or the termination of a definitive agreement relating to any such actions, other than pursuant to its terms, if such event is material within the meaning of the federal securities laws; (14) the appointment of a successor or additional trustee with respect to the Guarantee Program or the change of name of a trustee, if such event is material within the meaning of the federal securities laws; (15) the incurrence of a financial obligation of the Guarantee Program, if material, or agreement to covenants, events of default, remedies, priority rights, or other similar terms of a financial obligation of the Guarantee Program, any of which affect security holders, if material; and (16) default, event of acceleration, termination event, modification of terms, or other similar events under the terms of a financial obligation of the Guarantee Program, any of which reflect financial difficulties. (Neither the Act nor any other law, regulation or instrument pertaining to the Guarantee Program make any provision with respect to the Guarantee Program for bond calls, debt service reserves, credit enhancement, liquidity enhancement, early redemption or the appointment of a trustee with respect to the Guarantee Program.) In addition, the TEA will provide timely notice of any failure by the TEA to provide information, data, or financial statements in accordance with its agreement described above under "Annual Reports."

Availability of Information

The TEA has agreed to provide the foregoing information only to the MSRB and to transmit such information electronically to the MSRB in such format and accompanied by such identifying information as prescribed by the MSRB. The information is available from the MSRB to the public without charge at www.emma.msrb.org.

Limitations and Amendments

The TEA has agreed to update information and to provide notices of material events only as described above. The TEA has not agreed to provide other information that may be relevant or material to a complete presentation of its financial results of operations, condition, or prospects or agreed to update any information that is provided, except as described above. The TEA makes no representation or warranty concerning such information or concerning its usefulness to a decision to invest in or sell Bonds at any future date. The TEA disclaims any contractual or tort liability for damages resulting in whole or in part from any breach of its continuing disclosure agreement or from any statement made pursuant to its agreement, although holders of Bonds may seek a writ of mandamus to compel the TEA to comply with its agreement.

The continuing disclosure agreement of the TEA is made only with respect to the PSF and the Guarantee Program. The issuer of guaranteed bonds or an obligated person with respect to guaranteed bonds may make a continuing disclosure undertaking in accordance with Rule 15c2-12 with respect to its obligations arising under Rule 15c2-12 pertaining to financial information and operating data concerning such entity and events notices relating to such guaranteed bonds. A description of such undertaking, if any, is included elsewhere in the Official Statement.

This continuing disclosure agreement may be amended by the TEA from time to time to adapt to changed circumstances that arise from a change in legal requirements, a change in law, or a change in the identity, nature, status, or type of operations of the TEA, but only if (1) the provisions, as so amended, would have permitted an underwriter to purchase or sell guaranteed bonds in the primary offering of such bonds in compliance with Rule 15c2-12, taking into account any amendments or interpretations of Rule 15c2-12 since such offering as well as such changed circumstances and (2) either (a) the holders of a majority in aggregate principal amount of the outstanding bonds guaranteed by the Guarantee Program consent to such amendment or (b) a person that is unaffiliated with the TEA (such as nationally recognized bond counsel) determines that such amendment will not materially impair the interest of the holders and beneficial owners of the bonds guaranteed by the Guarantee Program. The TEA may also amend or repeal the provisions of its continuing disclosure agreement if the SEC amends or repeals the applicable provision of Rule 15c2-12 or a court of final jurisdiction enters judgment that such provisions of Rule 15c2-12 are invalid, but only if and to the extent that the provisions of this sentence would not prevent an underwriter from lawfully purchasing or selling bonds guaranteed by the Guarantee Program in the primary offering of such bonds.

Compliance with Prior Undertakings

Except as stated below, during the last five years, the TEA has not failed to substantially comply with its previous continuing disclosure agreements in accordance with Rule 15c2-12. On April 28, 2022 TEA became aware that it had not timely filed its 2021 Annual Report with EMMA due to an administrative oversight. TEA took corrective action and filed the 2021 Annual Report with EMMA on April 28, 2022, followed by a notice of late filing made with EMMA on April 29, 2022. TEA notes that the 2021 Annual Report was timely filed on the TEA website by the required filing date and that website posting has been incorporated by reference into TEA's Bond Guarantee Program disclosures that are included in school district and charter district offering documents.

SEC Exemptive Relief

On February 9, 1996, the TEA received a letter from the Chief Counsel of the SEC that pertains to the availability of the "small issuer exemption" set forth in paragraph (d)(2) of Rule 15c2-12. The letter provides that Texas school districts which offer municipal securities that are guaranteed under the Guarantee Program may undertake to comply with the provisions of paragraph (d)(2) of Rule 15c2-12 if their offerings otherwise qualify for such exemption, notwithstanding the guarantee of the school district securities under the Guarantee Program. Among other requirements established by Rule 15c2-12, a school district offering may qualify for the small issuer exemption if, upon issuance of the proposed series of securities, the school district will have no more than \$10 million of outstanding municipal securities.

STATE AND LOCAL FUNDING OF SCHOOL DISTRICTS IN TEXAS

Litigation Relating to the Texas Public School Finance System

On seven occasions in the last thirty years, the Texas Supreme Court (the "Court") has issued decisions assessing the constitutionality of the Texas public school finance system (the "Finance System"). The litigation has primarily focused on whether the Finance System, as amended by the Texas Legislature (the "Legislature") from time to time (i) met the requirements of article VII, section 1 of the Texas Constitution, which requires the Legislature to "establish and make suitable provision for the support and maintenance of an efficient system of public free schools," or (ii) imposed a statewide ad valorem tax in violation of article VIII, section 1-e of the Texas Constitution because the statutory limit on property taxes levied by school districts for maintenance and operation purposes had allegedly denied school districts meaningful discretion in setting their tax rates. In response to the Court's

previous decisions, the Legislature enacted multiple laws that made substantive changes in the way the Finance System is funded in efforts to address the prior decisions declaring the Finance System unconstitutional.

On May 13, 2016, the Court issued its opinion in the most recent school finance litigation, *Morath v. The Texas Taxpayer & Student Fairness Coal.*, 490 S.W.3d 826 (Tex. 2016) (“*Morath*”). The plaintiffs and intervenors in the case had alleged that the Finance System, as modified by the Legislature in part in response to prior decisions of the Court, violated article VII, section 1 and article VIII, section 1-e of the Texas Constitution. In its opinion, the Court held that “[d]espite the imperfections of the current school funding regime, it meets minimum constitutional requirements.” The Court also noted that:

Lawmakers decide if laws pass, and judges decide if those laws pass muster. But our lenient standard of review in this policy-laden area counsels modesty. The judicial role is not to second-guess whether our system is optimal, but whether it is constitutional. Our Byzantine school funding “system” is undeniably imperfect, with immense room for improvement. But it satisfies minimum constitutional requirements.

Possible Effects of Changes in Law on District Bonds

The Court’s decision in *Morath* upheld the constitutionality of the Finance System but noted that the Finance System was “undeniably imperfect”. While not compelled by the *Morath* decision to reform the Finance System, the Legislature could enact future changes to the Finance System. Any such changes could benefit or be a detriment to the District. If the Legislature enacts future changes to, or fails adequately to fund the Finance System, or if changes in circumstances otherwise provide grounds for a challenge, the Finance System could be challenged again in the future. In its 1995 opinion in *Edgewood Independent School District v. Meno*, 917 S.W.2d 717 (Tex. 1995), the Court stated that any future determination of unconstitutionality “would not, however, affect the district’s authority to levy the taxes necessary to retire previously issued bonds, but would instead require the Legislature to cure the system’s unconstitutionality in a way that is consistent with the Contract Clauses of the U.S. and Texas Constitutions” (collectively, the “Contract Clauses”), which prohibit the enactment of laws that impair prior obligations of contracts.

Although, as a matter of law, the Bonds, upon issuance and delivery, will be entitled to the protections afforded previously existing contractual obligations under the Contract Clauses, the District can make no representations or predictions concerning the effect of future legislation, or any litigation that may be associated with such legislation, on the District’s financial condition, revenues or operations. While the enactment of future legislation to address school funding in Texas could adversely affect the financial condition, revenues or operations of the District, the District does not anticipate that the security for payment of the Bonds, specifically, the District’s obligation to levy an unlimited debt service tax and any Permanent School Fund guarantee of the Bonds would be adversely affected by any such legislation. See “CURRENT PUBLIC SCHOOL FINANCE SYSTEM”.

CURRENT PUBLIC SCHOOL FINANCE SYSTEM

Overview

The following language constitutes only a summary of the public school finance system as it is currently structured. For a more complete description of school finance and fiscal management in the State, reference is made to Chapters 43 through 49 of the Texas Education Code, as amended.

Local funding is derived from collections of ad valorem taxes levied on property located within each school district’s boundaries. School districts are authorized to levy two types of property taxes: a maintenance and operations (“M&O”) tax to pay current expenses and an interest and sinking fund (“I&S”) tax to pay debt service on bonds. School districts may not increase their M&O tax rate for the purpose of creating a surplus to pay debt service on bonds. Prior to 2006, school districts were authorized to levy their M&O tax at a voter-approved rate, generally up to \$1.50 per \$100 of taxable value. Since 2006, the State Legislature has enacted various legislation that has compressed the voter-approved M&O tax rate, as described below. Current law also requires school districts to demonstrate their ability to pay debt service on outstanding bonded indebtedness through the levy of an I&S tax at a rate not to exceed \$0.50 per \$100 of taxable value at the time bonds are issued. Once bonds are issued, however, school districts generally may levy an I&S tax sufficient to pay debt service on such bonds unlimited as to rate or amount (see “TAX RATE LIMITATIONS – I&S Tax Rate Limitations” herein). Because property values vary widely among school districts, the amount of local funding generated by school districts with the same I&S tax rate and M&O tax rate is also subject to wide variation; however, the public school finance funding formulas are designed to generally equalize local funding generated by a school district’s M&O tax rate.

Prior to the 2019 Legislative Session, a school district’s maximum M&O tax rate for a given tax year was determined by multiplying that school district’s 2005 M&O tax rate levy by an amount equal a compression percentage set by legislative appropriation or, in the absence of legislative appropriation, by the Commissioner of Education (the “Commissioner”). This compression percentage was historically set at 66.67%, effectively setting the maximum compressed M&O tax rate for most school districts at \$1.00 per \$100 of taxable value, since most school districts in the State had a voted maximum M&O tax rate of \$1.50 per \$100 of taxable value (though certain school districts located in Harris County had special M&O tax rate authorizations allowing a higher M&O tax rate). School districts were permitted, however, to generate additional local funds by raising their M&O tax rate up to \$0.04 above the compressed tax rate or, with voter-approval at a valid election in the school district, up to \$0.17 above the compressed tax rate (for most school districts, this equated to an M&O tax rate between \$1.04 and \$1.17 per \$100 of taxable value). School districts received additional State funds in proportion to such taxing effort.

2021 Regular and Special Legislative Sessions

The Texas Legislature meets in regular session in odd-numbered years, for 140 days. The 87th Texas Legislature convened on January 12, 2021 and concluded on May 31, 2021 (“87th Regular Session”). During the 87th Regular Session, the Legislature did not make significant changes to the school finance system, State funding of school districts, nor ad valorem taxation procedures affecting school districts.

When the regular Legislature is not in session, the Governor of Texas may call one or more special sessions, at the Governor’s direction, each lasting no more than 30 days, and for which the Governor sets the agenda. Following the conclusion of the 87th Regular Session, the Texas Governor has called three special sessions of the Legislature. No significant changes were made to the Texas school finance system or property tax systems during the First and Second Special Sessions. Senate Joint Resolution 2, passed during the Third Special Session, proposed a constitutional amendment increasing the mandatory homestead exemption for school districts from \$25,000 to \$40,000, which was approved by voters at an election held May 7, 2022. The amendment to the Constitution is effective beginning January 1, 2022. As a result of the increased exemption, additional changes to the education finance system will be implemented, including “hold harmless” allotments, to provide funding to school districts who have less revenue (including revenues specifically for debt service and maintenance and operations) due to the implementation of the increased homestead exemption. At this time, the District cannot ascertain the financial impact, if any, the change in homestead exemption will have on the District’s finances.

The District can make no representations or predictions regarding any actions the Legislature has taken or may take concerning the substance or the effect of any legislation passed in a previous session or a future session of the Legislature.

Local Funding for School Districts

A school district's M&O tax rate is composed of two distinct parts: the "Tier One Tax Rate", which is the local M&O tax rate required for a school district to receive any part of the basic level of State funding (referred to herein as "Tier One") under the Foundation School Program, as further described below, and the "Enrichment Tax Rate", which is any local M&O tax effort in excess of its Tier One Tax Rate. Formulas for the State Compression Percentage and Maximum Compressed Tax Rate (each as described below) are designed to compress M&O tax rates in response to year-over-year increases in property values across the State and within a school district, respectively. The discussion in this subcaption "Local Funding For School Districts" is generally intended to describe funding provisions applicable to all school districts; however, there are distinctions in the funding formulas for school districts that generate local M&O tax revenues in excess of the school districts' funding entitlements, as further discussed under the subcaption "CURRENT PUBLIC SCHOOL FINANCE SYSTEM – Local Revenue Level In Excess of Entitlement" herein.

State Compression Percentage

The State Compression Percentage is a statutorily-defined percentage of the rate of \$1.00 per \$100 that is used to determine a school district's Maximum Compressed Tax Rate (described below). The State Compression Percentage is the lesser of three alternative calculations: (1) 93% or a lower percentage set by appropriation for a school year; (2) a percentage determined by formula if the estimated total taxable property value of the State (as submitted annually to the State Legislature by the State Comptroller) has increased by at least 2.5% over the prior year; and (3) the prior year State Compression Percentage. For any year, the maximum State Compression Percentage is 93%. For the State fiscal year ending in 2022, the State Compression Percentage is set at 91.34%.

Maximum Compressed Tax Rate

The Maximum Compressed Tax Rate (the "MCR") is the tax rate per \$100 of valuation of taxable property at which a school district must levy its Tier One Tax Rate to receive the full amount of the Tier One funding to which the school district is entitled. The MCR is equal to the lesser of three alternative calculations: (1) the school district's prior year MCR; (2) a percentage determined by formula if the school district experienced a year-over-year increase in property value of at least 2.5%; or (3) the product of the State Compression Percentage for the current year multiplied by \$1.00. However, each year the TEA shall evaluate the MCR for each school district in the State, and for any given year, if a school district's MCR is calculated to be less than 90% of any other school district's MCR for the current year, then the school district's MCR is instead equal to the school district's prior year MCR, until TEA determines that the difference between the school district's MCR and any other school district's MCR is not more than 10%. These compression formulas are intended to more closely equalize local generation of Tier One funding among districts with disparate tax bases and generally reduce the Tier One Tax Rates of school districts as property values increase. During the 2021 Legislative Session, a provision of the general appropriations act reduced the maximum MCR for the 2021-2022 school year. It established \$0.9134 as the maximum rate and \$0.8220 as the floor.

Tier One Tax Rate

A school district's Tier One Tax Rate is defined as a school district's M&O tax rate levied that does not exceed the school district's MCR.

Enrichment Tax Rate

The Enrichment Tax Rate is the number of cents a school district levies for M&O in excess of the Tier One Tax Rate, up to an additional \$0.17. The Enrichment Tax Rate is divided into two components: (i) "Golden Pennies" which are the first \$0.08 of tax effort in excess of a school district's Tier One Tax Rate; and (ii) "Copper Pennies" which are the next \$0.09 in excess of a school district's Tier One Tax Rate plus Golden Pennies.

School districts may levy an Enrichment Tax Rate at a level of their choice, subject to the limitations described under "TAX RATE LIMITATIONS – Public Hearing and Voter-Approval Tax Rate"; however to levy any of the Enrichment Tax Rate in a given year, a school district must levy a Tier One Tax Rate equal to the school district's MCR. Additionally, a school district's levy of Copper Pennies is subject to compression if the guaranteed yield (i.e., the guaranteed level of local tax revenue and State aid generated for each cent of tax effort) of Copper Pennies is increased from one year to the next (see "CURRENT PUBLIC SCHOOL FINANCE SYSTEM – State Funding for School Districts – Tier Two").

State Funding for School Districts

State funding for school districts is provided through the two-tiered Foundation School Program, which guarantees certain levels of funding for school districts in the State. School districts are entitled to a legislatively appropriated guaranteed yield on their Tier One Tax Rate and Enrichment Tax Rate. When a school district's Tier One Tax Rate and Enrichment Tax Rate generate tax revenues at a level below the respective entitlement, the State will provide "Tier One" funding or "Tier Two" funding, respectively, to fund the difference between the school district's entitlements and the actual M&O revenues generated by the school district's respective M&O tax rates.

The first level of funding, Tier One, is the basic level of funding guaranteed to all school districts based on a school district's Tier One Tax Rate. Tier One funding may then be "enriched" with Tier Two funding. Tier Two provides a guaranteed entitlement for each cent of a school district's Enrichment Tax Rate, allowing a school district increase or decrease its Enrichment Tax Rate to supplement Tier One funding at a level of the school district's own choice. While Tier One funding may be used for the payment of debt service (except for school districts subject to the recapture provisions of Chapter 49 of the Texas Education Code, as discussed herein), and in some instances is required to be used for that purpose (see "TAX RATE LIMITATIONS – I&S Tax Rate Limitations"), Tier Two funding may not be used for the payment of debt service or capital outlay.

The current public school finance system also provides an Existing Debt Allotment ("EDA") to subsidize debt service on eligible outstanding school district bonds, an Instructional Facilities Allotment ("IFA") to subsidize debt service on newly issued bonds, and a New Instructional Facilities Allotment ("NIFA") to subsidize operational expenses associated with the opening of a new instructional facility. IFA primarily addresses the debt service needs of property-poor school districts. For the 2020-2021 State fiscal biennium, the State Legislature appropriated funds in the amount of \$1,007,300,000 for the EDA, IFA, and NIFA.

Tier One and Tier Two allotments represent the State's share of the cost of M&O expenses of school districts, with local M&O taxes representing the school district's local share. EDA and IFA allotments supplement a school district's local I&S taxes levied for debt service on eligible bonds issued to construct, acquire and improve facilities, provided that a school district qualifies for such funding and that the State Legislature makes sufficient appropriations to fund the allotments for a State fiscal biennium. Tier One and Tier Two allotments and existing EDA and IFA allotments are generally required to be funded each year by the State Legislature.

Tier One

Tier One funding is the basic level of funding guaranteed to a school district, consisting of a State-appropriated baseline level of funding (the "Basic Allotment") for each student in "Average Daily Attendance" (being generally calculated as the sum of student attendance for each State-mandated day of instruction divided by the number of State-mandated days of instruction, defined herein as "ADA"). The Basic Allotment is revised downward if a school district's Tier One Tax Rate is less than the State-determined threshold. The Basic Allotment is supplemented by additional State funds, allotted based upon the unique school district characteristics and demographics of students in ADA, to make up most of a school district's Tier One entitlement under the Foundation School Program.

The Basic Allotment for school districts with a Tier One Tax Rate equal to \$0.93, is \$6,160 for each student in ADA and is revised downward for school districts with a Tier One Tax Rate lower than \$0.93. For the State fiscal year ending in 2021 and subsequent State fiscal years, the Basic Allotment for a school district with a Tier One Tax Rate equal to the school district's MCR, is \$6,160 (or a greater amount as may be provided by appropriation) for each student in ADA and is revised downward for a school district with a Tier One Tax Rate lower than the school district's MCR. The Basic Allotment is then supplemented for all school districts by various weights to account for differences among school districts and their student populations. Such additional allotments include, but are not limited to, increased funds for students in ADA who: (i) attend a qualified special education program, (ii) are diagnosed with dyslexia or a related disorder, (iii) are economically disadvantaged, or (iv) have limited English language proficiency. Additional allotments to mitigate differences among school districts include, but are not limited to: (i) a transportation allotment for mileage associated with transporting students who reside two miles or more from their home campus, (ii) a fast growth allotment (for school districts in the top 25% of enrollment growth relative to other school districts), (iii) a college, career and military readiness allotment to further Texas' goal of increasing the number of students who attain a post-secondary education or workforce credential, and (iv) a teacher incentive allotment to increase teacher compensation retention in disadvantaged or rural school districts. A school district's total Tier One funding, divided by \$6,160, is a school district's measure of students in "Weighted Average Daily Attendance" ("WADA"), which serves to calculate Tier Two funding.

For the 2021-2022 school year, the fast growth allotment weight is 0.45 for districts in the top 40% of school districts for growth, 0.30 for districts in the middle 30% of school districts for growth and 0.15 for districts in the bottom 30% of school districts for growth. After the 2021-2022 school year, the fast growth allotment weights change to 0.48 for districts in the top 40% of school districts for growth, 0.33 for districts in the middle 30% of school districts for growth and 0.18 for districts in the bottom 30% of school districts for growth. The fast growth allotment is limited to \$270 million for the 2021-2022 school year, \$310 million for the 2022-2023 school year and \$315 million for the 2023-2024 school year.

Tier Two

Tier Two supplements Tier One funding and provides two levels of enrichment with different guaranteed yields (i.e., Golden Pennies and Copper Pennies) depending on the school district's Enrichment Tax Rate. Golden Pennies generate a guaranteed yield equal to the greater of (i) the local revenue per student in WADA per cent of tax effort available to a school district at the ninety-sixth (96th) percentile of wealth per student in WADA, or (ii) the Basic Allotment (or a greater amount as may be provided by appropriation) multiplied by 0.016. For the 2022-2023 State fiscal biennium, school districts are guaranteed a yield of \$98.56 per student in WADA for each Golden Penny levied. Copper Pennies generate a guaranteed yield per student in WADA equal to the school district's Basic Allotment (or a greater amount as may be provided by appropriation) multiplied by 0.008. For the 2022-2023 State fiscal biennium, school districts are guaranteed a yield of \$49.28 per student in WADA for each Copper Penny levied. For any school year in which the guaranteed yield of Copper Pennies per student in WADA exceeds the guaranteed yield of Copper Pennies per student in WADA for the preceding school year, a school district is required to reduce its Copper Pennies levied so as to generate no more revenue per student in WADA than was available to the school district for the preceding year.

Existing Debt Allotment, Instruction Facilities Allotment, and New Instructional Facilities Allotment

The Foundation School Program also includes facilities funding components consisting of the IFA and the EDA, subject to legislative appropriation each State fiscal biennium. To the extent funded for a biennium, these programs assist school districts in funding facilities by, generally, equalizing a school district's I&S tax effort. The IFA guarantees each awarded school district a specified amount per student (the "IFA Yield") in State and local funds for each cent of I&S tax levied to pay the principal of and interest on eligible bonds issued to construct, acquire, renovate or improve instructional facilities. The IFA Yield has been \$35 since this program first began in 1997. New awards of IFA are only available if appropriated funds are allocated for such purpose by the State Legislature. To receive an IFA award, in years where new IFA awards are available, a school district must apply to the Commissioner in accordance with rules adopted by the TEA before issuing the bonds to be paid with IFA State assistance. The total amount of debt service assistance over a biennium for which a school district may be awarded is limited to the lesser of (1) the actual debt service payments made by the school district in the biennium in which the bonds are issued; or (2) the greater of (a) \$100,000 or (b) \$250 multiplied by the number of students in ADA. The IFA is also available for lease-purchase agreements and refunding bonds meeting certain prescribed conditions. Once a school district receives an IFA award for bonds, it is entitled to continue receiving State assistance for such bonds without reapplying to the Commissioner. The guaranteed level of State and local funds per student per cent of local tax effort applicable to the bonds may not be reduced below the level provided for the year in which the bonds were issued. For the 2022-2023 State fiscal biennium, the State Legislature did not appropriate any funds for new IFA awards; however, awards previously granted in years the State Legislature did appropriate funds for new IFA awards will continue to be funded.

State financial assistance is provided for certain existing eligible debt issued by school districts through the EDA program. The EDA guaranteed yield (the "EDA Yield") is the lesser of (i) \$40 per student in ADA or a greater amount for any year provided by appropriation; or (ii) the amount that would result in a total additional EDA of \$60 million more than the EDA to which school districts would have been entitled to if the EDA Yield were \$35. The portion of a school district's local debt service rate that qualifies for EDA assistance is limited to the first \$0.29 of its I&S tax rate (or a greater amount for any year provided by appropriation by the State Legislature). In general, a school district's bonds are eligible for EDA assistance if (i) the school district made payments on the bonds during the final fiscal year of the preceding State fiscal biennium, or (ii) the school district levied taxes to pay the principal of and interest on the bonds for that fiscal year. Each biennium, access to EDA funding is determined by the debt service taxes collected in the final year of the preceding biennium. A school district may not receive EDA funding for the principal and interest on a series of otherwise eligible bonds for which the school district receives IFA funding.

Since future-year IFA awards were not funded by the State Legislature for the 2022-2023 State fiscal biennium and debt service assistance on school district bonds that are not yet eligible for EDA is not available, debt service payments during the 2022-2023 State fiscal biennium on new bonds issued by school districts in the 2022-2023 State fiscal biennium to construct, acquire and improve facilities must be funded solely from local I&S taxes.

A school district may also qualify for a NIFA allotment, which provides assistance to school districts for operational expenses associated with opening new instructional facilities. In the 2021 Legislative Session, the State Legislature appropriated funds in the amount of \$70,000,000 for each fiscal year of the 2022-2023 State fiscal biennium for NIFA allotments.

Tax Rate and Funding Equity

The Commissioner may proportionally reduce the amount of funding a school district receives under the Foundation School Program and the ADA calculation if the school district operates on a calendar that provides less than the State-mandated minimum instruction time in a school year. The Commissioner may also adjust a school district's ADA as it relates to State funding where disaster, flood, extreme weather or other calamity has a significant effect on a school district's attendance.

Furthermore, "property-wealthy" school districts that received additional State funds under the public school finance system prior to the enactment of the 2019 Legislation are entitled to an equalized wealth transition grant on an annual basis through the 2023-2024 school year in an amount equal to the amount of additional revenue such school district would have received under former Texas Education Code Sections 41.002(e) through (g), as those sections existed on January 1, 2019. This grant is phased out through the 2023-2024 school year as follows: (1) 20% reduction for the 2020-2021 school year, (2) 40% reduction for the 2021-2022 school year, (3) 60% reduction for the 2022-2023 school year, and (4) 80% reduction for the 2023-2024 school year. Additionally, school districts (through the fiscal year ending in 2025) and open-enrollment charter schools (through the fiscal year ending in 2024) are entitled to receive an allotment in the form of a formula transition grant meant to ensure a smooth transition into the funding formulas enacted by the 86th State Legislature. Beginning with the 2021-2022 school year, if the total amount of allotments to which school districts and open enrollment charter schools are entitled for a school year exceeds \$400 million, the Commissioner shall proportionately reduce each district's or school's allotment. The reduction in the amount to which a district or school is entitled may not result in an amount that is less than zero.

Local Revenue Level in Excess of Entitlement

A school district that has sufficient property wealth per student in ADA to generate local revenues on the school district's Tier One Tax Rate and Copper Pennies in excess of the school district's respective funding entitlements (a "Chapter 49 school district"), is subject to the local revenue reduction provisions contained in Chapter 49 of Texas Education Code, as amended ("Chapter 49"). Additionally, in years in which the amount of State funds appropriated specifically excludes the amount necessary to provide the guaranteed yield for Golden Pennies, local revenues generated on a school district's Golden Pennies in excess of the school district's respective funding entitlement are subject to the local revenue reduction provisions of Chapter 49. To reduce local revenue, Chapter 49 school districts are generally subject to a process known as "recapture", which requires a Chapter 49 school district to exercise certain options to remit local M&O tax revenues collected in excess of the Chapter 49 school district's funding entitlements to the State (for redistribution to other school districts) or otherwise expending the respective M&O tax revenues for the benefit of students in school districts that are not Chapter 49 school districts, as described in the subcaption "Options for Local Revenue Levels in Excess of Entitlement". Chapter 49 school districts receive their allocable share of funds distributed from the constitutionally-prescribed Available School Fund, but are generally not eligible to receive State aid under the Foundation School Program, although they may continue to receive State funds for certain competitive grants and certain programs that remain outside the Foundation School Program.

Recapture is measured by the "local revenue level" (being the M&O tax revenues generated in a school district) in excess of the entitlements appropriated by the State Legislature each fiscal biennium. Therefore, school districts are now guaranteed that recapture will not reduce revenue below their statutory entitlement.

Options for Local Revenue Levels in Excess of Entitlement

Under Chapter 49, a school district has six options to reduce local revenues to a level that does not exceed the school district's respective entitlements: (1) a school district may consolidate by agreement with one or more school districts to form a consolidated school district; all property and debt of the consolidating school districts vest in the consolidated school district; (2) a school district may detach property from its territory for annexation by a property-poor school district; (3) a school district may purchase attendance credits from the State; (4) a school district may contract to educate nonresident students from a property-poor school district by sending money directly to one or more property-poor school districts; (5) a school district may execute an agreement to provide students of one or more other school districts with career and technology education through a program designated as an area program for career and technology education; or (6) a school district may consolidate by agreement with one or more school districts to form a consolidated taxing school district solely to levy and distribute either M&O taxes or both M&O taxes and I&S taxes. A Chapter 49 school district may also exercise any combination of these remedies. Options (3), (4) and (6) require prior approval by the Chapter 49 school district's voters.

Furthermore, a school district may not adopt a tax rate until its effective local revenue level is at or below the level that would produce its guaranteed entitlement under the Foundation School Program. If a school district fails to exercise a permitted option, the Commissioner must reduce the school district's local revenue level to the level that would produce the school district's guaranteed entitlement, by detaching certain types of property from the school district and annexing the property to a property-poor school district or, if necessary, consolidate the school district with a property-poor school district. Provisions governing detachment and annexation of taxable property by the Commissioner do not provide for assumption of any of the transferring school district's existing debt.

Possible Effects of Wealth Transfer Provisions on the District's Financial Condition

For the 2021-2022 school year, the District was not designated as an "excess local revenue" Chapter 49 school district by TEA. Accordingly, the District has not been required to exercise one of the wealth equalization options permitted under applicable State law. As a district with local revenue less than the maximum permitted level, the District may benefit in the future by agreeing to accept taxable property or funding assistance from or agreeing to consolidate with, a property-rich district to enable such district to reduce its wealth per student to the permitted level.

A district's "excess local revenues" must be tested for each future school year and, if it exceeds the maximum permitted level, the District must reduce its wealth per student by the exercise of one of the permitted wealth equalization options. Accordingly, if the District's wealth per student should exceed the maximum permitted value in future school years, it will be required to exercise one or more of the permitted wealth equalization options. If the District were to consolidate (or consolidate its tax base for all purposes) with a property-poor district, the outstanding debt of each district could become payable from the consolidated district's combined property tax base, and the District's ration of taxable property to debt could become diluted. If the District were to detach property voluntarily, a portion of its outstanding debt (including the Bonds) could be assumed by the district to which the property is annexed, in which case timely payment of the Bonds could become dependent in part on the financial performance of an annexing district.

For a detailed discussion of State funding for school district see "CURRENT PUBLIC SCHOOL FINANCE SYSTEM – State Funding for School Districts."

AD VALOREM TAX PROCEDURES

The following is a summary of certain provisions of State law as it relates to ad valorem taxation and is not intended to be complete. Reference is made to Title I of the Texas Tax Code, as amended (the "Property Tax Code"), for identification of property subject to ad valorem taxation, property exempt or which may be exempted from ad valorem taxation if claimed, the appraisal of property for ad valorem tax purposes, and the procedures and limitations applicable to the levy and collection of ad valorem taxes.

Valuation of Taxable Property

The Property Tax Code provides for countywide appraisal and equalization of taxable property values and establishes in each county of the State an appraisal district and an appraisal review board (the "Appraisal Review Board") responsible for appraising property for all taxing units within the county. The appraisal of property within the District is the collective responsibility of the Central Appraisal District of Johnson County (the "Appraisal District"). Except as generally described below, the Appraisal District is required to appraise all property within the Appraisal District on the basis of 100% of its market value and is prohibited from applying any assessment ratios. In determining market value of property, the Appraisal District is required to consider the cost method of appraisal, the income method of appraisal and the market data comparison method of appraisal, and use the method the chief appraiser of the Appraisal District considers most appropriate. The Property Tax Code requires appraisal districts to reappraise all property in its jurisdiction at least once every three (3) years. A taxing unit may require annual review at its own expense, and is entitled to challenge the determination of appraised value of property within the taxing unit by petition filed with the Appraisal Review Board.

State law requires the appraised value of an owner's principal residence ("homestead" or "homesteads") to be based solely on the property's value as a homestead, regardless of whether residential use is considered to be the highest and best use of the property. State law further limits the appraised value of a homestead to the lesser of (1) the market value of the property or (2) 110% of the appraised value of the property for the preceding tax year plus the market value of all new improvements to the property.

State law provides that eligible owners of both agricultural land and open-space land, including open-space land devoted to farm or ranch purposes or open-space land devoted to timber production, may elect to have such property appraised for property taxation on the basis of its productive capacity. The same land may not be qualified as both agricultural and open-space land.

The appraisal values set by the Appraisal District are subject to review and change by the Appraisal Review Board. The appraisal rolls, as approved by the Appraisal Review Board, are used by taxing units, such as the District, in establishing their tax rolls and tax rates (see "AD VALOREM TAX PROCEDURES – District and Taxpayer Remedies").

State Mandated Homestead Exemptions

State law grants, with respect to each school district in the State, (1) a \$40,000 exemption (as described below) of the appraised value of all homesteads, (2) a \$10,000 exemption of the appraised value of the homesteads of persons sixty-five (65) years of age or older and the disabled, and (3) various exemptions for disabled veterans and their families, surviving spouses of members of the armed services killed in action and surviving spouses of first responders killed or fatally wounded in the line of duty. On November 2, 2021, the Texas Constitution was amended to provide that the surviving spouse of an individual who received a limitation on the school district property taxes on the person's residence homestead on the basis of disability continued to receive that limitation while the property remained the spouse's residence homestead if the spouse was at least 55 years old. See "Appendix A – Financial Information of the District – Assessed Valuation" for the reduction in taxable valuation attributable to state-mandated homestead exemptions. Senate Joint Resolution 2, passed during the Third Special Session of the 87th Texas Legislature and approved by voters on May 7, 2022 authorized a constitutional amendment increasing the mandatory homestead exemption for school districts from \$25,000 to \$40,000 for the tax year beginning January 1, 2022. Senate Bill 1, which was also passed during the Third Special Session of the 87th Texas Legislature makes provisions for additional state aid to hold school districts harmless for tax revenue losses resulting from the increased homestead exemption.

Local Option Homestead Exemptions

The governing body of a taxing unit, including a city, county, school district, or special district, at its option may grant: (1) an exemption of up to 20% of the appraised value of all homesteads (but not less than \$5,000) and (2) an additional exemption of at least \$3,000 of the appraised value of the homesteads of persons sixty-five (65) years of age or older and the disabled. Each taxing unit decides if it will offer the local option homestead exemptions and at what percentage or dollar amount, as applicable. The exemption described in (2), above, may also be created, increased, decreased or repealed at an election called by the governing body of a taxing unit upon presentment of a petition for such creation, increase, decrease, or repeal of at least 20% of the number of qualified voters who voted in the preceding election of the taxing unit. See "Appendix A – Financial Information of the District – Assessed Valuation" for the reduction in taxable valuation, if any, attributable to local option homestead exemptions.

State Mandated Freeze on School District Taxes

Except for increases attributable to certain improvements, a school district is prohibited from increasing the total ad valorem tax on the homestead of persons sixty-five (65) years of age or older or of disabled persons above the amount of tax imposed in the year such homestead qualified for such exemption. This freeze is transferable to a different homestead if a qualifying taxpayer moves and, under certain circumstances, is also transferable to the surviving spouse of persons sixty-five (65) years of age or older, but not the disabled. See "Appendix A – Financial Information of the District – Assessed Valuation" for the reduction in taxable valuation attributable to the freeze on taxes for the elderly and disabled.

Personal Property

Tangible personal property (furniture, machinery, supplies, inventories, etc.) used in the "production of income" is taxed based on the property's market value. Taxable personal property includes income-producing equipment and inventory. Intangibles such as goodwill, accounts receivable, and proprietary processes are not taxable. Tangible personal property not held or used for production of income, such as household goods, automobiles or light trucks, and boats, is exempt from ad valorem taxation unless the governing body of a taxing unit elects to tax such property.

Freeport and Goods-In-Transit Exemptions

Certain goods that are acquired in or imported into the State to be forwarded outside the State, and are detained in the State for 175 days or less for the purpose of assembly, storage, manufacturing, processing or fabrication ("Freeport Property") are exempt from ad valorem taxation unless a taxing unit took official action to tax Freeport Property before April 1, 1990 and has not subsequently taken official action to exempt Freeport Property. Decisions to continue taxing Freeport Property may be reversed in the future; decisions to exempt Freeport Property are not subject to reversal.

Certain goods, that are acquired in or imported into the State to be forwarded to another location within or without the State, stored in a location that is not owned by the owner of the goods and are transported to another location within or without the State within 175 days ("Goods-in-Transit"), are generally exempt from ad valorem taxation; however, the Property Tax Code permits a taxing unit, on a local option basis, to tax Goods-in-Transit if the taxing unit takes official action, after conducting a public hearing, before

January 1 of the first tax year in which the taxing unit proposes to tax Goods-in-Transit. Goods-in-Transit and Freeport Property do not include oil, natural gas or petroleum products, and Goods-in-Transit does not include aircraft or special inventories such as manufactured housing inventory, or a dealer's motor vehicle, boat, or heavy equipment inventory.

A taxpayer may receive only one of the Goods-in-Transit or Freeport Property exemptions for items of personal property. See "Appendix A – Financial Information of the District – Assessed Valuation" for the reduction in taxable valuation, if any, attributable to Goods-in-Transit or Freeport Property exemptions.

Other Exempt Property

Other major categories of exempt property include property owned by the State or its political subdivisions if used for public purposes, property exempt by federal law, property used for pollution control, farm products owned by producers, property of nonprofit corporations used for scientific research or educational activities benefitting a college or university, designated historic sites, solar and wind-powered energy devices, and certain classes of intangible personal property.

Temporary Exemption for Qualified Property Damaged by a Disaster

The Property Tax Code entitles the owner of certain qualified (i) tangible personal property used for the production of income, (ii) improvements to real property, and (iii) manufactured homes located in an area declared by the governor to be a disaster area following a disaster and is at least 15 percent damaged by the disaster, as determined by the chief appraiser, to an exemption from taxation of a portion of the appraised value of the property. The amount of the exemption ranges from 15 percent to 100 percent based upon the damage assessment rating assigned by the chief appraiser. For tax years beginning on or after January 1, 2022, the governing body of the taxing unit is not required to take any action in order for the taxpayer to be eligible for the exemption. If a taxpayer qualifies for the exemption after the beginning of the tax year, the amount of the exemption is prorated based on the number of days left in the tax year following the day on which the governor declares the area to be a disaster area. For more information on the exemption, reference is made to Section 11.35 of the Tax Code, as amended.

Tax Increment Reinvestment Zones

A city or county, by petition of the landowners or by action of its governing body, may create one or more tax increment reinvestment zones ("TIRZ") within its boundaries. At the time of the creation of the TIRZ, a "base value" for the real property in the TIRZ is established and the difference between any increase in the assessed valuation of taxable real property in the TIRZ in excess of the base value is known as the "tax increment". During the existence of the TIRZ, all or a portion of the taxes levied against the tax increment by a city or county, and all other overlapping taxing units that elected to participate, are restricted to paying only planned project and financing costs within the TIRZ and are not available for the payment of other obligations of such taxing units.

Until September 1, 1999, school districts were able to reduce the value of taxable property reported to the State to reflect any taxable value lost due to TIRZ participation by the school district. The ability of the school district to deduct the taxable value of the tax increment that it contributed prevented the school district from being negatively affected in terms of state school funding. However, due to a change in law, local M&O tax rate revenue contributed to a TIRZ created on or after May 31, 1999 will count toward a school district's Tier One entitlement (reducing Tier One State funds for eligible school districts) and will not be considered in calculating any school district's Tier Two entitlement (see "CURRENT PUBLIC SCHOOL FINANCE SYSTEM – State Funding for School Districts").

Tax Limitation Agreements

The Texas Economic Development Act (Chapter 313, Texas Tax Code, as amended), allows school districts to grant limitations on appraised property values to certain corporations and limited liability companies to encourage economic development within the school district. Generally, during the last eight (8) years of the ten-year term of a tax limitation agreement, a school district may only levy and collect M&O taxes on the agreed-to limited appraised property value. For the purposes of calculating its Tier One and Tier Two entitlements, the portion of a school district's property that is not fully taxable is excluded from the school district's taxable property values. Therefore, a school district will not be subject to a reduction in Tier One or Tier Two State funds as a result of lost M&O tax revenues due to entering into a tax limitation agreement (see "CURRENT PUBLIC SCHOOL FINANCE SYSTEM – State Funding for School Districts"). The 87th Texas Legislature did not vote to extend this program, which is not scheduled to expire by its terms effective December 31, 2022.

For a discussion of how the various exemptions described above are applied by the District, see "AD VALOREM TAX PROCEDURES – The Property Tax Code as Applied to the District" herein.

District and Taxpayer Remedies

Under certain circumstances, taxpayers and taxing units, including the District, may appeal the determinations of the Appraisal District by timely initiating a protest with the Appraisal Review Board. Additionally, taxing units such as the District may bring suit against the Appraisal District to compel compliance with the Property Tax Code.

Owners of certain property with a taxable value in excess of the current year "minimum eligibility amount", as determined by the State Comptroller, and situated in a county with a population of one million or more, may protest the determinations of an appraisal district directly to a three-member special panel of the appraisal review board, appointed by the chairman of the appraisal review board, consisting of highly qualified professionals in the field of property tax appraisal. The minimum eligibility amount is set at \$50 million for the 2020 tax year, \$50.6 million for the 2021 tax year, \$52,978,200 for the 2022 tax year and is adjusted annually by the State Comptroller to reflect the inflation rate.

The Property Tax Code sets forth notice and hearing procedures for certain tax rate increases by the District and provides for taxpayer referenda that could result in the repeal of certain tax increases (see "TAX RATE LIMITATIONS – Public Hearing and Voter-Approval Tax Rate"). The Property Tax Code also establishes a procedure for providing notice to property owners of reappraisals reflecting increased property value, appraisals which are higher than renditions, and appraisals of property not previously on an appraisal roll.

Levy and Collection of Taxes

The District is responsible for the collection of its taxes, unless it elects to transfer such functions to another governmental entity. Taxes are due October 1, or when billed, whichever comes later, and become delinquent after January 31 of the following year. A delinquent tax incurs a penalty of six percent (6%) of the amount of the tax for the first calendar month it is delinquent, plus one percent (1%) for each additional month or portion of a month the tax remains unpaid prior to July 1 of the year in which it becomes delinquent. If the tax is not paid by July 1 of the year in which it becomes delinquent, the tax incurs a total penalty of twelve percent (12%) regardless of the number of months the tax has been delinquent and incurs an additional penalty of up to twenty percent (20%) if imposed by the District. The delinquent tax also accrues interest at a rate of one percent (1%) for each month or portion of a month it remains unpaid. The Property Tax Code also makes provision for the split payment of taxes, discounts for early payment

and the postponement of the delinquency date of taxes for certain taxpayers. Furthermore, the District may provide, on a local option basis, for the split payment, partial payment, and discounts for early payment of taxes under certain circumstances. The Property Tax Code permits taxpayers owning homes or certain businesses located in a disaster area and damaged as a direct result of the declared disaster to pay taxes imposed in the year following the disaster in four equal installments without penalty or interest, commencing on February 1 and ending on August 1. See "AD VALOREM TAX PROCEDURES – Temporary Exemption for Qualified Property Damaged by a Disaster" for further information related to a discussion of the applicability of this section of the Property Tax Code.

District's Rights in the Event of Tax Delinquencies

Taxes levied by the District are a personal obligation of the owner of the property. On January 1 of each year, a tax lien attaches to property to secure the payment of all state and local taxes, penalties, and interest ultimately imposed for the year on the property. The lien exists in favor of each taxing unit, including the District, having power to tax the property. The District's tax lien is on a parity with tax liens of such other taxing units. A tax lien on real property takes priority over the claim of most creditors and other holders of liens on the property encumbered by the tax lien, whether or not the debt or lien existed before the attachment of the tax lien; however, whether a lien of the United States is on a parity with or takes priority over a tax lien of the District is determined by applicable federal law. Personal property, under certain circumstances, is subject to seizure and sale for the payment of delinquent taxes, penalty, and interest.

At any time after taxes on property become delinquent, the District may file suit to foreclose the lien securing payment of the tax, to enforce personal liability for the tax, or both. In filing a suit to foreclose a tax lien on real property, the District must join other taxing units that have claims for delinquent taxes against all or part of the same property.

Collection of delinquent taxes may be adversely affected by the amount of taxes owed to other taxing units, adverse market conditions, taxpayer redemption rights, or bankruptcy proceedings which restrain the collection of a taxpayer's debt.

Federal bankruptcy law provides that an automatic stay of actions by creditors and other entities, including governmental units, goes into effect with the filing of any petition in bankruptcy. The automatic stay prevents governmental units from foreclosing on property and prevents liens for post-petition taxes from attaching to property and obtaining secured creditor status unless, in either case, an order lifting the stay is obtained from the bankruptcy court. In many cases, post-petition taxes are paid as an administrative expense of the estate in bankruptcy or by order of the bankruptcy court.

TAX RATE LIMITATIONS

M&O Tax Rate Limitations

A school district is authorized to levy maintenance and operation ("M&O") taxes subject to approval of a proposition submitted to district voters under Section 45.003(d) of the Texas Education Code, as amended. The maximum M&O tax rate that may be levied by a district cannot exceed the voted maximum rate or the maximum rate described in the next succeeding paragraph. The maximum voted M&O tax rate for the District is \$1.50 per \$100 of assessed valuation as approved by the voters at an election held on May 19, 2001 under Section 45.003, Texas Education Code as amended.

The maximum maintenance tax rate per \$100 of taxable value that may be adopted by an independent school district is the sum of \$0.17 and the school district's MCR. The District's MCR is, generally, inversely proportional to the change in taxable property values both within the District and the State, and is subject to recalculation annually. For any year, highest possible MCR for an independent school district is \$0.93.

Furthermore, a school district cannot annually increase its tax rate in excess of the school district's Voter-Approval Tax Rate without submitting such tax rate to an election and a majority of the voters voting at such election approving the adopted rate. See "TAX RATE LIMITATIONS – Public Hearing and Voter-Approval Tax Rate" herein.

I&S Tax Rate Limitations

A school district is also authorized to issue bonds and levy taxes for payment of bonds subject to voter approval of one or more propositions submitted to the voters under Section 45.003(b)(1), Texas Education Code, as amended, which provides a tax unlimited as to rate or amount for the support of school district bonded indebtedness (see "THE BONDS – Security").

Section 45.0031 of the Texas Education Code, as amended, requires a school district to demonstrate to the Texas Attorney General that it has the prospective ability to pay its maximum annual debt service on a proposed issue of bonds and all previously issued bonds, other than bonds approved by voters of a school district at an election held on or before April 1, 1991 and issued before September 1, 1992 (or debt issued to refund such bonds, collectively, "exempt bonds"), from a tax levied at a rate of \$0.50 per \$100 of assessed valuation before bonds may be issued (the "50-cent Test"). In demonstrating the ability to pay debt service at a rate of \$0.50, a school district may take into account EDA and IFA allotments to the school district, which effectively reduces the school district's local share of debt service, and may also take into account Tier One funds allotted to the school district. If a school district exercises this option, it may not adopt an I&S tax until it has credited to the school district's I&S fund an amount equal to all State allotments provided solely for payment of debt service and any Tier One funds needed to demonstrate compliance with the threshold tax rate test and which is received or to be received in that year. Additionally, a school district may demonstrate its ability to comply with the 50-cent Test by applying the \$0.50 tax rate to an amount equal to 90% of projected future taxable value of property in the school district, as certified by a registered professional appraiser, anticipated for the earlier of the tax year five (5) years after the current tax year or the tax year in which the final payment for the bonds is due. However, if a school district uses projected future taxable values to meet the 50-cent Test and subsequently imposes a tax at a rate greater than \$0.50 per \$100 of valuation to pay for bonds subject to the test, then for subsequent bond issues, the Texas Attorney General must find that the school district has the projected ability to pay principal and interest on the proposed bonds and all previously issued bonds subject to the 50-cent Test from a tax rate of \$0.45 per \$100 of valuation. Once the prospective ability to pay such tax has been shown and the bonds are issued, a school district may levy an unlimited tax to pay debt service. The Bonds are issued as "new money bonds" and are subject to the \$0.50 threshold tax rate test. The District has not used State assistance, other than EDA or IFA allotment funding, or projected property values to satisfy this threshold test.

Public Hearing and Voter-Approval Tax Rate

A school district's total tax rate is the combination of the M&O tax rate and the I&S tax rate. Generally, the highest rate at which a school district may levy taxes for any given year without holding an election to approve the tax rate is the "Voter-Approval Tax Rate", as described below.

A school district is required to adopt its annual tax rate before the later of September 30 or the sixtieth (60th) day after the date the certified appraisal roll is received by the taxing unit, except that a tax rate that exceeds the Voter-Approval Tax Rate must be adopted not later than the seventy-first (71st) day before the next occurring November uniform election date. A school district's failure to adopt a tax rate equal to or less than the Voter-Approval Tax Rate by September 30 or the sixtieth (60th) day after receipt of the certified appraisal roll, will result in the tax rate for such school district for the tax year to be the lower of the "no-

new-revenue tax rate” calculated for that tax year or the tax rate adopted by the school district for the preceding tax year. A school district’s failure to adopt a tax rate in excess of the Voter-Approval Tax Rate on or prior to the seventy-first (71st) day before the next occurring November uniform election date, will result in the school district adopting a tax rate equal to or less than its Voter-Approval Tax Rate by the later of September 30 or the sixtieth (60th) day after receipt of the certified appraisal roll. “No-new-revenue tax rate” means the rate that will produce the prior year’s total tax levy from the current year’s total taxable values, adjusted such that lost values are not included in the calculation of the prior year’s taxable values and new values are not included in the current year’s taxable values.

The Voter-Approval Tax Rate for a school district is the sum of (i) the school district’s MCR; (ii) the greater of (a) the school district’s Enrichment Tax Rate for the preceding year, less any amount by which the school district is required to reduce its current year Enrichment Tax Rate pursuant to Section 48.202(f), Education Code, as amended, or (b) the rate of \$0.05 per \$100 of taxable value; and (iii) the school district’s current I&S tax rate. A school district’s M&O tax rate may not exceed the rate equal to the sum of (i) \$0.17 and (ii) the school district’s MCR (see “CURRENT PUBLIC SCHOOL FINANCE SYSTEM” herein, for more information regarding the State Compression Percentage, MCR, and the Enrichment Tax Rate).

The governing body of a school district generally cannot adopt a tax rate exceeding the school district’s Voter-Approval Tax Rate without approval by a majority of the voters approving the higher rate at an election to be held on the next uniform election date. Further, subject to certain exceptions for areas declared disaster areas, State law requires the board of trustees of a school district to conduct an efficiency audit before seeking voter approval to adopt a tax rate exceeding the Voter-Approval Tax Rate and sets certain parameters for conducting and disclosing the results of such efficiency audit. An election is not required for a tax increase to address increased expenditures resulting from certain natural disasters in the year following the year in which such disaster occurs; however, the amount by which the increased tax rate exceeds the school district’s Voter-Approval Tax Rate for such year may not be considered by the school district in the calculation of its subsequent Voter-Approval Tax Rate.

The calculation of the Voter-Approval Tax Rate does not limit or impact the District’s ability to set an I&S tax rate in each year sufficient to pay debt service on all of the District’s tax-supported debt obligations, including the Bonds.

Before adopting its annual tax rate, a public meeting must be held for the purpose of adopting a budget for the succeeding year. A notice of public meeting to discuss the school district’s budget and proposed tax rate must be published in the time, format and manner prescribed in Section 44.004 of the Texas Education Code. Section 44.004(e) of the Texas Education Code provides that a person who owns taxable property in a school district is entitled to an injunction restraining the collection of taxes by the school district if the school district has not complied with such notice requirements or the language and format requirements of such notice as set forth in Section 44.004(b), (c), (c-1), (c-2), and (d), and, if applicable, subsection (i), and if such failure to comply was not in good faith. Section 44.004(e) further provides the action to enjoin the collection of taxes must be filed before the date the school district delivers substantially all of its tax bills. A school district that elects to adopt a tax rate before the adoption of a budget for the fiscal year that begins in the current tax year may adopt a tax rate for the current tax year before receipt of the certified appraisal roll, so long as the chief appraiser of the appraisal district in which the school district participates has certified to the assessor for the school district an estimate of the taxable value of property in the school district. If a school district adopts its tax rate prior to the adoption of its budget, both the no-new-revenue tax rate and the Voter-Approval Tax Rate of the school district shall be calculated based on the school district’s certified estimate of taxable value. A school district that adopts a tax rate before adopting its budget must hold a public hearing on the proposed tax rate followed by another public hearing on the proposed budget rather than holding a single hearing on the two items.

A school district must annually calculate and prominently post on its internet website, and submit to the county tax assessor-collector for each county in which all or part of the school district is located its Voter-Approval Tax Rate in accordance with forms prescribed by the State Comptroller.

THE PROPERTY TAX CODE AS APPLIED TO THE DISTRICT

The Appraisal District has the responsibility for appraising property in the District as well as other taxing units in Johnson County, Texas (the “County”). The Appraisal District is governed by a board of directors appointed by members of the governing bodies of various political subdivisions within the County.

Property within the District is assessed as of January 1 of each year, taxes become due October 1 of the same year and become delinquent on February 1 of the following year.

The District does not tax personal property not used in the production of income, such as personal automobiles.

The District does collect an additional 20% penalty to defray attorney costs in the collection of delinquent taxes over and above the penalty automatically assessed under the Tax Code.

The District’s taxes are collected by the Johnson County Tax Assessor.

The District does not allow split payments of taxes on homesteads and does not give discounts for early payment of taxes.

The District does not participate in a tax increment financing zone. The District does not grant tax abatements.

The District does not grant the additional local option exemption of up to 20% of the market value of residence homesteads.

The District has taken action to tax freeport property. The District has not taken action to continue to tax goods-in-transit.

See “Appendix A – Assessed Valuation” for the reduction in taxable valuation attributable in the foregoing exemptions.

EMPLOYEE BENEFIT PLANS AND OTHER POST-EMPLOYMENT BENEFITS

The District’s employees participate in a retirement plan (the “Plan”) with the State. The Plan is administered by the Teacher Retirement System of Texas (“TRS”). State contributions are made to cover costs of the TRS retirement plan up to certain statutory limits. The District is obligated for a portion of TRS costs relating to employee salaries that exceed the statutory limit. For fiscal year ended August 31, 2021, the District made a contribution to TRS on a portion of their employee’s salaries that exceeded the statutory minimum. For a discussion of the TRS retirement plan, see “DEFINED BENEFIT PENSION PLAN - Defined Other Post-Employment Benefit Plans” in the audited financial statements of the District that are attached hereto as Appendix D (the “Financial Statements”).

In addition to its participation in TRS, the District contributes to the Texas Public School Retired Employees Group Insurance Program (the “TRS-Care Retired Plan”), a cost-sharing multiple-employer defined benefit post-employment health care plan.

The TRS-Care Retired Plan provides health care coverage for certain persons (and their dependents) who retired under the Teacher Retirement System of Texas. Contribution requirements are not actuarially determined but are legally established each biennium by the Texas Legislature. For more detailed information concerning the District's funding policy and contributions in connection with the TRS-Care Retired Plan, see "DEFINED BENEFIT PENSION PLAN – Defined Other Post-Employment Benefit Plans" in the audited financial statements of the District that are attached hereto as Appendix D (the "Financial Statements").

Formal collective bargaining agreements relating directly to wages and other conditions of employment are prohibited by State law, as are strikes by teachers. There are various local, state and national organized employee groups who engage in efforts to better terms and conditions of employment of school employees. Some districts have adopted a policy to consult with employer groups with respect to certain terms and conditions of employment. Some examples of these groups are the Texas State Teachers Association, the Texas Classroom Teachers Association, the Association of Texas Professional Educators and the National Education Association.

RATING

The Bonds are rated "Aaa" by Moody's Investors Service, Inc. ("Moody's") based upon the guaranteed repayment thereof under the Permanent School Fund Guarantee Program of the TEA. (See "THE PERMANENT SCHOOL FUND GUARANTEE PROGRAM"). The District's unenhanced, underlying rating, including the Bonds, is "A1" by Moody's.

An explanation of the significance of such rating may be obtained from Moody's. The rating on the Bonds by Moody's reflects only the view of said company at the time the rating is given, and the District makes no representations as to the appropriateness of the rating. There is no assurance that the rating will continue for any given period of time, or that the rating will not be revised downward or withdrawn entirely by Moody's, if, in the judgment of Moody's, circumstances so warrant. Any such downward revision or withdrawal of the rating may have an adverse effect on the market price of the Bonds.

The above rating is not a recommendation to buy, sell or hold the Bonds.

LEGAL MATTERS

The District will furnish the Underwriters a complete transcript of proceedings incident to the authorization and issuance of the Bonds, including the unqualified approving legal opinion of the Attorney General of Texas as to the Bonds to the effect that the Bonds are valid and legally binding obligations of the District payable from the proceeds of an annual ad valorem tax levied, without legal limit as to rate or amount, upon all taxable property in the District, and based upon examination of such transcript of proceedings, the approving legal opinion of McCall, Parkhurst & Horton L.L.P., Bond Counsel to the District ("Bond Counsel"), to like effect and to the effect that the interest on the Bonds will be excludable from gross income for federal income tax purposes under section 103(a) of the Internal Revenue Code, subject to the matters described under "TAX MATTERS" herein. The form of Bond Counsel's opinion is attached hereto as Appendix C. Certain legal matters will be passed upon for the Underwriters by their counsel, Norton Rose Fulbright US LLP, Dallas, Texas. The legal fee to be paid to the Underwriters' counsel for services rendered in connection with the issuance of the Bonds is contingent upon the sale and delivery of the Bonds.

Though it represents the Financial Advisor and the Underwriters from time to time in matters unrelated to the issuance of the Bonds, Bond Counsel has been engaged by and only represents the District in connection with the issuance of the Bonds. McCall, Parkhurst & Horton L.L.P. also advises the TEA in connection with its disclosure obligations under the federal securities laws, but such firm has not passed upon any TEA disclosures contained in this Official Statement. Except as noted below, Bond Counsel was not requested to participate, and did not take part in the preparation of the Official Statement, and such firm has not assumed any responsibility with respect thereto or undertaken independently to verify any of the information contained herein except that in its capacity as Bond Counsel, such firm has reviewed the information appearing under the captions or subcaptions "THE BONDS" (except under the subcaptions "Permanent School Fund Guarantee", "Payment Record", and "Sources and Uses of Funds," as to which no opinion will be expressed), "REGISTRATION, TRANSFER AND EXCHANGE", "STATE AND LOCAL FUNDING OF SCHOOL DISTRICTS IN TEXAS", "CURRENT PUBLIC SCHOOL FINANCE SYSTEM", (except under the subcaption "Possible Effects of Wealth Transfer Provisions on the District's Financial Condition," as to which no opinion will be expressed) "TAX RATE LIMITATIONS – M&O Tax Rate Limitations" (first paragraph only), "LEGAL MATTERS" (except for the last two sentences of the first paragraph thereunder), "TAX MATTERS", "LEGAL INVESTMENTS AND ELIGIBILITY TO SECURE PUBLIC FUNDS IN TEXAS", "REGISTRATION AND QUALIFICATION OF BONDS FOR SALE" and "CONTINUING DISCLOSURE OF INFORMATION" (except under the subcaption "Compliance with Prior Undertakings," as to which no opinion will be expressed) and such firm is of the opinion that the information relating to the Bonds and the Order contained under such captions is a fair and accurate summary of the information purported to be shown and that the information and descriptions contained under such captions relating to the provisions of applicable state and federal laws are correct as to matters of law.

The various legal opinions to be delivered concurrently with the delivery of the Bonds express the professional judgment of the attorneys rendering the opinions as to the legal issues explicitly addressed therein. In rendering a legal opinion, the attorney does not become an insurer or guarantor of the expression of professional judgment, of the transaction opined upon, or of the future performance of the parties to the transaction. Nor does the rendering of an opinion guarantee the outcome of any legal dispute that may arise out of the transaction.

TAX MATTERS

Opinion

On the date of initial delivery of the Bonds, McCall, Parkhurst & Horton L.L.P., San Antonio, Texas, Bond Counsel to the District, will render its opinion that, in accordance with statutes, regulations, published rulings and court decisions existing on the date thereof ("Existing Law"), (1) interest on the Bonds for federal income tax purposes will be excludable from the "gross income" of the holders thereof and (2) the Bonds will not be treated as "specified private activity bonds" the interest on which would be included as an alternative minimum tax preference item under section 57(a)(5) of the Internal Revenue Code of 1986 (the "Code"). Except as stated above, Bond Counsel will express no opinion as to any other federal, state or local tax consequences of the purchase, ownership or disposition of the Bonds. See Appendix C – Form of Legal Opinion of Bond Counsel.

In rendering its opinion, Bond Counsel will rely upon (a) certain information and representations of the District, including information and representations contained in the District's federal tax certificate, (b) covenants of the District contained in the Bond documents relating to certain matters, including arbitrage and the use of the proceeds of the Bonds and the property financed therewith, and (c) the certificate with respect to arbitrage by the Commissioner of Education regarding the allocation and investment of certain investments in the Permanent School Fund. Failure by the District to observe the aforementioned

representations or covenants could cause the interest on the Bonds to become includable in gross income retroactively to the date of issuance.

The Code and the regulations promulgated thereunder contain a number of requirements that must be satisfied subsequent to the issuance of the Bonds in order for interest on the Bonds to be, and to remain, excludable from gross income for federal income tax purposes. Failure to comply with such requirements may cause interest on the Bonds to be included in gross income retroactively to the date of issuance of the Bonds. The opinion of Bond Counsel is conditioned on compliance by the District with such requirements, and Bond Counsel has not been retained to monitor compliance with these requirements subsequent to the issuance of the Bonds.

Bond Counsel's opinion represents its legal judgment based upon its review of Existing Law and the reliance on the aforementioned information, representations and covenants. Bond Counsel's opinion is not a guarantee of a result. Existing Law is subject to change by the Congress and to subsequent judicial and administrative interpretation by the courts and the Department of the Treasury. There can be no assurance that Existing Law or the interpretation thereof will not be changed in a manner which would adversely affect the tax treatment of the purchase, ownership or disposition of the Bonds.

A ruling was not sought from the Internal Revenue Service by the District with respect to the Bonds or the property financed with proceeds of the Bonds. No assurances can be given as to whether the Internal Revenue Service will commence an audit of the Bonds, or as to whether the Internal Revenue Service would agree with the opinion of Bond Counsel. If an Internal Revenue Service audit is commenced, under current procedures the Internal Revenue Service is likely to treat the District as the taxpayer and the Bondholders may have no right to participate in such procedure. No additional interest will be paid upon any determination of taxability.

Federal Income Tax Accounting Treatment of Original Issue Discount

The initial public offering price to be paid for one or more maturities of the Bonds may be less than the maturity amount thereof or one or more periods for the payment of interest on the Bonds may not be equal to the accrual period or be in excess of one year (the "Original Issue Discount Bonds"). In such event, the difference between (i) the "stated redemption price at maturity" of each Original Issue Discount Bond, and (ii) the initial offering price to the public of such Original Issue Discount Bond would constitute original issue discount. The "stated redemption price at maturity" means the sum of all payments to be made on the Bonds less the amount of all periodic interest payments. Periodic interest payments are payments which are made during equal accrual periods (or during any unequal period if it is the initial or final period) and which are made during accrual periods which do not exceed one year.

Under Existing Law, any owner who has purchased such Original Issue Discount Bond in the initial public offering is entitled to exclude from gross income (as defined in section 61 of the Code) an amount of income with respect to such Original Issue Discount Bond equal to that portion of the amount of such original issue discount allocable to the accrual period. For a discussion of certain collateral federal tax consequences, see the discussion set forth below.

In the event of the redemption, sale or other taxable disposition of such Original Issue Discount Bond prior to stated maturity, however, the amount realized by such owner in excess of the basis of such Original Issue Discount Bond in the hands of such owner (adjusted upward by the portion of the original issue discount allocable to the period for which such Original Issue Discount Bond was held by such initial owner) is includable in gross income.

Under Existing Law, the original issue discount on each Original Issue Discount Bond is accrued daily to the stated maturity thereof (in amounts calculated as described below for each six-month period ending on the date before the semiannual anniversary dates of the date of the Bonds and ratably within each such six-month period) and the accrued amount is added to an initial owner's basis for such Original Issue Discount Bond for purposes of determining the amount of gain or loss recognized by such owner upon the redemption, sale or other disposition thereof. The amount to be added to basis for each accrual period is equal to (a) the sum of the issue price and the amount of original issue discount accrued in prior periods multiplied by the yield to stated maturity (determined on the basis of compounding at the close of each accrual period and properly adjusted for the length of the accrual period) less (b) the amounts payable as current interest during such accrual period on such Original Issue Discount Bond.

The federal income tax consequences of the purchase, ownership, redemption, sale or other disposition of Original Issue Discount Bonds which are not purchased in the initial offering at the initial offering price may be determined according to rules which differ from those described above. All owners of Original Issue Discount Bonds should consult their own tax advisors with respect to the determination for federal, state and local income tax purposes of the treatment of interest accrued upon redemption, sale or other disposition of such Original Issue Discount Bonds and with respect to the federal, state, local and foreign tax consequences of the purchase, ownership, redemption, sale or other disposition of such Original Issue Discount Bonds.

Collateral Federal Income Tax Consequences

The following discussion is a summary of certain collateral federal income tax consequences resulting from the purchase, ownership or disposition of the Bonds. This discussion is based on Existing Law, which is subject to change or modification, retroactively.

The following discussion is applicable to investors, other than those who are subject to special provisions of the Code, such as financial institutions, property and casualty insurance companies, life insurance companies, individual recipients of Social Security or Railroad Retirement benefits, individuals allowed an earned income credit, certain S corporations with Subchapter C earnings and profits, foreign corporations subject to the branch profits tax, taxpayers qualifying for the health insurance premium assistance credit and taxpayers who may be deemed to have incurred or continued indebtedness to purchase tax-exempt obligations.

THE DISCUSSION CONTAINED HEREIN MAY NOT BE EXHAUSTIVE. INVESTORS, INCLUDING THOSE WHO ARE SUBJECT TO SPECIAL PROVISIONS OF THE CODE, SHOULD CONSULT THEIR OWN TAX ADVISORS AS TO THE TAX TREATMENT WHICH MAY BE ANTICIPATED TO RESULT FROM RECENTLY ENACTED LEGISLATION OR THE PURCHASE, OWNERSHIP AND DISPOSITION OF TAX-EXEMPT OBLIGATIONS BEFORE DETERMINING WHETHER TO PURCHASE THE BONDS.

Under section 6012 of the Code, holders of tax-exempt obligations, such as the Bonds, may be required to disclose interest received or accrued during each taxable year on their returns of federal income taxation.

Section 1276 of the Code provides for ordinary income tax treatment of gain recognized upon the disposition of a tax-exempt obligation, such as the Bonds, if such obligation was acquired at a "market discount" and if the fixed maturity of such obligation is equal to, or exceeds, one year from the date of issue. Such treatment applies to "market discount bonds" to the extent such

gain does not exceed the accrued market discount of such bonds; although for this purpose, a de minimis amount of market discount is ignored. A "market discount bond" is one which is acquired by the holder at a purchase price which is less than the stated redemption price at maturity or, in the case of a bond issued at an original issue discount, the "revised issue price" (i.e., the issue price plus accrued original issue discount). The "accrued market discount" is the amount which bears the same ratio to the market discount as the number of days during which the holder holds the obligation bears to the number of days between the acquisition date and the final maturity date.

Future and Proposed Legislation

Tax legislation, administrative actions taken by tax authorities, or court decisions, whether at the Federal or state level, may adversely affect the tax-exempt status of interest on the Bonds under Federal or state law and could affect the market price or marketability of the Bonds. Any such proposal could limit the value of certain deductions and exclusions, including the exclusion for tax-exempt interest. The likelihood of any such proposal being enacted cannot be predicted. Prospective purchasers of the Bonds should consult their own tax advisors regarding the foregoing matters.

State, Local and Foreign Taxes

Investors should consult their own tax advisors concerning the tax implications of the purchase, ownership or disposition of the Bonds under applicable state or local laws. Foreign investors should also consult their own tax advisors regarding the tax consequences unique to investors who are not United States persons.

Information Reporting and Backup Withholding

Subject to certain exceptions, information reports describing interest income, including original issue discount, with respect to the Bonds will be sent to each registered holder and to the Internal Revenue Service. Payments of interest and principal may be subject to backup withholding under section 3406 of the Code if a recipient of the payments fails to furnish to the payor such owner's social security number or other taxpayer identification number ("TIN"), furnishes an incorrect TIN, or otherwise fails to establish an exemption from the backup withholding tax. Any amounts so withheld would be allowed as a credit against the recipient's federal income tax. Special rules apply to partnerships, estates and trusts, and in certain circumstances, and in respect of Non-U.S. Holders, certifications as to foreign status and other matters may be required to be provided by partners and beneficiaries thereof.

INVESTMENT POLICIES

Investments

The District invests its funds in investments authorized by Texas law in accordance with investment policies approved by the Board of the District. Both State law and the District's investment policies are subject to change.

Legal Investments

Under State law, the District is authorized to invest in: (1) obligations, including letters of credit, of the United States or its agencies and instrumentalities, including the Federal Home Loan Banks; (2) direct obligations of the State or its agencies and instrumentalities; (3) collateralized mortgage obligations issued by a federal agency or instrumentality of the United States, the underlying security for which is guaranteed by an agency or instrumentality of the United States; (4) other obligations, the principal and interest of which are unconditionally guaranteed or insured by, or backed by the full faith and credit of, the State or the United States or their respective agencies and instrumentalities, including obligations that are fully guaranteed or insured by the Federal Deposit Insurance Corporation (the "FDIC") or by the explicit full faith and credit of the United States; (5) obligations of states, agencies, counties, cities, and other political subdivisions of any state rated as to investment quality by a nationally recognized investment rating firm not less than A or its equivalent; (6) bonds issued, assumed, or guaranteed by the State of Israel; (7) interest-bearing banking deposits that are guaranteed or insured by the FDIC or the National Credit Union Share Insurance Fund (the "NCUSIF") or their respective successors; (8) interest-bearing banking deposits, other than those described in clause (7), that (i) are invested through a broker or institution with a main office or branch office in this state and selected by the District in compliance with the PFIA, (ii) the broker or institution arranges for the deposit of the funds in one or more federally insured depository institutions, wherever located, for the District's account, (iii) the full amount of the principal and accrued interest of the banking deposits is insured by the United States or an instrumentality of the United States, and (iv) the District appoints as its custodian of the banking deposits, in compliance with the PFIA, the institution in clause (8)(i) above, a bank, or a broker-dealer; (9) certificates of deposit and share certificates meeting the requirements of the PFIA (i) that are issued by an institution that has its main office or a branch office in the State and are guaranteed or insured by the FDIC or the NCUSIF, or their respective successors, or are secured as to principal by obligations described in clauses (1) through (8), above, or secured in accordance with Chapter 2257, Texas Government Code, or in any other manner and amount provided by law for District deposits, or (ii) where (a) the funds are invested by the District through a broker or institution that has a main office or branch office in the State and selected by the District in compliance with the PFIA, (b) the broker or institution arranges for the deposit of the funds in one or more federally insured depository institutions, wherever located, for the account of the District, (c) the full amount of the principal and accrued interest of each of the certificates of deposit is insured by the United States or an instrumentality of the United States; and (d) the District appoints, in compliance with the PFIA, the institution in clause (9)(ii)(a) above, a bank, or broker-dealer as custodian for the District with respect to the certificates of deposit; (10) fully collateralized repurchase agreements that have a defined termination date, are secured by a combination of cash and obligations described by clauses (1) or (12), which are pledged to the District, held in the District's name, and deposited at the time the investment is made with the District or with a third party selected and approved by the District, and are placed through a primary government securities dealer, as defined by the Federal Reserve, or a financial institution doing business in the State; (11) certain bankers' acceptances with a stated maturity of 270 days or less, if the short-term obligations of the accepting bank, or of the holding company of which the bank is the largest subsidiary, are rated not less than A-1 or P-1 or the equivalent by at least one nationally recognized credit rating agency; (12) commercial paper with a stated maturity of 365 days or less that is rated at least A-1 or P-1 or an equivalent by either (i) two nationally recognized credit rating agencies, or (ii) one nationally recognized credit rating agency if the commercial paper is fully secured by an irrevocable letter of credit issued by a United States or state bank; (13) no-load money market mutual funds registered with and regulated by the Securities and Exchange Commission and complies with Securities and Exchange Commission Rule 2a-7; (14) no-load mutual funds that are registered and regulated by the Securities and Exchange Commission that have a weighted maturity of less than two years and either (i) have a duration of one year or more and are invested exclusively in obligations approved in this paragraph, or (ii) have a duration of less than one year and the investment portfolio is limited to investment grade securities, excluding asset backed securities; (15) guaranteed investment contracts that have a defined termination date and are secured by obligations described in clause (1), excluding obligations which the District is explicitly prohibited from investing in, and in an amount at least equal to the amount of bond proceeds invested under such contract; and (16) securities lending programs if (i) the securities loaned under the program are 100% collateralized, including accrued income, (ii) a loan made under the program allows for termination at any time, (iii) a loan made under the program is either secured by (a) obligations described in clauses (1) through (8) above, (b) irrevocable letters of

credit issued by a state or national bank that is continuously rated by a nationally recognized investment rating firm at not less than A or its equivalent, or (c) cash invested in obligations described in clauses (1) through (8) above, clauses (12) through (14) above, or an authorized investment pool, (iv) the terms of a loan made under the program require that the securities being held as collateral be pledged to the District, held in the District's name, and deposited at the time the investment is made with the District or with a third party designated by the District, (v) a loan made under the program is placed through either a primary government securities dealer or a financial institution doing business in the State, and (vi) the agreement to lend securities has a term of one year or less.

As a school district that qualifies as an "issuer" under Chapter 1371, the District is also authorized to purchase, sell, and invest its funds in corporate bonds, but only if the District has formally amended its investment policy to authorize such investments. Texas law defines "corporate bonds" as senior secured debt obligations issued by a domestic business entity and rated not lower than "AA-" or the equivalent by a nationally recognized investment rating firm. The term does not include a bond that is convertible into stocks or shares in the entity issuing the bond (or an affiliate or subsidiary thereof) or any unsecured debt. Corporate bonds must finally mature not later than 3 years from their date of purchase by the school district. A school district may not (1) invest more than 15% of its monthly average fund balance (excluding bond proceeds, reserves, and other funds held for the payment of debt service) in corporate bonds; or (2) invest more than 25% of the funds invested in corporate bonds in any one domestic business entity (including subsidiaries and affiliates thereof).

The District may invest in such obligations directly or through government investment pools that invest solely in such obligations provided that the pools are rated no lower than "AAA" or "AAAm" or an equivalent by at least one nationally recognized rating service.

The District is specifically prohibited from investing in: (1) obligations whose payment represents the coupon payments on the outstanding principal balance of the underlying mortgage-backed security collateral and pays no principal; (2) obligations whose payment represents the principal stream of cash flow from the underlying mortgage-backed security and bears no interest; (3) collateralized mortgage obligations that have a stated final maturity of greater than 10 years; and (4) collateralized mortgage obligations the interest rate of which is determined by an index that adjusts opposite to the changes in a market index.

Under State law, the District may contract with an investment management firm registered under the Investment Advisers Act of 1940 (15 U.S.C. Section 80b-1 et seq.) or with the State Securities Board to provide for the investment and management of its public funds or other funds under its control for a term of up to two years, but the District retains ultimate responsibility as fiduciary of its assets. In order to renew or extend such a contract, the District must do so by order, ordinance or resolution. The District has not contracted with, and has no present intention of contracting with, any such investment management firm or the

Investment Policies

Under State law, the District is required to invest its funds under written investment policies that primarily emphasize safety of principal and liquidity; that address investment diversification, yield, maturity, and the quality and capability of investment management; and that includes a list of authorized investments for District funds, maximum allowable stated maturity of any individual investment owned by the District and the maximum average dollar-weighted maturity allowed for pooled fund groups. All District funds must be invested consistent with a formally adopted "Investment Strategy Statement" that specifically addresses each fund's investment. Each Investment Strategy Statement will describe its objectives concerning: (1) suitability of investment type, (2) preservation and safety of principal, (3) liquidity, (4) marketability of each investment, (5) diversification of the portfolio, and (6) yield.

Effective September 1, 2019, the investment officer of a local government is allowed to invest bond proceeds or pledged revenue only to the extent permitted by the PFIA and in accordance with (i) statutory provisions governing the debt issuance (or lease, installment sale, or other agreement) and (ii) the local government's investment policy regarding the debt issuance or the agreement.

State law also requires that District investments must be made "with judgment and care, under prevailing circumstances, that a person of prudence, discretion, and intelligence would exercise in the management of the person's own affairs, not for speculation, but for investment, considering the probable safety of capital and the probable income to be derived". At least quarterly the investment officers of the District shall submit an investment report detailing: (1) the investment position of the District, (2) that all investment officers jointly prepared and signed the report, (3) the beginning market value, any additions and changes to market value and the ending value of each pooled fund group, (4) the book value and market value of each separately listed asset at the beginning and end of the reporting period, (5) the maturity date of each separately invested asset, (6) the account or fund or pooled fund group for which each individual investment was acquired, and (7) the compliance of the investment portfolio as it relates to: (a) adopted investment strategy statements and (b) State law. No person may invest District funds without express written authority from the Board.

Additional Provisions

Under State law, the District is additionally required to: (1) annually review its adopted policies and strategies, (2) adopt a rule, order, ordinance or resolution stating that it has reviewed its investment policy and investment strategies and records any changes made to either its investment policy or investment strategy in the respective rule, order, ordinance or resolution, (3) require any investment officers with personal business relationships or relatives with firms seeking to sell securities to the entity to disclose the relationship and file a statement with the Texas Ethics Commission and the Board; (4) require the qualified representative of firms offering to engage in an investment transaction with the District to: (a) receive and review the District's investment policy, (b) acknowledge that reasonable controls and procedures have been implemented to preclude investment transactions conducted between the District and the business organization that are not authorized by the District's investment policy (except to the extent that this authorization is dependent on an analysis of the makeup of the District's entire portfolio or requires an interpretation of subjective investment standards), and (c) deliver a written statement in a form acceptable to the District and the business organization attesting to these requirements; (5) perform an annual audit of the management controls on investments and adherence to the District's investment policy; (6) provide specific investment training for the Treasurer, Chief Financial Officer and investment officers; (7) restrict reverse repurchase agreements to not more than 90 days and restrict the investment of reverse repurchase agreement funds to no greater than the term of the reverse purchase agreement; (8) restrict the investment in no-load mutual funds in the aggregate to no more than 15% of the District's monthly average fund balance, excluding bond proceeds and reserves and other funds held for debt service; (9) require local government investment pools to conform to the new disclosure, rating, net asset value, yield calculation, and advisory board requirements, and (10) at least annually review, revise, and adopt a list of qualified brokers that are authorized to engage in investment transactions with the District.

Current Investments

As of August 31, 2021, the District had \$18,645,485 invested in TexPool (a government investment pool that generally has the characteristics of a money-market mutual fund) and \$2,182,471 invested at a local bank. The market value of such investments (as determined by the District by reference to published quotations, dealer bids, and comparable information) is approximately 100% of the book value. No funds of the District are invested in derivative securities, i.e., securities whose rate of return is determined by reference to some other instrument, index, or commodity.

REGISTRATION AND QUALIFICATION OF BONDS FOR SALE

No registration statement relating to the Bonds has been filed with the SEC under the Securities Act of 1933, as amended, in reliance upon the exemption provided thereunder by Section 3(a)(2). The Bonds have not been approved or disapproved by the SEC, nor has the SEC passed upon the accuracy or adequacy of the Official Statement. The Bonds have not been registered or qualified under the Securities Act of Texas in reliance upon various exemptions contained therein; nor have the Bonds been registered or qualified under the securities acts of any other jurisdiction. The District assumes no responsibility for registration or qualification of the Bonds under the securities laws of any jurisdiction in which the Bonds may be sold, assigned, pledged, hypothecated or otherwise transferred. This disclaimer of responsibility for registration or qualification for sale or other disposition of the Bonds shall not be construed as an interpretation of any kind with regard to the availability of any exemption from securities registration or qualification provisions.

It is the obligation of the Underwriters to register or qualify the sale of the Bonds under the securities laws of any jurisdiction which so requires. The District agrees to cooperate, at the Underwriters' written request and sole expense, in registering or qualifying the Bonds or in obtaining an exemption from registration or qualification in any state where such action is necessary; provided, however, that the District shall not be required to qualify as a foreign corporation or to execute a general or special consent to service of process in any jurisdiction.

CYBERSECURITY RISK MANAGEMENT

The District's operations are increasingly dependent on information technologies and services, which are exposed to cybersecurity risks and cyber incidents or attacks. While the District continually assesses and monitors its cybersecurity risks, the District has been (and may be in the future) subject to cyber-attacks from time to time. In response to such assessments and monitoring, the District takes actions it deems appropriate in response to cybersecurity risks, including, but not limited to, implementing cybersecurity training programs, obtaining technology improvements to mitigate cybersecurity risks, and taking other similar measures. To date, the District has not been the victim of any cyber-attack that has had a material adverse effect on its operations or financial condition. However, no assurance can be given that the District will fully prevent or successfully remediate the operational and/or financial impact of any cybersecurity incursions or incidents arising from events wholly or partially beyond the District's control, including electrical telecommunications outages, natural disasters or cyber-attacks initiated by criminal activities of individuals or organizations. Any such occurrence could materially and adversely affect the District's operations and/or financial condition.

FINANCIAL ADVISOR

SAMCO Capital Markets, Inc. (the "Financial Advisor") is employed as Financial Advisor to the District to assist in the issuance of the Bonds. In this capacity, the Financial Advisor has compiled certain data relating to the Bonds that is contained in this Official Statement. The Financial Advisor has not independently verified any of the data contained herein or conducted a detailed investigation of the affairs of the District to determine the accuracy or completeness of this Official Statement. Because of their limited participation, the Financial Advisor assumes no responsibility for the accuracy or completeness of any of the information contained herein. The fee of the Financial Advisor for services with respect to the Bonds is contingent upon the issuance and sale of the Bonds. In the normal course of business, the Financial Advisor may from time to time sell investment securities to the District for the investment of bond proceeds or other funds of the District upon the request of the District.

The Financial Advisor has provided the following sentence for inclusion in this Official Statement. The Financial Advisor has reviewed the information in this Official Statement in accordance with, and as part of, its responsibilities to the District and, as applicable, to investors under the federal securities laws as applied to the facts and circumstances of this transaction, but the Financial Advisor does not guarantee the accuracy or completeness of such information.

LEGAL INVESTMENTS AND ELIGIBILITY TO SECURE PUBLIC FUNDS IN TEXAS

Section 1201.041 of the Public Securities Procedures Act (Chapter 1201, Texas Government Code) provides that the Bonds are negotiable instruments governed by Chapter 8, Texas Business and Commerce Code, and are legal and authorized investments for insurance companies, fiduciaries, and trustees, and for the sinking funds of municipalities or other political subdivisions or public agencies of the State. With respect to investment in the Bonds by municipalities or other political subdivisions or public agencies of the State, the Public Funds Investment Act, Chapter 2256, Texas Government Code, requires that the Bonds be assigned a rating of not less than "A" or its equivalent as to investment quality by a national rating agency. See "RATING" herein. In addition, various provisions of the Texas Finance Code provide that, subject to a prudent investor standard, the Bonds are legal investments for state banks, savings banks, trust companies with at least \$1 million of capital, and savings and loan associations. The Bonds are eligible to secure deposits of any public funds of the State, its agencies, and its political subdivisions, and are legal security for those deposits to the extent of their market value.

The District has made no investigation of other laws, rules, regulations or investment criteria which might apply to such institutions or entities or which might limit the suitability of the Bonds for any of the foregoing purposes or limit the authority of such institutions or entities to purchase or invest in the Bonds for such purposes. The District has made no review of laws in other states to determine whether the Bonds are legal investments for various institutions in those states.

CONTINUING DISCLOSURE OF INFORMATION

In the Order, the District has made the following agreement for the benefit of the holders and Beneficial Owners of the Bonds. The District is required to observe the agreement for so long as it remains obligated to advance funds to pay the Bonds. Under the agreement, the District will be obligated to provide certain updated financial information and operating data annually, and timely notice of specified events, to the Municipal Securities Rulemaking Board ("MSRB"). For a description of the continuing disclosure obligations of the TEA, see "THE PERMANENT SCHOOL FUND GUARANTEE PROGRAM." The information provided to the MSRB will be available to the public free of charge via the MSRB's Electronic Municipal Market Access System at www.emma.msrb.org.

Annual Reports

The District will provide certain updated financial information and operating data annually to the MSRB. The information to be updated includes financial information and operating data with respect to the District of the general type included in this Official Statement in Appendix A (such information being the "Annual Operating Report"). The District will additionally provide financial

statements of the District (the "Financial Statements"), that will be (i) prepared in accordance with the accounting principles described in Appendix D or such other accounting principles as the District may be required to employ from time to time pursuant to State law or regulation and shall be in substantially the form included in Appendix D and (ii) audited, if the District commissions an audit of such Financial Statements and the audit is completed within the period during which they must be provided. The District will update and provide the Annual Operating Report within six months after the end of each fiscal year and the Financial Statements within 12 months of the end of each fiscal year, in each case beginning with the fiscal year ending in and after 2022. The District may provide the Financial Statements earlier, including at the time it provides its Annual Operating Report, but if the audit of such Financial Statements is not complete within 12 months after any such fiscal year end, then the District shall file unaudited Financial Statements within such 12-month period and audited Financial Statements for the applicable fiscal year, when and if the audit report on such Financial Statements becomes available.

The District may provide updated information in full text or may incorporate by reference certain other publicly available documents, as permitted by Rule 15c2-12.

The District's current fiscal year end is August 31. Accordingly, the Annual Operating Report must be provided by the last day of February in each year, and the Financial Statements must be provided by August 31 of each year, unless the District changes its fiscal year. If the District changes its fiscal year, it will notify the MSRB of the change.

Notice of Certain Events

The District will also provide notice of any of the following events with respect to the Bonds to the MSRB in a timely manner (but not in excess of ten business days after the occurrence of the event): (1) principal and interest payment delinquencies; (2) non-payment related defaults, if material; (3) unscheduled draws on debt service reserves reflecting financial difficulties; (4) unscheduled draws on credit enhancements reflecting financial difficulties; (5) substitution of credit or liquidity providers, or their failure to perform; (6) adverse tax opinions, the issuance by the Internal Revenue Service of proposed or final determinations of taxability, Notices of Proposed Issue (IRS Form 5701-TEB), or other material notices or determinations with respect to the tax status of the Bonds, or other material events affecting the tax status of the Bonds; (7) modifications to rights of holders of the Bonds, if material; (8) Bond calls, if material, and tender offers; (9) defeasances; (10) release, substitution, or sale of property securing repayment of the Bonds, if material; (11) rating changes; (12) bankruptcy, insolvency, receivership, or similar event of the District, which shall occur as described below; (13) the consummation of a merger, consolidation, or acquisition involving the District or the sale of all or substantially all of its assets, other than in the ordinary course of business, the entry into a definitive agreement to undertake such an action or the termination of a definitive agreement relating to any such actions, other than pursuant to its terms, if material; (14) appointment of a successor or additional trustee or the change of name of a trustee, if material; (15) incurrence of a financial obligation of the District, if material, or agreement to covenants, events of default, remedies, priority rights, or other similar terms of a financial obligation of the District, any of which affect security holders, if material; and (16) default, event of acceleration, termination event, modification of terms, or other similar events under the terms of a financial obligation of the District, any of which reflect financial difficulties. In the Order, the District adopted policies and procedures to ensure timely compliance with continuing disclosure undertakings. In addition, the District will provide timely notice of any failure by the District to provide annual financial information in accordance with their agreement described above under "Annual Reports". The District will provide each notice described in this paragraph to the MSRB. Neither the Bonds nor the Order make any provision for a bond trustee, debt service reserves, credit enhancement (except for the Permanent School Fund guarantee), or liquidity enhancement.

For these purposes, any event described in clause (12) of the immediately preceding paragraph is considered to occur when any of the following occur: the appointment of a receiver, fiscal agent, or similar officer for the District in a proceeding under the United States Bankruptcy Code or in any other proceeding under state or federal law in which a court or governmental authority has assumed jurisdiction over substantially all of the assets or business of the District, or if such jurisdiction has been assumed by leaving the existing governing body and officials or officers in possession but subject to the supervision and orders of a court or governmental authority, or the entry of an order confirming a plan of reorganization, arrangement, or liquidation by a court or governmental authority having supervision or jurisdiction over substantially all of the assets or business of the District. For the purposes of the above described event notices (15) and (16), the term "financial obligation" means a (i) debt obligation, (ii) derivative instrument entered into in connection with, or pledged as security or a source of payment for, an existing or planned debt obligation, or (iii) a guarantee of (i) or (ii); provided however, that a "financial obligation" shall not include municipal securities as to which a final official statement (as defined in Rule 15c2-12) has been provided to the MSRB consistent with Rule 15c2-12.

Availability of Information

Effective July 1, 2009 (the "EMMA Effective Date"), the SEC implemented amendments to the Rule which approved the establishment by the MSRB of EMMA, which is now the sole successor to the national municipal securities information repositories with respect to filings made in connection with undertakings made under the Rule. Commencing with the EMMA Effective Date, all information and documentation filing required to be made by the District in accordance with its undertaking made for the Bonds will be made with the MSRB in electronic format in accordance with MSRB guidelines. Access to such filings will be provided, without charge to the general public, by the MSRB.

With respect to debt of the District issued prior to the EMMA Effective Date, the District remains obligated to make annual required filings, as well as notices of certain events, under its continuing disclosure obligations relating to those debt obligations (which includes a continuing obligation to make such filings with the Texas state information depository (the "SID")). Prior to the EMMA Effective Date, the Municipal Advisory Council of Texas (the "MAC") had been designated by the State and approved by the SEC staff as a qualified SID. Subsequent to the EMMA Effective Date, the MAC entered into a Subscription Agreement with the MSRB pursuant to which the MSRB makes available to the MAC, in electronic format, all Texas-issuer continuing disclosure documents and related information posted to EMMA's website simultaneously with such posting. Until the District receives notice of a change in this contractual agreement between the MAC and EMMA or of a failure of either party to perform as specified thereunder, the District has determined, in reliance on guidance from the MAC, that making its continuing disclosure filings solely with the MSRB will satisfy its obligations to make filings with the SID pursuant to its continuing disclosure agreements entered into prior to the EMMA Effective Date.

Limitations and Amendments

The District has agreed to update information and to provide notices of events only as described above. The District has not agreed to provide other information that may be relevant or material to a complete presentation of its financial results of operations, condition, or prospects or agreed to update any information that has been provided except as described above. The District makes no representation or warranty concerning such information or concerning its usefulness to a decision to invest in or sell Bonds at any future date. The District disclaims any contractual or tort liability for damages resulting in whole or in part from any breach of its

continuing disclosure agreement or from any statement made pursuant to its agreement, although holders of Bonds may seek a writ of mandamus to compel the District to comply with its agreement.

The District may amend its continuing disclosure agreement to adapt to changed circumstances that arise from a change in legal requirements, a change in law, or a change in the identity, nature, status, or type of operations of the District, if, but only if, (1) the agreement, as so amended, would have permitted an underwriter to purchase or sell Bonds in the initial primary offering in compliance with Rule 15c2-12, taking into account any amendments or interpretations of Rule 15c2-12 to the date of such amendment, as well as such changed circumstances, and (2) either (a) the holders of a majority in aggregate principal amount of the outstanding Bonds consent to the amendment or (b) any qualified person unaffiliated with the District (such as nationally recognized bond counsel) determines that the amendment will not materially impair the interests of the holders and beneficial owners of the Bonds. If the District amends its agreement, it has agreed to include with the financial information and operating data next provided, in accordance with its agreement described above under "Annual Reports" an explanation, in narrative form, of the reasons for the amendment and of the impact of any change in the type of information and operating data so provided.

Compliance with Prior Undertakings

The District is of the view that during the past five years it has complied in all material respects with all continuing disclosure agreements made by it in accordance with the Rule 15c2-12.

LITIGATION

In the opinion of District officials, except as may be described in this Official Statement, the District is not a party to any litigation or other proceeding pending or to their knowledge threatened, in any court, agency or other administrative body (either state or federal) which, if decided adversely to the District, would have a material adverse effect on the financial condition of the District.

At the time of the initial delivery of the Bonds, the District will provide the Underwriters with a certificate to the effect that no litigation of any nature has been filed or is then pending challenging the issuance of the Bonds or that affects the payment and security of the Bonds or in any other manner questioning the issuance, sale or delivery of the Bonds.

FORWARD-LOOKING STATEMENTS

The statements contained in this Official Statement, and in any other information provided by the District, that are not purely historical, are forward-looking statements, including statements regarding the District's expectations, hopes, intentions, or strategies regarding the future. Readers should not place undue reliance on forward-looking statements. All forward-looking statements included in this Official Statement are based on information available to the District on the date hereof, and the District assumes no obligation to update any such forward-looking statements. It is important to note that the District's actual results could differ materially from those in such forward-looking statements.

The forward-looking statements herein are necessarily based on various assumptions and estimates and are inherently subject to various risks and uncertainties, including risks and uncertainties relating to the possible invalidity of the underlying assumptions and estimates and possible changes or developments in social, economic, business, industry, market, legal and regulatory circumstances and conditions and actions taken or omitted to be taken by third parties, including customers, suppliers, business partners and competitors, and legislative, judicial and other governmental authorities and officials. Assumptions related to the foregoing involve judgments with respect to, among other things, future economic, competitive, and market conditions and future business decisions, all of which are difficult or impossible to predict accurately and many of which are beyond the control of the District. Any of such assumptions could be inaccurate and, therefore, there can be no assurance that the forward-looking statements included in this Official Statement would prove to be accurate.

UNDERWRITING

The Underwriters have agreed, subject to certain customary conditions, to purchase the Bonds at a price equal to the initial offering prices to the public, as shown on the inside cover page hereof, less an Underwriters' discount of \$_____. The Underwriters' obligations are subject to certain conditions precedent, and the Underwriters will be obligated to purchase all of the Bonds, if any Bonds are purchased. The Bonds may be offered and sold to certain dealers and others at prices lower than such public offering prices, and such public prices may be changed, from time to time, by the Underwriters.

The Underwriters have provided the following sentence for inclusion in this Official Statement. The Underwriters have reviewed the information in this Official Statement pursuant to their respective responsibilities to investors under the federal securities laws, but the Underwriters do not guarantee the accuracy or completeness of such information.

One of the Underwriters of the Bonds is BOK Financial Securities, Inc. which is not a bank, and the Bonds are not deposits of any bank and are not insured by the Federal Deposit Insurance Corporation.

On February 28, 2022, First Horizon Corporation and TD Bank Group announced that First Horizon Corporation entered into a definitive agreement to be acquired by TD Bank Group. FHN Financial Capital Markets is the municipal underwriting business line of FHN Financial, the fixed income division of First Horizon Bank, whose parent company is First Horizon Corporation. The acquisition is expected to be completed in late 2022 or early 2023 pending regulatory approvals. This transaction should not have any material effect on this underwriting transaction.

Jefferies LLC, one of the Underwriters of the Bonds, has entered into a distribution agreement with InspereX LLC for retail distribution of municipal securities. Pursuant to this agreement, if Jefferies sells the Bonds to InspereX, it will share a portion of its selling concession compensation with InspereX.

The Underwriters and their respective affiliates are full service financial institutions engaged in various activities, which may include securities trading, commercial and investment banking, financial advisory, investment management, principal investment, hedging, financing and brokerage activities. The Underwriters and their respective affiliates have, from time to time, performed, and may in the future perform, various investment banking services for the District for which they received or will receive customary fees and expenses.

In the ordinary course of their various business activities, the Underwriters and their respective affiliates may make or hold a broad array of investments and actively trade debt and equity securities (or related derivative securities) and financial instruments (which may include bank loans and/or credit default swaps) for their own account and for the accounts of their customers and may at any time hold long and short positions in such securities and instruments. Such investment and securities activities may involve securities and instruments of the District.

CONCLUDING STATEMENT

No person has been authorized to give any information or to make any representations other than those contained in this Official Statement, and if given or made, such other information or representations must not be relied upon as having been authorized by the District. This Official Statement does not constitute an offer to sell or solicitation of an offer to buy in any state in which

such offer or solicitation is not authorized or in which the person making such offer or solicitation is not qualified to do so or to any person to whom it is unlawful to make such offer or solicitation.

The information set forth herein has been obtained from the District's records, audited financial statements and other sources which the District considers to be reliable. There is no guarantee that any of the assumptions or estimates contained herein will ever be realized. All of the summaries of the statutes, documents and the Order contained in this Official Statement are made subject to all of the provisions of such statutes, documents, and the Order. These summaries do not purport to be complete statements of such provisions and reference is made to such summarized documents for further information. Reference is made to official documents in all respects.

References to web site addresses presented herein are for informational purposes only and may be in the form of a hyperlink solely for the reader's convenience. Unless specified otherwise, such web sites and the information or links contained therein are not incorporated into, and are not part of, this Official Statement for purposes of, and as that term is defined in Rule 15c2-12.

The Bond Order authorized the Pricing Officer to approve the form and content of this Official Statement and any addenda, supplement or amendment thereto and authorized its further use in the re-offering of the Bonds by the Underwriters. This Official Statement will be approved by the Pricing Officer of the District for distribution in accordance with the provisions of Rule 15c2-12.

/s/

Pricing Officer

APPENDIX A

FINANCIAL INFORMATION OF THE DISTRICT

ALVARADO INDEPENDENT SCHOOL DISTRICT

Financial Information

ASSESSED VALUATION ⁽¹⁾

| | | |
|--|----------------|------------------|
| 2021/22 Total Valuation..... | | \$ 2,351,653,053 |
| Less Exemptions & Deductions ⁽²⁾ : | | |
| State Homestead Exemption | \$ 106,860,777 | |
| State Over-65 Exemption | 17,232,776 | |
| Disabled Exemption | 11,845,271 | |
| Veterans Exemption | 1,358,521 | |
| Freeport Exemption | 52,596,865 | |
| Pollution Control Exemption Loss | 647,786 | |
| Solar Exemption Loss | 489,983 | |
| Productivity Loss | 293,802,064 | |
| Homestead Cap Loss | 136,758,063 | |
| | \$ 621,592,106 | |
| 2021/22 Net Taxable Valuation | | \$ 1,730,060,947 |
| 2022/23 Preliminary Net Taxable Valuation ⁽³⁾ | | \$ 1,955,786,952 |

(1) Source: Comptroller of Public Accounts - Property Tax Division. The passage of a Texas Constitutional Amendment on November 3, 2015 increased the homestead exemption from \$15,000 to \$25,000. See "AD VALOREM TAX PROCEDURES -- Residential Homestead Exemptions" herein.

(2) Excludes the values on which property taxes are frozen for persons 65 years of age or older and disabled taxpayers, which totaled \$49,665,962 for 2021/22.

(3) Source: Preliminary Certified Values from the Central Appraisal District of Johnson County as of June 2022. The passage of a Texas Constitutional Amendment on May 7, 2022 increased the homestead exemption from \$25,000 to \$40,000.

VOTED GENERAL OBLIGATION DEBT

| | | |
|--|--|----------------|
| Unlimited Tax Bonds Outstanding ⁽¹⁾ | | \$ 65,541,000 |
| Plus: The Fixed Rate Series 2022 Bonds ⁽²⁾ | | 70,000,000 |
| Plus: The Adjustable Rate Series 2022 Bonds ⁽²⁾ | | 20,000,000 |
| Total Unlimited Tax Bonds ^{(1) (2)} | | 155,541,000 |
| Less: Interest & Sinking Fund Balance (As of August 31, 2021) ⁽³⁾ | | (1,521,667) |
| Net General Obligation Debt | | \$ 154,019,333 |
| Ratio of Net G.O. Debt to Net Taxable Valuation ⁽⁴⁾ | | 7.88% |
| 2022 Population Estimate ⁽⁵⁾ | | 19,244 |
| Per Capita Net Taxable Valuation | | \$101,631 |
| Per Capita Net G.O. Debt | | \$8,003 |

(1) Excludes interest accreted on outstanding capital appreciation bonds.

(2) Preliminary, subject to change.

(3) Source: Alvarado ISD Audited Financial Statement.

(4) The ratio of Net G.O. Debt to Net Taxable Valuation above does not include the Maintenance Tax Notes which are payable solely from the limited maintenance and operations tax or other lawfully available funds of the District and does not include the portion of the District's outstanding debt service that is payable from any debt subsidies that may be provided by the State of Texas. See "CURRENT PUBLIC SCHOOL FINANCE SYSTEM," "DEBT SERVICE REQUIREMENTS" and the "Audited Financial Report Fiscal Year Ended August 31, 2021" herein for more information relative to the District's long-term obligations other than unlimited tax bonds.

(5) Source: Municipal Advisory Council of Texas.

PROPERTY TAX RATES AND COLLECTIONS

| Fiscal Year | Net | | % Collections ⁽⁵⁾ | |
|-------------|----------------------------------|--------------------------|------------------------------|----------------------|
| | Taxable Valuation | Tax Rate | | |
| | | | Current ⁽⁶⁾ | Total ⁽⁶⁾ |
| 2006/07 | \$ 695,095,592 ⁽¹⁾ | \$ 1.6029 ⁽⁷⁾ | 95.57% | 100.62% |
| 2007/08 | 881,535,673 ⁽¹⁾ | 1.4100 ⁽⁷⁾ | 97.07% | 101.20% |
| 2008/09 | 1,525,343,687 ⁽¹⁾ | 1.3069 | 96.81% | 98.88% |
| 2009/10 | 1,749,317,311 ⁽¹⁾ | 1.2800 | 97.13% | 99.11% |
| 2010/11 | 1,561,840,281 ⁽¹⁾ | 1.3160 | 97.26% | 99.91% |
| 2011/12 | 1,470,853,974 ⁽¹⁾ | 1.3160 | 97.46% | 100.11% |
| 2012/13 | 1,451,791,266 ⁽¹⁾ | 1.3160 | 97.18% | 99.45% |
| 2013/14 | 1,357,594,069 ⁽¹⁾ | 1.4610 | 96.68% | 98.90% |
| 2014/15 | 1,481,766,413 ⁽¹⁾ | 1.4610 | 97.65% | 100.14% |
| 2015/16 | 1,467,984,207 ^{(1) (3)} | 1.4610 | 97.78% | 100.77% |
| 2016/17 | 1,303,368,044 ^{(1) (3)} | 1.4610 | 97.56% | 99.95% |
| 2017/18 | 1,241,264,985 ^{(1) (3)} | 1.4610 | 97.81% | 100.01% |
| 2018/19 | 1,372,814,726 ^{(1) (3)} | 1.4610 | 98.07% | 98.16% |
| 2019/20 | 1,489,983,571 ^{(1) (3)} | 1.4700 ⁽⁸⁾ | 97.96% | 99.70% |
| 2020/21 | 1,499,337,323 ^{(1) (3)} | 1.4664 | 97.57% | 99.38% |
| 2021/22 | 1,730,060,947 ^{(1) (3)} | 1.3720 | (In Process of Collection) | |
| 2022/23 | 1,955,786,952 ^{(2) (4)} | | | |

(1) Source: Comptroller of Public Accounts - Property Tax Division. See the Assessed Valuation section in this Appendix for additional information.

(2) Source: Preliminary Certified Values from the Central Appraisal District of Johnson County as of June 2022.

(3) The passage of a Texas Constitutional Amendment on November 3, 2015 increased the homestead exemption from \$15,000 to \$25,000.

(4) The passage of a Texas Constitutional Amendment on May 7, 2022 increased the homestead exemption from \$25,000 to \$40,000.

(5) Source: Alvarado ISD Audited Financial Statements.

(6) Excludes penalties and interest.

(7) The decline in the District's Maintenance & Operation Tax from the 2006/07 fiscal year to the 2007/08 fiscal year is a function of House Bill 1 adopted by the Texas Legislature in May 2006. See "STATE AND LOCAL FUNDING OF SCHOOL DISTRICTS IN TEXAS" and "CURRENT PUBLIC SCHOOL FINANCE SYSTEM" herein.

(8) The decline in the District's Maintenance & Operation Tax from the 2018/19 fiscal year to the 2019/20 fiscal year is a function of House Bill 3 adopted by the Texas Legislature in June 2019. See "CURRENT PUBLIC SCHOOL FINANCE SYSTEM"- Local Funding for School Districts" herein.

TAX RATE DISTRIBUTION

| | 2017/18 | 2018/19 | 2019/20 ⁽¹⁾ | 2020/21 | 2021/22 |
|--------------------------|-----------------|-----------------|------------------------|-----------------|-----------------|
| Maintenance & Operations | \$1.0400 | \$1.0400 | \$0.9700 | \$0.9664 | \$0.8720 |
| Debt Service | \$0.4210 | \$0.4210 | \$0.5000 | \$0.5000 | \$0.5000 |
| Total Tax Rate | \$1.4610 | \$1.4610 | \$1.4700 | \$1.4664 | \$1.3720 |

(1) The decline in the District's Maintenance & Operations Tax from the 2018/19 fiscal year to the 2019/20 fiscal year is a function of House Bill 3 adopted by the Texas Legislature in June 2019.

VALUATION AND FUNDED DEBT HISTORY

| Fiscal Year | Net Taxable Valuation | Bond Debt Outstanding ⁽¹⁾ | Ratio Debt to A.V. ⁽²⁾ |
|-------------|------------------------------|--------------------------------------|-----------------------------------|
| 2006/07 | \$ 695,095,592 | \$ 63,054,126 | 9.07% |
| 2007/08 | 881,535,673 | 61,724,392 | 7.00% |
| 2008/09 | 1,525,343,687 | 60,065,966 | 3.94% |
| 2009/10 | 1,749,317,311 | 57,014,393 | 3.26% |
| 2010/11 | 1,561,840,281 | 54,984,393 | 3.52% |
| 2011/12 | 1,470,853,974 | 52,589,393 | 3.58% |
| 2012/13 | 1,451,791,266 | 50,404,393 | 3.47% |
| 2013/14 | 1,357,594,069 | 83,224,393 | 6.13% |
| 2014/15 | 1,481,766,413 | 80,273,631 | 5.42% |
| 2015/16 | 1,467,984,207 | 77,598,599 | 5.29% |
| 2016/17 | 1,303,368,044 | 74,826,000 | 5.74% |
| 2017/18 | 1,241,264,985 | 71,198,000 | 5.74% |
| 2018/19 | 1,372,814,726 | 69,795,000 | 5.08% |
| 2019/20 | 1,489,983,571 | 73,997,000 | 4.97% |
| 2020/21 | 1,499,337,323 | 69,574,000 | 4.64% |
| 2021/22 | 1,730,060,947 | 155,541,000 ⁽⁴⁾ | 8.99% |
| 2022/23 | 1,955,786,952 ⁽³⁾ | 152,043,000 ⁽⁴⁾ | 7.77% |

(1) At fiscal year end. Excludes interest accreted on outstanding capital appreciation bonds.
 (2) See "CURRENT PUBLIC SCHOOL FINANCE SYSTEM," "DEBT SERVICE REQUIREMENTS" and see the "Audited Financial Report Fiscal Year Ended August 31, 2021" herein for more information.
 (3) Source: Preliminary Certified Values from the Central Appraisal District of Johnson County as of June 2022. The passage of a Texas Constitutional Amendment on May 7, 2022 increased the homestead exemption from \$25,000 to \$40,000.
 (4) Includes the Series 2022 Fixed Rate Bonds and Series 2022 Adjustable Rate Bonds. Preliminary, subject to change.

ESTIMATED OVERLAPPING DEBT STATEMENT

| Taxing Body | Amount | Percent Overlapping | Amount Overlapping |
|---|--------------|---------------------|-----------------------|
| City of Alvarado | \$ 7,577,000 | 100.00% | \$ 7,577,000 |
| Johnson County | 18,735,000 | 12.23% | 2,291,291 |
| Total Overlapping Debt ⁽¹⁾ | | | \$ 9,868,291 |
| Alvarado Independent School District ⁽²⁾ | | | 154,019,333 |
| Total Direct & Overlapping Debt ⁽²⁾ | | | \$ 163,887,624 |
| Ratio of Net Direct & Overlapping Debt to Net Taxable Valuation | | 8.38% | |
| Per Capita Direct & Overlapping Debt | | \$8,516 | |

(1) Equals gross debt less self-supporting debt.
 (2) Includes the Series 2022 Fixed Rate Bonds and Series 2022 Adjustable Rate Bonds. Excludes the interest accreted on outstanding capital appreciation bonds. Preliminary, subject to change.

Source: Municipal Advisory Council of Texas. The District has not independently verified the accuracy or completeness of such information (except for the amounts relating to the District), and no person should rely upon such information as being accurate or complete.

PRINCIPAL TAXPAYERS ⁽¹⁾ ⁽²⁾

2021/22 Top Ten Taxpayers

| Name of Taxpayer | Type of Business | Taxable Value | % of Net Valuation |
|----------------------------------|--------------------------|-----------------------|--------------------|
| FDL Operating LLC ⁽³⁾ | Oil & Gas | \$ 50,838,324 | 2.94% |
| Halliburton Energy Services Inc. | Oil & Gas | 46,125,427 | 2.67% |
| Louis Vuitton | Manufacturing Plant | 29,574,761 | 1.71% |
| RV Retailer Texas LLC | Car Dealership | 21,704,159 | 1.25% |
| Sabre Industries Inc. | Telephone Utility | 21,038,981 | 1.22% |
| Pole Landlord LA TX LLC | Commerical Land | 17,875,618 | 1.03% |
| SWG Pipeline LLC | Pipeline | 15,270,966 | 0.88% |
| Tesmec USA Inc. | Wholesale Supplier | 10,821,790 | 0.63% |
| Johnson County Pipeline Inc. | Industrial Manufacturing | 10,126,210 | 0.59% |
| XTO Energy Inc. | Oil & Gas | 9,906,023 | 0.57% |
| | | <u>\$ 233,282,259</u> | <u>13.48%</u> |

2020/21 Top Ten Taxpayers

| Name of Taxpayer | Type of Business | Taxable Value | % of Net Valuation |
|----------------------------------|---------------------|-----------------------|--------------------|
| FDL Operating LLC ⁽³⁾ | Oil & Gas | \$ 59,200,085 | 3.95% |
| Halliburton Energy Services Inc. | Oil & Gas | 37,980,920 | 2.53% |
| Louis Vuitton | Manufacturing Plant | 24,914,474 | 1.66% |
| Sabre Industries Inc. | Telephone Utility | 24,298,843 | 1.62% |
| RV Retailer Texas LLC | Car Dealership | 20,780,084 | 1.39% |
| Pole Landlord LA TX LLC | Commerical Land | 17,875,618 | 1.19% |
| SWG Pipeline LLC | Pipeline | 15,318,417 | 1.02% |
| Tesmec USA Inc. | Wholesale Supplier | 13,804,771 | 0.92% |
| XTO Energy Inc. | Oil & Gas | 10,854,955 | 0.72% |
| Barnett Gathering LP | Oil & Gas | 10,530,281 | 0.70% |
| | | <u>\$ 235,558,448</u> | <u>15.71%</u> |

2019/20 Top Ten Taxpayers

| Name of Taxpayer | Type of Business | Taxable Value | % of Net Valuation |
|----------------------------------|--------------------|-----------------------|--------------------|
| FDL Operating LLC ⁽³⁾ | Oil & Gas | \$ 97,472,176 | 6.54% |
| Halliburton Energy Services Inc. | Oil & Gas | 40,619,687 | 2.73% |
| Sabre Industries Inc. | Telephone Utility | 22,776,534 | 1.53% |
| Motor Home Specialist Inc. | Car Dealership | 21,557,576 | 1.45% |
| SWG Pipeline LLC | Pipeline | 20,439,745 | 1.37% |
| Pole Landlord LA TX LLC | Commerical Land | 18,015,776 | 1.21% |
| XTO Energy Inc. | Oil & Gas | 15,031,795 | 1.01% |
| Tesmec USA Inc. | Wholesale Supplier | 12,665,898 | 0.85% |
| Enervest Operating LLC | Oil & Gas | 12,110,221 | 0.81% |
| Energy Transfer Fuel LP | Oil & Gas | 9,939,719 | 0.67% |
| | | <u>\$ 270,629,127</u> | <u>18.16%</u> |

(1) The District is located in the Barnett Shale bed rock that produces natural gas. As shown in the tables above, the top ten taxpayers in the District currently account for over 13% of the District's tax base, with the majority of such property comprised of minerals and related business activities. Adverse developments in economic conditions, especially in the oil and natural gas industry, could adversely impact the businesses that own mineral production-related properties in the District and the tax values in the District, resulting in less local tax revenue. If any major taxpayer were to default in the payment of taxes, the ability of the District to make timely payment of debt service on the Bonds will be dependent on its ability to enforce and liquidate its tax lien, which is a time-consuming process, or, perhaps, to sell tax anticipation notes until such amounts could be collected, if ever. See "REGISTERED OWNERS' REMEDIES" and "AD VALOREM TAX PROCEDURES - District's Rights in the Event of Tax Delinquencies" herein.

(2) Source: Comptroller of Public Accounts - Property Tax Division.

(3) On May 31st, 2018, Fleur de Lis Operating LLC purchased Devon Energy's southern Barnett Shale assets.

CLASSIFICATION OF ASSESSED VALUATION BY USE CATEGORY ^{(1) (2)}

| Category | 2021/22 | % of Total | 2020/21 | % of Total | 2019/20 | % of Total |
|--|--------------------------------|-----------------------|--------------------------------|-----------------------|--------------------------------|-----------------------|
| Real, Residential, Single-Family | \$ 699,827,484 | 29.76% | \$ 582,699,778 | 29.46% | \$ 540,461,998 | 27.66% |
| Real, Residential, Multi-Family | 12,455,662 | 0.53% | 10,641,668 | 0.54% | 9,802,855 | 0.50% |
| Real, Vacant Lots/Tracts | 38,001,987 | 1.62% | 28,922,868 | 1.46% | 30,072,660 | 1.54% |
| Real, Qualified Land & Improvements | 304,715,234 | 12.96% | 264,923,278 | 13.39% | 262,797,980 | 13.45% |
| Real, Non-Qualified Land & Improvements | 524,651,101 | 22.31% | 324,416,711 | 16.40% | 311,600,186 | 15.95% |
| Real, Commercial & Industrial | 267,637,351 | 11.38% | 250,296,893 | 12.65% | 225,744,546 | 11.56% |
| Oil & Gas | 103,443,180 | 4.40% | 118,567,774 | 5.99% | 190,050,811 | 9.73% |
| Utilities | 79,184,393 | 3.37% | 80,321,861 | 4.06% | 86,173,153 | 4.41% |
| Tangible Personal, Commercial | 93,842,144 | 3.99% | 83,410,082 | 4.22% | 80,265,000 | 4.11% |
| Tangible Personal, Industrial | 179,508,921 | 7.63% | 193,210,275 | 9.77% | 179,987,518 | 9.21% |
| Tangible Personal, Mobile Homes & Other | 12,651,844 | 0.54% | 11,418,534 | 0.58% | 10,922,333 | 0.56% |
| Tangible Personal, Residential Inventory | 8,015,114 | 0.34% | 5,562,246 | 0.28% | 1,495,177 | 0.08% |
| Tangible Personal, Special Inventory | <u>27,718,638</u> | <u>1.18%</u> | <u>23,565,169</u> | <u>1.19%</u> | <u>24,255,044</u> | <u>1.24%</u> |
| Total Appraised Value | \$ 2,351,653,053 | 100.00% | \$ 1,977,957,137 | 100.00% | \$ 1,953,629,261 | 100.00% |
| Less: | | | | | | |
| Homestead Cap Adjustment | \$ 136,758,063 | | \$ 24,096,119 | | \$ 25,708,155 | |
| Productivity Loss | 293,802,064 | | 254,445,224 | | 252,315,025 | |
| Exemptions ⁽³⁾ | <u>191,031,979</u> | | <u>200,078,471</u> | | <u>185,622,510</u> | |
| Total Exemptions/Deductions ⁽⁴⁾ | <u>\$ 621,592,106</u> | | <u>\$ 478,619,814</u> | | <u>\$ 463,645,690</u> | |
| Net Taxable Assessed Valuation | \$ <u>1,730,060,947</u> | | \$ <u>1,499,337,323</u> | | \$ <u>1,489,983,571</u> | |

| Category | 2018/19 | % of Total | 2017/18 | % of Total | 2016/17 | % of Total |
|--|--------------------------------|-----------------------|--------------------------------|-----------------------|--------------------------------|-----------------------|
| Real, Residential, Single-Family | \$ 491,085,429 | 27.04% | \$ 423,404,530 | 25.98% | \$ 387,173,822 | 22.96% |
| Real, Residential, Multi-Family | 9,413,640 | 0.52% | 8,095,083 | 0.50% | 7,702,926 | 0.46% |
| Real, Vacant Lots/Tracts | 28,352,534 | 1.56% | 23,115,888 | 1.42% | 24,091,138 | 1.43% |
| Real, Qualified Land & Improvements | 261,373,680 | 14.39% | 219,938,759 | 13.49% | 204,880,272 | 12.15% |
| Real, Non-Qualified Land & Improvements | 300,696,168 | 16.56% | 273,083,972 | 16.76% | 259,569,550 | 15.39% |
| Real, Commercial & Industrial | 194,827,037 | 10.73% | 180,236,010 | 11.06% | 171,840,199 | 10.19% |
| Oil & Gas | 172,448,881 | 9.49% | 149,367,919 | 9.16% | 173,210,491 | 10.27% |
| Utilities | 85,546,270 | 4.71% | 84,708,782 | 5.20% | 87,566,833 | 5.19% |
| Tangible Personal, Commercial | 87,417,972 | 4.81% | 76,886,242 | 4.72% | 101,342,818 | 6.01% |
| Tangible Personal, Industrial | 146,665,497 | 8.08% | 157,830,671 | 9.68% | 238,596,701 | 14.15% |
| Tangible Personal, Mobile Homes & Other | 10,037,581 | 0.55% | 9,602,409 | 0.59% | 8,912,983 | 0.53% |
| Tangible Personal, Residential Inventory | 3,646,579 | 0.20% | 1,606,028 | 0.10% | 912,027 | 0.05% |
| Tangible Personal, Special Inventory | <u>24,700,517</u> | <u>1.36%</u> | <u>21,947,986</u> | <u>1.35%</u> | <u>20,423,774</u> | <u>1.21%</u> |
| Total Appraised Value | \$ 1,816,211,785 | 100.00% | \$ 1,629,824,279 | 100.00% | \$ 1,686,223,534 | 100.00% |
| Less: | | | | | | |
| Homestead Cap Adjustment | \$ 27,473,325 | | \$ 9,900,331 | | \$ 1,877,912 | |
| Productivity Loss | 251,703,734 | | 211,383,836 | | 197,463,878 | |
| Exemptions ⁽³⁾ | <u>164,220,000</u> | | <u>167,275,127</u> | | <u>183,513,700</u> | |
| Total Exemptions/Deductions ⁽⁴⁾ | <u>\$ 443,397,059</u> | | <u>\$ 388,559,294</u> | | <u>\$ 382,855,490</u> | |
| Net Taxable Assessed Valuation | \$ <u>1,372,814,726</u> | | \$ <u>1,241,264,985</u> | | \$ <u>1,303,368,044</u> | |

(1) Historically, valuations of oil and natural gas properties have been volatile. The District's tax revenues are susceptible to increase and decrease as a result of such values. The fluctuations in oil and gas values from year to year are attributable in large part to changes in the market value of natural gas, which affects both the drilling activity for gas in the Barnett Shale gas field, in which the District is located, and the value of mineral reserves in the field. See Footnote I under "APPENDIX A - Principal Taxpayers" herein.

(2) Source: Comptroller of Public Accounts - Property Tax Division.

(3) The passage of a Texas Constitutional Amendment on November 3, 2015 increased the homestead exemption from \$15,000 to \$25,000.

(4) Excludes values on which property taxes are frozen for persons 65 years of age or older and disabled taxpayers.

PRINCIPAL REPAYMENT SCHEDULE

| Fiscal Year Ending 8/31 | Outstanding Bonds ⁽¹⁾ | Plus: | | Total ^{(1) (2)} | Bonds Unpaid At Fiscal Year End | Percent of Principal Retired |
|----------------------------|-------------------------------------|---|--|--------------------------|---------------------------------------|------------------------------------|
| | | The Fixed Rate Series 2022 Bonds ⁽²⁾ | The Adjustable Rate Series 2022 Bonds ⁽²⁾ | | | |
| 2022 | \$ 4,033,000.00 | \$ - | \$ - | \$ 4,033,000.00 | \$ 155,541,000.00 | 2.53% |
| 2023 | 3,498,000.00 | - | - | 3,498,000.00 | 152,043,000.00 | 4.72% |
| 2024 | 2,943,000.00 | - | - | 2,943,000.00 | 149,100,000.00 | 6.56% |
| 2025 | 2,099,000.00 | 1,255,000.00 | - | 3,354,000.00 | 145,746,000.00 | 8.67% |
| 2026 | 1,979,000.00 | 1,230,000.00 | - | 3,209,000.00 | 142,537,000.00 | 10.68% |
| 2027 | 1,269,000.00 | 1,280,000.00 | - | 2,549,000.00 | 139,988,000.00 | 12.27% |
| 2028 | 1,244,000.00 | 1,340,000.00 | - | 2,584,000.00 | 137,404,000.00 | 13.89% |
| 2029 | 1,214,000.00 | 1,400,000.00 | - | 2,614,000.00 | 134,790,000.00 | 15.53% |
| 2030 | 1,350,000.00 | 1,750,000.00 | - | 3,100,000.00 | 131,690,000.00 | 17.47% |
| 2031 | 3,505,000.00 | 1,825,000.00 | - | 5,330,000.00 | 126,360,000.00 | 20.81% |
| 2032 | 3,300,000.00 | 2,190,000.00 | - | 5,490,000.00 | 120,870,000.00 | 24.25% |
| 2033 | 3,405,000.00 | 2,285,000.00 | - | 5,690,000.00 | 115,180,000.00 | 27.82% |
| 2034 | 3,505,000.00 | 2,385,000.00 | - | 5,890,000.00 | 109,290,000.00 | 31.51% |
| 2035 | 3,615,000.00 | 2,490,000.00 | - | 6,105,000.00 | 103,185,000.00 | 35.34% |
| 2036 | 3,725,000.00 | 2,595,000.00 | - | 6,320,000.00 | 96,865,000.00 | 39.30% |
| 2037 | 3,840,000.00 | 2,710,000.00 | - | 6,550,000.00 | 90,315,000.00 | 43.40% |
| 2038 | 3,940,000.00 | 2,825,000.00 | - | 6,765,000.00 | 83,550,000.00 | 47.64% |
| 2039 | 4,025,000.00 | 2,950,000.00 | - | 6,975,000.00 | 76,575,000.00 | 52.01% |
| 2040 | 4,120,000.00 | 3,075,000.00 | - | 7,195,000.00 | 69,380,000.00 | 56.52% |
| 2041 | 4,215,000.00 | 3,215,000.00 | - | 7,430,000.00 | 61,950,000.00 | 61.18% |
| 2042 | 4,320,000.00 | 3,355,000.00 | - | 7,675,000.00 | 54,275,000.00 | 65.99% |
| 2043 | 4,430,000.00 | 3,500,000.00 | - | 7,930,000.00 | 46,345,000.00 | 70.96% |
| 2044 | | 2,455,000.00 | 1,885,000.00 | 4,340,000.00 | 42,005,000.00 | 73.68% |
| 2045 | | 2,560,000.00 | 1,960,000.00 | 4,520,000.00 | 37,485,000.00 | 76.51% |
| 2046 | | 2,670,000.00 | 2,045,000.00 | 4,715,000.00 | 32,770,000.00 | 79.46% |
| 2047 | | 2,790,000.00 | 2,120,000.00 | 4,910,000.00 | 27,860,000.00 | 82.54% |
| 2048 | | 2,910,000.00 | 2,210,000.00 | 5,120,000.00 | 22,740,000.00 | 85.75% |
| 2049 | | 3,035,000.00 | 2,300,000.00 | 5,335,000.00 | 17,405,000.00 | 89.09% |
| 2050 | | 3,170,000.00 | 2,390,000.00 | 5,560,000.00 | 11,845,000.00 | 92.58% |
| 2051 | | 3,305,000.00 | 2,495,000.00 | 5,800,000.00 | 6,045,000.00 | 96.21% |
| 2052 | | 3,450,000.00 | 2,595,000.00 | 6,045,000.00 | - | 100.00% |
| Total | <u>\$ 69,574,000.00</u> | <u>\$ 70,000,000.00</u> | <u>\$ 20,000,000.00</u> | <u>\$ 159,574,000.00</u> | | |

(1) Excludes the accreted value on outstanding capital appreciation bonds.

(2) Preliminary, subject to change.

MAINTENANCE TAX NOTE DEBT SERVICE REQUIREMENTS ⁽¹⁾

| Fiscal Year Ending 8/31 | Series 2020 Maintenance Tax Notes | | | Notes Unpaid At Year End | Percent of Principal Retired |
|----------------------------|-----------------------------------|----------------------|------------------------|--------------------------------|------------------------------------|
| | Principal | Interest | Total | | |
| 2022 | \$ 400,000.00 | \$ 96,600.00 | \$ 496,600.00 | \$ 3,185,000.00 | 11.16% |
| 2023 | 415,000.00 | 80,600.00 | 495,600.00 | 2,770,000.00 | 22.73% |
| 2024 | 430,000.00 | 64,000.00 | 494,000.00 | 2,340,000.00 | 34.73% |
| 2025 | 450,000.00 | 46,800.00 | 496,800.00 | 1,890,000.00 | 47.28% |
| 2026 | 460,000.00 | 37,800.00 | 497,800.00 | 1,430,000.00 | 60.11% |
| 2027 | 470,000.00 | 28,600.00 | 498,600.00 | 960,000.00 | 73.22% |
| 2028 | 475,000.00 | 19,200.00 | 494,200.00 | 485,000.00 | 86.47% |
| 2029 | 485,000.00 | 9,700.00 | 494,700.00 | - | 100.00% |
| | <u>\$ 3,585,000.00</u> | <u>\$ 383,300.00</u> | <u>\$ 3,968,300.00</u> | | |

(1) Maintenance Tax Notes are payable solely from the limited maintenance and operations tax or other lawfully available funds of the District.

DEBT SERVICE REQUIREMENTS

| Fiscal Year Ending 8/31 | Outstanding Debt Service ⁽¹⁾ | Plus: The Fixed Rate Series 2022 Bonds ⁽²⁾ | | | Plus: The Adjustable Rate Series 2022 Bonds ^{(2) (3)} | | | Combined Total ^{(1) (2) (3) (4)} |
|----------------------------|--|--|-------------------------|--------------------------|---|-------------------------|-------------------------|--|
| | | Principal | Interest | Total | Principal | Interest | Total | |
| 2022 | \$ 7,200,921.88 | \$ - | \$ - | \$ - | \$ - | \$ - | \$ - | \$ 7,200,921.88 |
| 2023 | 6,539,284.38 | - | 3,024,583.33 | 3,024,583.33 | - | 737,083.33 | 737,083.33 | 10,300,951.04 |
| 2024 | 5,874,084.38 | - | 2,975,000.00 | 2,975,000.00 | - | 725,000.00 | 725,000.00 | 9,574,084.38 |
| 2025 | 5,086,534.38 | 1,255,000.00 | 2,948,331.25 | 4,203,331.25 | - | 725,000.00 | 725,000.00 | 10,014,865.63 |
| 2026 | 5,086,559.38 | 1,230,000.00 | 2,895,525.00 | 4,125,525.00 | - | 800,000.00 | 800,000.00 | 10,012,084.38 |
| 2027 | 5,089,296.88 | 1,280,000.00 | 2,842,187.50 | 4,122,187.50 | - | 800,000.00 | 800,000.00 | 10,011,484.38 |
| 2028 | 5,087,809.38 | 1,340,000.00 | 2,786,512.50 | 4,126,512.50 | - | 800,000.00 | 800,000.00 | 10,014,321.88 |
| 2029 | 5,085,584.38 | 1,400,000.00 | 2,728,287.50 | 4,128,287.50 | - | 800,000.00 | 800,000.00 | 10,013,871.88 |
| 2030 | 4,788,653.13 | 1,750,000.00 | 2,661,350.00 | 4,411,350.00 | - | 800,000.00 | 800,000.00 | 10,000,003.13 |
| 2031 | 4,786,472.00 | 1,825,000.00 | 2,585,381.25 | 4,410,381.25 | - | 800,000.00 | 800,000.00 | 9,996,853.25 |
| 2032 | 4,488,765.55 | 2,190,000.00 | 2,500,062.50 | 4,690,062.50 | - | 800,000.00 | 800,000.00 | 9,978,828.05 |
| 2033 | 4,490,222.95 | 2,285,000.00 | 2,404,968.75 | 4,689,968.75 | - | 800,000.00 | 800,000.00 | 9,980,191.70 |
| 2034 | 4,485,744.92 | 2,385,000.00 | 2,305,731.25 | 4,690,731.25 | - | 800,000.00 | 800,000.00 | 9,976,476.17 |
| 2035 | 4,487,135.84 | 2,490,000.00 | 2,202,137.50 | 4,692,137.50 | - | 800,000.00 | 800,000.00 | 9,979,273.34 |
| 2036 | 4,486,978.14 | 2,595,000.00 | 2,094,081.25 | 4,689,081.25 | - | 800,000.00 | 800,000.00 | 9,976,059.39 |
| 2037 | 4,489,589.59 | 2,710,000.00 | 1,981,350.00 | 4,691,350.00 | - | 800,000.00 | 800,000.00 | 9,980,939.59 |
| 2038 | 4,488,880.86 | 2,825,000.00 | 1,863,731.25 | 4,688,731.25 | - | 800,000.00 | 800,000.00 | 9,977,612.11 |
| 2039 | 4,485,697.68 | 2,950,000.00 | 1,741,012.50 | 4,691,012.50 | - | 800,000.00 | 800,000.00 | 9,976,710.18 |
| 2040 | 4,487,887.00 | 3,075,000.00 | 1,612,981.25 | 4,687,981.25 | - | 800,000.00 | 800,000.00 | 9,975,868.25 |
| 2041 | 4,485,230.60 | 3,215,000.00 | 1,479,318.75 | 4,694,318.75 | - | 800,000.00 | 800,000.00 | 9,979,549.35 |
| 2042 | 4,485,936.20 | 3,355,000.00 | 1,339,706.25 | 4,694,706.25 | - | 800,000.00 | 800,000.00 | 9,980,642.45 |
| 2043 | 4,485,773.70 | 3,500,000.00 | 1,194,037.50 | 4,694,037.50 | - | 800,000.00 | 800,000.00 | 9,979,811.20 |
| 2044 | | 2,455,000.00 | 1,067,493.75 | 3,522,493.75 | 1,885,000.00 | 762,300.00 | 2,647,300.00 | 6,169,793.75 |
| 2045 | | 2,560,000.00 | 960,925.00 | 3,520,925.00 | 1,960,000.00 | 685,400.00 | 2,645,400.00 | 6,166,325.00 |
| 2046 | | 2,670,000.00 | 849,787.50 | 3,519,787.50 | 2,045,000.00 | 605,300.00 | 2,650,300.00 | 6,170,087.50 |
| 2047 | | 2,790,000.00 | 733,762.50 | 3,523,762.50 | 2,120,000.00 | 522,000.00 | 2,642,000.00 | 6,165,762.50 |
| 2048 | | 2,910,000.00 | 612,637.50 | 3,522,637.50 | 2,210,000.00 | 435,400.00 | 2,645,400.00 | 6,168,037.50 |
| 2049 | | 3,035,000.00 | 486,306.25 | 3,521,306.25 | 2,300,000.00 | 345,200.00 | 2,645,200.00 | 6,166,506.25 |
| 2050 | | 3,170,000.00 | 354,450.00 | 3,524,450.00 | 2,390,000.00 | 251,400.00 | 2,641,400.00 | 6,165,850.00 |
| 2051 | | 3,305,000.00 | 216,856.25 | 3,521,856.25 | 2,495,000.00 | 153,700.00 | 2,648,700.00 | 6,170,556.25 |
| 2052 | | 3,450,000.00 | 73,312.50 | 3,523,312.50 | 2,595,000.00 | 51,900.00 | 2,646,900.00 | 6,170,212.50 |
| | <u>\$ 108,473,043.20</u> | <u>\$ 70,000,000.00</u> | <u>\$ 53,521,808.33</u> | <u>\$ 123,521,808.33</u> | <u>\$ 20,000,000.00</u> | <u>\$ 20,399,683.33</u> | <u>\$ 40,399,683.33</u> | <u>\$ 272,394,534.86</u> |

(1) Includes the accreted value of outstanding capital appreciation bonds.

(2) Preliminary, subject to change.

(3) Interest on the Series 2022 Adjustable Rate Bonds is calculated at the Initial Rate of 3.625%, through August 14, 2025, and for purposes of illustration, assumed to be at 4.00% thereafter through stated maturity which is consistent with the District's planning estimate. The Highest Rate that the bond interest rate could reset to, commencing on or after August 15, 2025, is ___%.

(4) Based on its wealth per student, the District does not expect to receive Instructional Facilities Allotment nor Existing Debt Allotment state financial assistance for the payment of debt service for the fiscal year 2021/22. The amount of state financial assistance for debt service, if any, may differ substantially each year depending on a variety of factors, including the amount, if any, appropriated for that purpose by the state legislature and a school district's wealth per student. See "CURRENT PUBLIC SCHOOL FINANCE SYSTEM" herein.

TAX ADEQUACY WITH RESPECT TO THE DISTRICT'S BONDS

| | |
|--|-------------------------|
| Projected Maximum Debt Service Requirement ⁽¹⁾ | \$ 10,300,951.04 |
| Projected State Financial Assistance for Hold Harmless of Increased Homestead Exemption ⁽²⁾ | 185,000.00 |
| Projected Net Debt Service Requirement | <u>\$ 10,115,951.04</u> |
| \$0.52779 Tax Rate @ 98% Collections Produces | \$ 10,115,951.04 |
| 2022/23 Preliminary Net Taxable Valuation ⁽³⁾ | \$ 1,955,786,952 |

(1) Includes the Series 2022 Fixed Rate Bonds and Series 2022 Adjustable Rate Bonds. Preliminary, subject to change.

(2) The amount of state financial assistance for debt service, if any, may differ substantially each year depending on a variety of factors, including the amount, if any, appropriated for that purpose by the state legislature and a school district's wealth per student. See "CURRENT PUBLIC SCHOOL FINANCE SYSTEM" herein.

(3) Source: Preliminary Certified Values from the Central Appraisal District of Johnson County as of June 2022. The passage of a Texas Constitutional Amendment on May 7, 2022 increased the homestead exemption from \$25,000 to \$40,000.

AUTHORIZED BUT UNISSUED BONDS

Following the issuance of the Series 2022 Fixed Rate Bonds and Series 2022 Adjustable Rate Bonds, the District will have \$35,000,000 (preliminary, subject to change) of authorized but unissued unlimited ad valorem tax bonds from the May 7, 2022 election. The District may incur other financial obligations payable from its collection of taxes and other sources of revenue, including maintenance tax notes payable from its collection of maintenance taxes, public property finance contractual obligations, delinquent tax notes, and leases for various purposes payable from State appropriations and surplus maintenance taxes.

COMPARATIVE STATEMENT OF GENERAL FUND REVENUES AND EXPENDITURES ⁽¹⁾

| | Fiscal Year Ending August 31 | | | | |
|--|------------------------------|----------------------|----------------------|----------------------|----------------------|
| | 2017 | 2018 | 2019 | 2020 | 2021 |
| Beginning Fund Balance | \$ 14,555,816 | \$ 14,231,143 | \$ 15,249,329 | \$ 15,768,281 | \$ 14,822,540 |
| Revenues: | | | | | |
| Local and Intermediate Sources | \$ 13,924,790 | \$ 13,479,694 | \$ 15,121,717 | \$ 14,885,843 | \$ 15,113,315 |
| State Sources | 14,188,734 | 16,889,923 | 15,846,958 | 18,002,605 | 18,817,786 |
| Federal Sources & Other | 533,643 | 761,989 | 1,134,607 | 596,661 | 717,999 |
| Total Revenues | \$ 28,647,167 | \$ 31,131,606 | \$ 32,103,282 | \$ 33,485,109 | \$ 34,649,100 |
| Expenditures: | | | | | |
| Instruction | \$ 16,633,605 | \$ 17,043,875 | \$ 17,786,377 | \$ 19,222,869 | \$ 19,738,716 |
| Instructional Resources & Media Services | 132,941 | 129,514 | 130,909 | 128,461 | 128,439 |
| Curriculum & Instructional Staff Development | 369,696 | 336,468 | 359,329 | 509,026 | 446,313 |
| Instructional Leadership | 375,050 | 468,389 | 459,958 | 505,804 | 508,249 |
| School Leadership | 1,302,108 | 1,423,959 | 1,513,058 | 1,615,825 | 1,730,508 |
| Guidance, Counseling & Evaluation Services | 1,059,505 | 1,025,160 | 1,036,661 | 1,084,102 | 1,130,206 |
| Social Work Services | 137,748 | 137,848 | 150,754 | 210,636 | 275,080 |
| Health Services | 262,067 | 271,160 | 272,040 | 302,917 | 326,734 |
| Student (Pupil) Transportation | 1,371,723 | 1,402,423 | 1,454,091 | 1,589,320 | 1,475,432 |
| Food Services | 1,113 | 234 | 224 | 1,171 | 4,919 |
| Cocurricular/Extracurricular Activities | 1,063,141 | 1,086,113 | 1,112,867 | 1,143,280 | 1,099,411 |
| General Administration | 1,204,242 | 1,225,891 | 1,263,117 | 1,304,144 | 1,365,194 |
| Plant Maintenance and Operations | 3,466,901 | 3,713,102 | 3,801,201 | 3,963,083 | 3,757,817 |
| Security and Monitoring Services | 142,875 | 145,279 | 493,994 | 373,523 | 286,212 |
| Data Processing Services | 1,045,707 | 967,738 | 1,245,245 | 1,446,746 | 1,283,192 |
| Community Services | 205,519 | 213,251 | 221,510 | 219,621 | 234,633 |
| Debt Service - Principal on Long-Term Debt | - | - | - | 435,000 | 390,000 |
| Debt Service - Interest on Long-Term Debt | - | - | - | 62,023 | 108,550 |
| Facilities Acquisition and Construction | 30,102 | 337,401 | 75,009 | 102,933 | 63,498 |
| Payments to Fiscal Agent/Member Districts of SSA | 167,797 | 184,841 | 207,986 | 212,244 | - |
| Payments to Juvenile Justice Alternative Ed Program | - | 774 | - | - | - |
| Total Expenditures | \$ 28,971,840 | \$ 30,113,420 | \$ 31,584,330 | \$ 34,432,728 | \$ 34,353,103 |
| Excess (Deficiency) of Revenues over Expenditures | \$ (324,673) | \$ 1,018,186 | \$ 518,952 | \$ (947,619) | \$ 295,997 |
| Other Resources and (Uses): | | | | | |
| Transfers In | \$ - | \$ 110,443 | \$ - | \$ 1,878 | \$ - |
| Transfers Out (Use) | - | (110,443) | - | - | - |
| Total Other Resources (Uses) | \$ - | \$ - | \$ - | \$ 1,878 | \$ - |
| Excess (Deficiency) of Revenues and Other Sources over Expenditures and Other Uses | \$ (324,673) | \$ 1,018,186 | \$ 518,952 | \$ (945,741) | \$ 295,997 |
| Ending Fund Balance ⁽²⁾ | \$ 14,231,143 | \$ 15,249,329 | \$ 15,768,281 | \$ 14,822,540 | \$ 15,118,537 |

(1) See "MANAGEMENT'S DISCUSSION AND ANALYSIS - ECONOMIC FACTORS AND NEXT YEAR'S BUDGETS AND RATES" herein for a discussion of the 2021/22 budget and "CURRENT PUBLIC SCHOOL FINANCE SYSTEM - Possible Effects of Wealth Transfer Provisions on the District's Financial Condition" herein.

(2) The District's estimated anticipated general fund balance as of August 31, 2022 is a deficit ranging from \$500,000 to \$1,500,000 dependent upon the payment back to the State from previous payments.

CHANGE IN NET POSITION ⁽¹⁾

| | Fiscal Year Ending August 31 | | | | |
|--|------------------------------|---------------------------------------|-----------------------|------------------------|------------------------|
| | 2017 | 2018 | 2019 | 2020 | 2021 |
| Revenues: | | | | | |
| Program Revenues: | | | | | |
| Charges for Services | \$ 960,096 | \$ 995,974 | \$ 995,980 | \$ 731,512 | \$ 1,037,156 |
| Operating Grants and Contributions | 4,795,647 | (354,090) | 7,297,680 | 6,776,283 | 4,424,832 |
| General Revenues: | | | | | |
| Property Taxes Levied for General Purposes | 13,171,957 | 12,557,673 | 13,761,245 | 13,942,810 | 14,194,327 |
| Property Taxes Levied for Debt Service | 5,340,195 | 5,084,883 | 5,600,903 | 7,189,456 | 7,343,099 |
| State Aid - Formula Grants | 12,972,651 | 15,646,448 | 14,535,954 | 16,442,388 | 17,506,283 |
| Grants and Contributions Not Restricted | 645,171 | 116,869 | 330,245 | - | 2,352,676 |
| Investment Earnings | 125,529 | 286,929 | 534,982 | 326,791 | 17,617 |
| Miscellaneous | 514,961 | 508,219 | 673,984 | 614,729 | 378,876 |
| Total Revenue | \$ 38,526,207 | \$ 34,842,905 | \$ 43,730,973 | \$ 46,023,969 | \$ 47,254,866 |
| Expenses: | | | | | |
| Instruction | \$ 20,763,432 | \$ 15,493,728 | \$ 24,160,954 | \$ 25,871,232 | \$ 25,961,040 |
| Instruction Resources & Media Services | 214,315 | 176,517 | 216,906 | 216,464 | 209,892 |
| Curriculum & Staff Development | 381,152 | 303,815 | 468,596 | 570,532 | 539,350 |
| Instructional Leadership | 418,606 | 354,897 | 561,023 | 552,052 | 523,921 |
| School Leadership | 1,343,743 | 896,938 | 1,622,368 | 1,824,253 | 1,860,709 |
| Guidance, Counseling & Evaluation Services | 1,131,687 | 678,870 | 1,202,588 | 1,286,290 | 1,253,986 |
| Social Work Services | 217,398 | 127,318 | 161,421 | 232,553 | 283,194 |
| Health Services | 273,267 | 171,824 | 290,914 | 329,162 | 335,335 |
| Student Transportation | 1,378,364 | 1,062,789 | 1,431,627 | 1,509,290 | 1,602,917 |
| Food Service | 2,391,304 | 2,195,445 | 1,895,309 | 1,657,955 | 2,135,686 |
| Cocurricular/Extracurricular Activities | 1,622,367 | 1,511,965 | 1,842,991 | 1,848,030 | 1,713,991 |
| General Administration | 1,287,704 | 1,040,002 | 1,387,402 | 1,460,707 | 1,455,531 |
| Plant Maintenance & Operations | 3,740,498 | 3,568,496 | 4,073,415 | 4,329,465 | 4,345,109 |
| Security and Monitoring Services | 146,114 | 148,518 | 404,786 | 407,503 | 296,439 |
| Data Processing Services | 1,083,762 | 750,752 | 1,314,733 | 1,534,324 | 1,332,895 |
| Community Services | 210,410 | 140,973 | 236,448 | 239,016 | 240,685 |
| Debt Service - Interest on Long-term Debt | 3,303,686 | 3,260,410 | 4,193,543 | 2,450,907 | 3,510,976 |
| Debt Service - Bond Issuance Cost and Fees | 89,300 | 3,900 | 4,200 | 292,007 | 432,147 |
| Payments to Fiscal Agent/Member Districts of SSA | 167,797 | 184,841 | 207,986 | 212,244 | - |
| Payments to Juvenile Justice Alternative Ed. Program | - | 774 | - | - | - |
| Total Expenses | \$ 40,164,906 | \$ 32,072,772 | \$ 45,677,210 | \$ 46,823,986 | \$ 48,033,803 |
| Change in Net Position | \$ (1,638,699) | \$ 2,770,133 | \$ (1,946,237) | \$ (800,017) | \$ (778,937) |
| Beginning Net Position | \$ 8,117,338 | \$ 6,478,639 | \$ (7,718,340) | \$ (9,664,577) | \$ (10,464,594) |
| Prior Period Adjustment | \$ - | \$ (16,967,112) ⁽²⁾ | \$ - | \$ - | \$ - |
| Ending Net Position | \$ 6,478,639 | \$ (7,718,340) | \$ (9,664,577) | \$ (10,464,594) | \$ (11,243,531) |

(1) The foregoing information represents government-wide financial information provided in accordance with GASB 34, which was adopted for the 2002 fiscal year.

(2) In 2018, the Prior Period Adjustment was the result of implementation of GASB Statement 75 "Accounting and Financial Reporting for Postemployment Benefits Other Than Pensions."

APPENDIX B

**GENERAL INFORMATION REGARDING THE DISTRICT
AND ITS ECONOMY**

ALVARADO INDEPENDENT SCHOOL DISTRICT

General and Economic Information

Alvarado Independent School District (the "District"), located in Johnson County, Texas includes the City of Alvarado, Texas, a commercial center located 25 miles south of Fort Worth, Texas on Interstate Highway 35 West. Johnson County is a north central Texas county. The county seat is Cleburne. The current estimated population of the District is approximately 19,244.

Source: *Texas Municipal Report for Alvarado ISD and Johnson County*

Enrollment Statistics

| <u>Year Ending 8/31</u> | <u>Enrollment</u> |
|-------------------------|-------------------|
| 2009 | 3,259 |
| 2010 | 3,404 |
| 2011 | 3,249 |
| 2012 | 3,293 |
| 2013 | 3,365 |
| 2014 | 3,485 |
| 2015 | 3,536 |
| 2016 | 3,591 |
| 2017 | 3,680 |
| 2018 | 3,682 |
| 2019 | 3,641 |
| 2020 | 3,609 |
| 2021 | 3,514 |
| Current | 3,632 |

District Staff

| | |
|-------------------------------|-------|
| Teachers | 248 |
| Teachers' Aides & Secretaries | 129 |
| Auxiliary Personnel | 38 |
| Administrators | 37 |
| Other (Counselors/Technology) | 50 |
| | <hr/> |
| | 502 |

Facilities

| <u>Campus</u> | <u>Grades</u> | <u>Current Enrollment</u> | <u>Capacity</u> | <u>Year Built</u> | <u>Year of Addition/ Renovation</u> |
|---|---------------|---------------------------|-----------------|-------------------|---|
| Alvarado Elementary North | PK-3 | 289 | 600 | 1986 | N/A |
| Alvarado Elementary South | PK-3 | 348 | 700 | 1980 | 2002 |
| Lillian Elementary School | PK-3 | 273 | 600 | 2000 | N/A |
| Alvarado Intermediate School ⁽¹⁾ | 4-6 | 748 | 1,000 | 2008 | N/A |
| Alvarado Junior High School | 7-8 | 828 | 800 | 1964 | 2000 |
| Alvarado High School | 9-12 | 1,146 | 2,000 | 1995 | 2004 |

⁽¹⁾ *Planned conversion into an elementary school pursuant to the election.*

Principal Employers within the District

| <u>Name of Company</u> | <u>Type of Business</u> | <u>Number of Employees</u> |
|-------------------------|----------------------------------|----------------------------|
| Alvarado ISD | Education | 502 |
| Halliburton | Oil and Gas Well Supplies | 475 |
| SABRE | Steel | 225 |
| Superior Well Services | Oil Field Solutions and Services | 100 |
| Johnson County Pipe Co. | Pipe Company | 100 |
| Rich Mix Products | Concrete Products | 82 |
| American Flat Glass | Glass Tempering | 81 |

Unemployment Rates

| | <u>April 2020</u> | <u>April 2021</u> | <u>April 2022</u> |
|----------------|-----------------------|-----------------------|-----------------------|
| Johnson County | 10.5% | 5.0% | 3.0% |
| State of Texas | 12.1% | 5.9% | 3.7% |

Source: *Texas Workforce Commission*

APPENDIX C

FORM OF LEGAL OPINION OF BOND COUNSEL

August 9, 2022

**ALVARADO INDEPENDENT SCHOOL DISTRICT
ADJUSTABLE RATE UNLIMITED TAX SCHOOL BUILDING BONDS,
SERIES 2022
DATED AS OF AUGUST 1, 2022
IN THE AGGREGATE PRINCIPAL AMOUNT OF \$ _____**

AS BOND COUNSEL FOR THE ALVARADO INDEPENDENT SCHOOL DISTRICT (the *District*) in connection with the issuance of the bonds described above (the *Bonds*), we have examined into the legality and validity of the Bonds, which bear interest from the dates specified in the text of the Bonds until maturity or prior redemption at the rates and are payable on the dates as stated in the text of the Bonds, all in accordance with the terms and conditions stated in the text of the Bonds.

WE HAVE EXAMINED the applicable and pertinent provisions of the Constitution and general laws of the State of Texas and a transcript of certified proceedings of the District, and other pertinent instruments authorizing and relating to the issuance of the Bonds including (i) the order authorizing the issuance of the Bonds (the *Order*), (ii) the Tender Agent Agreement, dated as of June 13, 2022, between the District and BOKF, NA, Dallas, Texas, as Tender Agent, (iii) one of the executed Bonds, and (iv) the District's Federal Tax Certificate of even date herewith.

BASED ON SAID EXAMINATION, IT IS OUR OPINION that the Bonds have been authorized, issued and delivered in accordance with law; that the Bonds constitute valid and legally binding general obligations of the District in accordance with their terms except as the enforceability thereof may be limited by bankruptcy, insolvency, reorganization, moratorium, liquidation and other similar laws now or hereafter enacted relating to creditors' rights generally; that the District has the legal authority to issue the Bonds and to repay the Bonds; and that ad valorem taxes sufficient to provide for the payment of the interest on and principal of the Bonds, as such interest comes due, and as such principal matures, have been levied and ordered to be levied against all taxable property in the District, and have been pledged for such payment, without limit as to rate or amount.

IT IS FURTHER OUR OPINION, except as discussed below, that the interest on the Bonds is excludable from the gross income of the owners for federal income tax purposes under the statutes, regulations, published rulings and court decisions existing on the date of this opinion. We are further of the opinion that the Bonds are not "specified private activity bonds" and that, accordingly, interest on the Bonds will not be included as an individual alternative minimum tax preference item under section 57(a)(5) of the Internal Revenue Code of 1986 (the *Code*). In expressing the aforementioned opinions, we have relied on and assume continuing compliance with, certain representations contained in the Federal Tax Certificate of the District and covenants set forth in the order adopted by the District to authorize the issuance of the Bonds, relating to, among other matters, the use of the project and the investment and expenditure of the proceeds and certain other amounts used to pay or to secure the payment of debt service on the Bonds, and the certificate with respect to arbitrage by the Commissioner of Education regarding



the allocation and investment of certain investments in the Permanent School Fund, the accuracy of which we have not independently verified. We call your attention to the fact that if such representations are determined to be inaccurate or if the District fails to comply with such covenants, interest on the Bonds may become includable in gross income retroactively to the date of issuance of the Bonds.

EXCEPT AS STATED ABOVE, we express no opinion as to any other federal, state or local tax consequences of acquiring, carrying, owning or disposing of the Bonds, including the amount, accrual or receipt of interest on, the Bonds. Owners of the Bonds should consult their tax advisors regarding the applicability of any collateral tax consequences of owning the Bonds.

OUR OPINIONS ARE BASED ON EXISTING LAW, which is subject to change. Such opinions are further based on our knowledge of facts as of the date hereof. We assume no duty to update or supplement our opinions to reflect any facts or circumstances that may thereafter come to our attention or to reflect any changes in any law that may thereafter occur or become effective. Moreover, our opinions are not a guarantee of result and are not binding on the Internal Revenue Service (the *Service*); rather, such opinions represent our legal judgment based upon our review of existing law and in reliance upon the representations and covenants referenced above that we deem relevant to such opinions. The Service has an ongoing audit program to determine compliance with rules that relate to whether interest on state or local obligations is includable in gross income for federal income tax purposes. No assurance can be given whether or not the Service will commence an audit of the Bonds. If an audit is commenced, in accordance with its current published procedures the Service is likely to treat the District as the taxpayer. We observe that the District has covenanted not to take any action, or omit to take any action within its control, that if taken or omitted, respectively, may result in the treatment of interest on the Bonds as includable in gross income for federal income tax purposes.

OUR SOLE ENGAGEMENT in connection with the issuance of the Bonds is as Bond Counsel for the District, and, in that capacity, we have been engaged by the District for the sole purpose of rendering an opinion with respect to the legality and validity of the Bonds under the Constitution and general laws of the State of Texas, and with respect to the exclusion from gross income of the interest on the Bonds for federal income tax purposes, and for no other reason or purpose. The foregoing opinions represent our legal judgment based upon a review of existing legal authorities that we deem relevant to render such opinions and are not a guarantee of a result. We have not been requested to investigate or verify, and have not independently investigated or verified any records, data, or other material relating to the financial condition or capabilities of the District, or the disclosure thereof in connection with the sale of the Bonds, and have not assumed any responsibility with respect thereto. We express no opinion and make no comment with respect to the marketability of the Bonds and have relied solely on certificates executed by officials of the District as to the current outstanding indebtedness of, and assessed valuation of taxable property within, the District. Our role in connection with the District's Offering Memorandum prepared for use in connection with the sale of the Bonds has been limited as described therein.

Respectfully,

APPENDIX D

**AUDITED FINANCIAL REPORT
FISCAL YEAR ENDED AUGUST 31, 2021**

**ALVARADO
INDEPENDENT SCHOOL DISTRICT**

Annual Financial Report for the Year Ended

August 31, 2021

TABLE OF CONTENTS

| | <u>Page</u> | <u>Exhibit</u> |
|--|-------------|----------------|
| CERTIFICATE OF BOARD | i | |
| FINANCIAL SECTION | | |
| Independent Auditor’s Report | 1 | |
| Management’s Discussion and Analysis | 3 | |
| Basic Financial Statements: | | |
| Government – Wide Financial Statements: | | |
| Statement of Net Position | 10 | A-1 |
| Statement of Activities..... | 11 | B-1 |
| Fund Financial Statements: | | |
| Balance Sheet – Governmental Funds | 12 | C-1 |
| Reconciliation of the Governmental Funds Balance Sheet to the Statement of Net Position | 15 | C-2 |
| Statement of Revenues, Expenditures and Changes in Fund Balance – Governmental Funds | 16 | C-3 |
| Reconciliation of the Governmental Funds Statement of Revenues, Expenditures and Changes in Fund Balance to the Statement of Activities | 18 | C-4 |
| Statement of Net Position – Fiduciary Funds..... | 19 | D-1 |
| Statement of Changes in Fund Net Position – Fiduciary Funds..... | 20 | D-2 |
| Notes to the Financial Statements | 21 | |
| Required Supplementary Information: | | |
| Budgetary Comparison Schedule – General Fund | 49 | E-1 |
| Schedule of the District’s Proportionate Share of the Net Pension Liability | 50 | E-2 |
| Schedule of the District’s Contributions for Pension | 52 | E-3 |
| Schedule of the District’s Proportionate Share of the Net OPEB Liability | 54 | E-4 |
| Schedule of the District’s Contributions for OPEB | 55 | E-5 |
| Combining Statements: | | |
| Combining Balance Sheet – Nonmajor Governmental Funds..... | 58 | F-1 |
| Combining Statement of Revenues, Expenditures and Changes in Fund Balance – Nonmajor Governmental Funds | 62 | F-2 |
| Required T.E.A Schedules: | | |
| Schedule of Delinquent Taxes Receivable | 66 | G-1 |
| Budgetary Comparison Schedule – Child Nutrition Fund..... | 68 | G-2 |
| Budgetary Comparison Schedule – Debt Service Fund | 69 | G-3 |

TABLE OF CONTENTS

| | <u>Page</u> | <u>Exhibit</u> |
|--|-------------|----------------|
| FEDERAL AWARDS SECTION | | |
| Report on Internal Control Over Financial Reporting and on Compliance and Other Matter Based on an Audit of Financial Statements performed in accordance with <i>Government Auditing Standards</i> | 73 | |
| Report on Compliance for Each Major Program and on Internal Control Over Compliance Required by the Uniform Guidance..... | 75 | |
| Schedule of Findings and Questioned Costs..... | 77 | |
| Schedule of Status of Prior Findings..... | 78 | |
| Corrective Action Plan | 79 | |
| Schedule of Expenditures of Federal Awards..... | 80 | H-1 |
| Notes to Schedule of Expenditures of Federal Awards | 81 | |

CERTIFICATE OF BOARD

Alvarado Independent School District Johnson 126-901
Name of School District County County – District Number

We, the undersigned, certify that the attached financial reports of the above-named school district were reviewed and (✓) approved () disapproved for the year ended August 31, 2021, at a meeting of the Board of School Trustees of such school district on the 10th day of January, 2022.



Signature of Board Secretary



Signature of Board President

If the auditor's report was disapproved, the reason(s) therefore is/are (attach list if necessary):

FINANCIAL SECTION



Independent Auditor's Report

Board of School Trustees
Alvarado Independent School District
Alvarado, Texas

We have audited the accompanying financial statements of the governmental activities, the business-type activities, each major fund, and the aggregate remaining fund information of Alvarado Independent School District (the District), as of and for the year ended August 31, 2021, and the related notes to the financial statements, which collectively comprise the District's basic financial statements as listed in the table of contents.

Management's Responsibility for the Financial Statements

Management is responsible for the preparation and fair presentation of these financial statements in accordance with accounting principles generally accepted in the United States of America; this includes the design, implementation, and maintenance of internal control relevant to the preparation and fair presentation of financial statements that are free from material misstatement, whether due to fraud or error.

Auditor's Responsibility

Our responsibility is to express opinions on these financial statements based on our audit. We conducted our audit in accordance with auditing standards generally accepted in the United States of America and the standards applicable to financial audits contained in *Government Auditing Standards*, issued by the Comptroller General of the United States. Those standards require that we plan and perform the audit to obtain reasonable assurance about whether the financial statements are free from material misstatement.

An audit involves performing procedures to obtain audit evidence about the amounts and disclosures in the financial statements. The procedures selected depend on the auditor's judgment, including the assessment of the risks of material misstatement of the financial statements, whether due to fraud or error. In making those risk assessments, the auditor considers internal control relevant to the entity's preparation and fair presentation of the financial statements in order to design audit procedures that are appropriate in the circumstances, but not for the purpose of expressing an opinion on the effectiveness of the entity's internal control. Accordingly, we express no such opinion. An audit also includes evaluating the appropriateness of accounting policies used and the reasonableness of significant accounting estimates made by management, as well as evaluating the overall presentation of the financial statements.

We believe that the audit evidence we have obtained is sufficient and appropriate to provide a basis for our audit opinions.

Opinions

In our opinion, the financial statements referred to above present fairly, in all material respects, the respective financial position of the governmental activities, the business-type activities, each major fund, and the aggregate remaining fund information of the District, as of August 31, 2021, and the respective changes in financial position and, where applicable, cash flows thereof for the year then ended in accordance with accounting principles generally accepted in the United States of America.

Other Matters

Required Supplementary Information

Accounting principles generally accepted in the United States of America require that the management's discussion and analysis, budgetary comparison information, schedules of the District's proportionate share of the net pension and net OPEB, and schedules of District contributions for pension and OPEB, be presented to supplement the basic financial statements. Such information, although not a part of the basic financial statements, is required by the Governmental Accounting Standards Board, who considers it to be an essential part of financial reporting for placing the basic financial statements in an appropriate operational, economic, or historical context. We have applied certain limited procedures to the required supplementary information in accordance with auditing standards generally accepted in the United States of America, which consisted of inquiries of management about the methods of preparing the information and comparing the information for consistency with management's responses to our inquiries, the basic financial statements, and other knowledge we obtained during our audit of the basic financial statements. We do not express an opinion or provide any assurance on the information because the limited procedures do not provide us with sufficient evidence to express an opinion or provide any assurance.

Other Information

Our audit was conducted for the purpose of forming opinions on the financial statements that collectively comprise the District's basic financial statements. The introductory section, combining and individual fund statements and schedules, and required Texas Education Agency schedules are presented for purposes of additional analysis and are not a required part of the basic financial statements.

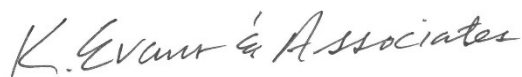
The schedule of expenditures of federal awards is presented for purposes of additional analysis as required Title 2 U.S. *Code of Federal Regulations* (CFR) Part 200, *Uniform Administrative Requirements, Cost Principles, and Audit Requirements for Federal Awards*, and is also not a required part of the basic financial statements.

The combining and individual fund statements and schedules, required Texas Education Agency schedules, and the schedule of expenditures of federal awards are the responsibility of management and were derived from and relate directly to the underlying accounting and other records used to prepare the basic financial statements. Such information has been subjected to the auditing procedures applied in the audit of the basic financial statements and certain additional procedures, including comparing and reconciling such information directly to the underlying accounting and other records used to prepare the basic financial statements or to the basic financial statements themselves, and other additional procedures in accordance with auditing standards generally accepted in the United States of America. In our opinion, the schedules, and the schedule of expenditures of federal awards are fairly stated in all material respects in relation to the basic financial statements as a whole.

The introductory and statistical sections have not been subjected to the auditing procedures applied in the audit of the basic financial statements and, accordingly, we do not express an opinion or provide any assurance on them.

Other Reporting Required by Government Auditing Standards

In accordance with Government Auditing Standards, we have also issued our report dated December 4, 2020 on our consideration of the District's internal control over financial reporting and on our tests of its compliance with certain provisions of laws, regulations, contracts, and grant agreements and other matters. The purpose of that report is to describe the scope of our testing of internal control over financial reporting and compliance and the results of that testing, and not to provide an opinion on internal control over financial reporting or on compliance. That report is an integral part of an audit performed in accordance with Government Auditing Standards in considering Alvarado Independent School District's internal control over financial reporting and compliance.



K. Evans & Associates, CPA's

Frisco, TX
January 6, 2022

ALVARADO INDEPENDENT SCHOOL DISTRICT

Management's Discussion and Analysis

Year Ended August 31, 2021

This section of the **Alvarado Independent School District** annual financial report presents our discussion and analysis of the District's financial performance during the fiscal year ended August 31, 2021. Please read it in conjunction with the District's financial statements, which follow this section.

OVERVIEW OF THE FINANCIAL STATEMENTS

This annual report consists of a series of financial statements. The government-wide financial statements include the Statement of Net Position (Exhibit A-1, page 10) and the Statement of Activities (Exhibit B-1, page 11). These provide information about the activities of the District as a whole and present a longer-term view of the District's property and debt obligations and other financial matters. They reflect the flow of total economic resources in a manner similar to the financial reports of a business enterprise.

Fund financial statements (starting with Exhibit C-1, page 12) report the District's operations in more detail than the government-wide statements by providing information about the District's most significant funds. For governmental activities, these statements tell how services were financed in the short term as well as what resources remain for future spending. They reflect the flow of current financial resources, and supply the basis for tax levies and the appropriations budget. The remaining statements, fiduciary statements, provide financial information about activities for which the District acts solely as a trustee or agent for the benefit of those outside of the District.

The notes to the financial statements (starting on page 21, following Exhibit D-2) provide narrative explanations or additional data needed for full disclosure in the government-wide statements of the fund financial statements.

The combining statements for non-major funds contain even more information about the District's individual funds. These are not required by TEA (Texas Education Agency) and are contained in Exhibits F-1 and F-2, pages 58-64.

The sections labeled "Required T.E.A. Schedules" and "Federal Awards Section" contain data used by monitoring or regulatory agencies for assurance that the District is using funds supplied in compliance with the terms of grants.

REPORTING THE DISTRICT AS A WHOLE

Government-Wide Statements: The Statement of Net Position & the Statement of Activities

The government-wide statements report information about the District as a whole using accounting methods similar to those used by private-sector companies. The Statement of Net Position, Exhibit A-1, includes all of the government's assets and liabilities. The Statement of Activities, Exhibit B-1, accounts for all of the current period's revenues and expenses.

The two government-wide statements report the District's *Net Position* and how they have changed. Net Position, the difference between the District's assets and liabilities, are one way to measure the District's financial health or position.

- Over time, increases or decreases in the District's Net Position are an indicator of whether its financial health is improving or deteriorating, respectively.
- To assess the overall financial health of the District, one should consider additional non-financial factors such as changes in the District's tax base.

Within the government-wide financial statements of the District, most of the District's basic services are included, such as instruction, extracurricular activities, curriculum and staff development, health services, and general administration. Property taxes, grants and state revenues finance most of the activities.

ALVARADO INDEPENDENT SCHOOL DISTRICT

Management's Discussion and Analysis

Year Ended August 31, 2021

REPORTING THE DISTRICT'S MOST SIGNIFICANT FUNDS

Fund Financial Statements

The fund financial statements provide more detailed information about the District's most significant funds, not the District as a whole. Funds are accounting devices that the District uses to keep track of specific sources of funding and spending for particular purposes.

- Some funds are required by State law and bond covenants
- Other funds are established to control and manage money for particular purposes or to show that the District is properly using certain taxes and grants.

The District has two kinds of funds:

- *Governmental Funds* – Most of the District's basic services are reported in governmental funds. These use modified accrual accounting (a method that measures the receipt and disbursement of cash and all other financial assets that can be readily converted to cash) and report balances at the end of the fiscal year. The governmental funds statements provide a detailed, short-term view of the District's general operations and the basic services it provides. The differences between governmental activities (reported in the Statement of Net Position and the Statement of Activities) and governmental funds are described in reconciliation narratives following each of the fund financial statements. (See Exhibits C-2 and C-4, pages 15 and 18)
- *Fiduciary Funds* – The District is the trustee, or *fiduciary*, for money raised by student activities. All of the District's fiduciary activities are reported in the Statement of Fiduciary Net Position, Exhibit D-1, on page 19, and Statement of Changes in Fiduciary Net Position, Exhibit D-2, on page 20.

FINANCIAL ANALYSIS OF THE DISTRICT AS A WHOLE

Table A-1
The District's Net Position

Net Position. The District's combined Net Position was (\$11,243,531) on August 31, 2021.

| | August 31, 2021 | August 31, 2020 | Percentage Change |
|--------------------------------|-----------------|-----------------|-------------------|
| Current Assets | \$ 25,767,241 | \$ 33,801,717 | -23.77% |
| Capital Assets | 72,092,946 | 69,011,123 | 4.47% |
| Total Assets | 97,860,187 | 102,812,840 | -4.82% |
| Deferred Outflows of Resources | 10,235,089 | 8,948,366 | 14.38% |
| Current Liabilities | 1,969,555 | 7,892,041 | -75.04% |
| Long-term Liabilities | 108,716,077 | 107,565,842 | 1.07% |
| Total Liabilities | 110,685,632 | 115,457,883 | -4.13% |
| Deferred Inflows of Resources | 8,653,175 | 6,767,917 | 27.86% |
| Net Position: | | | |
| Net Invested in Capital Assets | (10,504,363) | 75,217 | 14065.41% |
| Restricted | 6,847,126 | 14,242,262 | -51.92% |
| Unrestricted | (7,586,294) | (24,782,073) | -69.39% |
| Total Net Position | \$ (11,243,531) | \$ (10,464,594) | 7.44% |

ALVARADO INDEPENDENT SCHOOL DISTRICT

Management's Discussion and Analysis

Year Ended August 31, 2021

**Table A-2
Change in Net Position**

| | Fiscal Year 08/31/21 | Fiscal Year 08/31/20 | Percentage Change |
|--|-------------------------|-------------------------|----------------------|
| Revenues: | | | |
| Program Revenues | | | |
| Charges for Services | \$ 1,037,156 | \$ 731,512 | 41.78% |
| Operating Grants & Contributions | 4,424,832 | 6,776,283 | -34.70% |
| Total Program Revenues | <u>5,461,988</u> | <u>7,507,795</u> | -27.25% |
| General Revenues | | | |
| Property Taxes | 21,537,426 | 21,132,266 | 1.92% |
| State Aid Formula | 17,506,283 | 16,442,388 | 6.47% |
| Investment Earnings | 17,617 | 326,791 | -94.61% |
| Other | 2,731,552 | 614,729 | 344.35% |
| Total General Revenue | <u>41,792,878</u> | <u>38,516,174</u> | 8.51% |
| Total Revenues | <u>47,254,866</u> | <u>46,023,969</u> | 2.67% |
| Expenses: | | | |
| Instruction | 25,961,040 | 25,871,232 | 0.35% |
| Instruction Resources & Media Services | 209,892 | 216,464 | -3.04% |
| Curriculum and Staff Development | 539,350 | 570,532 | -5.47% |
| Instructional Leadership | 523,921 | 552,052 | -5.10% |
| School Leadership | 1,860,709 | 1,824,253 | 2.00% |
| Guidance, Counseling & Evaluation Services | 1,253,986 | 1,286,290 | -2.51% |
| Social Work Services | 283,194 | 232,553 | 21.78% |
| Health Services | 335,335 | 329,162 | 1.88% |
| Student Transportation | 1,602,917 | 1,509,290 | 6.20% |
| Food Services | 2,135,686 | 1,657,955 | 28.81% |
| Extracurricular Activities | 1,713,991 | 1,848,030 | -7.25% |
| General Administration | 1,455,531 | 1,460,707 | -0.35% |
| Facilities Maintenance & Operations | 4,345,109 | 4,329,465 | 0.36% |
| Security and Monitoring Services | 296,439 | 407,503 | -27.25% |
| Data Processing Services | 1,332,895 | 1,534,324 | -13.13% |
| Community Services | 240,685 | 239,016 | 0.70% |
| Debt Service - Interest on Long Term Debt | 3,510,976 | 2,450,907 | 43.25% |
| Debt Service - Bond Issuance Cost and Fees | 432,147 | 292,007 | 47.99% |
| Payments Related to Shared Services Arrangements | - | 212,244 | -100.00% |
| Total Expenses | <u>48,033,803</u> | <u>46,823,986</u> | 2.58% |
| Increase/(Decrease) in Net Position | (778,937) | (800,017) | |
| Beginning Net Position | <u>(10,464,594)</u> | <u>(9,664,577)</u> | |
| Ending Net Position | <u>\$ (11,243,531)</u> | <u>\$ (10,464,594)</u> | |

ALVARADO INDEPENDENT SCHOOL DISTRICT

Management’s Discussion and Analysis

Year Ended August 31, 2021

The property tax maintenance and operation was reduced to \$0.9664 as part of the State Legislature’s HB3. This reduction in maintenance and operation tax rate was to help reduce taxes for property owners. The state increased the state aid funds to help offset the amount in which the District would no longer be receiving in local tax revenues. The school board voted to keep the Interest & Sinking tax rate to \$0.50 to help pay off existing debt at a faster rate.

Tax Rate History

| Year | M&O | I&S | Total |
|-------------|----------------|----------------|--------------|
| 2011 | 1.0400 | 0.2760 | 1.3160 |
| 2012 | 1.0400 | 0.2760 | 1.3160 |
| 2013 | 1.0400 | 0.2760 | 1.3160 |
| 2014 | 1.0400 | 0.4210 | 1.4610 |
| 2015 | 1.0400 | 0.4210 | 1.4610 |
| 2016 | 1.0400 | 0.4210 | 1.4610 |
| 2017 | 1.0400 | 0.4210 | 1.4610 |
| 2018 | 1.0400 | 0.4210 | 1.4610 |
| 2019 | 1.0400 | 0.4210 | 1.4610 |
| 2020 | 0.9700 | 0.5000 | 1.4700 |
| 2021 | 0.9664 | 0.5000 | 1.4664 |

FINANCIAL ANALYSIS OF THE DISTRICT’S FUNDS

As the District completed the year, its governmental funds (as presented in the balance sheet on Exhibit C-1, pages 12-13) reported a combined fund balance in the General Fund of \$15,118,537. The fund balance increased 2% over the previous year.

The general fund ended the year with a increase of \$295,997 and an ending fund balance of \$15,118,537. The major factor affecting the increase was the use of ESSER II federal funds that were allowed to be used for under “hold harmless” due to the decrease in average daily attendance (ADA). This decrease in ADA was due to the impacts of COVID-19. The annual budget serves as the foundation for the District’s financial planning and control. A major financial goal for the District is for the fund balance to be 25% of the expenditures and to improve budgetary controls to meet the current and future needs of the district.

General Fund Budgetary Highlights

During the course of the year, the District reviews and revises its budget on a monthly basis in accordance with TEA FARG standards. At fiscal year-end 2021, the ending fund balance of \$15,118,537 represents 43.0% of the 2020-2021 operating expenditures.

| Year | ADA | Fund Balance | Change |
|-------------|------------|---------------------|---------------|
| 2010-2011 | 3,270 | 13,407,285 | 632,545 |
| 2011-2012 | 3,148 | 15,018,593 | 1,611,308 |
| 2012-2013 | 3,218 | 15,274,390 | 255,797 |
| 2013-2014 | 3,272 | 14,920,814 | (353,576) |
| 2014-2015 | 3,330 | 16,136,190 | 1,215,376 |
| 2015-2016 | 3,385 | 14,555,816 | (1,580,374) |
| 2016-2017 | 3,480 | 14,231,143 | (324,673) |
| 2017-2018 | 3,491 | 15,249,329 | 1,018,186 |
| 2018-2019 | 3,420 | 15,768,281 | 518,952 |
| 2019-2020 | 3,333 | 14,822,540 | (945,741) |
| 2020-2021 | 3,321 | 15,118,537 | 295,997 |

ALVARADO INDEPENDENT SCHOOL DISTRICT

Management's Discussion and Analysis
Year Ended August 31, 2021

CAPITAL ASSETS & DEBT ADMINISTRATION

At the end of fiscal year 2020, the District had invested \$136,846,121 in a broad range of capital assets, including land, equipment, and buildings. (See Table A-3) Additional information on capital assets is contained in the Notes to the Financial Statements.

Table A-3
District Capital Assets
Governmental Activities

| | August 31, 2021 | August 31, 2020 | Percentage Change |
|--------------------------------|----------------------|----------------------|----------------------|
| Land | \$ 2,205,867 | \$ 2,205,867 | 0.00% |
| Buildings & Improvements | 125,051,283 | 120,257,451 | 3.99% |
| Furniture & Equipment | 9,812,523 | 9,668,754 | 1.49% |
| Construction in Progress | 7,000,547 | 4,714,049 | 100.00% |
| Total Historical Cost | <u>144,070,220</u> | <u>136,846,121</u> | 5.28% |
| Total Accumulated Depreciation | <u>(71,977,274)</u> | <u>(67,834,998)</u> | -6.11% |
| Net Capital Assets | <u>\$ 72,092,946</u> | <u>\$ 69,011,123</u> | 4.47% |

Table A-4
Long Term Debt
Governmental Activities

| | August 31, 2021 | August 31, 2020 | Percentage Change |
|-------------------|----------------------|----------------------|----------------------|
| Bonds Payable | \$ 73,159,000 | \$ 77,972,000 | -6.17% |
| Bond Premium | 7,112,548 | 3,066,142 | 131.97% |
| Accreted Interest | 9,132,030 | 9,505,761 | -3.93% |
| Total Debt | <u>\$ 89,403,578</u> | <u>\$ 90,543,903</u> | -1.26% |

ECONOMIC FACTORS

Alvarado is located in Johnson County and over the years has been a farming and ranching area. During the period covering fiscal years 2002 through 2010, the District grew increasingly wealthy. Property values decreased from 2011-2018 by 32.08%. A large part of the decrease was due to the Market Values for oil, gas, and minerals. The past three years, values have increased by a total of 20%. The District is located at the crossroads of Interstate Highway 35W and U.S. Highway 67, and recent economic development activity in the District has also been associated with the transportation Commercial corridor that runs through the District.

CONTACTING THE DISTRICT'S FINANCIAL MANAGEMENT

This financial report is designed to provide our citizens, taxpayers, customers, investors, and creditors with a general overview of the District's finances, and to demonstrate the District's accountability for the money it receives. If you have questions about this report or need additional financial information, contact the District's Finance Office at (817) 783-6800.

This page left blank intentionally.

BASIC FINANCIAL STATEMENTS

ALVARADO INDEPENDENT SCHOOL DISTRICT
STATEMENT OF NET POSITION
AUGUST 31, 2021

EXHIBIT A-1

| Data Control Codes | Primary Government Governmental Activities |
|---|--|
| ASSETS | |
| 1110 Cash and Cash Equivalents | \$ 3,126,551 |
| 1120 Current Investments | 18,645,485 |
| 1220 Property Taxes - Delinquent | 2,106,695 |
| 1230 Allowance for Uncollectible Taxes | (39,479) |
| 1240 Due from Other Governments | 1,394,130 |
| 1290 Other Receivables, Net | 9,545 |
| 1410 Prepayments | 524,314 |
| Capital Assets: | |
| 1510 Land | 2,205,867 |
| 1520 Buildings, Net | 61,623,854 |
| 1530 Furniture and Equipment, Net | 1,262,678 |
| 1580 Construction in Progress | 7,000,547 |
| 1000 Total Assets | 97,860,187 |
| DEFERRED OUTFLOWS OF RESOURCES | |
| 1701 Deferred Charge for Refunding | 3,569,166 |
| 1705 Deferred Outflow Related to TRS Pension | 3,968,630 |
| 1706 Deferred Outflow Related to TRS OPEB | 2,697,293 |
| 1700 Total Deferred Outflows of Resources | 10,235,089 |
| LIABILITIES | |
| 2110 Accounts Payable | 297,774 |
| 2140 Interest Payable | 106,572 |
| 2160 Accrued Wages Payable | 1,236,229 |
| 2190 Due to Student Groups | 109 |
| 2200 Accrued Expenses | 328,871 |
| Noncurrent Liabilities: | |
| 2501 Due Within One Year: Loans, Note, Leases, etc. | 6,851,998 |
| Due in More than One Year: | |
| 2502 Bonds, Notes, Leases, etc. | 82,551,580 |
| 2540 Net Pension Liability (District's Share) | 9,716,617 |
| 2545 Net OPEB Liability (District's Share) | 9,595,882 |
| 2000 Total Liabilities | 110,685,632 |
| DEFERRED INFLOWS OF RESOURCES | |
| 2601 Unavailable Revenue - Property Taxes | 301 |
| 2605 Deferred Inflow Related to TRS Pension | 1,626,229 |
| 2606 Deferred Inflow Related to TRS OPEB | 7,026,645 |
| 2600 Total Deferred Inflows of Resources | 8,653,175 |
| NET POSITION | |
| 3200 Net Investment in Capital Assets | (10,504,363) |
| Restricted: | |
| 3820 Restricted for Federal and State Programs | 878,016 |
| 3850 Restricted for Debt Service | 2,057,230 |
| 3860 Restricted for Capital Projects | 3,911,880 |
| 3900 Unrestricted | (7,586,294) |
| 3000 Total Net Position | \$ (11,243,531) |

The notes to the financial statements are an integral part of this statement.

ALVARADO INDEPENDENT SCHOOL DISTRICT
STATEMENT OF ACTIVITIES
FOR THE YEAR ENDED AUGUST 31, 2021

Net (Expense)
Revenue and
Changes in Net
Position

| Data Control Codes | 1 | Program Revenues | | 6 | |
|----------------------------|--|-------------------------|--|--|-----------------|
| | | 3 | 4 | | |
| | Expenses | Charges for Services | Operating Grants and Contributions | Primary Gov. Governmental Activities | |
| Primary Government: | | | | | |
| GOVERNMENTAL ACTIVITIES: | | | | | |
| 11 | Instruction | \$ 25,961,040 | \$ 206,783 | \$ 2,293,165 | \$ (23,461,092) |
| 12 | Instructional Resources and Media Services | 209,892 | - | - | (209,892) |
| 13 | Curriculum and Instructional Staff Development | 539,350 | - | 74,313 | (465,037) |
| 21 | Instructional Leadership | 523,921 | - | - | (523,921) |
| 23 | School Leadership | 1,860,709 | - | 72,218 | (1,788,491) |
| 31 | Guidance, Counseling, and Evaluation Services | 1,253,986 | - | 80,383 | (1,173,603) |
| 32 | Social Work Services | 283,194 | - | - | (283,194) |
| 33 | Health Services | 335,335 | - | 424 | (334,911) |
| 34 | Student (Pupil) Transportation | 1,602,917 | - | 23,321 | (1,579,596) |
| 35 | Food Services | 2,135,686 | 174,881 | 1,539,187 | (421,618) |
| 36 | Extracurricular Activities | 1,713,991 | 147,443 | 2,950 | (1,563,598) |
| 41 | General Administration | 1,455,531 | 495,544 | - | (959,987) |
| 51 | Facilities Maintenance and Operations | 4,345,109 | 12,505 | 328,591 | (4,004,013) |
| 52 | Security and Monitoring Services | 296,439 | - | - | (296,439) |
| 53 | Data Processing Services | 1,332,895 | - | 10,280 | (1,322,615) |
| 61 | Community Services | 240,685 | - | - | (240,685) |
| 72 | Debt Service - Interest on Long-Term Debt | 3,510,976 | - | - | (3,510,976) |
| 73 | Debt Service - Bond Issuance Cost and Fees | 432,147 | - | - | (432,147) |
| | [TP] TOTAL PRIMARY GOVERNMENT: | \$ 48,033,803 | \$ 1,037,156 | \$ 4,424,832 | (42,571,815) |

| Data Control Codes | General Revenues: | |
|--------------------------|--|-----------------|
| | Taxes: | |
| MT | Property Taxes, Levied for General Purposes | 14,194,327 |
| DT | Property Taxes, Levied for Debt Service | 7,343,099 |
| SF | State Aid - Formula Grants | 17,506,283 |
| GC | Grants and Contributions not Restricted | 2,352,676 |
| IE | Investment Earnings | 17,617 |
| MI | Miscellaneous Local and Intermediate Revenue | 378,876 |
| TR | Total General Revenues | 41,792,878 |
| CN | Change in Net Position | (778,937) |
| NB | Net Position - Beginning | (10,464,594) |
| NE | Net Position - Ending | \$ (11,243,531) |

The notes to the financial statements are an integral part of this statement.

ALVARADO INDEPENDENT SCHOOL DISTRICT
BALANCE SHEET
GOVERNMENTAL FUNDS
AUGUST 31, 2021

| Data Control Codes | 10 General Fund | 50 Debt Service Fund | 60 Capital Projects |
|--|-----------------------|----------------------------|---------------------------|
| ASSETS | | | |
| 1110 Cash and Cash Equivalents | \$ 2,979,845 | \$ 109,769 | \$ 5,140 |
| 1120 Investments - Current | 12,042,757 | 1,366,634 | 4,235,611 |
| 1220 Property Taxes - Delinquent | 1,561,126 | 545,569 | - |
| 1230 Allowance for Uncollectible Taxes | (29,473) | (10,006) | - |
| 1240 Due from Other Governments | 448,117 | - | - |
| 1260 Due from Other Funds | 499,403 | - | - |
| 1290 Other Receivables | 8,750 | - | - |
| 1410 Prepayments | 525,534 | - | - |
| 1000 Total Assets | <u>\$ 18,036,059</u> | <u>\$ 2,011,966</u> | <u>\$ 4,240,751</u> |
| LIABILITIES | | | |
| 2110 Accounts Payable | \$ 297,774 | \$ - | \$ - |
| 2150 Payroll Deductions and Withholdings Payable | (3,528) | - | - |
| 2160 Accrued Wages Payable | 1,194,526 | - | - |
| 2170 Due to Other Funds | (15,849) | - | - |
| 2190 Due to Student Groups | 108 | - | - |
| 2200 Accrued Expenditures | - | - | 328,871 |
| 2000 Total Liabilities | <u>1,473,031</u> | <u>-</u> | <u>328,871</u> |
| DEFERRED INFLOWS OF RESOURCES | | | |
| 2601 Unavailable Revenue - Property Taxes | 1,444,491 | 490,299 | - |
| 2600 Total Deferred Inflows of Resources | <u>1,444,491</u> | <u>490,299</u> | <u>-</u> |
| FUND BALANCES | | | |
| Nonspendable Fund Balance: | | | |
| 3430 Prepaid Items | 525,534 | - | - |
| Restricted Fund Balance: | | | |
| 3450 Federal or State Funds Grant Restriction | - | - | - |
| 3470 Capital Acquisition and Contractual Obligation | - | - | 3,911,880 |
| 3480 Retirement of Long-Term Debt | - | 1,521,667 | - |
| 3600 Unassigned Fund Balance | 14,593,003 | - | - |
| 3000 Total Fund Balances | <u>15,118,537</u> | <u>1,521,667</u> | <u>3,911,880</u> |
| 4000 Total Liabilities, Deferred Inflows & Fund Balances | <u>\$ 18,036,059</u> | <u>\$ 2,011,966</u> | <u>\$ 4,240,751</u> |

The notes to the financial statements are an integral part of this statement.

| Other Funds | Total Governmental Funds |
|---------------------|--------------------------------|
| \$ 31,797 | \$ 3,126,551 |
| 1,000,483 | 18,645,485 |
| - | 2,106,695 |
| - | (39,479) |
| 946,013 | 1,394,130 |
| - | 499,403 |
| 795 | 9,545 |
| (1,220) | 524,314 |
| <u>\$ 1,977,868</u> | <u>\$ 26,266,644</u> |
| | |
| \$ - | \$ 297,774 |
| 3,528 | - |
| 41,703 | 1,236,229 |
| 515,253 | 499,404 |
| - | 108 |
| - | 328,871 |
| <u>560,484</u> | <u>2,362,386</u> |
| | |
| - | 1,934,790 |
| | |
| - | 1,934,790 |
| | |
| (1,220) | 524,314 |
| 878,016 | 878,016 |
| - | 3,911,880 |
| - | 1,521,667 |
| 540,588 | 15,133,591 |
| <u>1,417,384</u> | <u>21,969,468</u> |
| | |
| <u>\$ 1,977,868</u> | <u>\$ 26,266,644</u> |

This page left blank intentionally.

ALVARADO INDEPENDENT SCHOOL DISTRICT
RECONCILIATION OF THE GOVERNMENTAL FUNDS BALANCE SHEET TO THE
STATEMENT OF NET POSITION
AUGUST 31, 2021

EXHIBIT C-2

| | | |
|--|-----------|---------------------|
| Total Fund Balances - Governmental Funds | \$ | 21,969,468 |
| 1 Capital assets used in governmental activities are not financial resources and therefore are not reported in governmental funds. At the beginning of the year, the cost of these assets was \$136,846,121 and the accumulated depreciation was (\$67,834,998). In addition, long-term liabilities, including bonds payable of (\$77,972,000), are not due and payable in the current period, and, therefore are not reported as liabilities in the funds. The net effect of including the beginning balances for capital assets (net of depreciation) and long-term debt in the governmental activities is to decrease net position. | | (8,960,877) |
| 2 Current year capital outlays of \$7,224,099 and long-term debt principal payments of \$4,813,000 are expenditures in the fund financial statements, but they should be shown as increases in capital assets and reductions in long-term debt in the government-wide financial statements. The net effect of including the current year capital outlays and debt principal payments is to increase net position. | | 12,037,099 |
| 3 The current year depreciation expense increases accumulated depreciation. The net effect of the current year's depreciation is to decrease net position. | | (4,142,276) |
| 4 Accrued interest payable on long-term debt is not reflected on the fund financial statements, but is included on the government-wide financial statements. The effect of showing accrued interest payable is to decrease net position. | | (106,572) |
| 5 Accreted interest on capital appreciation bonds has not been included on the fund financial statements, but is included on the government-wide financial statements. The effect of including the accreted interest is to decrease net position. | | (9,132,030) |
| 6 Included in the items related to debt is the recognition of the District's proportionate share of the net pension liability required by GASB 68. The net position related to TRS included a Deferred Resource Outflow in the amount of \$5,116,735, a Deferred Resource Inflow in the amount of (\$1,646,000), and a Net Pension Liability in the amount of (\$9,971,194). The net effect of including the GASB 68 adjustment is a decrease to net position. | | (7,374,216) |
| 7 Included in the items related to debt is the recognition of the District's proportionate share of the net OPEB liability required by GASB 75. The net position related to TRS included a Deferred Resource Outflow in the amount of \$2,903,053, a Deferred Resource Inflow in the amount of (\$5,121,617), and a Net OPEB Liability in the amount of (\$11,838,745). The net effect of including the GASB 75 adjustment is a decrease to net position. | | (13,925,234) |
| 8 Various other reclassifications and eliminations are necessary to convert from the modified accrual basis of accounting to accrual basis of accounting. These include recognizing unavailable revenue from property taxes as revenue, eliminating interfund transactions, reclassifying the proceeds of bond sales as an increase in bonds payable, and recognizing the liabilities associated with maturing long-term debt and interest. The net effect of these reclassifications and recognitions is to increase net position. | | (1,608,893) |
| 19 Net Position of Governmental Activities | \$ | (11,243,531) |

The notes to the financial statements are an integral part of this statement.

ALVARADO INDEPENDENT SCHOOL DISTRICT
STATEMENT OF REVENUES, EXPENDITURES, AND CHANGES IN FUND BALANCES
GOVERNMENTAL FUNDS
FOR THE YEAR ENDED AUGUST 31, 2021

| Data Control Codes | 10 General Fund | 50 Debt Service Fund | 60 Capital Projects |
|--|-----------------------|----------------------------|---------------------------|
| REVENUES: | | | |
| 5700 Total Local and Intermediate Sources | \$ 15,113,315 | \$ 7,347,930 | \$ 5,885 |
| 5800 State Program Revenues | 18,817,786 | 81,231 | - |
| 5900 Federal Program Revenues | 717,999 | - | - |
| 5020 Total Revenues | <u>34,649,100</u> | <u>7,429,161</u> | <u>5,885</u> |
| EXPENDITURES: | | | |
| Current: | | | |
| 0011 Instruction | 19,738,716 | - | - |
| 0012 Instructional Resources and Media Services | 128,439 | - | - |
| 0013 Curriculum and Instructional Staff Development | 446,313 | - | - |
| 0021 Instructional Leadership | 508,249 | - | - |
| 0023 School Leadership | 1,730,508 | - | - |
| 0031 Guidance, Counseling, and Evaluation Services | 1,130,206 | - | - |
| 0032 Social Work Services | 275,080 | - | - |
| 0033 Health Services | 326,734 | - | - |
| 0034 Student (Pupil) Transportation | 1,475,432 | - | - |
| 0035 Food Services | 4,919 | - | - |
| 0036 Extracurricular Activities | 1,099,411 | - | - |
| 0041 General Administration | 1,365,194 | - | - |
| 0051 Facilities Maintenance and Operations | 3,757,817 | - | - |
| 0052 Security and Monitoring Services | 286,212 | - | - |
| 0053 Data Processing Services | 1,283,192 | - | - |
| 0061 Community Services | 234,633 | - | - |
| Debt Service: | | | |
| 0071 Principal on Long-Term Debt | 390,000 | 5,368,000 | - |
| 0072 Interest on Long-Term Debt | 108,550 | 1,835,125 | - |
| 0073 Bond Issuance Cost and Fees | - | 432,147 | - |
| Capital Outlay: | | | |
| 0081 Facilities Acquisition and Construction | 63,498 | - | 7,468,681 |
| 6030 Total Expenditures | <u>34,353,103</u> | <u>7,635,272</u> | <u>7,468,681</u> |
| 1100 Excess (Deficiency) of Revenues Over (Under) Expenditures | <u>295,997</u> | <u>(206,111)</u> | <u>(7,462,796)</u> |
| OTHER FINANCING SOURCES (USES): | | | |
| 7901 Refunding Bonds Issued | - | 35,285,000 | - |
| 7916 Premium or Discount on Issuance of Bonds | - | 4,682,625 | - |
| 8940 Payment to Bond Refunding Escrow Agent (Use) | - | (39,540,333) | - |
| 7080 Total Other Financing Sources (Uses) | <u>-</u> | <u>427,292</u> | <u>-</u> |
| 1200 Net Change in Fund Balances | 295,997 | 221,181 | (7,462,796) |
| 0100 Fund Balance - September 1 (Beginning) | <u>14,822,540</u> | <u>1,300,486</u> | <u>11,374,676</u> |
| 3000 Fund Balance - August 31 (Ending) | <u>\$ 15,118,537</u> | <u>\$ 1,521,667</u> | <u>\$ 3,911,880</u> |

The notes to the financial statements are an integral part of this statement.

| Other Funds | Total Governmental Funds |
|----------------|--------------------------------|
| \$ 268,291 | \$ 22,735,421 |
| 257,519 | 19,156,536 |
| 4,167,313 | 4,885,312 |
| 4,693,123 | 46,777,269 |
| 2,343,014 | 22,081,730 |
| 10,196 | 138,635 |
| 74,313 | 520,626 |
| 716 | 508,965 |
| 72,218 | 1,802,726 |
| 81,608 | 1,211,814 |
| - | 275,080 |
| 424 | 327,158 |
| 23,321 | 1,498,753 |
| 1,873,513 | 1,878,432 |
| 36,255 | 1,135,666 |
| 6,283 | 1,371,477 |
| 330,203 | 4,088,020 |
| - | 286,212 |
| 13,467 | 1,296,659 |
| 113 | 234,746 |
| - | 5,758,000 |
| - | 1,943,675 |
| - | 432,147 |
| - | 7,532,179 |
| 4,865,644 | 54,322,700 |
| (172,521) | (7,545,431) |
| - | 35,285,000 |
| - | 4,682,625 |
| - | (39,540,333) |
| - | 427,292 |
| (172,521) | (7,118,139) |
| 1,589,905 | 29,087,607 |
| \$ 1,417,384 | \$ 21,969,468 |

ALVARADO INDEPENDENT SCHOOL DISTRICT
RECONCILIATION OF THE GOVERNMENTAL FUNDS STATEMENT OF REVENUES, EXPENDITURES,
AND CHANGES IN FUND BALANCES TO THE STATEMENT OF ACTIVITIES
FOR THE YEAR ENDED AUGUST 31, 2021

EXHIBIT C-4

| | |
|---|---------------------|
| Total Net Change in Fund Balances - Governmental Funds | \$ (7,118,139) |
| Current year capital outlays of \$7,224,099 and long-term debt principal payments of \$4,813,000 are expenditures in the fund financial statements, but they should be shown as increases in capital assets and reductions in long-term debt in the government-wide financial statements. The net effect of removing the current year capital outlays and debt principal payments is to increase net position. | 12,037,099 |
| Depreciation is not recognized as an expense in governmental funds since it does not require the use of current financial resources. The net effect of the current year's depreciation is to decrease net position. | (4,142,276) |
| Accrued interest payable on long-term debt is not shown on the fund financial statements, but is included on the government-wide financial statements. The net effect of showing the accrued interest payable is to decrease net position. | (17,506) |
| Accreted interest on capital appreciation bonds is not included on the fund financial statements, but is included on the government-wide financial statements. The net effect of including accreted interest is to increase net position. | 373,731 |
| GASB 68 required that certain expenditures be de-expended and recorded as deferred resource outflows. These contributions made after the measurement date of the plan caused the change in the ending net position to increase in the amount of \$777,873. Contributions made before the measurement date and during the previous fiscal year were also expended and recorded as a reduction in net pension liability for the District. This caused a decrease in the change in net position totaling (\$748,100). Finally, the District's proportionate share of the TRS pension expense on the the plan as a whole had to be recorded. The net pension expense decreased the change in net position by (\$903,530). The net effect of including the GASB 68 adjustment is to decrease net position. | (873,757) |
| GASB 75 required that certain expenditures be de-expended and recorded as deferred resource outflows. These contributions made after the measurement date of the plan caused the change in the ending net position to increase in the amount of \$201,668. Contributions made before the measurement date and during the previous fiscal year were also expended and recorded as a reduction in net OPEB liability for the District. This caused a decrease in the change in net position totaling (\$190,892). Finally, the District's proportionate share of the TRS OPEB expense on the the plan as a whole had to be recorded. The net OPEB expense increased the change in net position by (\$121,299). The net effect of including the GASB 68 adjustment is to increase net position. | 132,075 |
| Various other reclassifications and eliminations are necessary to convert from the modified accrual basis of accounting to accrual basis of accounting. These include recognizing unavailable revenue from property taxes as revenue, adjusting current year revenue to show the revenue earned from the current year's tax levy, eliminating interfund transactions, reclassifying the proceeds of bond sales, and recognizing the liabilities associated with maturing long-term debt and interest. The net effect of these reclassifications and recognitions is to increase net position. | (1,170,164) |
| Change in Net Position of Governmental Activities | \$ (778,937) |

The notes to the financial statements are an integral part of this statement.

ALVARADO INDEPENDENT SCHOOL DISTRICT
STATEMENT OF FIDUCIARY NET POSITION
FIDUCIARY FUNDS
AUGUST 31, 2021

| | Total Custodial Funds |
|---------------------------|-----------------------------|
| <hr/> | |
| ASSETS | |
| Cash and Cash Equivalents | \$ 218,038 |
| Total Assets | <u>218,038</u> |
| LIABILITIES | |
| Due to Student Groups | <u>3,512</u> |
| Total Liabilities | <u>3,512</u> |
| NET POSITION | |
| Unrestricted Net Position | <u>214,526</u> |
| Total Net Position | <u>\$ 214,526</u> |

The notes to the financial statements are an integral part of this statement.

ALVARADO INDEPENDENT SCHOOL DISTRICT
 STATEMENT OF CHANGES IN FIDUCIARY FUND NET POSITION
 FIDUCIARY FUNDS
 FOR THE YEAR ENDED AUGUST 31, 2021

| | Total Custodial Funds |
|--|-----------------------------|
| ADDITIONS: | |
| Cocurricular Activities not Athletics | \$ 120,487 |
| Total Additions | 120,487 |
| DEDUCTIONS: | |
| Other Deductions | 73,088 |
| Total Deductions | 73,088 |
| Change in Fiduciary Net Position | 47,399 |
| Total Net Position - September 1 (Beginning) | 167,127 |
| Total Net Position - August 31 (Ending) | \$ 214,526 |

The notes to the financial statements are an integral part of this statement.

ALVARADO INDEPENDENT SCHOOL DISTRICT

Notes to the Financial Statements

Year Ended August 31, 2021

SUMMARY OF SIGNIFICANT ACCOUNTING POLICIES

Alvarado Independent School District (the "District") is a public educational agency operating under the applicable laws and regulations of the State of Texas. It is governed by a seven-member Board of Trustees (the "Board") elected by registered voters of the District. The District prepares its basic financial statements in conformity with accounting principles generally accepted in the United States of America promulgated by the Governmental Accounting Standards Board (GASB), and it complies with the requirements of the appropriate version of the Texas Education Agency's *Financial Accountability System Resource Guide* (the Resource Guide) and the requirements of contracts and grants of agencies from which it receives funds.

Reporting Entity

The Board is elected by the public and has the authority to make decisions, appoint administrators and managers, and significantly influence operations. It also has the primary accountability for fiscal matters. Therefore, the District is a financial reporting entity as defined by GASB in its Statement No. 14, "The Financial Reporting Entity," as amended by Statements No. 39, "Determining Whether Certain Organizations are Component Units," and No. 61, "The Financial Reporting Entity: Omnibus – an Amendment of GASB Statements No. 14 and No. 34." There are no component units within the reporting entity.

Government-Wide & Fund Financial Statements

The government-wide financial statements (i.e., the Statement of Net Position and the Statement of Activities) report information on all non-fiduciary activities of the District. Taxes and intergovernmental revenues normally support governmental activities. The effect of interfund activity has been removed from these statements.

The Statement of Activities demonstrates the degree to which the direct expenses of a given function are offset by program revenues. Program revenues include: 1) charges for services or privileges provided, 2) operating grants and contributions, and 3) capital grants and contributions. Taxes and other items not identifiable as program revenues are reported instead as general revenues.

Separate financial statements are provided for governmental funds and fiduciary funds. The fiduciary funds are excluded from the government-wide financial statements. Major individual governmental funds are reported as separate columns in the fund financial statements.

Measurement Focus, Basis of Accounting & Financial Statement Presentation

Government-Wide Financial Statements are reported using the economic resources measurement focus and the accrual basis of accounting. Revenues are recorded when earned and expenses are recorded when a liability is incurred, regardless of the timing of related cash flows. Property taxes are recognized as revenues in the year for which they are levied. Grants and similar items are recognized as revenue as soon as all eligibility requirements imposed by the provider have been met.

Governmental Fund Financial Statements are reported using the current financial resources measurement focus and the modified accrual basis of accounting. With this measurement focus, only current assets, current liabilities, deferred inflows and outflows of resources, and fund balances are included on the balance sheet. Operating statements of these funds present net increases and decreases in current assets (i.e., revenues and other financing sources and expenditures and other financing uses).

ALVARADO INDEPENDENT SCHOOL DISTRICT

Notes to the Financial Statements

Year Ended August 31, 2021

SUMMARY OF SIGNIFICANT ACCOUNTING POLICIES *(continued)*

Measurement Focus, Basis of Accounting & Financial Statement Presentation *(continued)*

The modified accrual basis of accounting recognizes revenues in the accounting period in which they become both measurable and available. Expenditures are generally recorded when a liability is incurred, if measurable, except for unmatured interest and principal on long-term debt, which is recognized when due. Expenditures related to compensated absences, claims, and judgments are recognized when the obligations are expected to be liquidated with expendable available financial resources. Revenues are considered to be available when they are collectible within the current period or soon enough thereafter to pay liabilities of the current period. The District considers all revenues available if they are collectible within 60 days of year end.

Miscellaneous revenues are recorded as revenue when received in cash because they are generally not measurable until actually received. Investment earnings are recorded as earned, since they are both measurable and available.

The special revenue funds, except for the Child Nutrition Fund, include programs that are financed on a project grant basis. These projects have grant periods that range from less than twelve months to in excess of two years. Grant funds are considered to be earned to the extent expenditures are made under the provisions of the grant. When grant funds are received in advance of being earned, they are recorded as unearned revenue until earnings criteria are met. If balances have not been expended by the end of the project period, grantors sometimes require the District to refund all or part of the unused amount.

Fiduciary Fund Financial Statements are accounted for on a flow of economic resources measurement focus. With this focus, all assets and all liabilities associated with the operation of these funds are included on the fund Statement of Net Position. Agency funds are custodial in nature and do not involve measurement of results or operations.

Fund Accounting

The District reports its financial activities through the use of "fund accounting". The activities of the District are organized on the basis of funds. The operations of each fund are accounted for within a separate set of self-balancing accounts to reflect results of activities. Fund accounting segregates funds according to their intended purposes to assist management in demonstrating compliance with finance-related legal and contractual provisions.

Governmental Funds are those through which most governmental functions of the District are financed. The acquisition, use, and balances of the District's expendable financial resources and the related liabilities are accounted for through the governmental funds. The following are the District's major governmental funds:

General Fund - The General Fund is the general operating fund of the District and accounts for all revenues and expenditures of the District not encompassed within other funds. All general tax revenues and other receipts that are not allocated by law or contractual agreement to some other fund are accounted for in this fund. General operating expenses that are not paid through other funds are paid from the General Fund.

Debt Service Fund - The Debt Service Fund is used to account for the accumulation of resources for, and the retirement of, long-term debt principal, interest and related costs.

Capital Projects Fund - The Capital Projects Fund is used to account for financial resources to be used for the acquisition, renovation or construction of major capital projects.

ALVARADO INDEPENDENT SCHOOL DISTRICT

Notes to the Financial Statements

Year Ended August 31, 2021

SUMMARY OF SIGNIFICANT ACCOUNTING POLICIES *(continued)*

Fund Accounting – Governmental Funds *(continued)*

Other non-major governmental funds consist of special revenue funds that account for resources that are legally restricted or locally committed to expenditures for specified purposes. Most Federal and some State financial assistance is accounted for in special revenue funds.

Fiduciary Funds are used to account for assets held by the District in a trustee capacity or as an agent for individuals, organizations, and/or other funds:

Custodial Funds - The Student Activity Fund accounts for the receipt and disbursement of monies from student activity organizations. These organizations exist with the explicit approval of, and are subject to revocation by, the District's Board of Trustees. This accounting reflects the District's custodial relationship with the student activity organizations.

Assets, Liabilities & Deferred Inflows/Outflows

Cash & Cash Equivalents - The District's cash and cash equivalents include cash on hand, demand deposits, money markets, and short-term investments with original maturities of three months or less from the date of acquisition.

Investments – Investments, except for the investment pools, are recorded at fair value. Fair value is determined by the amount at which a financial instrument can be exchanged in a current transaction between willing parties. The investment pools operate in accordance with appropriate state laws and regulations and are reported at amortized cost. District management believes that the District adheres to the requirements of the State of Texas Public Funds Investment Act regarding investment practice, management reports and establishment of appropriate policies. Additionally, management believes that the investment practices of the District are in accordance with local policies for the current fiscal year.

Interfund Receivables & Payables - Activities between funds that are representative of lending/borrowing arrangements outstanding at the end of the fiscal year are referred to as "due to/from other funds." All residual balances between governmental activities are eliminated in the government-wide statements.

Prepaid Expenditures – Certain payments to vendors reflect costs applicable to future accounting periods and are recorded as prepaid items in the financial statements and expended in a subsequent period using the consumption method. All prepaid expenditures are offset at fiscal yearend by nonspendable fund balance in the fund financial statements.

Capital Assets - Capital assets, which include property, plant, and equipment, are reported in the applicable governmental activities columns in the government-wide financial statements. Capital assets are defined by the District as assets with an initial, individual cost of more than \$5,000 and an estimated useful life in excess of one year. Such assets are recorded at historical cost or estimated historical cost if purchased or constructed. Donated capital assets are recorded at acquisition value at the date of donation.

The costs of normal maintenance and repairs that do not add to the value of the asset or materially extend the life of the asset are not capitalized.

Major outlays for capital assets and improvements are capitalized as projects are constructed.

ALVARADO INDEPENDENT SCHOOL DISTRICT

Notes to the Financial Statements

Year Ended August 31, 2021

SUMMARY OF SIGNIFICANT ACCOUNTING POLICIES *(continued)*

Capital Assets *(continued)*

Capital assets are depreciated using the straight-line method over the following estimated useful lives:

| <u>Assets</u> | <u>Years</u> |
|-----------------------|--------------|
| Buildings | 40 |
| Building Improvements | 20 |
| Vehicles | 10 |
| Office Equipment | 7 |
| Computer Equipment | 5 |

Vacation & Sick Leave - Vacations are to be taken within the same year they are earned, and any unused days at the end of the year are forfeited. Therefore, no liability has been accrued in the accompanying basic financial statements. Employees of the District are entitled to sick leave based on category/class of employment. Sick leave is allowed to be accumulated but does not vest. Therefore, a liability for unused sick leave has not been recorded in the accompanying basic financial statements.

Long-Term Obligations - In the government-wide financial statements, long-term debt and other long-term obligations are reported as liabilities in the *Statement of Net Position*. Bond premiums and discounts are reported as a liability or contra-liability, as appropriate, and amortized over the life of the bonds using the effective interest method. Bonds payable are reported net of the applicable bond premium or discount. Bond issuance costs are expensed as incurred.

In the fund financial statements, the face amount of debt issued is reported as other financing sources. Premiums received on debt issuances are reported as other financing sources while discounts on debt issuances and payments to bond refunding escrow agents are reported as other financing uses. Issuance costs, whether or not withheld from the actual debt proceeds received, are reported as debt service expenditures.

Pensions – The District records its proportionate share of the net pension liability of the Teacher Retirement System of Texas (TRS). The fiduciary net position of TRS has been determined using the economic resources measurement focus and full accrual basis of accounting. This includes for purposes of measuring the net pension liability, deferred outflows of resources and deferred inflows of resources related to pensions, pension expense, and information about assets, liabilities and additions to/deductions from TRS’s fiduciary net position. Benefit payments (including refunds of employee contributions) are recognized by TRS when due and payable in accordance with the benefit terms. Investments are reported at fair value.

Retiree Health Plan – The District records its proportionate share of the net OPEB liability of the Teacher Retirement System of Texas (TRS) Care Plan. The fiduciary net position of the TRS Care Plan has been determined using the flow of economic resources measurement focus and full accrual basis of accounting. This includes for purposes of measuring the net OPEB liability, deferred outflows of resources and deferred inflows of resources related to other post-employment benefits, OPEB expense, and information about assets, liabilities and additions to/deductions from TRS Care’s fiduciary net position. Benefit payments are recognized when due and payable in accordance with the benefit terms. There are no investments as this is a pay-as you-go plan and all cash is held in a cash account.

ALVARADO INDEPENDENT SCHOOL DISTRICT

Notes to the Financial Statements

Year Ended August 31, 2021

SUMMARY OF SIGNIFICANT ACCOUNTING POLICIES *(continued)*

Deferred Outflows/Inflows of Resources – In addition to assets and liabilities, the government-wide Statement of Net Position and governmental fund Balance Sheet report separate sections for deferred outflows and deferred inflows of resources. Deferred outflows of resources represent a consumption of net position/fund balance that applies to a future period(s) and so will not be recognized as an outflow of resources (expense/expenditure) until then. Deferred inflows of resources represent the acquisition of net position/fund balance that applies to a future period(s) and so will not be recognized as an inflow of resources (revenue) until that time. In addition to deferred losses on debt refunding transactions, which are reported as deferred outflows of resources, the District reports certain deferred inflows and outflows related to pensions on the government-wide Statement of Net Position. At the governmental fund level, earned but unavailable tax revenue is reported as a deferred inflow of resources.

Fund Balances and Net Position

Net position on the government-wide Statement of Net Position includes the following:

Net Investment in Capital Assets reports the difference between capital assets, net of accumulated depreciation, and the outstanding balance of debt, excluding unspent bond proceeds that is directly attributable to the acquisition, construction or improvement of those capital assets.

Restricted for Federal and State Grant Programs is the component of net position restricted to be spent for specific purposes prescribed by federal and state granting agencies.

Restricted for Debt Service is the component of net position that is restricted for payment of debt service by constraints established by the bond covenants.

Restricted for Capital Projects is the component of net position that is restricted for construction of capital projects.

Unrestricted Net Position is the residual difference between assets, deferred outflows, liabilities and deferred inflows that is not invested in capital assets or restricted for specific purposes.

It is the District's policy to spend funds available from restricted sources prior to unrestricted sources.

Fund balances on the governmental funds' Balance Sheet include the following:

Nonspendable Fund Balance is the portion of the gross fund balance that is not expendable because it is either not in spendable form or it is legally or contractually required to be maintained intact.

Restricted Fund Balance includes amounts restricted for a specific purpose by the provider (such as a grantors, bondholders, and high levels of government), through constitutional provisions, or by enabling legislation. Debt service resources are to be used for future servicing of the District's bonded debt and are restricted through debt covenants. Capital Projects bond funds are restricted by the bondholders for the specific purpose of capital projects and capital outlays. Federal and State grant resources are restricted pursuant to the mandates of the granting agency.

Committed Fund Balance is that portion of fund balance that is committed to a specific purpose by the District's Board of Trustees. The Board of Trustees establishes (and modifies or rescinds) fund balance commitments by passage of a resolution. These amounts cannot be used for any other purpose unless the Board removes or changes the constraint by exercising the same type of action originally used to commit the funds.

ALVARADO INDEPENDENT SCHOOL DISTRICT

Notes to the Financial Statements

Year Ended August 31, 2021

SUMMARY OF SIGNIFICANT ACCOUNTING POLICIES *(continued)*

Fund Balances and Net Position *(continued)*

Assigned Fund Balance is that portion of fund balance that is spendable or available for appropriation but has been tentatively earmarked for some specific purpose. This intent can be expressed by an official to which the Board of Trustees delegates this authority.

Unassigned Fund Balance is the difference between the total fund balance and the total of the nonspendable, restricted, committed, and assigned fund balances and can be utilized for any legal purpose. This portion of the total fund balance in the General Fund is available to finance operating expenditures.

When an expenditure is incurred for purposes for which both restricted and unrestricted fund balance is available, the District considers restricted funds to have been spent first. When an expenditure is incurred for which committed, assigned, or unassigned fund balances are available, the District considers amounts to have been spent first out of committed funds, then assigned funds, and finally unassigned funds, as needed.

As of August 31, 2021, fund balances are composed of the following:

| | <u>General Fund</u> | <u>Debt Service Fund</u> | <u>Capital Projects Fund</u> | <u>Nonmajor Governmental Funds</u> | <u>Total Governmental Funds</u> |
|---------------------|-------------------------|----------------------------------|--------------------------------------|--|---|
| Nonspendable: | | | | | |
| Prepays | \$ 525,534 | - | - | (1,220) | 524,314 |
| Restricted: | | | | | |
| Debt Service | - | 1,521,667 | - | - | 1,521,667 |
| Federal Grant | - | - | - | 878,016 | 878,016 |
| Capital Projects | - | - | 3,911,880 | - | 3,911,880 |
| Unassigned | <u>14,593,003</u> | - | - | <u>540,588</u> | <u>15,133,591</u> |
| Total Fund Balances | <u>\$ 15,118,537</u> | <u>1,521,667</u> | <u>3,911,880</u> | <u>1,417,384</u> | <u>21,969,468</u> |

Data Control Codes

The Data Control Codes refer to the account code structure prescribed by the Texas Education Agency (TEA) in the *Financial Accountability System Resources Guide*. TEA requires school districts to display these codes in the financial statements filed with the Agency in order to ensure accuracy in building a statewide data base for policy development and funding plans.

Management's Use of Estimates

The preparation of financial statements in conformity with accounting principles generally accepted in the United States of America requires management to make estimations and assumptions that affect the reported amounts of assets, deferred outflows, liabilities, and deferred inflows at the date of the financial statements and the reported amounts of revenues and expenditures during the reporting period. Actual results could differ from those estimates.

ALVARADO INDEPENDENT SCHOOL DISTRICT

Notes to the Financial Statements

Year Ended August 31, 2021

SUMMARY OF SIGNIFICANT ACCOUNTING POLICIES *(continued)*

Encumbrance Accounting

Under encumbrance accounting, purchase orders, contracts and other commitments for the expenditure of funds are recorded in the accounting system in order to assign the portion of the applicable appropriation. This methodology is employed in the governmental fund financial statements. Encumbrances are not liabilities and are therefore not recorded as expenditures until receipt of the material or service. For budgetary purposes, appropriations lapse at fiscal year-end, and outstanding encumbrances at year-end are re-appropriated in the next fiscal year. There were no outstanding encumbrances at year end.

Budgetary Data

The Board of Trustees adopts an "appropriated budget" for the General Fund, Debt Service Fund, and Child Nutrition Special Revenue Fund on a basis consistent with accounting policies generally accepted in the United States of America. The District is required to present the adopted and final amended budgeted revenues and expenditures for each of these funds. The Budgetary Comparison Schedule for the General Fund appears in Exhibit E-1. The Budgetary Comparison Schedules for the Child Nutrition Fund and Debt Service Fund appear in Exhibits G-2 and G-3. The remaining special revenue funds and the Capital Projects Fund adopt project-length budgets which do not correspond to the District's Fiscal Year.

The following procedures are followed in establishing the budgetary data reflected in the basic financial statements:

- Prior to August 20, the District prepares a budget for the next succeeding fiscal period beginning September 1. The operating budget includes proposed expenditures and the means of financing them.
- A meeting of the Board is then called for the purpose of adopting the proposed budget. At least ten days' public notice of the meeting must be given.
- Prior to September 1, the budget is legally enacted through passage of a resolution by the Board.

Once a budget is approved, it can only be amended at the fund and function level. To do so requires the approval of a majority of the members of the Board of Trustees. Amendments are presented to the Board at its regular meetings. Such amendments are reflected in the official minutes of the Board. The budget was properly amended throughout the year by the Board of Trustees.

The Budget Coordinator controls each budget for revenues and expenditures at the fund, function, and object level. Management is able to transfer amounts within each function. Budgeted amounts are as amended by the Board of Trustees. All budget appropriations lapse at year end. A reconciliation of fund balances for both appropriated budget and non-appropriated budget special revenue funds is as follows:

August 31, 2021 Fund Balance

| | |
|--|---------------------|
| Appropriated budget funds - Child Nutrition Special Revenue Fund | \$ 1,042,716 |
| Non-appropriated budget funds | <u>374,668</u> |
| All Special Revenue Funds | <u>\$ 1,417,384</u> |

ALVARADO INDEPENDENT SCHOOL DISTRICT

Notes to the Financial Statements

Year Ended August 31, 2021

RECONCILIATION OF GOVERNMENT-WIDE & FUND FINANCIAL STATEMENTS

Explanation of Certain Differences Between the Governmental Fund Balance Sheet & the Government-Wide Statement of Net Position

Exhibit C-2 provides a reconciliation between *fund balance - total governmental funds* and *net position - governmental activities* as reported in the government-wide statement of net position. One element of that reconciliation explains that "various other reclassifications and eliminations are necessary to convert from the modified accrual basis of accounting to the full accrual basis of accounting." The details of this (\$1,608,893) adjustment are as follows:

| | |
|--|-----------------------|
| Long Term Debt: | |
| Issuance of bonds | \$ (35,285,000) |
| Refunding of bonds | 35,285,000 |
| Premium and Discount Costs on Debt | (7,112,548) |
| Deferred Loss on Refunding Bonds | 3,569,166 |
| | <u>(3,543,382)</u> |
| Unavailable Revenue | |
| To remove the current period uncollected tax and prior year collectible from unavailable revenue | 1,934,489 |
| | <u>1,934,489</u> |
| Net adjustment to decrease fund balance - total governmental funds to arrive at net position - governmental activities | <u>\$ (1,608,893)</u> |

Explanation of Certain Differences Between the Governmental Fund Statement of Revenues, Expenditures, and Changes in Fund Balances & the Government - Wide Statement of Activities

Exhibit C-4 provides a reconciliation between *net changes in fund balances - total governmental funds* and *changes in net position of governmental activities* as reported in the government-wide statement of activities. One element of that reconciliation explains that "various other reclassifications are necessary to convert from the modified accrual basis of accounting to the full accrual basis of accounting." The details of this (\$1,170,164) adjustment are as follows:

| | |
|--|-----------------------|
| Long-Term Debt: | |
| Issuance of bonds | \$ (35,285,000) |
| Refunding of bonds | 35,285,000 |
| Current year amortization | (742,872) |
| Current year premium and discount cost on debt | (4,682,625) |
| Current year deferred loss on refunding bonds | 4,255,333 |
| | <u>(1,170,164)</u> |
| Net adjustment to increase net changes in fund balances - total governmental funds to arrive at changes to net position of governmental activities | <u>\$ (1,170,164)</u> |

ALVARADO INDEPENDENT SCHOOL DISTRICT

Notes to the Financial Statements
Year Ended August 31, 2021

CASH & INVESTMENTS

The funds of the District must be deposited and invested under the terms of a contract, contents of which are set out in the Depository Contract Law. The depository bank places approved pledged securities for safekeeping and trust with the District's agent bank in an amount sufficient to protect District funds on a day-to-day basis during the period of the contract. The pledge of approved securities is waived only to the extent of the depository bank's dollar amount of Federal Deposit Insurance Corporation ("FDIC") insurance.

At August 31, 2021, the carrying amount of the District's deposits (cash) was \$1,108,765. The bank balance was \$2,182,471. The District's combined deposits at August 31, 2021 and during the year ended August 31, 2021 were fully insured by federal depository insurance or collateralized with securities pledged to the District and held by the District's agent.

In addition the following is disclosed regarding coverage of combined balances on the date of highest deposit:

- Name of Bank – First Financial Bank, N.A.
- The highest combined balances of cash, savings, and time deposit accounts amounted to \$11,523,932 and occurred during the month of January 2021.
- Amount of bond and securities pledged as of the date of the highest combined balance on deposit was \$14,062,525.
- Total amount of FDIC coverage at the time of highest combined balance was \$250,000.

The **Public Funds Investment Act** (Government Code Chapter 2256) contains specific provisions in the areas of investment practices, management reports and establishment of appropriate policies. Among other things, it requires the District to adopt, implement, and publicize an investment policy. That policy must address the following areas:

- Safety of principal and liquidity,
- Portfolio diversification,
- Allowable investments,
- Acceptable risk levels,
- Expected rates of return,
- Maximum allowable stated maturity of portfolio investments,
- Maximum average dollar-weighted maturity allowed based on the stated maturity date for the portfolio,
- Investment staff quality and capabilities, and
- Bid solicitation preferences for certificates of deposit.

Statutes authorize the District to invest in obligations of the U.S. Treasury and U.S. agencies, municipal securities, repurchase agreements, and certain other investments. The investments owned at fiscal yearend are held by the District or its agent in the District's name.

All investment pools utilized by the District meet the requirements of the Texas Public Funds Investment Act (PFIA). The fair value of the positions in the pools is the same as the value of the pools. The District invests in the following investment pools:

- Texas Local Government Investment Pool (TexPool) - The Texas Comptroller of Public Accounts exercises oversight responsibility over TexPool.

ALVARADO INDEPENDENT SCHOOL DISTRICT

Notes to the Financial Statements

Year Ended August 31, 2021

CASH & INVESTMENTS *(continued)*

In compliance with the PFIA, the District has adopted a deposit and investment policy. That policy addresses the following risks:

Credit risk is the risk that a security issuer may default on an interest or principal payment. The District controls and monitors this risk by purchasing quality rated instruments that have been evaluated by nationally recognized agencies such as Standard and Poor's (S&P) or Moody's Investors Service.

Custodial credit risk is the risk that, in the event of the failure of a depository financial institution or counterparty (e.g., broker-dealer) to a transaction, a government will not be able to recover its deposits, value of its investments, or collateral securities that are in the possession of an outside party. The PFIA, the District's investment policy, and Government Code Chapter 2257 "Collateral for Public Funds" contain legal or policy requirements that would limit the exposure to custodial credit risk for deposits and investments. The District's funds are deposited and invested under terms of a depository contract with amounts greater than the FDIC insurance coverage protected by approved pledged securities held on behalf of the District. Public funds investment pools created to function as money market mutual funds must mark their portfolios to market daily, and, to the extent reasonably possible, stabilize at a \$1 net asset value. The District's policy manages custodial credit risk by requiring securities purchased by a broker-dealer for the District to be held in a Safekeeping account in the District's name. The policy also requires that security transactions be conducted on a delivery-versus-payment basis.

Concentration of credit risk is the risk associated with holding investments that are not pools and full faith credit securities. These risks are controlled by limiting the percentages of these investments in the District's portfolio.

Interest rate risk is the risk that interest rates will rise and an investment in a fixed-income security will decrease in value. Interest rate risk is reduced by diversifying, investing in securities with different durations, and laddering maturity dates. The District manages its exposure to interest rate risk by limiting the weighted average maturity of its investment portfolio to less than one year from the time of purchase. The weighted average maturity for the District's investment in external investment pools is less than 60 days.

Foreign currency risk is the potential for loss due to fluctuations in exchange rates. The District's policy does not allow for any direct foreign investments, and therefore the District is not exposed to foreign currency risk.

The District categorizes its fair value measurements within the fair value hierarchy established by generally accepted accounting principles. GASB Statement No. 72, Fair Value Measurement and Application provides a framework for measuring fair value which establishes a three-level fair value hierarchy that describes the inputs used to measure assets and liabilities:

- Level 1 inputs are quoted prices (unadjusted) for identical assets or liabilities in active markets that a government can access at the measurement date.
- Level 2 inputs are inputs – other than quoted prices included within Level 1 – that are observable for an asset or liability, either directly or indirectly.
- Level 3 inputs are unobservable inputs for an asset or liability.

The fair value hierarchy gives the highest priority to Level 1 inputs and the lowest priority to Level 3 inputs. If a price for an identical asset or liability is not observable, a government should measure fair value using another valuation technique that maximizes the use of relevant observable inputs and minimizes the use of unobservable inputs. If the fair value of an asset or liability is measured using inputs from more than one level of the fair value hierarchy, the measurement is considered to be based on the lowest priority level input that is significant to the entire measurement.

ALVARADO INDEPENDENT SCHOOL DISTRICT

Notes to the Financial Statements

Year Ended August 31, 2021

CASH & INVESTMENTS *(continued)*

The District has recurring fair value measurements as presented in the table below. The District's investment balances at August 31, 2021 are as follows:

| <u>Description</u> | <u>Credit Rating</u> | <u>Carrying Amount</u> | <u>Fair Value</u> |
|--------------------|----------------------|------------------------|-------------------|
| TexPool | AAAm | \$ 18,645,485 | \$ 18,645,485 |

PROPERTY TAXES

The District's ad valorem property tax is levied on all real and business personal property located in the District. A lien exists on all property on January 1st of each year. Tax statements are mailed on October 1st each year or as soon thereafter as possible. Taxes are due upon receipt and become delinquent if not paid before February 1st of the following calendar year. The assessed value of the property tax roll on August 1, 2020, upon which the levy for the 2020-21 fiscal period was based, was \$1,458,241,556.

The tax rates levied for the fiscal year ended August 31, 2021, to finance General Fund operations and the payment of principal and interest on general obligation long-term debt were \$0.972 and \$0.50 per \$100 valuation, respectively, for a total of \$1.372 per \$100 valuation.

Current year tax collections for the period ended August 31, 2021, were 98% of the levy.

The ad valorem tax rate is allocated each year between the General Fund and the Debt Service Fund. The full amount estimated to be required for general obligation bond retirement is provided by the debt service tax together with interest earned within the Debt Service Fund.

Allowances for uncollectible taxes within the General Fund and Debt Service Fund are based on historical experience. Uncollectible personal property taxes are periodically reviewed and written off, but the District is prohibited from writing off real property taxes without specific statutory authority from the Texas Legislature. As of August 31, 2021, the allowance for uncollectible taxes was approximately 2% of total delinquent property taxes receivable.

DUE FROM OTHER GOVERNMENTS

The District participates in a variety of federal and state programs from which it receives grants to partially or fully finance certain activities. In addition, the District receives entitlements from the State through the School Foundation Program and Available School Fund.

Receivables due from other governments as of August 31, 2021, for the District's individual major funds and Non-Major Governmental Funds are as follows:

| <u>Fund</u> | <u>State Entitlements</u> | <u>Federal Grants</u> | <u>Total</u> |
|-----------------|---------------------------|-----------------------|------------------|
| General | \$ 448,117 | - | 448,117 |
| Special Revenue | - | 946,013 | 946,013 |
| Total | <u>\$ 448,117</u> | <u>946,013</u> | <u>1,394,130</u> |

ALVARADO INDEPENDENT SCHOOL DISTRICT

Notes to the Financial Statements

Year Ended August 31, 2021

INTERFUND TRANSACTIONS

Interfund balances at August 31, 2021, consisted of the following individual fund receivables and payables:

| <u>Receivable Fund</u> | <u>Payable Fund</u> | <u>Amount</u> |
|------------------------|-----------------------|---------------|
| General Fund | Special Revenue Funds | \$ 499,403 |

All interfund transfers represent transactions between the General Fund and other funds. Special Revenue funds owed the General Fund for grant expenditures financed by General Fund cash prior to receiving reimbursements from federal or state agencies. There were no interfund transfers for the year ended August 31, 2021.

| <u>Transfers From</u> | <u>Transfers To</u> | <u>Amount</u> | <u>Purpose</u> |
|-----------------------|---------------------|---------------|-------------------------------|
| Capital Projects Fund | Debt Service Fund | \$ - | Debt Obligation Payments |
| Capital Projects Fund | General Fund | \$ - | Deposit Related to Debt Issue |

CAPITAL ASSETS

A summary of changes in capital assets for the year ended August 31, 2021, follows:

| | <u>Beginning Balance</u> | <u>Additions</u> | <u>Retirements</u> | <u>Ending Balance</u> |
|--|------------------------------|--------------------|--------------------|---------------------------|
| Capital Assets not being depreciated: | | | | |
| Land | \$ 2,205,867 | - | - | 2,205,867 |
| Construction in Progress | 4,714,049 | 7,080,330 | (4,793,832) | 7,000,547 |
| | <u>6,919,916</u> | <u>7,080,330</u> | <u>(4,793,832)</u> | <u>9,206,414</u> |
| Capital Assets being depreciated: | | | | |
| Buildings & Improvements | 120,257,451 | 4,793,832 | - | 125,051,283 |
| Furniture & Equipment | 9,668,754 | 143,769 | - | 9,812,523 |
| | <u>129,926,205</u> | <u>4,937,601</u> | <u>-</u> | <u>134,863,806</u> |
| Less: Accumulated depreciation for: | | | | |
| Buildings & Improvements | (59,732,982) | (3,694,447) | - | (63,427,429) |
| Furniture & Equipment | (8,102,016) | (447,829) | - | (8,549,845) |
| | <u>(67,834,998)</u> | <u>(4,142,276)</u> | <u>-</u> | <u>(71,977,274)</u> |
| Total Capital Assets for Governmental Activities, net | <u>\$ 69,011,123</u> | <u>7,875,655</u> | <u>(4,793,832)</u> | <u>72,092,946</u> |

Depreciation expense was charged to governmental functions as follows:

| | |
|--------------------------------|---------------------|
| Instruction | \$ 3,699,743 |
| Student Transportation | 16,313 |
| Food Services | 80,671 |
| General Administration | 38,411 |
| Plant Maintenance & Operations | 288,477 |
| Data Processing Services | 18,661 |
| Total Depreciation Expense | <u>\$ 4,142,276</u> |

ALVARADO INDEPENDENT SCHOOL DISTRICT

Notes to the Financial Statements

Year Ended August 31, 2021

CAPITAL ASSETS *(continued)*

Construction Commitments

At August 31, 2021, the District was obligated under major contracts for construction of new facilities and renovations or repair of various existing facilities. A summary of the status of these projects and the related binding contracts with contractors is as follows:

| | <u>08/31/20</u> | <u>Additions</u> | <u>Retirements</u> | <u>08/31/21</u> |
|--------------------------------|---------------------|------------------|--------------------|------------------|
| AHS Theater | \$ - | 6,576 | - | 6,576 |
| AHS HVAC & Security Renovation | 4,288,464 | 505,368 | (4,793,832) | - |
| Middle School Expansion | 425,586 | 6,568,385 | - | 6,993,971 |
| Total | <u>\$ 4,714,050</u> | <u>7,080,329</u> | <u>(4,793,832)</u> | <u>7,000,547</u> |

LONG-TERM DEBT

A summary of changes in long-term debt for the year ended August 31, 2021, follows:

| | Interest Rate Payable | Beginning Balance | Additions | Reductions | Ending Balance | Due Within One Year |
|--------------------------------|-----------------------------|----------------------|-------------------|---------------------|-------------------|------------------------|
| Governmental Activities | | | | | | |
| Bonded Indebtedness: | | | | | | |
| 1995 Refunding | 6.05% | \$ 325,000 | - | (75,000) | 250,000 | \$ 70,000 |
| 1998 School Building | 6.15% | 1,125,000 | - | - | 1,125,000 | 155,000 |
| 2011 Refunding | 3.16% | 6,215,000 | - | (4,070,000) | 2,145,000 | 390,000 |
| 2012 Refunding | 2.80% | 5,295,000 | - | (3,400,000) | 1,895,000 | 355,000 |
| 2013 School Building | 4.87% | 28,560,000 | - | (28,560,000) | - | - |
| 2014 School Building | 4.37% | 3,902,000 | - | (433,000) | 3,469,000 | 433,000 |
| 2015 Refunding | 4.38% | 8,300,000 | - | (130,000) | 8,170,000 | 140,000 |
| 2015A Refunding | 3.76% | 420,000 | - | (85,000) | 335,000 | 80,000 |
| 2016 Refunding | 3.11% | 8,860,000 | - | (140,000) | 8,720,000 | 150,000 |
| 2017 Refunding | 2.72% | 4,730,000 | - | (510,000) | 4,220,000 | 25,000 |
| 2020 School Building | 4.70% | 6,265,000 | - | (1,335,000) | 4,930,000 | 1,400,000 |
| 2020 Maintenance Note | 2.75% | 3,975,000 | - | (390,000) | 3,585,000 | 400,000 |
| 2020 Refunding Bonds | 2.40% | - | 35,285,000 | (970,000) | 34,315,000 | 835,000 |
| Subtotal | | 77,972,000 | 35,285,000 | (40,098,000) | 73,159,000 | 4,433,000 |
| Bond Premium | | 3,066,142 | 4,682,625 | (636,219) | 7,112,548 | |
| Accreted Interest | | 9,505,761 | 1,445,009 | (1,818,740) | 9,132,030 | |
| Total Bonded Indebtedness | | <u>\$ 90,543,903</u> | <u>41,412,634</u> | <u>(42,552,959)</u> | <u>89,403,578</u> | <u>\$ 4,433,000</u> |

General obligation bonds consist of School Building and Refunding Bonds, as well as a Maintenance Tax Note bearing interest at 2.4% – 6.15% per annum. Interest expense for the year on all bonded indebtedness was \$3,510,976.

Changes in debt-related deferred outflows of resources for the year ended August 31, 2021, were:

| | <u>Beginning Balance</u> | <u>Issued/ Increases</u> | <u>Retired/ Refunded</u> | <u>Ending Balance</u> |
|----------------------------|------------------------------|------------------------------|------------------------------|---------------------------|
| Deferred loss on refunding | \$ 928,578 | 4,255,333 | (242,411) | \$ 4,941,500 |

Changes in Net Pension Liability and Net OPEB Liability for the year ended August 31, 2021, were:

| | <u>Beginning Balance</u> | <u>Additions</u> | <u>Reductions</u> | <u>Ending Balance</u> |
|-----------------------|------------------------------|------------------|-------------------|---------------------------|
| Net Pension Liability | \$ 9,971,194 | 493,977 | (748,554) | \$ 9,716,617 |
| Net OPEB Liability | 11,838,745 | (2,051,001) | (191,862) | 9,595,882 |

ALVARADO INDEPENDENT SCHOOL DISTRICT

Notes to the Financial Statements

Year Ended August 31, 2021

LONG-TERM DEBT *(continued)*

Refunding Bonds

During the year ended August 31, 2021, the District issued Refunding bonds. This issue carried a par amount of \$35,285,000 along with a premium of \$4,682,625, these funds were used to retire portions of Series 2011 refunding, Series 2012 refunding, and 2013 building bonds. As a result of the refunding, the District realized a net present value savings of \$8,392,703 and a total debt service savings of \$11,058,058.

Capital Appreciation Bonds

A capital appreciation bond (CAB) is a bond bearing no interest that is sold at a significant discount but matures at a stated value. Accreted interest is the obligation associated with CABs and reflects period increases in the obligation to reflect the bond at stated value at maturity. CAB premiums represent premium received on the issuance of these bonds which must also be paid back at maturity. Total accreted interest on CABs at August 31, 2021 is \$9,132,030, which is reported as long-term liabilities in the government-wide financial statements.

Defeasance of Debt

In prior years, the District defeased certain bonds by placing the proceeds of new bonds in an irrevocable trust to provide for all future debt service payments on the old bonds. Accordingly, the trust account assets and the liability for the defeased bonds are not included in the District's financial statements. On August 31, 2021, the District had \$28,560,000 of bonds that are considered defeased.

Future Debt service requirements for the general obligation bonds are as follows:

| Year Ending August 31 | Principal | Interest | Total Requirements |
|--------------------------|----------------------|-------------------|-----------------------|
| 2022 | \$ 4,433,000 | 1,944,522 | \$ 6,377,522 |
| 2023 | 3,913,000 | 1,786,883 | 5,699,883 |
| 2024 | 3,373,000 | 1,655,083 | 5,028,083 |
| 2025 | 2,549,000 | 1,674,333 | 4,223,333 |
| 2026 | 2,439,000 | 1,620,357 | 4,059,357 |
| 2027-2031 | 10,012,000 | 11,708,304 | 21,720,304 |
| 2032-2036 | 17,550,000 | 4,888,838 | 22,438,838 |
| 2037-2041 | 20,140,000 | 2,297,285 | 22,437,285 |
| 2042-2043 | 8,750,000 | 221,710 | 8,971,710 |
| | <u>\$ 73,159,000</u> | <u>27,797,315</u> | <u>\$ 100,956,315</u> |

UNEARNED REVENUE

Unearned revenue at August 31, 2021, consisted of the following:

| | General Fund | Debt Service Fund | Total |
|-----------------|---------------------|----------------------|------------------|
| Net Tax Revenue | \$ 1,444,191 | 490,299 | 1,934,490 |
| Facility Rental | 300 | | 300 |
| Total | <u>\$ 1,444,491</u> | <u>490,299</u> | <u>1,934,790</u> |

ALVARADO INDEPENDENT SCHOOL DISTRICT

Notes to the Financial Statements

Year Ended August 31, 2021

REVENUES FROM LOCAL & INTERMEDIATE SOURCES

During the current year, revenues from local and intermediate sources consisted of the following:

| | General Fund | Special Revenue Fund | Debt Service Fund | Capital Projects Fund | Total |
|----------------------------------|----------------------|----------------------------|-------------------------|-----------------------------|-------------------|
| Property Taxes | \$ 14,051,840 | - | 7,256,138 | - | 21,307,978 |
| Food Sales | - | 174,881 | - | - | 174,881 |
| Investment Income | 9,925 | 687 | 1,120 | 5,885 | 17,617 |
| Penalties, Interest & Other | | | | | |
| Tax Related Income | 279,897 | - | 90,672 | - | 370,569 |
| Co-Curricular Student Activities | 64,712 | 90,596 | - | - | 155,308 |
| Other | 706,941 | 2,127 | - | - | 709,068 |
| Total | <u>\$ 15,113,315</u> | <u>268,291</u> | <u>7,347,930</u> | <u>5,885</u> | <u>22,735,421</u> |

RISK MANAGEMENT

The District is exposed to various risks of loss related to torts; theft of, damage to and destruction of assets; errors and omissions; injuries to employees; and natural disasters. During fiscal 2021, the District purchased commercial insurance to cover general liabilities. There were no significant reductions in coverage in the past fiscal year, and there were no settlements exceeding insurance coverage for each of the past three fiscal years.

Health Care Coverage

For the year ended August 31, 2021, all employees of the District were offered health care coverage under the TRS ActiveCare insurance plan (the Plan), which is a statewide health coverage program for public education employees established by the 77th Texas Legislature. The District contributed \$300 per month per enrolled employee to the Plan, and employees, at their option, authorized payroll withholdings to pay the additional cost of premiums for themselves and dependents.

Worker's Compensation Insurance

The District participates in the East Texas Educational Insurance Association (ETEIA), a public entity risk pool. The District pays premiums to ETEIA for its workers' compensation insurance. The ETEIA has obtained reinsurance from Safety National Casualty Corporation for claims exceeding \$225,000. At August 31, 2021, the District's unpaid claims total \$129,613, including incurred but not reported (IBNR) claims of \$77,611, estimated. The District has reported this as a liability in the General Fund.

Changes in the balances of claims liability amounts in fiscal years 2021 and 2020 are as follows:

| | 2021 | 2020 |
|------------------------------------|-------------------|-------------------|
| Unpaid Claims, Beginning of Period | \$ 129,613 | \$ 155,827 |
| Incurred Claims (including IBNR) | 173,919 | 55,140 |
| Claim Payments | (93,060) | (81,354) |
| Unpaid Claims, End of Period | <u>\$ 210,472</u> | <u>\$ 129,613</u> |

ALVARADO INDEPENDENT SCHOOL DISTRICT

Notes to the Financial Statements

Year Ended August 31, 2021

RISK MANAGEMENT *(continued)*

Unemployment Compensation Pool

During the year ended August 31, 2021, the District provided unemployment compensation coverage to its employees through participation in the TASB Risk Management Fund (The Fund). The Fund was created and is operated under the provisions of the Interlocal Cooperation Act, Chapter 791 of the Texas Local Government Code. The Fund's Unemployment Compensation Program is authorized by Section 22.005 of the Texas Education Code and Chapter 172 of the Texas Local Government Code. All members participating in the Fund execute Interlocal Agreements that define the responsibilities of the parties.

The Fund meets its quarterly obligation to the Texas Workforce Commission. Expenses are accrued monthly until the quarterly payment has been made. Expenses can be reasonably estimated; therefore, there is no need for specific or aggregate stop loss coverage for the Unemployment Compensation pool. For the year ended August 31, 2021, the Fund anticipates that the District has no additional liability beyond the contractual obligation for payment of contribution.

The Fund engages the services of an independent auditor to conduct a financial audit after the close of each year on August 31st. The audit is accepted by the Fund's Board of Trustees in February of the following year. The Fund's audited financial statement as of August 31, 2020, are available on the TASB Risk Management Fund website and have been filed with the Texas Department of Insurance in Austin.

Litigation & Contingencies

The District is a party to various legal actions none of which is believed by administration to have a material effect on the financial condition of the District. Accordingly, no provision for losses has been recorded in the accompanying combined financial statements for such contingencies.

State & Federal Programs

The District participates in numerous state and federal grant programs which are governed by various rules and regulations of the grantor agencies. Costs charged to the respective grant programs are subject to audit and adjustment by the grantor agencies; therefore, to the extent that the District has not complied with the rules and regulations governing the grants, if any, refunds of any money received may be required and the collect ability of any related receivable at August 31, 2021 may be impaired. In the opinion of the District, there are no significant contingent liabilities relating to compliance with the rules and regulations governing the respective grants; therefore, no provision has been recorded in the accompanying combined financial statements for such contingencies.

DEFINED BENEFIT PENSION PLAN

Plan Description – The District participates in a cost-sharing multiple employer defined benefit pension that has a special funding situation. The plan is administered by the Teacher Retirement System of Texas (TRS). TRS's defined benefit pension plan is established and administered in accordance with the Texas Constitution, Article XVI, Section 67 and Texas Government Code, Title 8, Subtitle C. The pension trust fund is a qualified pension trust under Section 401(a) of the Internal Revenue Code. The Texas legislature establishes benefits and contribution rates within the guidelines of the Texas Constitution. The pension's Board of Trustees does not have the authority to establish or amend benefit terms.

All employees of public, state-supported educational institutions in Texas who are employed for one-half or more of the standard work load and who are not exempted from membership under Texas Government Code, Title 8, Section 822.002 are covered by the system.

ALVARADO INDEPENDENT SCHOOL DISTRICT

Notes to the Financial Statements

Year Ended August 31, 2021

DEFINED BENEFIT PENSION PLAN *(continued)*

Employee Retirement Plan *(continued)*

Pension Plan Fiduciary Net Position

Detailed information about the Teacher Retirement System's fiduciary net position is available in a separately issued Annual Comprehensive Financial Report (ACFR) that includes financial statements and required supplementary information. That report may be obtained on the Internet at https://www.trs.texas.gov/Pages/about_publications.aspx ; by writing to TRS at 1000 Red River Street, Austin, TX, 78701-2698, or by calling (512) 542-6592.

Benefits Provided

TRS provides service and disability retirement, as well as death and survivor benefits, to eligible employees (and their beneficiaries) of public and higher education in Texas. The pension formula is calculated using 2.3 percent (multiplier) times the average of the five highest annual creditable salaries times years of credited service to arrive at the annual standard annuity, except for members who are grandfathered, when the three highest annual salaries are used. The normal service retirement is at age 65 with 5 years of credited service or when the sum of the member's age and years of credited service equals 80 or more years. Early retirement is at age 55 with 5 years of service credit or earlier than 55 with 30 years of service credit. There are additional provisions for early retirement if the sum of the member's age and years of service credit total at least 80, but the member is less than age 60 or 62 depending on date of employment, or if the member was grandfathered in under a previous rule. There are no automatic post-employment benefit changes; including automatic COLAs. Ad hoc postemployment benefit changes, including ad hoc COLAs can be granted by the Texas Legislature as noted in the Plan description above.

Texas Government Code section 821.006 prohibits benefit improvements, if as a result of the particular action, the time required to amortize TRS' unfunded actuarial liabilities would be increased to a period that exceeds 31 years, or, if the amortization period already exceeds 31 years, the period would be increased by such action. Actuarial implications of the funding provided in the manner are determined by the Sytem's actuary.

In May 2019, the 86th Texas Legislature approved the TRS Pension Reform Bill (Senate Bill 12) that provides for gradual contribution increases from the state, participating employers and active employees to make the pension fund actuarially sound. This action causing the pension fund to be actuarially sound, allowed the legislature to approve funding for a 13th check in September 2019. All eligible members retired as of December 31, 2018 received an extra annuity check in either the matching amount of their monthly annuity of \$2,000, whichever was less.

Contributions

Contribution requirements are established or amended pursuant to Article 16, section 67 of the Texas Constitution which requires the Texas legislature to establish a member contribution rate of not less than 6% of the member's annual compensation and a state contribution rate of not less than 6% and not more than 10% of the aggregate annual compensation paid to members of the system during the fiscal year.

Employee contribution rates are set in state statute, Texas Government Code 825.402. The TRS Pension Reform Bill (Senate Bill 12) of the 86th Texas Legislature amended Texas Government Code 825.402 for member contributions and increased employee and employer contribution rates for fiscal years 2020 through 2025.

ALVARADO INDEPENDENT SCHOOL DISTRICT

Notes to the Financial Statements

Year Ended August 31, 2021

DEFINED BENEFIT PENSION PLAN *(continued)*

Employee Retirement Plan - Contributions *(continued)*

| | <u>2020</u> | <u>2021</u> |
|--|-------------|--------------|
| Member | 7.7% | 7.7% |
| Non-Employer Contributing Entity (State) | 7.5% | 7.5% |
| Employers | 7.5% | 7.5% |
| Current Year Employer Contributions | | \$ 777,873 |
| Current Year Member Contributions | | \$ 1,869,861 |
| 2020 Measurement Year NECE On-Behalf Contributions | | \$ 1,270,179 |

Contributors to the plan include members, employers and the State of Texas as the only non-employer contributing entity. The State contributes to the plan in accordance with state statutes and the General Appropriations Act (GAA).

As the non-employer contributing entity for public education, the State of Texas contributes to the retirement system an amount equal to the current employer contribution rate times the aggregate annual compensation of all participating members of the pension trust fund during that fiscal year reduced by the amounts described below which are paid by the employers. The District is required to pay the employer contribution rate in the following instances:

- On the portion of the member’s salary that exceeds the statutory minimum for members entitled to the statutory minimum under Section 21.402 of the Texas Education Code.
- During a new member’s first 90 days of employment.
- When any part or all of an employee’s salary is paid by federal funding sources, a privately sponsored source, from non-educational and general, or local funds.
- When the employing district is a public junior college or junior college district, the employer shall contribute to the retirement system an amount equal to 50 percent of the state contribution rate for certain instructional or administrative employees; and 100 percent of the state contribution rate for all other employees

In addition to the employer contributions listed above, there are two additional surcharges an employer is subject to:

- All public schools, charter schools, and regional educational service centers must contribute 1.5 percent of the member’s salary beginning in fiscal year 2020, gradually increasing to 2 percent in fiscal year 2025.
- When employing a retiree of the Teacher Retirement System, the employer shall pay both the member contribution and the state contribution as an employment after retirement surcharge.

ALVARADO INDEPENDENT SCHOOL DISTRICT

Notes to the Financial Statements

Year Ended August 31, 2021

DEFINED BENEFIT PENSION PLAN *(continued)*

Employee Retirement Plan *(continued)*

Actuarial Assumptions

The total pension liability in the August 31, 2019 actuarial valuation was determined using the following actuarial assumptions:

| | |
|--|--|
| Valuation Date | August 31, 2019 rolled forward to August 31, 2020 |
| Actuarial Cost Method | Individual Entry Age Normal |
| Asset Valuation Method | Market Value |
| Single Discount Rate | 7.25% |
| Long-term expected Investment Rate of Return | 7.25% |
| Municipal Bond Rate as of August 2020 | 2.33% |
| Inflation | 2.30% |
| Salary Increases including inflation | 3.05% to 9.05% |
| Ad hoc post-employment benefit changes | None |

The actuarial methods and assumptions used in the determination of the total pension liability are the same assumptions used in the actuarial valuation as of August 31, 2019. For a full description of these assumptions please see the actuarial valuation report dated November 14, 2019.

Discount Rate

A single discount rate of 7.25% was used to measure the total pension liability. The single discount rate was based on the expected rate of return on pension plan investments of 7.25%. The projection of cash flows used to determine the single discount rate assumed that contributions from active members, employers and the non-employer contributing entity will be made at the rates set by the legislature during the 2019 session. It is assumed that future employer and state contributions will be 8.50% of payroll in fiscal year 2020 gradually increasing to 9.55% of payroll over the next several years. This includes all employer and state contributions for active and rehired retirees.

Based on those assumptions, the pension plan's fiduciary net position was projected to be available to make all future benefit payments of current plan members. Therefore, the long-term expected rate of return on pension plan investments was applied to all periods of projected benefit payments to determine the total pension liability.

The long-term rate of return on pension plan investments is 7.25 percent. The long-term expected rate of return on pension plan investments was determined using a building-block method in which best-estimates ranges of expected future real rates of return (expected returns, net of pension plan investment expense and inflation) are developed for each major asset class. These ranges are combined to produce the long-term expected rate of return by weighting the expected future real rates of return by the target asset allocation percentage and by adding expected inflation. Best estimates of geometric real rates of return for each major asset class included in the System's target asset allocation as of August 31, 2020 (see page 53 of the TRSACFR) are summarized below:

ALVARADO INDEPENDENT SCHOOL DISTRICT

Notes to the Financial Statements

Year Ended August 31, 2021

DEFINED BENEFIT PENSION PLAN *(continued)*

Employee Retirement Plan – Discount Rate *(continued)*

Best estimates of geometric real rates of return for each major asset class included in the System’s target asset allocation as of August 31, 2020 are summarized as follows:

| Asset Class | Target Allocation (1) % | Long-Term Expected Arithmetic Real Rate of Return (2) | Expected Contribution to Long-Term Portfolio Returns |
|---------------------------|----------------------------|---|--|
| Global Equity | | | |
| U.S. | 18.00% | 3.90% | 0.99% |
| Non-U.S. Developed | 13.00% | 5.10% | 0.92% |
| Emerging Markets | 9.00% | 5.60% | 0.83% |
| Private Equity | 14.00% | 6.70% | 1.41% |
| Stable Value | | | |
| Government Bonds | 16.00% | -0.70% | -0.05% |
| Stable Value Hedge Funds | 5.00% | 1.90% | 0.11% |
| Real Return | | | |
| Real Estate | 15.00% | 4.60% | 1.01% |
| Energy, Natural Resources | 6.00% | 6.00% | 0.42% |
| Risk Parity | | | |
| Risk Parity | 8.00% | 3.00% | 0.30% |
| Leverage | | | |
| Cash | 2.00% | -1.50% | -0.03% |
| Asset Allocation Leverage | -6.00% | -1.30% | 0.08% |
| Inflation expectation | | | 2.00% |
| Volatility Drag (3) | | | -0.67% |
| Total | 100.00% | | 7.32% |

(1) Target Allocation is based on the FY2020 policy model.

(2) Capital Market Assumptions come from Aon Hewitt (as of 8/31/2020).

(3) The volatility drag results from the conversion between arithmetic and geometric mean returns.

Discount Rate Sensitivity Analysis

The following table presents the Net Pension Liability of the plan using the discount rate of 7.25 percent, and what the net pension liability would be if it were calculated using a discount rate that is one percentage point lower (6.25 percent) or one percentage point higher (8.25 percent) than the current rate.

| | 1% Decrease in Discount Rate (6.25%) | Discount Rate (7.25%) | 1% Increase in Discount Rate (8.25%) |
|---|--|--------------------------|--|
| District's Proportionate Share of the Net Pension Liability: | \$ 14,982,849 | \$ 9,716,617 | \$ 5,437,918 |

ALVARADO INDEPENDENT SCHOOL DISTRICT

Notes to the Financial Statements

Year Ended August 31, 2021

DEFINED BENEFIT PENSION PLAN *(continued)*

Employee Retirement Plan – Discount Rate *(continued)*

Pension Liabilities, Pension Expense, Deferred Outflows of Resources & Deferred Inflows of Resources Related to Pensions

At August 31, 2021, the District reported a liability of \$9,716,617 for its proportionate share of the TRS's net pension liability. This liability reflects a reduction for State pension support provided to the District. The amount recognized by the District as its proportionate share of the net pension liability, the related State support, and the total portion of the net pension liability that was associated with the District were as follows:

| | |
|--|----------------------|
| District's proportionate share of the collective net pension liability | \$ 9,716,617 |
| State's proportionate share that is associated with the District | 16,487,609 |
| Total | <u>\$ 26,204,226</u> |

The net pension liability was measured as of August 31, 2019 and rolled forward to August 31, 2020; the total pension liability used to calculate the net pension liability was determined by an actuarial valuation as of that date. The employer's proportion of the net pension liability was based on the employer's contributions to the pension plan relative to the contributions of all employers to the plan for the period September 1, 2019 thru August 31, 2020.

At August 31, 2020 the employer's proportion of the collective net pension liability was 0.0181422454% which was an decrease of 0.0010393512% from its proportion measured as of August 31, 2019.

Changes Since the Prior Actuarial Valuation – The following were changes to the actuarial assumptions or other inputs that affected measurement of the total pension liability since the prior measurement period:

- There were no changes in assumptions since the prior measurement date.

ALVARADO INDEPENDENT SCHOOL DISTRICT

Notes to the Financial Statements

Year Ended August 31, 2021

DEFINED BENEFIT PENSION PLAN *(continued)*

Employee Retirement Plan – Pension Liabilities, Pension Expense, Deferred Outflows of Resources & Deferred Inflows of Resources Related to Pensions *(continued)*

For the year ended August 31, 2021, the District recognized pension expense of \$3,634,723 and revenue of \$1,983,093 for support provided by the State.

At August 31, 2021, the District reported its proportionate share of the TRS’s deferred outflows of resources and deferred inflows of resources related to pensions from the following sources:

| | <u>Deferred Outflows of Resources</u> | <u>Deferred Inflows of Resources</u> |
|---|---|--|
| Differences between expected and actual economic experiences | \$ 17,742 | \$ 271,165 |
| Changes in actuarial assumptions | 2,254,601 | 958,641 |
| Differences between projected and actual investment earnings | 196,704 | - |
| Changes in proportion and differences between the employer's contributions and the proportionate share of contributions | <u>721,710</u> | <u>396,423</u> |
| Total as of August 31, 2020 measurement date | \$ 3,190,757 | \$ 1,626,229 |
| Contributions paid to TRS subsequent to the measurement date | <u>777,873</u> | <u>-</u> |
| Total as of Fiscal year end | <u>\$ 3,968,630</u> | <u>\$ 1,626,229</u> |

\$721,710 reported as deferred outflow of resources resulting from District contributions subsequent to the measurement date will be recognized as a reduction of the net pension liability in the year ending August 31, 2022. The remaining net amounts of the employer’s balances of deferred outflows and inflows of resources related to pensions will be recognized in pension expense as follows:

| <u>Year ended August 31,</u> | <u>Pension Expense Amount</u> |
|------------------------------|-----------------------------------|
| 2022 | \$ 500,527 |
| 2023 | \$ 539,599 |
| 2024 | \$ 512,337 |
| 2025 | \$ 177,789 |
| 2026 | \$ (142,118) |
| Thereafter | <u>\$ (23,606)</u> |
| | <u>\$ 1,564,528</u> |

Defined Other Post-Employment Benefit Plans

Plan Description

The District participates in the Texas Public School Retired Employees Group Insurance Program (TRS-Care). It is a multiple-employer, cost-sharing defined Other Post-Employment Benefit (OPEB) plan with a special funding situation. The TRS-Care program was established in 1986 by the Texas Legislature. The TRS Board of Trustees administers the TRS-Care program and the related fund in accordance with Texas Insurance Code Chapter 1575. The Board of Trustees is granted the authority to establish basic and optional group insurance coverage for participants as well as to amend benefit terms as needed under Chapter 1575.052. The Board may adopt rules, plans, procedures, and orders reasonably necessary to administer the program, including minimum benefits and financing standards.

OPEB Plan Fiduciary Net Position - Detailed information about the TRS-Care’s fiduciary net position is available in a separately issued Annual Comprehensive Financial Report (ACFR) that includes financial statements and required supplementary information. That report may be obtained on the Internet at http://www.trs.texas.gov/Pages/about_publications.aspx ; by writing to TRS at 1000 Red River Street, Austin, TX 78701; or by calling (512) 542-6592.

ALVARADO INDEPENDENT SCHOOL DISTRICT

Notes to the Financial Statements

Year Ended August 31, 2021

DEFINED BENEFIT PENSION PLAN *(continued)*

Defined Other Post-Employment Benefit Plans *(continued)*

Benefits Provided

TRS-Care provides health insurance coverage to retirees from public and charter schools, regional education service centers and other educational districts who are members of the TRS pension plan. Optional dependent coverage is available for an additional fee.

Eligible non-Medicare retirees and their dependents may enroll in TRS-Care Standard, a high-deductible health plan. Eligible Medicare retirees and their dependents may enroll in the TRS-Care Medicare Advantage medical plan and the TRS-Care Medicare Rx prescription drug plan. To qualify for TRS-Care coverage, a retiree must have at least 10 years of service credit in the TRS pension system. There are no automatic post-employment benefit changes; including automatic COLAs. The premium rates for retirees are reflected in the following table.

| TRS-Care Montly for Retirees | | | | |
|------------------------------|----------|-------|--------------|-----|
| | Medicare | | Non-Medicare | |
| Retiree* | \$ | 135 | \$ | 200 |
| Retiree and Spouse | | 529 | | 689 |
| Retiree* and Children | | 468 | | 408 |
| Retiree and Family | | 1,020 | | 999 |

** or surviving spouse*

Contributions

Contribution rates for the TRS-Care plan are established state statute by the Texas Legislature, and there is no continuing obligation to provide benefits beyond each fiscal year. The TRS-Care plan is currently funded on a pay-as-you-go basis and is subject to change based on available funding. Funding for TRS-Care is provided by retiree premium contributions and contributions from the state, active employees, and school districts based upon public school district payroll. The TRS Board of trustees does not have the authority to set or amend contribution rates.

Texas Insurance Code, section 1575.202 establishes the state’s contribution rate which is 1.25% of the employee’s salary. Section 1575.203 establishes the active employee’s rate which is 0.65% of pay. Section 1575.204 establishes an employer contribution rate of not less than 0.25% or not more than 0.75% of the salary of each active employee of the public or charter school. The actual employer contribution rate is prescribed by the Legislature in the General Appropriations Act.

The following table shows contributions to the TRS-Care plan by type of contributor.

| | 2020 | 2021 |
|--|-------|------------|
| Member | 0.65% | 0.65% |
| Non-Employer Contributing Entity (State) | 1.25% | 1.25% |
| Employers | 0.75% | 0.75% |
| Federal/Private Funding Remitted by Employers | 1.25% | 1.25% |
| Current Year Employer Contributions | | \$ 201,668 |
| Current Year Member Contributions | | \$ 157,850 |
| 2020 Measurement Year NECE On-behalf Contributions | | \$ 257,813 |

ALVARADO INDEPENDENT SCHOOL DISTRICT

Notes to the Financial Statements

Year Ended August 31, 2021

DEFINED BENEFIT PENSION PLAN *(continued)*

Defined Other Post-Employment Benefit Plans - Contributions *(continued)*

In addition to the employer contributions listed above, there is an additional surcharge all TRS employers are subject to (regardless of whether or not they participate in the TRS Care OPEB program). When employers hire a TRS retiree, they are required to pay to TRS Care, a monthly surcharge of \$535 per retiree.

TRS-Care received supplemental appropriations from the State of Texas as the Non-Employer Contributing Entity in the amount of \$230.8 million in fiscal year 2020 to maintain premiums and benefit levels in the 2020-2021 biennium.

Actuarial Assumptions

The actuarial valuation was performed as of August 31, 2019. Update procedures were used to roll forward the Total OPEB Liability to August 31, 2020. The actuarial valuation was determined using the following actuarial assumptions:

The following assumptions and other inputs used for members of TRS-Care are identical to the assumptions used in the August 31, 2018 TRS pension actuarial valuation that was rolled forward to August 31, 2019: Rates of Mortality, Rates of Retirement, Rates of Termination, Rates of Disability Incidence, General Inflation, Wage Inflation, and Expected Growth.

The actuarial valuation of the OPEB plan offered through TRS-Care is similar to the actuarial valuation performed for the pension plan, except that the OPEB valuation is more complex. All the demographic assumptions, including rates of retirement, termination, and disability, and most of the economic assumptions, including general inflation and salary increases, used in the OPEB valuation were identical to those used in the respective TRS pension valuation. The demographic assumptions were developed in the experience study performed for TRS for the period ending August 31, 2017.

The following assumptions and other inputs used for members of TRS-Care are based on an established pattern of practice and are identical to the assumptions used in the August 31, 2019 TRS pension actuarial valuation that was rolled forward to August 31, 2020:

| | |
|----------------------|-------------------------|
| Rates of Mortality | General Inflation |
| Rates of Retirement | Wage Inflation |
| Rates of Termination | Expected Payroll Growth |
| Rates of Disability | |

The active mortality rates were based on 90 percent of the RP-2014 Employee Mortality Tables for males and females, with full generational mortality using Scale BB. The post-retirement mortality rates for healthy lives were based on the 2018 TRS of Texas Healthy Pensioner Mortality Tables, with full generational projection using the ultimate improvement rates from the most recently published scale (U-MP).

ALVARADO INDEPENDENT SCHOOL DISTRICT

Notes to the Financial Statements

Year Ended August 31, 2021

DEFINED BENEFIT PENSION PLAN (continued)

Defined Other Post-Employment Benefit Plans – Actuarial Assumptions (continued)

Additional Actuarial Methods and Assumptions:

| | |
|--|--|
| Valuation Date | August 31, 2019 rolled forward to August 31, 2020 |
| Actuarial Cost Method | Individual Entry Age Normal |
| Inflation | 2.30% |
| Discount Rate | 2.33% as of August 31, 2020 |
| Aging Factors | Based on plan specific experience |
| Election Rates | Normal Retirement: 65% participation prior to age 65 and 40% participation after age 65. 25% of pre-65 retirees are assumed to discontinue coverage at age 65. |
| Expenses | Third-party administrative expenses related to the delivery of health care benefits are included in the age-adjusted claim costs. |
| Salary Increases | 3.05% to 9.05%, including inflation |
| Ad hoc post-employment benefit changes | None |

Discount Rate

A single discount rate of 2.33 percent was used to measure the Total OPEB Liability. There was a decrease of .30 percent in the discount rate since the previous year. *The Discount Rate can be found in the 2020 TRS ACFR on page 76.* Because the plan is essentially a “pay-as-you-go” plan, the single discount rate is equal to the prevailing municipal bond rate. The projection of cash flows used to determine the discount rate assumed that contributions from active members and those of the contributing employers and the non-employer contributing entity are made at the statutorily required rates. Based on those assumptions, the OPEB plan’s fiduciary net position was projected to **not be able** to make all future benefit payments of current plan members. Therefore, the municipal bond rate was used for the long-term rate of return and was applied to all periods of projected benefit payments to determine the total OPEB liability.

The source of the municipal bond rate is the Fidelity “20-year Municipal GO AA Index” as of August 31, 2020 using the fixed-income municipal bonds with 20 years to maturity that include only federally tax-exempt municipal bonds.

ALVARADO INDEPENDENT SCHOOL DISTRICT

Notes to the Financial Statements

Year Ended August 31, 2021

DEFINED BENEFIT PENSION PLAN *(continued)*

Defined Other Post-Employment Benefit Plans *(continued)*

Discount Rate Sensitivity Analysis

The following schedule shows the impact of the net OPEB Liability if the discount rate used was 1% less than and 1% greater than the discount rate that was used (2.33%) in measuring the net OPEB Liability.

| | 1% Decrease in Discount Rate (1.33%) | Discount Rate (2.33%) | 1% Increase in Discount Rate (3.33%) |
|--|--|--------------------------|--|
| Proportionate share of the net OPEB liability: | \$ 11,515,037 | \$ 9,595,882 | \$ 8,080,026 |

OPEB Liabilities, OPEB Expense & Deferred Outflows of Resources and Deferred Inflows of Resources Related to OPEBs

At August 31, 2021, the District reported a liability of \$9,595,882 for its proportionate share of the TRS's net OPEB liability. This liability reflects a reduction of State OPEB support provided to the District. The amount recognized by the District as its proportionate share of the net OPEB liability, the related State support, and the total portion of the net OPEB liability that was associated with the District were as follows:

| | |
|---|----------------------|
| District's proportionate share of the collective net OPEB liability | \$ 9,595,882 |
| State's proportionate share that is associated with the District | 12,894,566 |
| Total | <u>\$ 22,490,448</u> |

The net OPEB liability was measured as of August 31, 2020 and the total OPEB liability used to calculate the net OPEB liability was determined by an actuarial valuation as of that date. The employer's proportion of the net OPEB liability was based on the employer's contributions to the OPEB plan relative to the contributions of all employers to the plan for the period September 1, 2019 thru August 31, 2020.

At August 31, 2020, the employer's proportion of the collective net OPEB liability was 0.0252426793%, which was an increase of 0.0002089757% from its proportion measured as of August 31, 2019.

The following schedule shows the impact of the net OPEB Liability if the healthcare trend rate were calculated using a rate that is 1% less than and 1% greater than the assumed 8.5% rate.

| | 1% Decrease | Current Healthcare Cost Trend Rate | 1% Increase |
|--|--------------|--|---------------|
| Proportionate share of the net OPEB liability: | \$ 7,838,606 | \$ 9,595,882 | \$ 11,936,325 |

ALVARADO INDEPENDENT SCHOOL DISTRICT

Notes to the Financial Statements

Year Ended August 31, 2021

DEFINED BENEFIT PENSION PLAN *(continued)*

Defined Other Post-Employment Benefit Plans *(continued)*

Changes Since the Prior Actuarial Valuation

The following were changes to the actuarial assumptions or other inputs that affected measurement of the Total OPEB liability (TOL) since the prior measurement period:

- The discount rate changed from 2.63 percent as of August 31, 2019 to 2.33 percent as of August 31, 2020. This change increased the Total OPEB Liability.
- The participation rate for post-65 retirees was lowered from 50 percent to 40 percent. This change lowered the Total OPEB Liability.
- The ultimate health care trend rate assumption was lowered from 4.50 percent to 4.25 percent as a result of Congress' repeal of the excise (Cadillac) tax on high-cost employer health plans in December 2019. This change lowered the Total OPEB Liability.

Change of Benefit Terms Since the Prior Measurement Date – There were no changes in benefit terms since the prior measurement date.

For the year ended August 31, 2021, the District recognized OPEB expense of \$(19,942) and revenue of \$(89,535) for support provided by the State.

At August 31, 2021, the District reported its proportionate share of the TRS's deferred outflows of resources and deferred inflows of resources related to OPEB from the following sources:

| | Deferred Outflows of Resources | Deferred Inflows of Resources |
|---|-----------------------------------|----------------------------------|
| Differences between expected and actual economic experiences | \$ 502,437 | \$ 4,391,566 |
| Changes in actuarial assumptions | 591,866 | 2,635,079 |
| Differences between projected and actual investment earnings | 3,118 | - |
| Changes in proportion and differences between the employer's contributions and the proportionate share of contributions | 1,398,204 | - |
| Total as of August 31, 2019 measurement date | \$ 2,495,625 | \$ 7,026,645 |
| Contributions paid to TRS subsequent to the measurement date | 201,668 | - |
| Total as of Fiscal year end | \$ 2,697,293 | \$ 7,026,645 |

\$201,668 reported as deferred outflow of resources resulting from District contributions subsequent to the measurement date will be recognized as a reduction of the net OPEB liability in the year ending August 31, 2022. The remaining net amounts of the employer's balances of deferred outflows and inflows of resources related to OPEBs will be recognized in pension expense as follows:

| <u>Fiscal Year ended August 31,</u> | |
|-------------------------------------|----------------|
| 2022 | \$ (782,720) |
| 2023 | (783,137) |
| 2024 | (783,376) |
| 2025 | (783,313) |
| 2026 | (527,004) |
| Thereafter | (871,470) |
| | \$ (4,531,020) |

ALVARADO INDEPENDENT SCHOOL DISTRICT

Notes to the Financial Statements

Year Ended August 31, 2021

DEFINED BENEFIT PENSION PLAN *(continued)*

Medicare Part D

The Medicare Prescription Drug, Improvement, and Modernization Act of 2003, which was effective January 1, 2006, established prescription drug coverage for Medicare beneficiaries known as Medicare Part D. One of the provisions of Medicare D allows for the Texas Public School Retired Employee Group Insurance Program (TRSCare) to receive retiree drug subsidy payments from the federal government to offset certain prescription drug expenditures for eligible TRS-Care participants. The funds allocated to the District are considered on-behalf payments and are recognized as equal revenues and expenditures in the General Fund. For the year ended August 31, 2021, the contribution made on behalf of the District was \$95,820.

ARBITRAGE COMPLIANCE

The District is monitoring its compliance with Federal arbitrage regulations. As of August 31, 2021, the District is in compliance with Federal regulations and the District has no liability for arbitrage rebates.

TAX ABATEMENTS

In compliance with GASB Statement #77, the District did not have any outstanding tax abatements for the year ended August 31, 2021.

EVALUATION OF SUBSEQUENT EVENTS

The District has evaluated subsequent events through January 6, 2022, the date which the financial statements were available to be issued.

ALVARADO INDEPENDENT SCHOOL DISTRICT
 SCHEDULE OF REVENUES, EXPENDITURES, AND CHANGES IN FUND BALANCE
 BUDGET AND ACTUAL - GENERAL FUND
 FOR THE YEAR ENDED AUGUST 31, 2021

| Data Control Codes | Budgeted Amounts | | Actual Amounts (GAAP BASIS) | Variance With Final Budget Positive or (Negative) |
|--|------------------|---------------|--------------------------------|--|
| | Original | Final | | |
| REVENUES: | | | | |
| 5700 Total Local and Intermediate Sources | \$ 15,730,083 | \$ 16,115,215 | \$ 15,113,315 | \$ (1,001,900) |
| 5800 State Program Revenues | 18,787,212 | 18,787,212 | 18,817,786 | 30,574 |
| 5900 Federal Program Revenues | 773,000 | 773,000 | 717,999 | (55,001) |
| 5020 Total Revenues | 35,290,295 | 35,675,427 | 34,649,100 | (1,026,327) |
| EXPENDITURES: | | | | |
| Current: | | | | |
| 0011 Instruction | 20,101,116 | 20,104,060 | 19,738,716 | 365,344 |
| 0012 Instructional Resources and Media Services | 137,251 | 137,116 | 128,439 | 8,677 |
| 0013 Curriculum and Instructional Staff Development | 442,217 | 441,872 | 446,313 | (4,441) |
| 0021 Instructional Leadership | 500,768 | 513,741 | 508,249 | 5,492 |
| 0023 School Leadership | 1,711,121 | 1,705,057 | 1,730,508 | (25,451) |
| 0031 Guidance, Counseling, and Evaluation Services | 1,152,855 | 1,114,355 | 1,130,206 | (15,851) |
| 0032 Social Work Services | 223,710 | 223,335 | 275,080 | (51,745) |
| 0033 Health Services | 297,352 | 296,155 | 326,734 | (30,579) |
| 0034 Student (Pupil) Transportation | 1,472,861 | 1,472,861 | 1,475,432 | (2,571) |
| 0035 Food Services | 1,800 | 1,800 | 4,919 | (3,119) |
| 0036 Extracurricular Activities | 1,154,243 | 1,146,778 | 1,099,411 | 47,367 |
| 0041 General Administration | 1,357,050 | 1,390,995 | 1,365,194 | 25,801 |
| 0051 Facilities Maintenance and Operations | 4,100,850 | 4,261,350 | 3,757,817 | 503,533 |
| 0052 Security and Monitoring Services | 334,147 | 336,147 | 286,212 | 49,935 |
| 0053 Data Processing Services | 1,146,381 | 1,236,663 | 1,283,192 | (46,529) |
| 0061 Community Services | 248,342 | 248,342 | 234,633 | 13,709 |
| Debt Service: | | | | |
| 0071 Principal on Long-Term Debt | 390,000 | 390,000 | 390,000 | - |
| 0072 Interest on Long-Term Debt | 108,300 | 108,300 | 108,550 | (250) |
| Capital Outlay: | | | | |
| 0081 Facilities Acquisition and Construction | 394,931 | 531,500 | 63,498 | 468,002 |
| Intergovernmental: | | | | |
| 0095 Payments to Juvenile Justice Alternative Ed. Prg. | 15,000 | 15,000 | - | 15,000 |
| 6030 Total Expenditures | 35,290,295 | 35,675,427 | 34,353,103 | 1,322,324 |
| 1100 Excess of Revenues Over Expenditures | - | - | 295,997 | 295,997 |
| OTHER FINANCING SOURCES (USES): | | | | |
| 7915 Transfers In | 888,965 | 888,965 | - | (888,965) |
| 8911 Transfers Out (Use) | (888,965) | (888,965) | - | 888,965 |
| 7080 Total Other Financing Sources (Uses) | - | - | - | - |
| 1200 Net Change in Fund Balances | - | - | 295,997 | 295,997 |
| 0100 Fund Balance - September 1 (Beginning) | 14,822,540 | 14,822,540 | 14,822,540 | - |
| 3000 Fund Balance - August 31 (Ending) | \$ 14,822,540 | \$ 14,822,540 | \$ 15,118,537 | \$ 295,997 |

ALVARADO INDEPENDENT SCHOOL DISTRICT
SCHEDULE OF THE DISTRICT'S PROPORTIONATE SHARE OF THE NET PENSION LIABILITY
TEACHER RETIREMENT SYSTEM OF TEXAS
FOR THE YEAR ENDED AUGUST 31, 2021

| | FY 2021 <u>Plan Year 2020</u> | FY 2020 <u>Plan Year 2019</u> | FY 2019 <u>Plan Year 2018</u> |
|--|----------------------------------|----------------------------------|----------------------------------|
| District's Proportion of the Net Pension Liability (Asset) | 0.0181422% | 0.0191816% | 0.0180643% |
| District's Proportionate Share of Net Pension Liability (Asset) | \$ 9,716,617 | \$ 9,971,194 | \$ 9,946,053 |
| State's Proportionate Share of the Net Pension Liability (Asset) Associated with the District | 16,487,609 | 15,085,150 | 15,808,688 |
| Total | <u>\$ 26,204,226</u> | <u>\$ 25,056,344</u> | <u>\$ 25,754,741</u> |
| District's Covered Payroll | \$ 23,209,765 | \$ 21,511,886 | \$ 20,227,999 |
| District's Proportionate Share of the Net Pension Liability (Asset) as a Percentage of its Covered Payroll | 41.86% | 46.35% | 49.15% |
| Plan Fiduciary Net Position as a Percentage of the Total Pension Liability | 75.54% | 75.24% | 73.74% |

Note: GASB Codification, Vol. 2, P20.183 requires that the information on this schedule be data from the period corresponding with the periods covered as of the measurement dates of August 31, 2020 for year 2021, August 31, 2019 for year 2020, August 31, 2018 for year 2019, August 31, 2017 for year 2018, August 31, 2016 for year 2017, August 31, 2015 for year 2016 and August 31, 2014 for year 2015.

This schedule shows only the years for which this information is available. Additional information will be added until 10 years of data are available and reported.

| | FY 2018 Plan Year 2017 | FY 2017 Plan Year 2016 | FY 2016 Plan Year 2015 | FY 2015 Plan Year 2014 |
|----|---------------------------|---------------------------|---------------------------|---------------------------|
| | 0.0172916% | 0.0173935% | 0.018155% | 0.0105713% |
| \$ | 5,528,934 | \$ 6,572,727 | \$ 6,417,551 | \$ 2,723,740 |
| | 9,557,136 | 11,753,013 | 10,971,853 | 9,579,928 |
| \$ | 15,086,070 | \$ 18,325,740 | \$ 17,389,404 | \$ 12,303,668 |
| \$ | 19,369,070 | \$ 19,130,726 | \$ 18,190,277 | \$ 17,148,757 |
| | 28.55% | 34.36% | 35.28% | 16.47% |
| | 82.17% | 78.00% | 78.43% | 83.25% |

ALVARADO INDEPENDENT SCHOOL DISTRICT
SCHEDULE OF DISTRICT'S CONTRIBUTIONS FOR PENSIONS
TEACHER RETIREMENT SYSTEM OF TEXAS
FOR FISCAL YEAR 2021

| | 2021 | 2020 | 2019 |
|---|---------------|---------------|---------------|
| Contractually Required Contribution | \$ 777,873 | \$ 748,100 | \$ 669,163 |
| Contribution in Relation to the Contractually Required Contribution | (777,873) | (748,100) | (669,163) |
| Contribution Deficiency (Excess) | \$ - | \$ - | \$ - |
| District's Covered Payroll | \$ 24,283,909 | \$ 23,209,765 | \$ 21,511,886 |
| Contributions as a Percentage of Covered Payroll | 3.20% | 3.22% | 3.11% |

Note: GASB Codification, Vol. 2, P20.183 requires that the data in this schedule be presented as of the District's respective fiscal years as opposed to the time periods covered by the measurement dates ending August 31 of the preceding year.

This schedule shows only the years for which this information is available. Additional information will be added until 10 years of data are available and reported.

| | 2018 | 2017 | 2016 | 2015 |
|----|------------|---------------|---------------|---------------|
| \$ | 612,868 | \$ 566,719 | \$ 552,816 | \$ 537,577 |
| | (612,868) | (566,719) | (552,816) | (537,577) |
| \$ | - | \$ - | \$ - | \$ - |
| \$ | 20,227,999 | \$ 19,369,070 | \$ 19,130,726 | \$ 18,190,277 |
| | 3.03% | 2.93% | 2.89% | 2.96% |

ALVARADO INDEPENDENT SCHOOL DISTRICT
SCHEDULE OF THE DISTRICT'S PROPORTIONATE SHARE OF THE NET OPEB LIABILITY
TEACHER RETIREMENT SYSTEM OF TEXAS
FOR THE YEAR ENDED AUGUST 31, 2021

| | FY 2021 Plan Year 2020 | FY 2020 Plan Year 2019 | FY 2019 Plan Year 2018 | FY 2018 Plan Year 2017 |
|---|---------------------------|---------------------------|---------------------------|---------------------------|
| District's Proportion of the Net Liability (Asset) for Other Postemployment Benefits | 0.0252427% | 0.0250337% | 0.0231657% | 0.0222512% |
| District's Proportionate Share of Net OPEB Liability (Asset) | \$ 9,595,882 | \$ 11,838,745 | \$ 11,566,830 | \$ 9,676,192 |
| State's Proportionate Share of the Net OPEB Liability (Asset) Associated with the District | 12,894,566 | 15,731,044 | 17,459,931 | 15,346,916 |
| Total | <u>\$ 22,490,448</u> | <u>\$ 27,569,789</u> | <u>\$ 29,026,761</u> | <u>\$ 25,023,108</u> |
| District's Covered Payroll | \$ 23,209,765 | \$ 21,511,886 | \$ 20,227,999 | \$ 19,369,070 |
| District's Proportionate Share of the Net OPEB Liability (Asset) as a Percentage of its Covered Payroll | 41.34% | 55.03% | 57.18% | 49.96% |
| Plan Fiduciary Net Position as a Percentage of the Total OPEB Liability | 4.99% | 2.66% | 1.57% | 0.91% |

Note: GASB Codification, Vol. 2, P50.238 states that the information on this schedule should be determined as of the measurement date. Therefore the amounts reported for FY 2021 are for the measurement date of August 31, 2020. The amounts for FY 2020 are for the measurement date of August 31, 2019. The amounts for FY 2019 are for the measurement date August 31, 2018. The amounts for FY 2018 are based on the August 31, 2017 measurement date.

This schedule shows only the years for which this information is available. Additional information will be added until 10 years of data are available and reported.

ALVARADO INDEPENDENT SCHOOL DISTRICT
 SCHEDULE OF DISTRICT'S CONTRIBUTIONS FOR OTHER POSTEMPLOYMENT BENEFITS (OPEB)
 TEACHER RETIREMENT SYSTEM OF TEXAS
 FOR FISCAL YEAR 2021

| | 2021 | 2020 | 2019 | 2018 |
|---|---------------|---------------|---------------|---------------|
| Contractually Required Contribution | \$ 201,668 | \$ 190,892 | \$ 178,248 | \$ 161,023 |
| Contribution in Relation to the Contractually Required Contribution | (201,668) | (190,892) | (178,248) | (161,023) |
| Contribution Deficiency (Excess) | \$ - | \$ - | \$ - | \$ - |
| District's Covered Payroll | \$ 24,283,909 | \$ 23,209,765 | \$ 21,511,886 | \$ 20,227,999 |
| Contributions as a Percentage of Covered Payroll | 0.83% | 0.82% | 0.83% | 0.80% |

Note: GASB Codification, Vol. 2, P50.238 requires that the data in this schedule be presented as of the District's respective fiscal years as opposed to the time periods covered by the measurement dates ending August 31 of the preceding year.

Information in this schedule should be provided only for the years where data is available. Eventually 10 years of data should be presented.

This page left blank intentionally.

COMBINING STATEMENTS

ALVARADO INDEPENDENT SCHOOL DISTRICT
 COMBINING BALANCE SHEET
 NONMAJOR GOVERNMENTAL FUNDS
 AUGUST 31, 2021

| Data Control Codes | 211 ESEA I, A Improving Basic Program | 224 IDEA - Part B Formula | 225 IDEA - Part B Preschool | 240 National Breakfast and Lunch Program | |
|----------------------------|--|---------------------------------|-----------------------------------|---|---------------------|
| ASSETS | | | | | |
| 1110 | Cash and Cash Equivalents | \$ (70,093) | \$ (12,194) | \$ (1,272) | \$ 19,971 |
| 1120 | Investments - Current | - | - | - | 1,000,483 |
| 1240 | Due from Other Governments | 94,817 | 50,981 | 1,272 | 22,687 |
| 1290 | Other Receivables | - | - | - | 795 |
| 1410 | Prepayments | - | - | - | (1,220) |
| 1000 | Total Assets | <u>\$ 24,724</u> | <u>\$ 38,787</u> | <u>\$ -</u> | <u>\$ 1,042,716</u> |
| LIABILITIES | | | | | |
| 2150 | Payroll Deductions and Withholdings Payable | \$ 258 | \$ - | \$ - | \$ - |
| 2160 | Accrued Wages Payable | 5,369 | 36,334 | - | - |
| 2170 | Due to Other Funds | 19,097 | 2,453 | - | - |
| 2000 | Total Liabilities | <u>24,724</u> | <u>38,787</u> | <u>-</u> | <u>-</u> |
| FUND BALANCES | | | | | |
| Nonspendable Fund Balance: | | | | | |
| 3430 | Prepaid Items | - | - | - | (1,220) |
| Restricted Fund Balance: | | | | | |
| 3450 | Federal or State Funds Grant Restriction | - | - | - | 878,016 |
| 3600 | Unassigned Fund Balance | - | - | - | 165,920 |
| 3000 | Total Fund Balances | <u>-</u> | <u>-</u> | <u>-</u> | <u>1,042,716</u> |
| 4000 | Total Liabilities and Fund Balances | <u>\$ 24,724</u> | <u>\$ 38,787</u> | <u>\$ -</u> | <u>\$ 1,042,716</u> |

| 244 Career and Technical - Basic Grant | 255 ESEA II,A Training and Recruiting | 263 Title III, A English Lang. Acquisition | 266 ESSER I School Emerg Relief | 276 Title I - SIP Academy Grant | 281 ESSER II School Emerg Relief | 282 ESSER III School Emerg Relief | 289 Other Federal Special Revenue Funds |
|---|--|---|--|--|---|--|--|
| \$ 587 | \$ (53,807) | \$ 58,365 | \$ 19,411 | \$ - | \$ 73,072 | \$ (330,446) | \$ 11,846 |
| - | - | - | - | - | - | - | - |
| 2,769 | 56,501 | 434 | 70,919 | - | 268,471 | 330,446 | 319 |
| - | - | - | - | - | - | - | - |
| - | - | - | - | - | - | - | - |
| <u>\$ 3,356</u> | <u>\$ 2,694</u> | <u>\$ 58,799</u> | <u>\$ 90,330</u> | <u>\$ -</u> | <u>\$ 341,543</u> | <u>\$ -</u> | <u>\$ 12,165</u> |
| \$ 576 | \$ 2,694 | \$ - | \$ - | \$ - | \$ - | \$ - | \$ - |
| - | - | - | - | - | - | - | - |
| 2,780 | - | 58,799 | 90,330 | - | 341,543 | - | - |
| <u>3,356</u> | <u>2,694</u> | <u>58,799</u> | <u>90,330</u> | <u>-</u> | <u>341,543</u> | <u>-</u> | <u>-</u> |
| - | - | - | - | - | - | - | - |
| - | - | - | - | - | - | - | - |
| - | - | - | - | - | - | - | 12,165 |
| - | - | - | - | - | - | - | <u>12,165</u> |
| <u>\$ 3,356</u> | <u>\$ 2,694</u> | <u>\$ 58,799</u> | <u>\$ 90,330</u> | <u>\$ -</u> | <u>\$ 341,543</u> | <u>\$ -</u> | <u>\$ 12,165</u> |

ALVARADO INDEPENDENT SCHOOL DISTRICT
 COMBINING BALANCE SHEET
 NONMAJOR GOVERNMENTAL FUNDS
 AUGUST 31, 2021

| Data Control Codes | 397 Advanced Placement Incentives | 410 State Instructional Materials | 429 Other State Special Revenue Funds | 461 Campus Activity Funds |
|--|--|--|--|------------------------------------|
| ASSETS | | | | |
| 1110 Cash and Cash Equivalents | \$ 11 | \$ 14,844 | \$ - | \$ 293,502 |
| 1120 Investments - Current | - | - | - | - |
| 1240 Due from Other Governments | - | 46,397 | - | - |
| 1290 Other Receivables | - | - | - | - |
| 1410 Prepayments | - | - | - | - |
| 1000 Total Assets | <u>\$ 11</u> | <u>\$ 61,241</u> | <u>\$ -</u> | <u>\$ 293,502</u> |
| LIABILITIES | | | | |
| 2150 Payroll Deductions and Withholdings Payable | \$ - | \$ - | \$ - | \$ - |
| 2160 Accrued Wages Payable | - | - | - | - |
| 2170 Due to Other Funds | - | - | 251 | - |
| 2000 Total Liabilities | <u>-</u> | <u>-</u> | <u>251</u> | <u>-</u> |
| FUND BALANCES | | | | |
| Nonspendable Fund Balance: | | | | |
| 3430 Prepaid Items | - | - | - | - |
| Restricted Fund Balance: | | | | |
| 3450 Federal or State Funds Grant Restriction | - | - | - | - |
| 3600 Unassigned Fund Balance | 11 | 61,241 | (251) | 293,502 |
| 3000 Total Fund Balances | <u>11</u> | <u>61,241</u> | <u>(251)</u> | <u>293,502</u> |
| 4000 Total Liabilities and Fund Balances | <u>\$ 11</u> | <u>\$ 61,241</u> | <u>\$ -</u> | <u>\$ 293,502</u> |

| 499 Other Local Special Revenue Funds | Total Nonmajor Governmental Funds |
|--|--|
| \$ 8,000 | \$ 31,797 |
| - | 1,000,483 |
| - | 946,013 |
| - | 795 |
| - | (1,220) |
| <u>\$ 8,000</u> | <u>\$ 1,977,868</u> |
| | |
| \$ - | \$ 3,528 |
| - | 41,703 |
| - | 515,253 |
| <u>-</u> | <u>560,484</u> |
| | |
| - | (1,220) |
| - | 878,016 |
| 8,000 | 540,588 |
| <u>8,000</u> | <u>1,417,384</u> |
| | |
| <u>\$ 8,000</u> | <u>\$ 1,977,868</u> |

ALVARADO INDEPENDENT SCHOOL DISTRICT
 COMBINING STATEMENT OF REVENUES, EXPENDITURES AND CHANGES IN
 FUND BALANCES - NONMAJOR GOVERNMENTAL FUNDS
 FOR THE YEAR ENDED AUGUST 31, 2021

| Data Control Codes | 211 ESEA I, A Improving Basic Program | 224 IDEA - Part B Formula | 225 IDEA - Part B Preschool | 240 National Breakfast and Lunch Program |
|---|--|---------------------------------|-----------------------------------|---|
| REVENUES: | | | | |
| 5700 Total Local and Intermediate Sources | \$ - | \$ - | \$ - | \$ 175,568 |
| 5800 State Program Revenues | - | - | - | 10,010 |
| 5900 Federal Program Revenues | 818,843 | 654,941 | 12,999 | 1,529,177 |
| 5020 Total Revenues | 818,843 | 654,941 | 12,999 | 1,714,755 |
| EXPENDITURES: | | | | |
| Current: | | | | |
| 0011 Instruction | 632,852 | 654,941 | 12,999 | - |
| 0012 Instructional Resources and Media Services | - | - | - | - |
| 0013 Curriculum and Instructional Staff Development | 74,313 | - | - | - |
| 0021 Instructional Leadership | - | - | - | - |
| 0023 School Leadership | 72,218 | - | - | - |
| 0031 Guidance, Counseling, and Evaluation Services | 39,460 | - | - | - |
| 0033 Health Services | - | - | - | - |
| 0034 Student (Pupil) Transportation | - | - | - | - |
| 0035 Food Services | - | - | - | 1,873,513 |
| 0036 Extracurricular Activities | - | - | - | - |
| 0041 General Administration | - | - | - | - |
| 0051 Facilities Maintenance and Operations | - | - | - | - |
| 0053 Data Processing Services | - | - | - | - |
| 0061 Community Services | - | - | - | - |
| 6030 Total Expenditures | 818,843 | 654,941 | 12,999 | 1,873,513 |
| 1200 Net Change in Fund Balance | - | - | - | (158,758) |
| 0100 Fund Balance - September 1 (Beginning) | - | - | - | 1,201,474 |
| 3000 Fund Balance - August 31 (Ending) | \$ - | \$ - | \$ - | \$ 1,042,716 |

| 244 Career and Technical - Basic Grant | 255 ESEA II,A Training and Recruiting | 263 Title III, A English Lang. Acquisition | 266 ESSER I School Emerg Relief | 276 Title I - SIP Academy Grant | 281 ESSER II School Emerg Relief | 282 ESSER III School Emerg Relief | 289 Other Federal Special Revenue Funds |
|---|--|---|--|--|---|--|--|
| \$ - | \$ - | \$ - | \$ - | \$ - | \$ - | \$ - | \$ - |
| - | - | - | - | - | - | - | - |
| 40,923 | 111,191 | 69,260 | 204,042 | 10,500 | 341,543 | 330,446 | 43,448 |
| 40,923 | 111,191 | 69,260 | 204,042 | 10,500 | 341,543 | 330,446 | 43,448 |
| - | 111,191 | 69,260 | 130,268 | 10,500 | 73,072 | 307,125 | 43,448 |
| - | - | - | - | - | - | - | - |
| - | - | - | - | - | - | - | - |
| - | - | - | - | - | - | - | - |
| 40,923 | - | - | - | - | - | - | - |
| - | - | - | 424 | - | - | - | - |
| - | - | - | - | - | - | 23,321 | - |
| - | - | - | - | - | - | - | - |
| - | - | - | 2,950 | - | - | - | - |
| - | - | - | - | - | - | - | - |
| - | - | - | 60,120 | - | 268,471 | - | - |
| - | - | - | 10,280 | - | - | - | - |
| - | - | - | - | - | - | - | - |
| 40,923 | 111,191 | 69,260 | 204,042 | 10,500 | 341,543 | 330,446 | 43,448 |
| - | - | - | - | - | - | - | - |
| - | - | - | - | - | - | - | 12,165 |
| \$ - | \$ - | \$ - | \$ - | \$ - | \$ - | \$ - | \$ 12,165 |

ALVARADO INDEPENDENT SCHOOL DISTRICT
 COMBINING STATEMENT OF REVENUES, EXPENDITURES AND CHANGES IN
 FUND BALANCES - NONMAJOR GOVERNMENTAL FUNDS
 FOR THE YEAR ENDED AUGUST 31, 2021

| Data Control Codes | 397 Advanced Placement Incentives | 410 State Instructional Materials | 429 Other State Special Revenue Funds | 461 Campus Activity Funds |
|---|--|--|--|------------------------------------|
| REVENUES: | | | | |
| 5700 Total Local and Intermediate Sources | \$ - | \$ - | \$ - | \$ 92,723 |
| 5800 State Program Revenues | - | 247,509 | - | - |
| 5900 Federal Program Revenues | - | - | - | - |
| 5020 Total Revenues | - | 247,509 | - | 92,723 |
| EXPENDITURES: | | | | |
| Current: | | | | |
| 0011 Instruction | - | 250,313 | - | 47,045 |
| 0012 Instructional Resources and Media Services | - | - | - | 10,196 |
| 0013 Curriculum and Instructional Staff Development | - | - | - | - |
| 0021 Instructional Leadership | - | - | - | 716 |
| 0023 School Leadership | - | - | - | - |
| 0031 Guidance, Counseling, and Evaluation Services | - | - | - | 1,225 |
| 0033 Health Services | - | - | - | - |
| 0034 Student (Pupil) Transportation | - | - | - | - |
| 0035 Food Services | - | - | - | - |
| 0036 Extracurricular Activities | - | - | - | 33,305 |
| 0041 General Administration | - | - | - | 6,283 |
| 0051 Facilities Maintenance and Operations | - | - | - | 1,612 |
| 0053 Data Processing Services | - | - | - | 3,187 |
| 0061 Community Services | - | - | - | 113 |
| 6030 Total Expenditures | - | 250,313 | - | 103,682 |
| 1200 Net Change in Fund Balance | - | (2,804) | - | (10,959) |
| 0100 Fund Balance - September 1 (Beginning) | 11 | 64,045 | (251) | 304,461 |
| 3000 Fund Balance - August 31 (Ending) | \$ 11 | \$ 61,241 | \$ (251) | \$ 293,502 |

| 499 Other Local Special Revenue Funds | Total Nonmajor Governmental Funds |
|--|--|
| \$ - | \$ 268,291 |
| - | 257,519 |
| - | 4,167,313 |
| - | 4,693,123 |
| - | 2,343,014 |
| - | 10,196 |
| - | 74,313 |
| - | 716 |
| - | 72,218 |
| - | 81,608 |
| - | 424 |
| - | 23,321 |
| - | 1,873,513 |
| - | 36,255 |
| - | 6,283 |
| - | 330,203 |
| - | 13,467 |
| - | 113 |
| - | 4,865,644 |
| - | (172,521) |
| 8,000 | 1,589,905 |
| \$ 8,000 | \$ 1,417,384 |

ALVARADO INDEPENDENT SCHOOL DISTRICT
SCHEDULE OF DELINQUENT TAXES RECEIVABLE
FISCAL YEAR ENDED AUGUST 31, 2021

| Last 10 Years Ended August 31 | (1) | (2) | (3) |
|----------------------------------|-------------|--------------|--|
| | Tax Rates | | Assessed/Appraised Value for School Tax Purposes |
| | Maintenance | Debt Service | |
| 2012 and prior years | Various | Various | \$ 8,860,013,782 |
| 2013 | 1.040000 | 0.276000 | 1,429,434,574 |
| 2014 | 1.040000 | 0.421000 | 1,329,290,064 |
| 2015 | 1.040000 | 0.421000 | 1,455,158,554 |
| 2016 | 1.040000 | 0.421000 | 1,436,276,906 |
| 2017 | 1.040000 | 0.421000 | 1,279,754,327 |
| 2018 | 1.040000 | 0.421000 | 1,215,157,455 |
| 2019 | 1.040000 | 0.421000 | 1,342,474,548 |
| 2020 | 0.970000 | 0.500000 | 1,453,385,046 |
| 2021 (School year under audit) | 0.872000 | 0.500000 | 1,458,241,556 |
| 1000 TOTALS | | | |

| (10) Beginning Balance 9/1/2020 | (20) Current Year's Total Levy | (31) Maintenance Collections | (32) Debt Service Collections | (40) Entire Year's Adjustments | (50) Ending Balance 8/31/2021 |
|--|---|------------------------------------|-------------------------------------|---|--|
| \$ 728,997 | \$ - | \$ 12,956 | \$ 2,911 | \$ (678) | \$ 712,452 |
| 107,559 | - | 1,806 | 479 | - | 105,274 |
| 113,924 | - | 1,987 | 804 | - | 111,133 |
| 103,484 | - | 5,138 | 2,080 | (1,864) | 94,402 |
| 96,332 | - | 6,058 | 2,452 | (2,039) | 85,783 |
| 115,337 | - | 7,907 | 3,201 | (3,500) | 100,729 |
| 105,595 | - | 13,386 | 5,418 | (4,646) | 82,145 |
| 170,131 | - | 43,037 | 17,422 | 5,772 | 115,444 |
| 432,610 | - | 147,085 | 75,817 | (31,678) | 178,030 |
| - | 21,383,654 | 13,807,860 | 7,143,968 | 89,477 | 521,303 |
| <u>\$ 1,973,969</u> | <u>\$ 21,383,654</u> | <u>\$ 14,047,220</u> | <u>\$ 7,254,552</u> | <u>\$ 50,844</u> | <u>\$ 2,106,695</u> |

ALVARADO INDEPENDENT SCHOOL DISTRICT
 SCHEDULE OF REVENUES, EXPENDITURES, AND CHANGES IN FUND BALANCE
 BUDGET AND ACTUAL - CHILD NUTRITION PROGRAM
 FOR THE YEAR ENDED AUGUST 31, 2021

| Data Control Codes | Budgeted Amounts | | Actual Amounts (GAAP BASIS) | Variance With Final Budget Positive or (Negative) |
|---|---------------------|---------------------|--------------------------------|--|
| | Original | Final | | |
| REVENUES: | | | | |
| 5700 Total Local and Intermediate Sources | \$ 890,985 | \$ 890,985 | \$ 175,568 | \$ (715,417) |
| 5800 State Program Revenues | 10,550 | 10,550 | 10,010 | (540) |
| 5900 Federal Program Revenues | 1,535,063 | 1,535,063 | 1,529,177 | (5,886) |
| 5020 Total Revenues | <u>2,436,598</u> | <u>2,436,598</u> | <u>1,714,755</u> | <u>(721,843)</u> |
| EXPENDITURES: | | | | |
| Current: | | | | |
| 0035 Food Services | <u>2,436,598</u> | <u>2,436,598</u> | <u>1,873,513</u> | <u>563,085</u> |
| 6030 Total Expenditures | <u>2,436,598</u> | <u>2,436,598</u> | <u>1,873,513</u> | <u>563,085</u> |
| 1200 Net Change in Fund Balances | - | - | (158,758) | (158,758) |
| 0100 Fund Balance - September 1 (Beginning) | <u>1,201,850</u> | <u>1,201,850</u> | <u>1,201,474</u> | <u>(376)</u> |
| 3000 Fund Balance - August 31 (Ending) | <u>\$ 1,201,850</u> | <u>\$ 1,201,850</u> | <u>\$ 1,042,716</u> | <u>\$ (159,134)</u> |

ALVARADO INDEPENDENT SCHOOL DISTRICT
SCHEDULE OF REVENUES, EXPENDITURES, AND CHANGES IN FUND BALANCE
BUDGET AND ACTUAL - DEBT SERVICE FUND
FOR THE YEAR ENDED AUGUST 31, 2021

| Data Control Codes | Budgeted Amounts | | Actual Amounts (GAAP BASIS) | Variance With Final Budget Positive or (Negative) |
|--|------------------|--------------|--------------------------------|--|
| | Original | Final | | |
| REVENUES: | | | | |
| 5700 Total Local and Intermediate Sources | \$ 7,420,770 | \$ 7,420,770 | \$ 7,347,930 | \$ (72,840) |
| 5800 State Program Revenues | - | - | 81,231 | 81,231 |
| 5020 Total Revenues | 7,420,770 | 7,420,770 | 7,429,161 | 8,391 |
| EXPENDITURES: | | | | |
| Debt Service: | | | | |
| 0071 Principal on Long-Term Debt | 3,453,000 | 3,453,000 | 5,368,000 | (1,915,000) |
| 0072 Interest on Long-Term Debt | 2,805,713 | 2,805,713 | 1,835,125 | 970,588 |
| 0073 Bond Issuance Cost and Fees | 15,000 | 15,000 | 432,147 | (417,147) |
| 6030 Total Expenditures | 6,273,713 | 6,273,713 | 7,635,272 | (1,361,559) |
| 1100 Excess (Deficiency) of Revenues Over (Under) Expenditures | 1,147,057 | 1,147,057 | (206,111) | (1,353,168) |
| OTHER FINANCING SOURCES (USES): | | | | |
| 7901 Refunding Bonds Issued | - | - | 35,285,000 | 35,285,000 |
| 7916 Premium or Discount on Issuance of Bonds | - | - | 4,682,625 | 4,682,625 |
| 8940 Payment to Bond Refunding Escrow Agent (Use) | - | - | (39,540,333) | (39,540,333) |
| 8949 Other (Uses) | (1,147,057) | (1,147,057) | - | 1,147,057 |
| 7080 Total Other Financing Sources (Uses) | (1,147,057) | (1,147,057) | 427,292 | 1,574,349 |
| 1200 Net Change in Fund Balances | - | - | 221,181 | 221,181 |
| 0100 Fund Balance - September 1 (Beginning) | 1,300,485 | 1,300,485 | 1,300,486 | 1 |
| 3000 Fund Balance - August 31 (Ending) | \$ 1,300,485 | \$ 1,300,485 | \$ 1,521,667 | \$ 221,182 |

This page left blank intentionally.

FEDERAL AWARDS SECTION

This page left blank intentionally.



**INDEPENDENT AUDITOR'S REPORT ON INTERNAL CONTROL OVER FINANCIAL REPORTING
AND ON COMPLIANCE AND OTHER MATTERS BASED ON AN AUDIT OF FINANCIAL STATEMENTS
PERFORMED IN ACCORDANCE WITH *GOVERNMENT AUDITING STANDARDS***

Board of Trustees
Alvarado Independent School District
P.O. Box 387
Alvarado, Texas 76009

We have audited, in accordance with the auditing standards generally accepted in the United States of America and the standards applicable to financial audits contained in *Government Auditing Standards* issued by the Comptroller General of the United States, the financial statements of the governmental activities, the business-type activities, each major fund, and the aggregate remaining fund information of Alvarado Independent School District (the District), as of and for the year ended August 31, 2021, and the related notes to the financial statements, which collectively comprise the District's basic financial statements, and have issued our report thereon dated December 4, 2020.

Internal Control Over Financial Reporting

In planning and performing our audit of the financial statements, we considered the District's internal control over financial reporting (internal control) to determine the audit procedures that are appropriate in the circumstances for the purpose of expressing our opinions on the financial statements, but not for the purpose of expressing an opinion on the effectiveness of the District's internal control. Accordingly, we do not express an opinion on the effectiveness of Alvarado Independent School District's internal control.

A deficiency in internal control exists when the design or operation of a control does not allow management or employees, in the normal course of performing their assigned functions, to prevent, or detect and correct, misstatements on a timely basis. A *material weakness* is a deficiency, or a combination of deficiencies, in internal control, such that there is a reasonable possibility that a material misstatement of the entity's financial statements will not be prevented, or detected and corrected on a timely basis. A *significant deficiency* is a deficiency, or a combination of deficiencies, in internal control that is less severe than a material weakness, yet important enough to merit attention by those charged with governance.

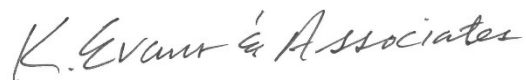
Our consideration of internal control was for the limited purpose described in the first paragraph of this section and was not designed to identify all deficiencies in internal control that might be material weaknesses or, significant deficiencies. Given these limitations, during our audit we did not identify any deficiencies in internal control that we consider to be material weaknesses. However, material weaknesses may exist that have not been identified.

Compliance & Other Matters

As part of obtaining reasonable assurance about whether the District's financial statements are free from material misstatement, we performed tests of its compliance with certain provisions of laws, regulations, contracts, and grant agreements, noncompliance with which could have a direct and material effect on the determination of financial statement amounts. However, providing an opinion on compliance with those provisions was not an objective of our audit, and accordingly, we do not express such an opinion. The results of our tests disclosed no instances of noncompliance or other matters that are required to be reported under *Government Auditing Standards*.

Purpose of this Report

The purpose of this report is solely to describe the scope of our testing of internal control and compliance and the results of that testing, and not to provide an opinion on the effectiveness of the entity's internal control or on compliance. This report is an integral part of an audit performed in accordance with *Government Auditing Standards* in considering the entity's internal control and compliance. Accordingly, this communication is not suitable for any other purpose.



K. Evans & Associates, CPA's
Frisco, TX
January 6, 2022



**INDEPENDENT AUDITOR'S REPORT ON COMPLIANCE FOR EACH MAJOR PROGRAM
AND ON INTERNAL CONTROL OVER COMPLIANCE REQUIRED BY
THE UNIFORM GUIDANCE**

Board of Trustees

Alvarado Independent School District

P.O. Box 387
Alvarado, Texas 76009

Report on Compliance for Each Major Federal Program

We have audited Alvarado Independent School District's (the District) compliance with the types of compliance requirements described in the *OMB Compliance Supplement* that could have a direct and material effect on each of the District's major federal programs for the year ended August 31, 2021. The District's major federal programs are identified in the summary of auditor's results section of the accompanying schedule of findings and questioned costs.

Management's Responsibility

Management is responsible for compliance with federal statutes, regulations, and the terms and conditions of its federal awards applicable to its federal programs.

Auditor's Responsibility

Our responsibility is to express an opinion on compliance for each of the District's major federal programs based on our audit of the types of compliance requirements referred to above. We conducted our audit of compliance in accordance with auditing standards generally accepted in the United States of America; the standards applicable to financial audits contained in *Government Auditing Standards*, issued by the Comptroller General of the United States; and the audit requirements of Title 2 U.S. *Code of Federal Regulations* Part 200, *Uniform Administrative Requirements, Cost Principles, and Audit Requirements for Federal Awards* (Uniform Guidance). Those standards and the Uniform Guidance require that we plan and perform the audit to obtain reasonable assurance about whether noncompliance with the types of compliance requirements referred to above that could have a direct and material effect on a major federal program occurred. An audit includes examining, on a test basis, evidence about the District's compliance with those requirements and performing such other procedures as we considered necessary in the circumstances.

We believe that our audit provides a reasonable basis for our opinion on compliance for each major federal program. However, our audit does not provide a legal determination of the District's compliance.

Opinion on Each Major Federal Program

In our opinion, the District, complied, in all material respects, with the types of compliance requirements referred to above that could have a direct and material effect on each of its major federal programs for the year ended August 31, 2021.

Other Matters

The results of our auditing procedures disclosed no instances of noncompliance, which are required to be reported in accordance with the Uniform Guidance. Our opinion on each major federal program is unmodified with respect to these matters.

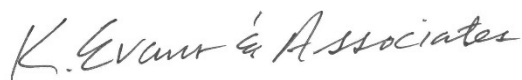
Report on Internal Control Over Compliance

Management of the District, is responsible for establishing and maintaining effective internal control over compliance with the types of compliance requirements referred to above. In planning and performing our audit of compliance, we considered the District's internal control over compliance with the types of requirements that could have a direct and material effect on each major federal program to determine the auditing procedures that are appropriate in the circumstances for the purpose of expressing an opinion on compliance for each major federal program and to test and report on internal control over compliance in accordance with the Uniform Guidance, but not for the purpose of expressing an opinion on the effectiveness of internal control over compliance. Accordingly, we do not express an opinion on the effectiveness of the District's internal control over compliance.

A deficiency in internal control over compliance exists when the design or operation of a control over compliance does not allow management or employees, in the normal course of performing their assigned functions, to prevent, or detect and correct, noncompliance with a type of compliance requirement of a federal program on a timely basis. *A material weakness in internal control over compliance* is a deficiency, or combination of deficiencies, in internal control over compliance, such that there is a reasonable possibility that material noncompliance with a type of compliance requirement of a federal program will not be prevented, or detected and corrected, on a timely basis. *A significant deficiency in internal control over compliance* is a deficiency, or a combination of deficiencies, in internal control over compliance with a type of compliance requirement of a federal program that is less severe than a material weakness in internal control over compliance, yet important enough to merit attention by those charged with governance.

Our consideration of internal control over compliance was for the limited purpose described in the first paragraph of this section and was not designed to identify all deficiencies in internal control over compliance that might be material weaknesses or significant deficiencies. We did not identify any deficiencies in internal control over compliance that we consider to be material weaknesses. However, material weaknesses may exist that have not been identified.

The purpose of this report on internal control over compliance is solely to describe the scope of our testing of internal control over compliance and the results of that testing based on the requirements of the Uniform Guidance. Accordingly, this report is not suitable for any other purpose.



K. Evans & Associates, CPA's
Frisco, TX
January 6, 2022

ALAVARADO INDEPENDENT SCHOOL DISTRICT

Schedule of Findings and Questioned Costs

For the Year Ended August 31, 2021

Summary of Auditor's Results:

Financial Statements

- An unmodified opinion was issued on the financial statements.
- Internal control over financial reporting:
 - Material weakness(es) identified? Yes No
 - Significant deficiency(ies) identified that are not considered a material weakness? Yes None reported
- Noncompliance material to financial statements noted. Yes No

Major Federal Programs

- Internal control over major federal programs:
 - Material weakness(es) identified? Yes No
 - Significant deficiency(ies) identified that are not considered a material weakness? Yes None reported
- An unmodified opinion was issued on compliance for major federal programs.
- Any audit findings disclosed that were required to be reported in accordance with 2 CFR 200.516(a)? Yes No
- Identification of major federal programs:
 - ESSER I 84.425D
 - ESSER II 84.425D
 - ESSER III 84.425U
- The dollar threshold used to distinguish between Type A and Type B programs. \$750,000
- Auditee qualified as a low-risk auditee. Yes No

ALAVARADO INDEPENDENT SCHOOL DISTRICT

Schedule of Status of Prior Findings
For the Year Ended August 31, 2021

| Program | Status of Prior Year's Finding/Noncompliance |
|---------|---|
| -NONE- | |

ALAVARADO INDEPENDENT SCHOOL DISTRICT

Corrective Action Plan

For the Year Ended August 31, 2021

| Program | Corrective Action Plan |
|---------|------------------------|
| -NONE- | |

Contact Person: Mr. Rodney Toon
Chief Financial Officer

ALVARADO INDEPENDENT SCHOOL DISTRICT
SCHEDULE OF EXPENDITURES OF FEDERAL AWARDS
FOR THE YEAR ENDED AUGUST 31, 2021

| (1) | (2) | (3) | (4) |
|---|--------------------------------------|--|-------------------------|
| FEDERAL GRANTOR/ PASS-THROUGH GRANTOR/ PROGRAM or CLUSTER TITLE | Federal Assistance Listing No. | Pass-Through Entity Identifying Number | Federal Expenditures |
| U.S. DEPARTMENT OF EDUCATION | | | |
| <u>Direct Programs</u> | | | |
| Other Federally Funded Special Revenue Funds | 84.369A | S424A200045 | \$ 43,448 |
| Total Direct Programs | | | 43,448 |
| <u>Passed Through State Department of Education</u> | | | |
| ESEA, Title I, Part A - Improving Basic Programs | 84.010A | S010A200043 | 703,794 |
| ESEA, Title I, Part A - School Improvements | 84.010A | S010A200043 | 115,049 |
| Total Assistance Listing Number 84.010A | | | 818,843 |
| *IDEA - Part B, Formula | 84.027A | H027A200008 | 654,941 |
| *IDEA - Part B, Preschool | 84.173A | H173A200004 | 12,999 |
| Total Special Education Cluster (IDEA) | | | 667,940 |
| Career and Technical - Basic Grant | 84.048A | V048A200043 | 40,923 |
| Title III, Part A - English Language Acquisition | 84.365A | S365A200043 | 69,260 |
| ESEA, Title II, Part A, Teacher Principal Training | 84.367A | S367A200041 | 111,191 |
| Title I SIP Academy Grant | 84.377A | S377A160044 | 10,500 |
| Elem & Secondary School Emergency Relief Fd I | 84.425D | S425D200042 | 204,042 |
| Elem & Secondary School Emergency Relief Fd II | 84.425D | S425D210042 | 341,543 |
| Elem & Secondary School Emergency Relief Fd III | 84.425U | S425U210042 | 330,446 |
| Total Assistance Listing Number 84.425 | | | 876,031 |
| Total Passed Through State Department of Education | | | 2,594,688 |
| TOTAL U.S. DEPARTMENT OF EDUCATION | | | 2,638,136 |
| U.S. DEPARTMENT OF HEALTH AND HUMAN SERVICES | | | |
| <u>Passed Through Texas Dept of Human Services</u> | | | |
| Medicaid Administrative Claiming Program - MAC | 93.778 | HHS000537900242 | 25,366 |
| Total Passed Through Texas Dept of Human Services | | | 25,366 |
| TOTAL U.S. DEPARTMENT OF HEALTH AND HUMAN SERVICES | | | 25,366 |
| U.S. DEPARTMENT OF AGRICULTURE | | | |
| <u>Passed Through the State Department of Agriculture</u> | | | |
| *School Breakfast Program | 10.553 | 202121N109946 | 293,528 |
| *National School Lunch Program - Cash Assistance | 10.555 | 202121N109946 | 1,235,649 |
| Total Child Nutrition Cluster | | | 1,529,177 |
| Total Passed Through the State Department of Agriculture | | | 1,529,177 |
| TOTAL U.S. DEPARTMENT OF AGRICULTURE | | | 1,529,177 |
| TOTAL EXPENDITURES OF FEDERAL AWARDS | | | \$ 4,192,679 |

*Clustered Programs

Note: School Health & Related Services reimbursements of \$692,633 are recorded as federal program revenue in the general fund, but are not considered federal awards for the purpose of this schedule.

ALAVARADO INDEPENDENT SCHOOL DISTRICT

Notes to Schedule of Expenditures of Federal Awards

For the Year Ended August 31, 2021

1. For all federal programs, the District uses the fund types specified in Texas Education Agency's "Financial Accountability System Resource Guide". Special revenue funds are used to account for resources restricted to, or designated for, specific purposes by a grantor. Federal and state financial assistance is generally accounted for in a Special Revenue Fund.
2. The accounting and financial reporting treatment applied to a fund is determined by its measurement focus. The Governmental Fund types are accounted for using a current financial resources measurement focus. All Federal grant funds were accounted for in a Special Revenue Fund that is a Governmental Fund type. With this measurement focus, only current assets and current liabilities and the fund balance are included on the balance sheet. Operating statements of these funds present increases and decreases in net current assets.

The modified accrual basis of accounting is used for the Governmental Fund types. This basis of accounting recognizes revenues in the accounting period in which they become susceptible to accrual, i.e., both measurable and available, and expenditures in the accounting period in which the fund liability is incurred.

Federal grant funds are considered to be earned to the extent of expenditures made under the provisions of the grant, and, accordingly, when such funds are received, they are recorded as deferred expenditures until earned.

3. The District participates in numerous Federal grant programs that are governed by various rules and regulations of the grantor agencies. Costs charged to the respective grant programs are subject to audit and adjustment by the grantor agencies; therefore, to the extent that the District has not complied with the rules and regulations governing the grants, in any, refunds of any money received may be required and the collectability of any related receivable at August 31, 2021 may be impaired. In the opinion of the District, there are no significant contingent liabilities relating to compliance with the rules and regulations governing the respective grants; therefore, no provisions have been recorded in the accompanying financial statements for such contingencies.

Financial Advisory Services
Provided By:

