

**PRELIMINARY OFFICIAL STATEMENT**

**Dated January 7, 2022**

NEW ISSUE - BOOK-ENTRY-ONLY

ENHANCED/UNENHANCED RATINGS: Moody's - Applied For  
PSF Guarantee - Applied For  
(See "THE PERMANENT SCHOOL FUND GUARANTEE PROGRAM" and  
"OTHER PERTINENT INFORMATION - Municipal Bond Ratings" herein)

*In the opinion of Bond Counsel (defined herein), assuming continuing compliance by the District (defined herein) after the delivery of the Bonds (defined herein) with certain covenants contained in the Order (defined herein) and subject to the matters set forth under "TAX MATTERS" herein, interest on the Bonds for federal income tax purposes under existing statutes, regulations, published rulings, and court decisions will be excludable from the gross income of the owners thereof pursuant to section 103 of the Internal Revenue Code of 1986, as amended, to the date of initial delivery of the Bonds. See "TAX MATTERS" herein.*

**\$445,825,000\***

**COMAL INDEPENDENT SCHOOL DISTRICT**  
*(A political subdivision of the State of Texas located in*  
**Comal, Bexar, Guadalupe, Hays and Kendall Counties, Texas)**  
**UNLIMITED TAX SCHOOL BUILDING BONDS, SERIES 2022**

**Dated Date: January 15, 2022**

**Due: February 1st as shown on page -ii- herein**

The "Comal Independent School District Unlimited Tax School Building Bonds, Series 2022" (the "Bonds"), as shown on page -ii- herein, are direct obligations of the Comal Independent School District (the "District") and are payable from an annual ad valorem tax levied, without legal limit as to rate or amount, upon all taxable property within the District. The Bonds are being issued pursuant to the Constitution and general laws of the State of Texas (the "State"), particularly Sections 45.001 and 45.003(b)(1), as amended, Texas Education Code, an election held in the District on November 2, 2021 (the "Election"), and an order authorizing the issuance of the Bonds (the "Bond Order") adopted by the Board of Trustees (the "Board") of the District on December 14, 2021. See "THE BONDS - Authority for Issuance" herein. As permitted by the provisions of Chapter 1371, the Board, in the Bond Order, delegated the authority to certain District officials (each an "Authorized Official") to execute an approval certificate (the "Approval Certificate" and, together with the Bond Order, the "Order") establishing the final pricing terms for the Bonds.

The District has applied for and expects to receive conditional approval from the Texas Education Agency for the payment of principal of and interest on the Bonds to be guaranteed under the Permanent School Fund Guarantee Program, which guarantee will automatically become effective when the Attorney General of Texas approves the Bonds. See "THE PERMANENT SCHOOL FUND GUARANTEE PROGRAM" herein.

Interest on the Bonds will accrue from January 15, 2022 (the "Dated Date"), will be payable on February 1 and August 1 of each year, commencing August 1, 2022, until stated maturity or prior redemption, and will be calculated on the basis of a 360-day year of twelve 30-day months. The Bonds will be issued as fully registered obligations in principal denominations of \$5,000, or integral multiples thereof within a stated maturity. The Bonds will be issued in book-entry form only and when issued will be registered in the name of Cede & Co., as nominee of The Depository Trust Company ("DTC"), New York, New York. DTC will act as securities depository (the "Securities Depository"). Book-entry interests in the Bonds will be made available for purchase in the principal amount of \$5,000 or any integral multiple thereof. Purchasers of the Bonds ("Beneficial Owners") will not receive physical delivery of certificates representing their interest in the Bonds purchased. So long as DTC or its nominee is the registered owner of the Bonds, principal and interest on the Bonds will be payable by the Paying Agent/Registrar, initially BOKF, NA, Dallas, Texas, to the Securities Depository, which will in turn remit such principal and interest to its participants, which will in turn remit such principal and interest to the Beneficial Owners of the Bonds. See "BOOK-ENTRY-ONLY SYSTEM" herein.

Proceeds from the sale of the Bonds will be used for the purposes of (i) construction, renovation, acquisition, and equipment of school buildings in the District, the purchase of the necessary sites for school buildings, and the purchase of new school buses, (ii) the acquisition of technology equipment, and (iii) paying costs associated with the issuance of the Bonds. See "SOURCES AND USES OF FUNDS" herein.

---

**For Maturity Schedule, Principal Amounts, Interest Rates, Initial Yields,  
CUSIP Numbers and Redemption Provisions for the Bonds, see page -ii- herein**

---

*The Bonds are offered for delivery when, as and if issued and received by the initial purchasers thereof named below (the "Underwriters") and are subject to the approving opinion of the Attorney General of the State of Texas and the approval of certain legal matters by Escamilla & Poneck, LLP, San Antonio, Texas, Bond Counsel. See "LEGAL MATTERS" herein for a discussion of Bond Counsel's opinion. Certain legal matters will be passed upon for the Underwriters by their legal counsel, Orrick, Herrington & Sutcliffe LLP, Austin, Texas. It is expected that the Bonds will be available for delivery through the services of DTC, New York, New York, on or about February 9, 2022.*

**RAYMOND JAMES**

**BOK FINANCIAL SECURITIES, INC.**

**FROST BANK**

**RBC CAPITAL MARKETS**

\* Preliminary, subject to change.

**STATED MATURITIES, PRINCIPAL AMOUNTS, INTEREST RATES,  
INITIAL YIELDS, CUSIP NUMBERS, AND REDEMPTION PROVISIONS**

**\$445,825,000\***

**COMAL INDEPENDENT SCHOOL DISTRICT  
(A political subdivision of the State of Texas located in  
Comal, Bexar, Guadalupe, Hays and Kendall Counties, Texas)  
UNLIMITED TAX SCHOOL BUILDING BONDS, SERIES 2022**

**CUSIP No. Prefix 199820<sup>(1)</sup>**

<b>Stated Maturity (February 1)</b>	<b>Principal Amount (\$)</b>	<b>Interest Rate (%)</b>	<b>Initial Yield (%)</b>	<b>CUSIP No. Suffix<sup>(1)</sup></b>
2023	6,500,000			
2024	16,500,000			
2025	5,000,000			
2026	5,000,000			
2027	6,500,000			
2028	5,000,000			
2029	5,000,000			
2030	5,000,000			
2031	6,500,000			
2032	6,500,000			
2033	10,000,000			
2034	3,250,000			
2035	7,000,000			
2036	20,000,000			
2037	3,000,000			
2038	11,500,000			
2039	20,000,000			
2040	23,300,000			
2041	32,425,000			
2042	32,500,000			
2043	43,350,000			
2044	43,000,000			
2045	43,000,000			
2046	43,000,000			
2047	43,000,000			

(Accrued Interest to be added from the Dated Date)

**Redemption Provisions**

The District reserves the right to redeem the Bonds maturing on and after February 1, 20\_\_ in whole or in part, in the principal amount of \$5,000 or any integral multiple thereof, on February 1, 20\_\_ or any date thereafter, at the redemption price of par plus accrued interest to the date of redemption. If two or more serial bonds of consecutive maturity are combined into one or more “term” Bonds (the “Term Bonds”) by the Underwriters, such Term Bonds will be subject to mandatory sinking fund redemption in accordance with the provisions of the Order. (See “THE BONDS - Redemption Provisions of the Bonds” herein.)

\* Preliminary, subject to change.

<sup>(1)</sup> CUSIP is a registered trademark of the American Bankers Association. CUSIP data herein is provided by CUSIP Global Services, managed by S&P Global Market Intelligence on behalf of The American Bankers Association. CUSIP numbers have been assigned to this issue by the CUSIP Service Bureau and are included solely for convenience of the owners of the Bonds. This data is not intended to create a database and does not serve in any way as a substitute for the CUSIP Services. None of the Underwriters, the District or the Financial Advisor is responsible for the selection or correctness of the CUSIP numbers set forth herein.

**COMAL INDEPENDENT SCHOOL DISTRICT  
1404 IH 35 North  
New Braunfels, Texas 78132**

**BOARD OF TRUSTEES**

<u>Name</u>	<u>Position</u>	<u>Years Served</u>	<u>Term Expires May</u>	<u>Occupation</u>
Jason York	President	4	2023	Custom Home Builder
Michelle Ross	Vice President	4	2024	Retail Human Resources
Tim Hennessee	Secretary	4	2024	Self-Employed
Marty Bartlett	Treasurer	7	2022	Business Development Manager
Courtney Biasatti	Trustee	1	2024	Youth Development Director
Russell S. Garner	Trustee	4	2023	Department of Air Force - Civilian
Cody Mueller	Trustee	8	2022	Retail Sales Manager

**ADMINISTRATION - FINANCE CONNECTED**

<u>Name</u>	<u>Title</u>	<u>Total Years Experience</u>	<u>Total Years With District</u>
Andrew Kim	Superintendent of Schools	28	10
Crystal Hermesch	Chief Financial Officer	20	10

**CONSULTANTS AND ADVISORS**

<p>ABIP, P.C. San Antonio, Texas</p>	<p>Certified Public Accountants</p>
<p>Escamilla &amp; Poneck, LLP San Antonio, Texas</p>	<p>Bond Counsel</p>
<p>SAMCO Capital Markets, Inc. San Antonio, Texas</p>	<p>Financial Advisor</p>

For Additional Information Contact:

Duane L. Westerman, Senior Managing Director  
Allen R. Westerman, Managing Director  
SAMCO Capital Markets, Inc.  
1020 N.E. Loop 410, Suite 640  
San Antonio, Texas 78209  
Phone: (210) 832-9760  
Fax: (210) 832-9794  
Email: [dwesterman@samcocapital.com](mailto:dwesterman@samcocapital.com)

Or

Crystal Hermesch  
Chief Financial Officer  
Comal Independent School District  
1404 IH 35 North  
New Braunfels, Texas 78132  
Phone: (830) 221-2142  
Fax: (830) 221-2007  
Email: [crystal.hermesch@comalisd.org](mailto:crystal.hermesch@comalisd.org)

## USE OF INFORMATION IN THE OFFICIAL STATEMENT

For purposes of compliance with Rule 15c2-12 of the United States Securities and Exchange Commission, as amended (the "Rule") and in effect on the date of this Preliminary Official Statement, this document constitutes an "official statement" of the District with respect to the Bonds that has been "deemed final" by the District as of its date except for the omission of no more than the information permitted by the Rule.

No dealer, broker, salesman, or other person has been authorized by the District to give any information or to make any representation with respect to the Bonds, other than as contained in this Official Statement, and if given or made, such other information or representations must not be relied upon as having been authorized by either of the foregoing.

This Official Statement does not constitute an offer to sell or a solicitation of an offer to buy, nor shall there be any sale of the Bonds by any person, in any jurisdiction in which it is unlawful for such person to make such offer, solicitation, or sale. The information set forth herein has been obtained from sources which are believed to be reliable but is not guaranteed as to accuracy or completeness and is not to be construed as a representation by the Underwriters.

The information and expressions of opinion herein are subject to change without notice, and neither the delivery of this Official Statement nor any sale made hereunder will under any circumstances create any implication that there has been no change in the information or opinions set forth herein after the date of this Official Statement. See "THE PERMANENT SCHOOL FUND GUARANTEE PROGRAM - PSF Continuing Disclosure Undertaking" and "CONTINUING DISCLOSURE" for a description of the undertakings of the Texas Education Agency (the "TEA") and of the District, respectively.

The Underwriters have provided the following sentence for inclusion in this Official Statement. The Underwriters have reviewed the information in this Official Statement pursuant to their respective responsibilities to investors under the federal securities laws, but the Underwriters do not guarantee the accuracy or completeness of such information.

THE BONDS ARE EXEMPT FROM REGISTRATION WITH THE UNITED STATES SECURITIES AND EXCHANGE COMMISSION AND CONSEQUENTLY HAVE NOT BEEN REGISTERED THEREWITH. THE REGISTRATION, QUALIFICATION, OR EXEMPTION OF THE BONDS IN ACCORDANCE WITH APPLICABLE SECURITIES LAW PROVISIONS OF THE JURISDICTIONS IN WHICH THESE BONDS HAVE BEEN REGISTERED, QUALIFIED, OR EXEMPTED SHOULD NOT BE REGARDED AS A RECOMMENDATION FOR THE PURCHASE THEREOF.

IN CONNECTION WITH THIS OFFERING, THE UNDERWRITERS MAY OVER-ALLOT OR EFFECT TRANSACTIONS WHICH STABILIZE THE MARKET PRICE OF THIS ISSUE AT A LEVEL ABOVE THAT WHICH MIGHT OTHERWISE PREVAIL IN THE OPEN MARKET. SUCH STABILIZING, IF COMMENCED, MAY BE DISCONTINUED AT ANY TIME.

None of the District, the Financial Advisor, or the Underwriters make any representation or warranty with respect to the information contained in this Official Statement supplied by The Depository Trust Company ("DTC"), New York, New York, regarding its book-entry-only system described under the caption "BOOK-ENTRY-ONLY SYSTEM" or by the TEA regarding the Permanent School Fund described under the caption "PERMANENT SCHOOL FUND GUARANTEE PROGRAM."

The agreements of the District and others related to the Bonds are contained solely in the contracts described herein. Neither this Official Statement, nor any other statement made in connection with the offer or sale of the Bonds, is to be construed as constituting an agreement with the purchasers of the Bonds. INVESTORS SHOULD READ THE ENTIRE OFFICIAL STATEMENT, INCLUDING THE SCHEDULE AND ALL APPENDICES ATTACHED HERETO, TO OBTAIN INFORMATION ESSENTIAL TO MAKING AN INFORMED INVESTMENT DECISION WITH RESPECT TO THE BONDS.

THIS OFFICIAL STATEMENT CONTAINS "FORWARD-LOOKING" STATEMENTS WITHIN THE MEANING OF SECTION 21E OF THE SECURITIES EXCHANGE ACT OF 1934, AS AMENDED. SUCH STATEMENTS MAY INVOLVE KNOWN AND UNKNOWN RISKS, UNCERTAINTIES AND OTHER FACTORS WHICH MAY CAUSE THE ACTUAL RESULTS, PERFORMANCE AND ACHIEVEMENTS TO BE DIFFERENT FROM THE FUTURE RESULTS, PERFORMANCE AND ACHIEVEMENTS EXPRESSED OR IMPLIED BY SUCH FORWARD-LOOKING STATEMENTS. INVESTORS ARE CAUTIONED THAT THE ACTUAL RESULTS COULD DIFFER MATERIALLY FROM THOSE SET FORTH IN THE FORWARD-LOOKING STATEMENTS.

(The remainder of this page has been left blank intentionally.)

**TABLE OF CONTENTS**

COVER PAGE .....	i	Personal Property .....	29
MATURITY SCHEDULE .....	ii	Freeport and Goods-In-Transit Exemptions .....	29
BOARD OF TRUSTEES .....	iii	Other Exempt Property .....	29
ADMINISTRATION - FINANCE CONNECTED .....	iii	Temporary Exemption for Qualified Property Damaged by a Disaster .....	29
CONSULTANTS AND ADVISORS .....	iii	Tax Increment Reinvestment Zones .....	30
USE OF INFORMATION IN THE OFFICIAL STATEMENT ....	iv	Tax Limitation Agreements .....	30
TABLE OF CONTENTS .....	v	District and Taxpayer Remedies .....	30
OFFICIAL STATEMENT SUMMARY INFORMATION .....	vi	Levy and Collection of Taxes .....	30
INTRODUCTION .....	1	District's Rights in the Event of Tax Delinquencies .....	31
INFECTIOUS DISEASE OUTBREAK - COVID-19 .....	1	The Texas Tax Code as Applied to the District .....	31
THE BONDS		STATE AND LOCAL FUNDING OF SCHOOL	
General Description .....	2	DISTRICTS IN TEXAS .....	32
Authority for Issuance .....	3	CURRENT PUBLIC SCHOOL FINANCE SYSTEM .....	32
Use of Proceeds .....	3	THE SCHOOL FINANCE SYSTEM	
Security for Payment.....	3	AS APPLIED TO THE DISTRICT .....	37
Permanent School Fund Guarantee.....	3	TAX RATE LIMITATIONS .....	37
Payment Record .....	3	EMPLOYEE RETIREMENT PLAN AND	
Legality .....	3	OTHER POST-EMPLOYMENT BENEFITS .....	39
Delivery .....	3	INVESTMENT POLICIES .....	40
Future Issues .....	3	LEGAL MATTERS	
Redemption Provisions of the Bonds .....	4	Legal Opinions and No-Litigation Certificate .....	41
Selection of Bonds for Redemption .....	4	Litigation .....	42
Notice of Redemption .....	4	TAX MATTERS	
Defeasance .....	5	Tax Changes .....	43
Amendments .....	5	Ancillary Tax Consequences .....	43
Default and Remedies .....	6	Tax Accounting Treatment of Discount Bonds .....	43
SOURCES AND USES OF FUNDS .....	6	Tax Accounting Treatment of Premium Bonds .....	43
REGISTRATION, TRANSFER AND EXCHANGE		LEGAL INVESTMENTS AND ELIGIBILITY TO	
Paying Agent/Registrar .....	6	SECURE PUBLIC FUNDS IN TEXAS .....	44
Successor Paying Agent/Registrar .....	7	CONTINUING DISCLOSURE .....	44
Record Date .....	7	OTHER PERTINENT INFORMATION	
Registration, Transferability and Exchange .....	7	Authenticity of Financial Information.....	45
Limitation on Transfer of Bonds .....	7	Registration and Qualification	
Replacement Bonds .....	7	of Bonds for Sale .....	45
BOOK-ENTRY-ONLY SYSTEM .....	8	Municipal Bond Ratings .....	45
THE PERMANENT SCHOOL FUND		Financial Advisor.....	45
GUARANTEE PROGRAM .....	9	Underwriting .....	45
AD VALOREM TAX PROCEDURES		Forward Looking Statements.....	46
Valuation of Taxable Property .....	28	Information from External Sources .....	46
State Mandated Homestead Exemptions .....	29	Authorization of the Official Statement .....	47
Local Option Homestead Exemptions .....	29		
State Mandated Freeze on School District Taxes .....	29		
SELECTED FINANCIAL INFORMATION OF THE DISTRICT .....			APPENDIX A
GENERAL INFORMATION REGARDING THE DISTRICT AND ITS ECONOMY .....			APPENDIX B
AUDITED FINANCIAL STATEMENTS .....			APPENDIX C
FORM OF OPINION OF BOND COUNSEL .....			APPENDIX D

The cover page hereof, the appendices and any addenda, supplement or amendment hereto are part of this Official Statement.

## OFFICIAL STATEMENT SUMMARY INFORMATION

The following information is qualified in its entirety by more detailed information and financial statements appearing elsewhere in this Official Statement:

<b>THE DISTRICT</b> .....	The Comal Independent School District (the "District") is located primarily in Comal County, Texas with portions extending into Bexar, Guadalupe, Hays and Kendall Counties, Texas. The District is approximately 589 square miles in area and serves a population of approximately 136,715. The District was created under State statute and is governed by a seven-member Board of Trustees (the "Board"). Policy-making and supervisory functions are the responsibility of, and are vested in, the Board. The Board delegates administrative responsibilities to the Superintendent of Schools who is the chief administrative officer of the District. Support services are supplied by consultants and advisors.
<b>THE BONDS</b> .....	<p>The Bonds represent the first and final installment of debt authorized by an election held November 2, 2021.</p> <p>The Bonds mature on February 1 in each of the years 2023 through 2047, inclusive, unless the Underwriters designate one or more maturities as Term Bonds (as defined below).</p> <p>Interest on the Bonds shall accrue from the Dated Date (identified below) and is payable initially on August 1, 2022 and semiannually on February 1 and August 1 thereafter until stated maturity or prior redemption.</p>
<b>DATED DATE</b> .....	January 15, 2022.
<b>REDEMPTION</b> .....	The District reserves the right to redeem the Bonds maturing on or after February 1, 20__, in whole or in part, in the principal amount of \$5,000 or any integral multiple thereof, on February 1, 20__ or any date thereafter, at the redemption price of par plus accrued interest to the date of redemption. If two or more serial bonds of consecutive maturity are combined into one or more "term" Bonds (the "Term Bonds") by the Underwriters, such Term Bonds will be subject to mandatory sinking fund redemption in accordance with the provisions of the Order. See "THE BONDS - Redemption Provisions of the Bonds" herein.
<b>SECURITY FOR THE BONDS</b> .....	The Bonds constitute direct obligations of the District payable from an annual ad valorem tax levied against all taxable property located therein, without legal limitation as to rate or amount. Additionally, the payment of the principal of and interest on the Bonds is expected to be guaranteed by the Permanent School Fund of the State of Texas. See "THE PERMANENT SCHOOL FUND GUARANTEE PROGRAM" herein.
<b>PERMANENT SCHOOL FUND GUARANTEE</b> .....	The District has applied for and expects to receive conditional approval from the Texas Education Agency for the Bonds to be guaranteed under the Guarantee Program (hereinafter defined), which guarantee will automatically become effective when the Attorney General of Texas approves the Bonds. See "THE PERMANENT SCHOOL FUND GUARANTEE PROGRAM" herein.
<b>TAX MATTERS</b> .....	In the opinion of Bond Counsel, under existing law, interest on the Bonds is excludable from gross income for federal income tax purposes under section 103 of the Internal Revenue Code of 1986, as amended, and is not a specific preference item for purposes of the alternative minimum tax. See "TAX MATTERS" for a discussion of the opinion of Bond Counsel.
<b>PAYING AGENT/REGISTRAR</b> .....	The initial Paying Agent/Registrar is BOKF, NA, Dallas, Texas.
<b>BOOK-ENTRY-ONLY SYSTEM</b> .....	The District intends to use the Book-Entry-Only System of The Depository Trust Company. See "BOOK-ENTRY-ONLY SYSTEM" herein.
<b>MUNICIPAL BOND RATINGS</b> .....	The District has made application to Moody's Investors Service, Inc. ("Moody's") for a contract rating on the Bonds based on the guarantee thereof by the Texas Permanent School Fund. Moody's generally rates all bonds guaranteed by the Texas Permanent School Fund "Aaa." The results will be made available as soon as possible. See "THE PERMANENT SCHOOL FUND GUARANTEE PROGRAM" and "OTHER PERTINENT INFORMATION - Municipal Bond Ratings" herein.
<b>FUTURE BOND ISSUES</b> .....	The District does not anticipate the issuance of additional ad valorem tax-supported debt in the next twelve months, except potentially refunding bonds for debt service savings.
<b>PAYMENT RECORD</b> .....	The District has never defaulted on the payment of its bonded indebtedness.
<b>DELIVERY</b> .....	When issued, anticipated on or about February 9, 2022.
<b>LEGALITY</b> .....	The Bonds are subject to the approval of legality by the Attorney General of the State of Texas and the approval of certain legal matters by Escamilla & Poneck, LLP, San Antonio, Texas, Bond Counsel. See "APPENDIX D - Form of Opinion of Bond Counsel" herein.

**PRELIMINARY OFFICIAL STATEMENT**

relating to

**\$445,825,000\***

**COMAL INDEPENDENT SCHOOL DISTRICT**

*(A political subdivision of the State of Texas located in  
Comal, Bexar, Guadalupe, Hays and Kendall Counties, Texas)*

**UNLIMITED TAX SCHOOL BUILDING BONDS, SERIES 2022**

**INTRODUCTION**

This Official Statement of the Comal Independent School District (the "District") is provided to furnish certain information in connection with the sale of the District's \$445,825,000\* Unlimited Tax School Building Bonds, Series 2022 (the "Bonds").

All financial and other information presented in this Official Statement has been provided by the District from its records, except for information expressly attributed to other sources. The presentation of information, including tables of receipts from taxes and other sources, is intended to show recent historic information, and is not intended to indicate future or continuing trends in the financial position or other affairs of the District. No representation is made that past experience, as is shown by such financial and other information, will necessarily continue or be repeated in the future.

This Official Statement, which includes the cover page and the appendices hereto, provides certain information about the District and its finances. All descriptions of documents contained herein are only summaries and are qualified in their entirety by reference to each such document. Copies of such documents may be obtained upon request from the District and, during the offering period, from the District's Financial Advisor, SAMCO Capital Markets, Inc., 1020 N.E. Loop 410, Suite 640, San Antonio, Texas 78209, by electronic mail or upon payment of reasonable copying, mailing, and handling charges.

This Official Statement speaks only as to its date, and the information contained herein is subject to change. A copy of the Official Statement pertaining to the Bonds will be filed by the Underwriters with the Municipal Securities Rulemaking Board through its Electronic Municipal Markets Access ("EMMA") system. See "CONTINUING DISCLOSURE" herein for a description of the District's undertaking to provide certain information on a continuing basis. Capitalized terms used, but not defined herein, shall have the meanings ascribed thereto in the Order (defined below).

**INFECTIOUS DISEASE OUTBREAK - COVID - 19**

The outbreak of COVID-19, a respiratory disease caused by a new strain of coronavirus, has been characterized as a pandemic (the "Pandemic") by the World Health Organization and is currently affecting many parts of the world, including the United States and Texas. On January 31, 2020, the Secretary of the United States Health and Human Services Department declared a public health emergency for the United States and on March 13, 2020, the President of the United States declared the outbreak of COVID-19 in the United States a national emergency. Subsequently, the President's Coronavirus Guidelines for America and the United States Centers for Disease Control and Prevention called upon Americans to take actions to slow the spread of COVID-19 in the United States.

On March 13, 2020, the Governor of Texas (the "Governor") declared a state of disaster for all counties in Texas in response to the Pandemic which has been subsequently extended and is still in effect. In addition, certain local officials, including the County Judges of Comal County and Bexar County and the Mayors of the City of New Braunfels and the City of San Antonio, have also declared a local states of disaster. Pursuant to Chapter 418 of the Texas Government Code, the Governor has broad authority to respond to disasters, including suspending any regulatory statute prescribing the procedures for conducting state business or any order or rule of a state agency (including TEA) that would in any way prevent, hinder, or delay necessary action in coping with the disaster, and issuing executive orders that have the force and effect of law. The Governor has issued a number of executive orders relating to COVID-19 preparedness and mitigation and reopening. However, on July 29, 2021, the Governor issued Executive Order GA-38, which supersedes all pre-existing executive orders related to COVID-19 and rescinds them in their entirety, except for Executive Order GA-13 (relating to detention in county and municipal jails) and Executive Order GA-37 (related to migrant transport). Executive Order GA-38 combines several previous executive orders into one order and continues the prohibition against governmental entities in Texas, including counties, cities, school districts, public health authorities, and government officials from requiring or mandating any person to wear a face covering and subjects a governmental entity or official to a fine of up to \$1,000 for noncompliance. It also prohibits governmental entities from: (i) compelling any individual to receive a COVID-19 vaccine administered under emergency use authorization, and (ii) enforcing any requirements to show proof of vaccination before receiving a service or entering any place (other than nursing homes, hospitals, and similar facilities) if the public or private entity that has adopted such requirement receives public funds any means. Executive Order GA-38 remains in effect until amended, rescinded, or superseded by the Governor. Additional information regarding executive orders issued by the Governor is accessible on the website of the Governor at <https://gov.texas.gov/>. Neither the information on (nor accessed through) such website of the Governor is incorporated by reference, either expressly or by implication, into this Official Statement.

\* Preliminary, subject to change.

On June 3, 2021, TEA issued updated public planning health guidance in accordance with Executive Order GA-36 (which became effective June 5, 2021), to address on campus instruction, administrative activities by teachers, staff or students that occur on school campuses, non-UIL extracurricular sports, and activities, and any other activities that teachers, staff, or students must complete. Within the guidance, TEA instructs schools that, per Executive Order GA-36, school systems cannot require students or staff to wear a mask; however, they school systems must allow individuals to wear a mask if they choose to do so. Within the guidance, TEA instructs schools to notify its local health department, in accordance with applicable federal, state, and local laws and regulations, including any applicable confidentiality requirements, of individuals who have been in a school and test-confirmed to have COVID-19. Additionally, upon receipt of information that any teacher, staff member, student, or visitor at ac school is test-confirmed to have COVID-19, the school must submit a report to the Texas Department of State Health Services via its online portal.

The TEA advised districts that for the 2020-2021 school year district funding will return to being based on “Average Daily Attendance” (being generally calculated as the sum of student attendance for each State-mandated day of instruction divided by the number of State-mandated days of instruction, defined herein as “ADA”) calculations requiring attendance to be taken. However, the TEA has crafted an approach for determining ADA during the pandemic that provides districts with several options for determining daily attendance. These include remote synchronous instruction, remote asynchronous instruction, on campus instruction, and the Texas Virtual Schools Network.

The Pandemic has negatively affected travel, commerce, and financial markets globally, and is widely expected to continue negatively affecting economic growth and financial markets worldwide. These negative impacts may reduce or negatively affect property values within the District. The financial and operating data contained herein are the latest available but are for the dates and the periods stated herein, which are for periods prior to the economic impact of the Pandemic and efforts to slow it. It is unclear at this time what effect, if any, COVID-19 and resulting economic disruption may have on future assessed values or the collection of taxes, either because of delinquencies or collection and valuation relief resulting from the declared emergency. The Bonds are secured by an unlimited ad valorem tax, and a reduction in property values may require an increase in the ad valorem tax rate required to pay the Bonds as well as the District’s share of operations and maintenance expenses payable from ad valorem taxes.

Additionally, state funding of District operations and maintenance in future fiscal years could be adversely impacted by the negative effects on economic growth and financial markets resulting from the Pandemic as well as ongoing disruptions in the global oil markets. See “CURRENT PUBLIC SCHOOL FINANCE SYSTEM”.

The full extent of the ongoing impact of COVID-19 on the District’s longer-term operational and financial performance will depend on future developments, many of which are outside of its control, including the effectiveness of the mitigation strategies discussed above, the duration and spread of COVID-19, and future governmental actions, all of which are highly uncertain and cannot be predicted. The District continues to monitor the spread of COVID-19 and is working with local, state, and national agencies to address the potential impact of the Pandemic upon the District. While the potential impact of the Pandemic on District cannot be quantified at this time, the continued outbreak of COVID-19 could have an adverse effect on the District’s operations and financial condition.

*The value of the PSF guarantee could also be adversely impacted by ongoing volatility in the diversified global markets in which the PSF is invested. See “THE PERMANENT SCHOOL FUND GUARANTEE PROGRAM - Infectious Disease Outbreak.”*

## THE BONDS

### General Description

The Bonds will be dated January 15, 2022 (the “Dated Date”) and will accrue interest from the Dated Date, and such interest shall be payable on February 1 and February 1 in each year, commencing August 1, 2022, until stated maturity or upon redemption prior to maturity. The Bonds will mature on the dates and in the principal amounts and will bear interest at the rates set forth on page -ii- of this Official Statement.

Interest on the Bonds is payable to the registered owners appearing on the bond registration books kept by the Paying Agent/Registrar relating to the Bonds (the “Bond Register”) on the Record Date (identified below) and such interest shall be paid by the Paying Agent/Registrar (i) by check sent by United States mail, first class, postage prepaid, to the address of the registered owner recorded in the Bond Register or (ii) by such other method, acceptable to the Paying Agent/Registrar, requested by, and at the risk and expense of, the registered owner. The principal of the Bonds is payable at maturity or prior redemption upon their presentation and surrender to the Paying Agent/Registrar. The Bonds will be issued only in fully registered form in any integral multiple of \$5,000 principal for any one maturity.

Initially the Bonds will be registered and delivered only to Cede & Co., the nominee of The Depository Trust Company (“DTC”) pursuant to the Book-Entry-Only System described herein. **No physical delivery of the Bonds will be made to the owners thereof.** Notwithstanding the foregoing, as long as the Bonds are held in the Book-Entry-Only System, principal of, premium, if any, and interest on the Bonds will be payable by the Paying Agent/Registrar to Cede & Co., which will make distribution of the amounts so paid to the participating members of DTC for subsequent payment to the Beneficial Owners (defined herein) of the Bonds. See “BOOK-ENTRY-ONLY SYSTEM” herein.



**Authority for Issuance**

The Bonds are being issued pursuant to the Constitution and general laws of the State of Texas (the "State"), particularly sections 45.001 and 45.003(b)(1), as amended, Texas Education Code, Chapter 1371, Texas Government Code, as amended ("Chapter 1371"), an election held in the District on November 2, 2021 (the "Election"), and an order authorizing the issuance of the Bonds (the "Bond Order") adopted by the Board of Trustees (the "Board") of the District on December 14, 2021. As permitted by the provisions of Chapter 1371, the Board, in the Bond Order, delegated the authority to certain District officials (each an "Authorized Official") to execute an approval certificate (the "Approval Certificate," and together with the Bond Order, the "Order") establishing the final pricing terms for the Bonds.

**Use of Proceeds**

The proceeds of the Bonds (which include certain premium allocations) represent the total installment of voted bonds (described below) approved at the Election. Following the issuance of the Bonds, the District will have no remaining unissued bonds as further described below. See "SELECTED FINANCAL INFORMATION OF THE DISTRICT - VALUATION AND DEBT DATA - Authorized but Unissued General Obligation Bonds" attached hereto as APPENDIX A.

A summary of the bonds authorized at said election is as follows:

<u>Purpose</u>	<u>Amount Authorized</u>	<u>Amount Previously Issued</u>	<u>Amount This Issue</u>	<u>Amount Remaining</u>
Construction, renovation, acquisition, and equipment of school buildings in the District, the purchase of the necessary sites for school buildings, and the purchase of new school buses	\$411,287,320	-0-	\$411,287,320*	-0-*
Acquisition of technology equipment	\$ 34,540,000	-0-	\$ 34,540,000*	-0-*

\* Preliminary, subject to change. Includes the Bonds and certain premium allocations.

**Security for Payment**

The Bonds constitute direct obligations of the District payable from an annual ad valorem tax levied against all taxable property located therein, without any legal limitation as to rate or amount.

**Permanent School Fund Guarantee**

The District has applied for and expects to receive conditional approval from the Texas Education Agency for the payment of principal of and interest on the Bonds to be guaranteed under the Permanent School Fund Guarantee Program which guarantee will automatically become effective when the Attorney General of Texas approves the Bonds. See "THE PERMANENT SCHOOL FUND GUARANTEE PROGRAM" herein.

**Payment Record**

The District has never defaulted on the payment of its bonded indebtedness.

**Legality**

The Bonds are subject to the approval of legality by the Attorney General of the State of Texas and the approval of certain legal matters by Escamilla & Poneck, LLP, San Antonio, Texas, as Bond Counsel. The legal opinion of Bond Counsel will accompany the certificates deposited with DTC or be printed on the Bonds. The form of the legal opinion of Bond Counsel appears in APPENDIX D attached hereto.

**Delivery**

When issued; anticipated to occur on or about February 9, 2022.

**Future Issues**

The District does not anticipate the issuance of additional ad valorem tax-supported debt in the next twelve months, except potentially refunding bonds for debt service savings.

## **Redemption Provisions of the Bonds**

The Bonds stated to mature on and after February 1, 20\_\_ are subject to optional redemption, in whole or in part in principal amounts of \$5,000 or any integral multiple thereof (and if less than all within a stated maturity by lot, selected by the Paying Agent/Registrar), on February 1, 20\_\_ or on any date thereafter, at a price of par plus accrued interest to the date fixed for redemption. Additionally, if two or more serial bonds of consecutive maturity are combined into one or more "term" Bonds (the "Term Bonds") by the Underwriters, such Term Bonds will be subject to mandatory sinking fund redemption in accordance with the provisions of the Order.

## **Selection of Bonds for Redemption**

If less than all of the Bonds are to be redeemed, the District shall determine the amounts and maturities thereof to be redeemed and shall direct the Paying Agent/Registrar to select by lot the Bonds, or portions thereof, to be redeemed.

## **Notice of Redemption**

Not less than 30 days prior to a redemption date for the Bonds, the District shall cause a notice of redemption to be sent by United States mail, first class, postage prepaid, to the registered owners of the Bonds to be redeemed, in whole or in part, at the address of the registered owner appearing on the registration books of the Paying Agent/Registrar at the close of business on the business day next preceding the date of mailing such notice. ANY NOTICE SO MAILED SHALL BE CONCLUSIVELY PRESUMED TO HAVE BEEN DULY GIVEN, WHETHER OR NOT THE REGISTERED OWNER RECEIVES SUCH NOTICE. NOTICE HAVING BEEN SO GIVEN AND ANY OTHER CONDITION TO REDEMPTION SATISFIED, THE BONDS CALLED FOR REDEMPTION SHALL BECOME DUE AND PAYABLE ON THE SPECIFIED REDEMPTION DATE, AND NOTWITHSTANDING THAT ANY BOND OR PORTION THEREOF HAS NOT BEEN SURRENDERED FOR PAYMENT, INTEREST ON SUCH BOND OR PORTION THEREOF SHALL CEASE TO ACCRUE.

In the Order, the District reserves the right in the case of a redemption to give notice of its election or direction to redeem Bonds conditioned upon the occurrence of subsequent events. Such notice may state (i) that the redemption is conditioned upon the deposit of moneys and/or authorized securities, in an amount equal to the amount necessary to effect the redemption, with the Paying Agent/Registrar, or such other entity as may be authorized by law, no later than the redemption date or (ii) the District retains the right to rescind such notice at any time prior to the scheduled redemption date if the District delivers a certificate of the District to the Paying Agent/Registrar instructing the Paying Agent/Registrar to rescind the redemption notice, and such notice and redemption shall be of no effect if such moneys and/or authorized securities are not so deposited or if the notice is rescinded. The Paying Agent/Registrar shall give prompt notice of any such rescission of a conditional notice of redemption to the affected Owners. Any Bonds subject to conditional redemption where redemption has been rescinded shall remain outstanding, and the rescission shall not constitute an event of default. Further, in the case of a conditional redemption, the failure of the District to make moneys and/or authorized securities available in part or in whole on or before the redemption date shall not constitute an event of default.

The Paying Agent/Registrar and the District, so long as a Book-Entry-Only System is used for the Bonds, will send any notice of redemption, notice of proposed amendment to the Order or other notices only to DTC. Any failure by DTC to advise any DTC participant, or of any DTC participant or indirect participant to notify the beneficial owners, shall not affect the validity of the redemption of the Bonds called for redemption or any other action premised on any such notice. Redemption of portions of the Bonds by the District will reduce the outstanding principal amount of such Bonds held by DTC. In such event, DTC may implement, through its Book-Entry-Only System, a redemption of such Bonds held for the account of DTC participants in accordance with its rules or other agreements with DTC participants and then DTC participants and indirect participants may implement a redemption of such Bonds from the beneficial owners. Any such selection of Bonds to be redeemed will not be governed by the Order and will not be conducted by the District or the Paying Agent/Registrar. Neither the District nor the Paying Agent/Registrar will have any responsibility to DTC participants, indirect participants or the persons for whom DTC participants act as nominees, with respect to the payments on the Bonds or the providing of notice to DTC participants, indirect participants, or beneficial owners of the selection of portions of the Bonds for redemption (see "BOOK-ENTRY-ONLY SYSTEM").

With respect to any optional redemption of the Bonds, unless certain prerequisites to such redemption required by the Order have been met and money sufficient to pay the principal of and premium, if any, and interest on the Bonds to be redeemed will have been received by the Paying Agent/Registrar prior to the giving of such notice of redemption, such notice will state that said redemption may, at the option of the District, be conditional upon the satisfaction of such prerequisites and receipt of such money by the Paying Agent/Registrar on or prior to the date fixed or such redemption or upon any prerequisite set forth in such notice of redemption. If a conditional notice of redemption is given and such prerequisites to the redemption are not fulfilled, such notice will be of no force and effect, the District will not redeem such Bonds, and the Paying Agent/Registrar will give notice in a manner in which the notice of redemption was given, to the effect that the Bonds have not been redeemed.

## **Defeasance**

The Order provides for the defeasance of the Bonds when the payment of the principal of and premium, if any, on the Bonds, plus interest thereon to the due date thereof (whether such due date be by reason of maturity, redemption, or otherwise), is provided by irrevocably depositing with a paying agent, in trust (1) money sufficient to make such payment, (2) Governmental Obligations (defined below), that mature as to principal and interest in such amounts and at such times to insure the availability, without reinvestment, of sufficient money to make such payment, and all necessary and proper fees, compensation and expenses of the paying agent for the Bonds, or (3) a combination of money and Governmental Obligations together so certified sufficient to make such payment; provided, however, that the sufficiency of deposits shall be certified by an independent public accounting firm, the District's Financial Advisor, or another qualified third party in connection with a defeasance of the Bonds. The District has additionally reserved the right in the Order, subject to satisfying the requirements of (1) and (2) above, to substitute other Governmental Obligations for the Governmental Obligations originally deposited, to reinvest the uninvested money on deposit for such defeasance and to withdraw for the benefit of the District money in excess of the amount required for such defeasance.

The Order provides that "Governmental Obligations" means (a) direct, noncallable obligations of the United States of America, including obligations that are unconditionally guaranteed by the United States of America, (b) noncallable obligations of an agency or instrumentality of the United States of America, including obligations that are unconditionally guaranteed or insured by the agency or instrumentality and that, on the date the governing body of the District authorizes the defeasance, are rated as to investment quality by a nationally recognized investment rating firm not less than "AAA" or its equivalent, (c) noncallable obligations of a state or an agency or a county, municipality, or other political subdivision of a state that have been refunded and that on the date the governing body of the District adopts or approves the proceedings authorizing the financial arrangements, are rated as to investment quality by a nationally recognized investment rating firm not less than "AAA" or its equivalent, or (d) any additional securities and obligations hereafter authorized by Texas law as eligible for use to accomplish the discharge of obligations such as the Bonds. An Authorized Official may limit these securities as deemed necessary in connection with the sale of the Bonds. There is no assurance that the ratings for United States Treasury securities acquired to defease any Bonds, or those for any other Governmental Obligations, will be maintained at any particular rating category. Further, there is no assurance that current State law will not be amended in a manner that expands or contracts the list of permissible defeasance securities (such list consisting of those securities identified in clauses (a) through (c) above), or any rating requirement thereon, that may be purchased with defeasance proceeds relating to the Bonds ("Defeasance Proceeds"), though the District has reserved the right to utilize any additional securities for such purpose in the event the aforementioned list is expanded. Because the Order does not contractually limit such permissible defeasance securities and expressly recognizes the ability of the District to use lawfully available Defeasance Proceeds to defease all or any portion of the Bonds, registered owners of Bonds are deemed to have consented to the use of Defeasance Proceeds to purchase such other defeasance securities, notwithstanding the fact that such defeasance securities may not be of the same investment quality as those currently identified under State law as permissible defeasance securities.

Upon such deposit as described above, such Bonds will no longer be regarded to be outstanding obligations for purposes of applying any limitation on indebtedness or for purposes of taxation. After firm banking and financial arrangements for the discharge and final payment of the Bonds have been made as described above, all rights of the District to initiate proceedings to call the Bonds for redemption or take any other action amending the terms of the Bonds are extinguished; provided, however, that, the District's right to redeem Bonds defeased to stated maturity is not extinguished if the District has reserved the option, to be exercised at the time of the defeasance of the Bonds, to call for redemption, at an earlier date, those Bonds which have been defeased to their stated maturity date, if the District: (i) in the proceedings providing for the firm banking and financial arrangements, expressly reserves the right to call the Bonds for redemption; (ii) gives notice of the reservation of that right to the owners of the Bonds immediately following the making of the firm banking and financial arrangements; and (iii) directs that notice of the reservation be included in any redemption notices that it authorizes.

Defeasance will cancel the Permanent School Fund Guarantee with respect to those defeased Bonds.

## **Amendments**

The District may amend the Order without the consent of or notice to any registered owner in any manner not detrimental to the interests of the registered owners, including the curing of any ambiguity, inconsistency, or formal defect or omission therein. In addition, the District may, with the written consent of the holders of a majority in aggregate principal amount of the Bonds then outstanding, amend, add to, or rescind any of the provisions of the Order; except that, without the consent of the registered owners of all of the Bonds outstanding, no such amendment, addition or rescission may (1) extend the time or times of payment of the principal of and interest on the Bonds, reduce the principal amount thereof, the redemption price therefor, or the rate of interest thereon, or in any other way modify the terms of payment of the principal of or interest on the Bonds, (2) give any preference to any Bond over any other Bond, or (3) reduce the aggregate principal amount of the Bonds required to be held by registered owners for consent to any such amendment, addition, or rescission.

**Default and Remedies**

If the District defaults in the payment of principal, interest, or redemption price on the Bonds when due, or if it fails to make payments into any fund or funds created in the Order, or defaults in the observation or performance of any other covenants, conditions, or obligations set forth in the Order, and the State fails to honor the Permanent School Fund Guarantee as hereinafter discussed, the registered owners may seek a writ of mandamus to compel District officials to carry out their legally imposed duties with respect to the Bonds, if there is no other available remedy at law to compel performance of the Bonds or the Order and the District's obligations are not uncertain or disputed. The issuance of a writ of mandamus is controlled by equitable principles and rests with the discretion of the court but may not be arbitrarily refused. There is no acceleration of maturity of the Bonds in the event of default and, consequently, the remedy of mandamus may have to be relied upon from year to year. The Order does not provide for the appointment of a trustee to represent the interest of the registered owners upon any failure of the District to perform in accordance with the terms of the Order, or upon any other condition and, accordingly, all legal actions to enforce such remedies would have to be undertaken at the initiative of, and be financed by, the registered owners. The Texas Supreme Court ruled in *Tooke v. City of Mexia*, 197 S.W.3d 325 (Tex. 2006) that a waiver of sovereign immunity in a contractual dispute must be provided for by statute in "clear and unambiguous" language. Chapter 1371, Texas Government Code, as amended ("Chapter 1371"), which pertains to the issuance of public securities by issuers such as the District, permits the District to waive sovereign immunity in the proceedings authorizing the issuance of the Bonds. Notwithstanding its reliance upon the provisions of Chapter 1371 in connection with the issuance of the Bonds (as further described under the caption "THE BONDS – Authority for Issuance"), the District has not waived the defense of sovereign immunity with respect thereto. Because it is unclear whether the Texas legislature has effectively waived the District's sovereign immunity from a suit for money damages outside of Chapter 1371, bondholders may not be able to bring such a suit against the District for breach of the Bonds or Order covenants. Even if a judgment against the District could be obtained, it could not be enforced by direct levy and execution against the District's property. Further, the registered owners cannot themselves foreclose on property within the District or sell property within the District to enforce the tax lien on taxable property to pay the principal of and interest on the Bonds. Furthermore, the District is eligible to seek relief from its creditors under Chapter 9 of the United States Bankruptcy Code ("Chapter 9"). Although Chapter 9 provides for the recognition of a security interest represented by a specifically pledged source of revenues, the pledge of ad valorem taxes in support of a general obligation of a bankrupt entity is not specifically recognized as a security interest under Chapter 9. Chapter 9 also includes an automatic stay provision that would prohibit, without Bankruptcy Court approval, the prosecution of any other legal action by creditors or bondholders of an entity which has sought protection under Chapter 9. Therefore, should the District avail itself of Chapter 9 protection from creditors, the ability to enforce would be subject to the approval of the Bankruptcy Court (which could require that the action be heard in Bankruptcy Court instead of other federal or state court); and the Bankruptcy Code provides for broad discretionary powers of a Bankruptcy Court in administering any proceeding brought before it. (See "THE PERMANENT SCHOOL FUND GUARANTEE PROGRAM" herein for a description of the procedures to be followed for payment of the Bonds by the Permanent School Fund in the event the District fails to make a payment on the Bonds when due.) The opinion of Bond Counsel will note that all opinions relative to the enforceability of the Order and the Bonds are qualified with respect to the customary rights of debtors relative to their creditors and general principles of equity which permit the exercise of judicial discretion.

**SOURCES AND USES OF FUNDS**

The proceeds from the sale of the Bonds will be applied approximately as follows:

<u>Sources of Funds:</u>	
Par Amount of Bonds	\$ _____
[Net] Original Issue Reoffering Premium on the Bonds	
Accrued Interest	
Total Sources	\$ _____
<u>Uses of Funds:</u>	
Deposit to Construction Fund	\$ _____
Underwriters' Discount	
Costs of Issuance	
Deposit to Debt Service Fund	
Total Uses	\$ _____

**REGISTRATION, TRANSFER AND EXCHANGE**

**Paying Agent/Registrar**

The initial Paying Agent/Registrar is BOKF, NA, Dallas, Texas. The Bonds will be issued in fully registered form in multiples of \$5,000 or integral multiple thereof for any one stated maturity, and principal and interest will be paid by the Paying Agent/Registrar.

### **Successor Paying Agent/Registrar**

The District covenants that until the Bonds are paid it will at all times maintain and provide a paying agent/registrar. In the Order, the District retains the right to replace the Paying Agent/Registrar. If the Paying Agent/Registrar is replaced by the District, the new Paying Agent/Registrar must accept the previous Paying Agent/Registrar's records and act in the same capacity as the previous Paying Agent/Registrar. Any successor Paying Agent/Registrar selected by the District must be a bank, trust company, financial institution or other entity duly qualified and legally authorized to serve and perform the duties of Paying Agent/Registrar for the Bonds. Upon any change in the Paying Agent/Registrar for the Bonds, the District will promptly cause a notice thereof to be sent to each registered owner of the Bonds by United States mail, first class, postage prepaid, which notice shall give the address of the new Paying Agent/Registrar.

### **Record Date**

The record date ("Record Date") for determining the registered owner entitled to receive a payment of interest on a Bond is the fifteenth day of the month next preceding each interest payment date. If the date for the payment of the principal or interest on the Bonds is a Saturday, Sunday, legal holiday, or a day on which banking institutions in the city where the corporate trust office of the Paying Agent/Registrar is located are authorized by law or executive order to close, then the date for such payment is the next succeeding day which is not such a day and payment on such date will have the same force and effect as if made on the original date payment was due.

In the event of a non-payment of interest on a scheduled payment date, and for 30 days thereafter, a new record date for such interest payment (a "Special Record Date") will be established by the Paying Agent/Registrar, if and when funds for the payment of such interest have been received. Notice of the Special Record Date and of the scheduled payment date of the past due interest (which shall be 15 days after the Special Record Date) shall be sent at least five (5) business days prior to the Special Record Date by United States mail, first class, postage prepaid, to the address of each registered owner of a Bond appearing on the Bond Register at the close of business on the last business day next preceding the date of mailing of such notice.

### **Registration, Transferability and Exchange**

In the event the Book-Entry-Only System shall be discontinued, printed certificates will be issued to the registered owners of the Bonds and thereafter the Bonds may be transferred, registered, and assigned on the Bond Register only upon presentation and surrender of such printed certificates to the Paying Agent/Registrar, and such registration and transfer shall be without expense or service charge to the registered owner, except for any tax or other governmental charges required to be paid with respect to such registration and transfer. A Bond may be assigned by the execution of an assignment form on the Bond or by other instrument of transfer and assignment acceptable to the Paying Agent/Registrar. A new Bond or Bonds will be delivered by the Paying Agent/Registrar in lieu of the Bonds being transferred or exchanged at the designated office of the Paying Agent/Registrar or sent by United States registered mail to the new registered owner at the registered owner's request, risk and expense. New Bonds issued in an exchange or transfer of Bonds will be delivered to the registered owner or assignee of the registered owner in not more than three (3) business days after the receipt of the Bonds to be canceled in the exchange or transfer and the written instrument of transfer or request for exchange duly executed by the registered owner or his duly authorized agent, in form satisfactory to the Paying Agent/Registrar. New Bonds registered and delivered in an exchange or transfer shall be in authorized denominations and for a like kind and aggregate principal amount and having the same maturity or maturities as the Bond or Bonds surrendered for exchange or transfer. See "BOOK-ENTRY-ONLY SYSTEM" herein for a description of the system to be utilized initially in regard to ownership and transferability of the Bonds.

### **Limitation on Transfer of Bonds**

Neither the District nor the Paying Agent/Registrar shall be required to make any such transfer, conversion or exchange (i) during the period commencing with the close of business on any Record Date and ending with the opening of business on the next following principal or interest payment date or (ii) with respect to any Bond or any portion thereof called for redemption prior to maturity, within 45 days prior to its redemption date; provided, however, that such limitation shall not apply to uncalled portions of a Bond redeemed in part.

### **Replacement Bonds**

In the event the Book-Entry-Only System has been discontinued, and any Bond is mutilated, destroyed, stolen or lost, a new Bond of like kind and in the same maturity and amount as the Bond so mutilated, destroyed, stolen or lost will be issued. In the case of a mutilated Bond, such new Bond will be delivered only upon surrender and cancellation of such mutilated Bond. In the case of any Bond issued in lieu of and in substitution for a Bond which has been destroyed, stolen, or lost, such new Bond will be delivered only (a) upon filing with the District and the Paying Agent/Registrar evidence satisfactory to establish to the District and the Paying Agent/Registrar that such Bond has been destroyed, stolen or lost and proof of the ownership thereof, and (b) upon furnishing the District and the Paying Agent/Registrar with bond or indemnity satisfactory to them. The person requesting the authentication and delivery of a new Bond must comply with such other reasonable regulations as the Paying Agent/Registrar may prescribe and pay such expenses as the Paying Agent/Registrar may incur in connection therewith.

## BOOK-ENTRY-ONLY SYSTEM

The following describes how ownership of the Bonds is to be transferred and how the principal of, premium, if any, and interest on the Bonds are to be paid to and credited by DTC (defined below) while the Bonds are registered in its nominee name. The information in this section concerning DTC and the Book-Entry-Only System has been provided by DTC for use in disclosure documents such as this Official Statement. The District, the Financial Advisor and the Underwriters believe the source of such information to be reliable but take no responsibility for the accuracy or completeness thereof.

The District cannot and does not give any assurance that (1) DTC will distribute payments of debt service on the Bonds, or redemption, or other notices, to DTC Participants, (2) DTC Participants or others will distribute debt service payments paid to DTC or its nominee (as the registered owner of the Bonds), or redemption, or other notices, to the Beneficial Owners, or that they will do so on a timely basis, or (3) DTC will serve and act in the manner described in this Official Statement. The current rules applicable to DTC are on file with the United States Securities and Exchange Commission, and the current procedures of DTC to be followed in dealing with DTC Participants are on file with DTC.

The Depository Trust Company ("DTC"), New York, New York, will act as securities depository for the Bonds. The Bonds will be issued as fully registered securities registered in the name of Cede & Co. (DTC's partnership nominee) or such other name as may be requested by an authorized representative of DTC. One fully-registered security certificate will be issued for each maturity of the Bonds, each in the aggregate principal amount of such maturity, and will be deposited with DTC.

DTC, the world's largest depository, is a limited-purpose trust company organized under the New York Banking Law, a "banking organization" within the meaning of the New York Banking Law, a member of the Federal Reserve System, a "clearing corporation" within the meaning of the New York Uniform Commercial Code, and a "clearing agency" registered pursuant to the provisions of Section 17A of the Securities Exchange Act of 1934. DTC holds and provides asset servicing for over 3.5 million issues of U.S. and non-U.S. equity issues, corporate and municipal debt issues, and money market instruments from over 100 countries that DTC's participants ("Direct Participants") deposit with DTC. DTC also facilitates the post-trade settlement among Direct Participants of sales and other securities transactions in deposited securities, through electronic computerized book-entry transfers and pledges between Direct Participants' accounts. This eliminates the need for physical movement of securities certificates. Direct Participants include both U.S. and non-U.S. securities brokers and dealers, banks, trust companies, clearing corporations, and certain other organizations. DTC is a wholly-owned subsidiary of The Depository Trust & Clearing Corporation ("DTCC"). DTCC is the holding company for DTC, National Securities Clearing Corporation, and Fixed Income Clearing Corporation, all of which are registered clearing agencies. DTCC is owned by the users of its regulated subsidiaries. Access to the DTC system is also available to others such as both U.S. and non-U.S. securities brokers and dealers, banks, trust companies, and clearing corporations that clear through or maintain a custodial relationship with a Direct Participant, either directly or indirectly ("Indirect Participants"). DTC has an S&P Global Ratings rating of AA+. The DTC Rules applicable to its Participants are on file with the United States Securities and Exchange Commission. More information about DTC can be found at [www.dtcc.com](http://www.dtcc.com).

Purchases of Bonds under the DTC system must be made by or through Direct Participants, which will receive a credit for the Bonds on DTC's records. The ownership interest of each actual purchaser of each Bond ("Beneficial Owner") is in turn to be recorded on the Direct and Indirect Participants' records. Beneficial Owners will not receive written confirmation from DTC of their purchase. Beneficial Owners are, however, expected to receive written confirmations providing details of the transaction, as well as periodic statements of their holdings, from the Direct or Indirect Participant through which the Beneficial Owner entered into the transaction. Transfers of ownership interests in the Bonds are to be accomplished by entries made on the books of Direct and Indirect Participants acting on behalf of Beneficial Owners. Beneficial Owners will not receive certificates representing their ownership interests in Bonds, except in the event that use of the book-entry-only system for the Bonds is discontinued.

To facilitate subsequent transfers, all Bonds deposited by Direct Participants with DTC are registered in the name of DTC's partnership nominee, Cede & Co., or such other name as may be requested by an authorized representative of DTC. The deposit of Bonds with DTC and their registration in the name of Cede & Co. or such other DTC nominee do not effect any change in beneficial ownership. DTC has no knowledge of the actual Beneficial Owners of the Bonds. DTC's records reflect only the identity of the Direct Participants to whose accounts such Bonds are credited, which may or may not be the Beneficial Owners. The Direct and Indirect Participants will remain responsible for keeping account of their holdings on behalf of their customers.

Conveyance of notices and other communications by DTC to Direct Participants, by Direct Participants to Indirect Participants, and by Direct Participants and Indirect Participants to Beneficial Owners will be governed by arrangements among them, subject to any statutory or regulatory requirements as may be in effect from time to time. Beneficial Owners of Bonds may wish to take certain steps to augment the transmission to them of notices of significant events with respect to the Bonds, such as redemptions, tenders, defaults, and proposed amendments to the Bond documents. For example, Beneficial Owners of Bonds may wish to ascertain that the nominee holding the Bonds for their benefit has agreed to obtain and transmit notices to Beneficial Owners. In the alternative, Beneficial Owners may wish to provide their names and addresses to the registrar and request that copies of notices be provided directly to them.

Redemption notices shall be sent to DTC. If less than all of the Bonds within a maturity are being redeemed, DTC's practice is to determine by lot the amount of the interest of each Direct Participant in such maturity to be redeemed.

Neither DTC nor Cede & Co. (nor any other DTC nominee) will consent or vote with respect to Bonds unless authorized by a Direct Participant in accordance with DTC's MMI Procedures. Under its usual procedures, DTC mails an Omnibus Proxy to the District as soon as possible after the record date. The Omnibus Proxy assigns Cede & Co.'s consenting or voting rights to those Direct Participants to whose accounts Bonds are credited on the record date (identified in a listing attached to the Omnibus Proxy).

Payments on the Bonds will be made to Cede & Co., or such other nominee as may be requested by an authorized representative of DTC. DTC's practice is to credit Direct Participants' accounts upon DTC's receipt of funds and corresponding detail information from the District or the Paying Agent/Registrar, on the payment date in accordance with their respective holdings shown on DTC's records. Payments by Participants to Beneficial Owners will be governed by standing instructions and customary practices, as is the case with securities held for the accounts of customers in bearer form or registered in "street name," and will be the responsibility of such Participant and not of DTC nor its nominee, the Paying Agent/Registrar, or the District, subject to any statutory or regulatory requirements as may be in effect from time to time. Payments to Cede & Co. (or such other nominee as may be requested by an authorized representative of DTC) are the responsibility of the District or the Paying Agent/Registrar. Disbursement of such payments to Direct Participants will be the responsibility of DTC, and disbursement of such payments to the Beneficial Owners will be the responsibility of Direct and Indirect Participants.

DTC may discontinue providing its services as depository with respect to the Bonds at any time by giving reasonable notice to the District or the Paying Agent/Registrar. Under such circumstances, in the event that a successor depository is not obtained, physical bond certificates are required to be printed and delivered.

The information in this section concerning DTC and DTC's book-entry system has been obtained from sources that the District believes to be reliable, but none of the District, the Financial Advisor, or the Underwriters take any responsibility for the accuracy thereof.

#### **Use of Certain Terms in Other Sections of This Official Statement**

In reading this Official Statement it should be understood that while the Bonds are in the Book-Entry-Only System, references in other sections of this Official Statement to registered owners should be read to include the person for which the Participant acquires an interest in the Bonds, but (i) all rights of ownership must be exercised through DTC and the Book-Entry-Only System, and (ii) except as described above, notices that are to be given to registered owners under the Order will be given only to DTC.

#### **Effect of Termination of Book-Entry-Only System**

In the event that the Book-Entry-Only System is discontinued by DTC or the use of the Book-Entry-Only System is discontinued by the District, printed physical Bond certificates will be issued to the respective holders and the Bonds will be subject to transfer, exchange and registration provisions as set forth in the Order and summarized under the caption "REGISTRATION, TRANSFER AND EXCHANGE" above.

### **THE PERMANENT SCHOOL FUND GUARANTEE PROGRAM**

*The information below concerning the Texas Permanent School Fund and the Guarantee Program for school district bonds has been provided by TEA (defined below) and is not guaranteed as to accuracy or completeness by, and is not to be construed as a representation of, the District, the Financial Advisor, or the Underwriters.*

This disclosure statement provides information relating to the program (the "Guarantee Program") administered by the Texas Education Agency (the "TEA") with respect to the Texas Permanent School Fund guarantee of tax-supported bonds issued by Texas school districts and the guarantee of revenue bonds issued by or for the benefit of Texas charter districts. The Guarantee Program was authorized by an amendment to the Texas Constitution in 1983 and is governed by Subchapter C of Chapter 45 of the Texas Education Code, as amended (the "Act"). While the Guarantee Program applies to bonds issued by or for both school districts and charter districts, as described below, the Act and the program rules for the two types of districts have some distinctions. For convenience of description and reference, those aspects of the Guarantee Program that are applicable to school district bonds and to charter district bonds are referred to herein as the "School District Bond Guarantee Program" and the "Charter District Bond Guarantee Program," respectively.

Some of the information contained in this Section may include projections or other forward-looking statements regarding future events or the future financial performance of the Texas Permanent School Fund (the "PSF" or the "Fund"). Actual results may differ materially from those contained in any such projections or forward-looking statements.

#### **History and Purpose**

The PSF supports the State's public school system in two major ways: distributions to the constitutionally established Available School Fund (the "ASF"), as described below, and the guarantee of school district and charter district issued

bonds through the Guarantee Program. The PSF was created with a \$2,000,000 appropriation by the Texas Legislature (the "Legislature") in 1854 expressly for the benefit of the public schools of Texas, with the sole purpose of assisting in the funding of public education for present and future generations. The Constitution of 1876 described that the PSF would be "permanent," and stipulated that certain lands and all proceeds from the sale of these lands should also constitute the PSF. Additional acts later gave more public domain land and rights to the PSF. In 1953, the U.S. Congress passed the Submerged Lands Act that relinquished to coastal states all rights of the U.S. navigable waters within state boundaries. If the state, by law, had set a larger boundary prior to or at the time of admission to the Union, or if the boundary had been approved by Congress, then the larger boundary applied. After three years of litigation (1957-1960), the U. S. Supreme Court on May 31, 1960, affirmed Texas' historic three marine leagues (10.35 miles) seaward boundary. Texas proved its submerged lands property rights to three leagues into the Gulf of Mexico by citing historic laws and treaties dating back to 1836. All lands lying within that limit belong to the PSF. The proceeds from the sale and the mineral-related rental of these lands, including bonuses, delay rentals and royalty payments, become the corpus of the Fund. Prior to the approval by the voters of the State of an amendment to the constitutional provision under which the Fund is established and administered, which occurred on September 13, 2003 (the "Total Return Constitutional Amendment"), and which is further described below, only the income produced by the PSF could be used to complement taxes in financing public education, which primarily consisted of income from securities, capital gains from securities transactions and royalties from the sale of oil and natural gas. The Total Return Constitutional Amendment provides that interest and dividends produced by Fund investments will be additional revenue to the PSF.

On November 8, 1983, the voters of the State approved a constitutional amendment that provides for the guarantee by the PSF of bonds issued by school districts. On approval by the State Commissioner of Education (the "Education Commissioner"), bonds properly issued by a school district are fully guaranteed by the PSF. See "The School District Bond Guarantee Program."

In 2011, legislation was enacted that established the Charter District Bond Guarantee Program as a new component of the Guarantee Program. That legislation authorized the use of the PSF to guarantee revenue bonds issued by or for the benefit of certain open-enrollment charter schools that are designated as "charter districts" by the Education Commissioner. On approval by the Education Commissioner, bonds properly issued by a charter district participating in the Guarantee Program are fully guaranteed by the PSF. The Charter District Bond Guarantee Program became effective on March 3, 2014. See "The Charter District Bond Guarantee Program."

State law also permits charter schools to be chartered and operated by school districts and other political subdivisions, but bond financing of facilities for school district-operated charter schools is subject to the School District Bond Guarantee Program, not the Charter District Bond Guarantee Program.

While the School District Bond Guarantee Program and the Charter District Bond Guarantee Program relate to different types of bonds issued for different types of Texas public schools, and have different program regulations and requirements, a bond guaranteed under either part of the Guarantee Program has the same effect with respect to the guarantee obligation of the Fund thereto, and all guaranteed bonds are aggregated for purposes of determining the capacity of the Guarantee Program (see "Capacity Limits for the Guarantee Program"). The Charter District Bond Guarantee Program as enacted by State law has not been reviewed by any court, nor has the Texas Attorney General (the "Attorney General") been requested to issue an opinion, with respect to its constitutional validity.

Audited financial information for the SBOE (as defined herein) financial portfolios of the PSF is provided annually through the PSF Comprehensive Annual Financial Report (the "Annual Report"), which is filed with the Municipal Securities Rulemaking Board ("MSRB"). The State School Land Board's ("SLB") land and real assets investment operations, which are part of the PSF as described below, are included in the annual financial report of the Texas General Land Office (the "GLO") that is included in the comprehensive annual report of the State of Texas. The Annual Report includes the Message of the Executive Administrator of the Fund (the "Message") and the Management's Discussion and Analysis ("MD&A"). The Annual Report for the year ended August 31, 2020, filed with the MSRB in accordance with the PSF undertaking and agreement made in accordance with Rule 15c2-12 ("Rule 15c2-12") of the federal Securities and Exchange Commission (the "SEC"), as described below, is hereby incorporated by reference into this disclosure. Information included herein for the year ended August 31, 2020 is derived from the audited financial statements of the PSF, which are included in the Annual Report when and as it is filed and posted. Reference is made to the Annual Report for the complete Message and MD&A for the year ended August 31, 2020 and for a description of the financial results of the PSF for the year ended August 31, 2020, the most recent year for which audited financial information regarding the Fund is available. The 2020 Annual Report speaks only as of its date and the TEA has not obligated itself to update the 2020 Annual Report or any other Annual Report. The TEA posts (i) each Annual Report, which includes statistical data regarding the Fund as of the close of each fiscal year, (ii) the most recent disclosure for the Guarantee Program, (iii) the Statement of Investment Objectives, Policies and Guidelines of the Texas Permanent School Fund, which is codified at 19 Texas Administrative Code, Chapter 33 (the "Investment Policy"), and (iv) monthly updates with respect to the capacity of the Guarantee Program (collectively, the "Web Site Materials") on the TEA web site at [http://tea.texas.gov/Finance\\_and\\_Grants/Permanent\\_School\\_Fund/](http://tea.texas.gov/Finance_and_Grants/Permanent_School_Fund/) and with the MSRB at [www.emma.msrb.org](http://www.emma.msrb.org). Such monthly updates regarding the Guarantee Program are also incorporated herein and made a part hereof for all purposes. In addition to the Web Site Materials, the Fund is required to make quarterly filings with the SEC under Section 13(f) of the Securities Exchange Act of 1934. Such filings, which consist of a list of the Fund's holdings of securities specified in Section 13(f), including exchange-traded (e.g., NYSE) or NASDAQ-quoted stocks, equity options and warrants, shares of closed-end investment companies and certain convertible debt securities, is available from the SEC at



www.sec.gov/edgar.shtml. A list of the Fund's equity and fixed income holdings as of August 31 of each year is posted to the TEA web site and filed with the MSRB. Such list excludes holdings in the Fund's securities lending program. Such list, as filed, is incorporated herein and made a part hereof for all purposes. See "2021 Legislation – SB 1232" for proposed changes in the management of the Fund that may result in changes to the annual audit prepared with respect to the Fund.

### **Management and Administration of the Fund**

The Texas Constitution and applicable statutes delegate to the State Board of Education (the "SBOE") the authority and responsibility for investment of the PSF's financial assets. The SBOE consists of 15 members who are elected by territorial districts in the State to four-year terms of office. See "2021 Legislation – SB 1232" for proposed changes affecting the management of the Fund.

The Texas Constitution provides that the Fund shall be managed through the exercise of the judgment and care under the circumstances then prevailing which persons of ordinary prudence, discretion and intelligence exercise in the management of their own affairs, not in regard to speculation, but in regard to the permanent disposition of their funds, considering the probable income therefrom as well as the probable safety of their capital (the "Prudent Person Standard"). The SBOE has adopted a "Statement of Investment Objectives, Policies, and Guidelines of the Texas Permanent School Fund," which is codified in the Texas Administrative Code beginning at 19 TAC section 33.1.

In accordance with the Texas Constitution, the SBOE views the PSF as a perpetual endowment, and the Fund is managed as an endowment fund with a long-term investment horizon. Under the total-return investment objective, the Investment Policy provides that the PSF shall be managed consistently with respect to the following: generating income for the benefit of the public free schools of Texas, the real growth of the corpus of the PSF, protecting capital, and balancing the needs of present and future generations of Texas school children. As described below, the Total Return Constitutional Amendment restricts the annual pay-out from the Fund to both (i) 6% of the average of the market value of the Fund, excluding real property (the on the last day of each of the sixteen State fiscal quarters preceding the Regular Session of the Legislature that begins before that State fiscal biennium, and (ii) the total-return on all investment assets of the Fund over a rolling ten-year period.

By law, the Education Commissioner is appointed by the Governor, with Senate confirmation, and assists the SBOE, but the Education Commissioner can neither be hired nor dismissed by the SBOE. The Executive Administrator of the Fund is hired by and reports to the Education Commissioner. Moreover, although the Fund's Executive Administrator and the PSF staff at TEA implement the decisions of and provide information to the School Finance/PSF Committee of the SBOE and the full SBOE, the SBOE can neither select nor dismiss the Executive Administrator. TEA's General Counsel provides legal advice to the Executive Administrator and to the SBOE. The SBOE has also engaged outside counsel to advise it as to its duties over the Fund, including specific actions regarding the investment of the PSF to ensure compliance with fiduciary standards, and to provide transactional advice in connection with the investment of Fund assets in non-traditional investments. See "2021 Legislation – SB 1232" for proposed changes in the management of the Fund.

The Total Return Constitutional Amendment shifted administrative costs of the Fund from the ASF to the PSF, providing that expenses of managing the PSF are to be paid "by appropriation" from the PSF. In January 2005, the Attorney General issued a legal opinion, Op. Tex. Att'y Gen. No. GA-0293 (2005), stating that the Total Return Constitutional Amendment does not require the SBOE to pay from such appropriated PSF funds the indirect management costs deducted from the assets of a mutual fund or other investment company in which PSF funds have been invested.

The SBOE/PSF investment staff and the SBOE's investment consultant for the Fund are tasked with advising the SBOE with respect to the implementation of the Fund's asset allocation policy, including the timing and manner of the selection of any external managers and other consultants. See "2021 Legislation – SB 1232" for a discussion of proposed changes to the management of the Fund.

The SBOE contracts with a financial institution for custodial and securities lending services in addition to the performance measurement of the total return of the Fund's financial assets managed by the SBOE. A consultant is typically retained for the purpose of providing consultation with respect to strategic asset allocation decisions and to assist the SBOE in selecting external fund management advisors. Like other State agencies and instrumentalities that manage large investment portfolios, the PSF has an incentive compensation plan that may provide additional compensation for investment personnel, depending upon the criteria relating to the investment performance of the Fund. See "2021 Legislation – SB 1232" for proposed changes in the management of the Fund that may result in changes to the employment and compensation options available to the management of the Fund.

The Act requires that the Education Commissioner prepare, and the SBOE approve, an annual status report on the Guarantee Program (which is included in the Annual Report). The State Auditor audits the financial statements of the PSF, which are separate from other financial statements of the State. See "2021 Legislation – SB 1232" for proposed changes in the management of the Fund that may result in changes to the annual audit prepared with respect to the Fund.

Texas law assigns to the SLB the ability to control of the Fund's land and mineral rights and make investments in real assets. Administrative duties related to the land and mineral rights reside with the GLO, which is under the guidance of the elected commissioner of the GLO (the "Land Commissioner"). See "2021 Legislation – SB 1232" for proposed changes in the management of Fund assets by the SLB. The SLB manages the proceeds of the land and mineral rights that are administered by the GLO on behalf of the Fund. The SLB is governed by a five-member board, the membership of which consists of the Land Commissioner, who sits as the chairman of the board, and four citizen members appointed by the Governor. The SLB and is generally authorized to invest in the following asset classes:

- Discretionary real assets investments consisting of externally managed real estate, infrastructure, and energy/minerals investment funds, separate accounts, and co-investment vehicles; internally managed direct real estate investments, and associated cash;
- Sovereign and other lands, being the lands set aside for the Fund when it was created, and other various lands not considered discretionary real asset investments; and,
- Mineral interests associated with Fund lands.

See "2021 Legislation – SB 1232" for changes in State law that pertain to the SLB's future authority to manage the land and mineral rights. At August 31, 2020, the SLB managed approximately 15% of the PSF, as reflected in the fund balance of the PSF at that date.

In 2019, the Texas Legislature enacted legislation that required an annual joint meeting of the SLB and the SBOE for the purpose of discussing the allocation of the assets of the PSF and the investment of money in the PSF. The inaugural joint meeting was held in September 2020. Other legislation enacted in 2019 included a bill that created a "permanent school fund liquid account" (the "Liquid Account") in the PSF for the purpose of receiving funds transferred from the SLB on a quarterly basis that are not then invested by the SLB or needed within the forthcoming quarter for investment by the SBOE. That legislation also provided for the SBOE to administer and invest the Liquid Account and required the TEA, in consultation with the GLO, to conduct a study regarding distributions to the ASF from the PSF. That study (the "PSF Distribution Study"), dated August 31, 2020, is available at <https://tea.texas.gov/sites/default/files/TEA-Distribution-Study.pdf>.

### **The Total Return Constitutional Amendment**

The Total Return Constitutional Amendment approved a fundamental change in the way that distributions are made to the ASF from the PSF. Prior to the adoption of the Total Return Constitutional Amendment, all interest and dividend income produced by Fund investments flowed into the ASF, where they were distributed to local school districts and open-enrollment charter schools based on average daily attendance, any net gains from investments of the Fund were reflected in the value of the PSF, and costs of administering the PSF were allocated to the ASF. The Total Return Constitutional Amendment requires that PSF distributions to the ASF be determined using a 'total-return-based' formula instead of the 'current-income-based' formula, which was used from 1964 to the end of the 2003 fiscal year. The Total Return Constitutional Amendment provides that the total amount distributed from the Fund to the ASF: (1) in each year of a State fiscal biennium must be an amount that is not more than 6% of the average of the market value of the Fund, excluding real property (the "Distribution Rate"), on the last day of each of the sixteen State fiscal quarters preceding the Regular Session of the Legislature that begins before that State fiscal biennium, in accordance with the rate adopted by: (a) a vote of two-thirds of the total membership of the SBOE, taken before the Regular Session of the Legislature convenes or (b) the Legislature by general law or appropriation, if the SBOE does not adopt a rate as provided by clause (a); and (2) over the ten-year period consisting of the current State fiscal year and the nine preceding state fiscal years may not exceed the total return on all investment assets of the Fund over the same ten-year period (the "Ten Year Total Return"). In April 2009, the Attorney General issued a legal opinion, Op. Tex. Att'y Gen. No. GA-0707 (2009) ("GA-0707"), with regard to certain matters pertaining to the Distribution Rate and the determination of the Ten Year Total Return. In GA-0707 the Attorney General opined, among other advice, that (i) the Ten Year Total Return should be calculated on an annual basis, (ii) a contingency plan adopted by the SBOE, to permit monthly transfers equal in aggregate to the annual Distribution Rate to be halted and subsequently made up if such transfers temporarily exceed the Ten Year Total Return, is not prohibited by State law, provided that such contingency plan applies only within a fiscal year time basis, not on a biennium basis, and (iii) that the amount distributed from the Fund in a fiscal year may not exceed 6% of the average of the market value of the Fund or the Ten Year Total Return. In accordance with GA-0707, in the event that the Ten Year Total Return is exceeded during a fiscal year, transfers to the ASF will be halted. However, if the Ten Year Total Return subsequently increases during that biennium, transfers may be resumed, if the SBOE has provided for that contingency, and made in full during the remaining period of the biennium, subject to the limit of 6% in any one fiscal year. Any shortfall in the transfer that results from such events from one biennium may not be paid over to the ASF in a subsequent biennium as the SBOE would make a separate payout determination for that subsequent biennium.

In determining the Distribution Rate, the SBOE has adopted the goal of maximizing the amount distributed from the Fund in a manner designed to preserve "intergenerational equity." The definition of intergenerational equity that the SBOE has generally followed is the maintenance of purchasing power to ensure that endowment spending keeps pace with inflation, with the ultimate goal being to ensure that current and future generations are given equal levels of purchasing power in

real terms. In making this determination, the SBOE takes into account various considerations, and relies upon its staff and external investment consultants, which undertake analysis for long-term projection periods that includes certain assumptions. Among the assumptions used in the analysis are a projected rate of growth of student enrollment State-wide, the projected contributions and expenses of the Fund, projected returns in the capital markets and a projected inflation rate.

On November 8, 2011, a referendum was held in the State at which voters of the State approved amendments that effected an increase to the base amount used in calculating the Distribution Rate from the Fund to the ASF and authorized the SLB to make direct transfers to the ASF, as described below.

The November 8, 2011 referendum included an increase to the base used to calculate the Distribution Rate by adding to the calculation base certain discretionary real assets and cash in the Fund that is managed by entities other than the SBOE (at present, by the SLB). The value of those assets was already included in the value of the Fund for purposes of the Guarantee Program, but prior to the amendment had not been included in the calculation base for purposes of making transfers from the Fund to the ASF. While the amendment provided for an increase in the base for the calculation of approximately \$2 billion, no new resources were provided for deposit to the Fund. As described under “The Total Return Constitutional Amendment” the SBOE is prevented from approving a Distribution Rate or making a pay out from the Fund if the amount distributed would exceed 6% of the average of the market value of the Fund, excluding real property in the Fund, but including discretionary real asset investments on the last day of each of the sixteen State fiscal quarters preceding the Regular Session of the Legislature that begins before that State fiscal biennium or if such pay out would exceed the Ten Year Total Return.

The constitutional amendments approved on November 8, 2011, also provided authority to the GLO or another entity (described in statute as the SLB) that has responsibility for the management of revenues derived from land or other properties of the PSF to determine whether to transfer an amount each year to the ASF from the revenue derived during the current year from such land or properties. Prior to November 2019, the amount authorized to be transferred to the ASF from the GLO or SLB was limited to \$300 million per year. On November 5, 2019, a constitutional amendment was approved by State voters that increased the maximum transfer to the ASF to \$600 million each year from the revenue derived during that year from the PSF from the GLO, the SBOE or another entity to the extent such entity has the responsibility for the management of revenues derived from such land or other properties. Any amount transferred to the ASF pursuant to this constitutional provision is excluded from the 6% Distribution Rate limitation applicable to SBOE transfers.

The following table shows amounts distributed to the ASF from the portions of the Fund administered by the SBOE (the “PSF(SBOE)”) and the SLB (the “PSF(SLB)”).

**Annual Distributions to the Available School Fund<sup>1</sup>**

<b>Fiscal Year Ending</b>	<b>2011</b>	<b>2012</b>	<b>2013</b>	<b>2014</b>	<b>2015</b>	<b>2016</b>	<b>2017</b>	<b>2018</b>	<b>2019</b>	<b>2020</b>
PSF(SBOE) Distribution	\$1,093	\$1,021	\$1,021	\$839	\$839	\$1,056	\$1,056	\$1,236	\$1,236	\$1,102
PSF(SLB) Distribution	\$0	\$0	\$300	\$0	\$0	\$0	\$0	\$0	\$300	\$600 <sup>2</sup>
Per Student Distribution	\$246	\$221	\$281	\$175	\$173	\$215	\$212	\$247	\$306	\$347

<sup>1</sup> In millions of dollars. Source: PSF Annual Report for year ended August 31, 2020.

<sup>2</sup> In September 2020, the SBOE approved a special, one-time transfer of \$300 million from the portion of the PSF managed by the SBOE to the portion of the PSF managed by the SLB, which amount is to be transferred to the ASF by the SLB in fiscal year 2021. In approving the special transfer, the SBOE determined that the transfer was in the best interest of the PSF due to the historic nature of the public health and economic circumstances resulting from the COVID-19 pandemic and its impact on the school children of Texas.

In November 2020, the SBOE approved a projected \$3.4 billion distribution to the ASF for State fiscal biennium 2022-2023. In making its determination of the 2022-2023 Distribution Rate, the SBOE took into account the announced planned distribution to the ASF by the SLB of \$875 million for the biennium.

Efforts to achieve the intergenerational equity objective, as described above, result in changes in the Distribution Rate for each biennial period. The following table sets forth the Distribution Rates announced by the SBOE in the fall of each even numbered year to be applicable for the following biennium.

State Fiscal Biennium	2008-09	2010-11	2012-13	2014-15	2016-17	2018-19	2020-21	2022-23
<u>SBOE Distribution Rate<sup>1</sup></u>	3.5%	2.5%	4.2%	3.3%	3.5%	3.7%	2.974%	4.18%

<sup>1</sup> Includes only distributions made to the ASF by the SBOE; see the immediately preceding table for amounts of direct SLB distributions to the ASF.

See “2021 Legislation – SB 1232” for a discussion of proposed changes in the management of the Fund that may impact distributions to the ASF.

## **2021 Legislation - Senate Bill 1232**

During the 87th Regular Session of the Texas Legislature, which concluded on May 31, 2021 Senate Bill 1232 (“SB 1232” or “the bill”) was enacted, which relates to the management and investment of the Fund. Among other provisions of SB 1232 are provisions authorizing the creation of the Texas Permanent School Fund Corporation (the “PSF Corporation”) by the SBOE. If the PSF Corporation is created, the SBOE would delegate to the PSF Corporation the SBOE’s authority to manage and invest the Fund. Also, the bill would limit the authority of the SLB to manage and invest the Fund if the PSF Corporation is created. The SBOE is not required to create the PSF Corporation, but if it does not do so by December 31, 2022, then the statutory changes related to the SLB do not take effect. While the creation of the PSF Corporation is not mandatory, it is expected that the SBOE will create the PSF Corporation.

As required by State law, the Legislative Budget Board (“LBB”) issued a fiscal note on SB 1232. The fiscal notes stated that uncertainty exists regarding the nature of future returns and the effect of the bill on distributions from all components of the PSF to the ASF, such that the financial impact of the bill cannot be determined at this time. However, the fiscal note states that TEA and the GLO project that the changes effected by the bill will have a positive fiscal impact in terms of growth of the Fund and future Fund distributions. SB 1232 provides for various transition dates relating to implementation of the bill, with the latest dates generally in calendar year 2023. As a result, the planning and implementation of the creation and operation of the PSF Corporation by the SBOE and future PSF Corporation board members will necessarily evolve over time with much of the detail relating to those matters yet to be determined.

Among other provisions, of the bill, it provides that the PSF Corporation, the SBOE and TEA shall coordinate to determine the PSF Corporation’s role in the operation and management of the Guarantee Program to ensure the proper and efficient operation of the program.

The description of SB 1232 that follows summarizes some key provisions of the bill. The full text of the bill can be found at <https://capitol.texas.gov/BillLookup/Text.aspx?LegSess=87R&Bill=SB1232>.

If created, the PSF Corporation will be a special-purpose governmental corporation and instrumentality of the State and will be entitled to sovereign immunity. The PSF Corporation will be governed by nine-member board of directors (the “Board”), consisting of five members of the SBOE, the Land Commissioner, and three appointed members who have substantial background and expertise in investments and asset management; with one of the appointees being appointed by the Land Commissioner and the other two appointed by the Governor with confirmation by the Senate. The chief executive officer of the PSF Corporation will be employed by the Board and will have responsibility for engaging all employees, all of whom will be State employees. Among other powers, the PSF Corporation will be exempt from State laws regulating or limiting purchasing by State agencies and it will be authorized to engage in any activity necessary to manage the investments of the PSF, including contracting in connection with the investment of the PSF to the extent the activity complies with applicable fiduciary duties.

The bill grants the PSF Corporation discretion in determining the applicability to the corporation of certain State laws, including personnel and compensation, purchasing, information technology, and other support services.

SB 1232 authorizes the SBOE to delegate investment authority over the PSF and the Charter District Reserve Fund to the PSF Corporation. In addition, the bill provides for the dissolution of the Liquid Account (which held approximately \$4 billion at the close of fiscal year 2020) and the blending of amounts therein into the general investment portfolio of the PSF, subjecting such amounts to the general asset allocation of the PSF.

The PSF Corporation would be vested with the power to make distributions from the PSF to the ASF subject to the limitations of the Total Return Constitutional Amendment.

Not less than once each year, the Board would be required to submit an audit report to the LBB regarding the operations of the PSF Corporation. The PSF Corporation may contract with a certified public accountant or the State Auditor to conduct an independent audit of the operations of the PSF Corporation, but such authorization would not affect the State Auditor’s authority to conduct an audit of the PSF Corporation in accordance with other State laws.

The bill amends provisions of the Texas Natural Resources Code (the “NRC”) that pertain to the authority of the SLB to manage public school land by limiting investments by the SLB to “real property holdings,” which are defined to mean direct or indirect interests in real property located in the State or any interest in a joint venture whose primary purpose is the acquisition, development, holding, and disposing of real property located in the State. The bill excludes from the definition of “real property holdings” any interest in an “investment vehicle,” and requires SLB to transfer mineral revenues to the PSF Corporation monthly. The determination of whether to make a direct transfer to the ASF from the revenues of the land or other properties is presently made by SLB, and the decision as to whether to make a direct transfer to the ASF, and the amount of such transfer, is solely within the purview of the SLB. That authorization would continue after creation of the PSF Corporation and implementation of the proposed changes set forth in SB 1232.

### **Asset Allocation of Fund Portfolios**

With respect to the management of the Fund’s financial assets portfolio, the single most significant change made to date as a result of the Total Return Constitutional Amendment has been new asset allocation policies adopted from time to

time by the SBOE. The SBOE generally reviews the asset allocations during its summer meeting in even-numbered years. The first asset allocation policy adopted by the SBOE following the Total Return Constitutional Amendment was in February 2004, and the policy was reviewed and modified or reaffirmed in the summers of each even-numbered year, most recently in July 2020. The Fund's Investment Policy provides for minimum and maximum ranges among the components of each of the asset classifications: equities, fixed income and alternative asset investments. The alternative asset allocation category includes real estate, real return, absolute return and private equity components. Alternative asset classes diversify the SBOE-managed assets and are not as correlated to traditional asset classes, which is intended to increase investment returns over the long run while reducing risk and return volatility of the portfolio. Given the greater weighting in the overall portfolio of passively managed investments, it is expected that the Fund will reflect the general performance returns of the markets in which the Fund is invested.

The most recent asset allocation of the PSF(SBOE), approved by the SBOE in July 2020, is set forth below, along with the current asset allocations of the PSF(SLB) and the asset allocation of the Liquid Account. The next scheduled review of the PSF(SBOE) asset allocation is July 2022. See "2021 Legislation – SB 1232" for a discussion of proposed changes in the management of the Fund that could affect the responsibility for review of the asset allocation and the timing of asset allocation review, as well as elimination of the Liquid Account.

### PSF Strategic Asset Allocations

	<b><u>PSF Total</u></b>	<b><u>PSF(SBOE)</u></b>	<b><u>PSF(SLB)</u></b>	<b><u>Liquid Account</u></b>
<b>Equity Total</b>	47%	52%	0%	40%
<b>Public Equity Total</b>	34%	37%	0%	40%
Large Cap US Equity	13%	14%	0%	20%
Small/Mid Cap US Equity	5%	6%	0%	5%
International Equities	13%	14%	0%	15%
Emerging Markets Equity	2%	3%	0%	0%
<b>Private Equity</b>	13%	15%	0%	0%
<b>Fixed Income Total</b>	27%	25%	0%	40%
Core Bonds	11%	12%	0%	10%
High Yield	2%	3%	0%	0%
Emerging Markets Debt	6%	7%	0%	0%
Treasuries	2%	3%	0%	0%
TIPS	3%	0%	0%	5%
Short Duration	2%	0%	0%	25%
<b>Alternative Investments Total</b>	25%	22%	100%	
Absolute Return	6%	7%	0%	0%
Real Estate	12%	11%	33%	0%
Real Return	1%	4%	0%	0%
Energy	3%	0%	35%	0%
Infrastructure	3%	0%	32%	0%
<b>Emerging Manager Program</b>	0%	1%	0%	0%
<b>Cash</b>	2%	0%	0%	20%

For a variety of reasons, each change in asset allocation for the Fund has been implemented in phases, and that approach is likely to be carried forward when and if the asset allocation policy is again modified.

The table below sets forth the comparative investments of the PSF(SBOE) for the years ending August 31, 2019 and 2020.

**Comparative Investment Schedule - PSF(SBOE)<sup>1</sup>**

Fair Value (in millions) August 31, 2020 and 2019				
ASSET CLASS	August 31, 2020	August 31, 2019	Amount of Increase (Decrease)	Percent Change
<b>EQUITY</b>				
Domestic Small Cap	\$ 2,005.8	\$1,645.8	\$ 360.0	21.9%
Domestic Large Cap	5,106.3	4,643.7	462.6	10.0%
Total Domestic Equity	7,112.1	6,289.5	822.6	13.1%
International Equity	6,380.9	5,676.3	704.6	12.4%
<b>TOTAL EQUITY</b>	<b>13,493.0</b>	<b>11,965.8</b>	<b>1,527.2</b>	<b>12.8%</b>
<b>FIXED INCOME</b>				
Domestic Fixed Income	4,232.6	4,575.2	(342.6)	-7.5%
U.S. Treasuries	918.7	-	918.7	N/A
Emerging Market Debt	2,450.7	2,410.4	40.3	1.7%
<b>TOTAL FIXED INCOME</b>	<b>7,602.0</b>	<b>6,985.6</b>	<b>616.4</b>	<b>8.8%</b>
<b>ALTERNATIVE INVESTMENTS</b>				
Absolute Return	3,517.2	3,622.6	(105.4)	-2.9%
Real Estate	3,102.1	2,983.5	118.6	4.0%
Private Equity	4,761.5	3,872.8	888.7	22.9%
Risk Parity	1,164.9	2,557.6	(1,392.7)	-54.5%
Real Return	2,047.4	2,109.3	(61.9)	-2.9%
<b>TOTAL ALTERNATIVE INVESTMENTS</b>	<b>14,593.1</b>	<b>15,145.8</b>	<b>(552.7)</b>	<b>-3.6%</b>
<b>UNALLOCATED CASH</b>	<b>122.9</b>	<b>163.3</b>	<b>(40.4)</b>	<b>-24.7%</b>
<b>TOTAL PSF(SBOE) INVESTMENTS</b>	<b>\$5,811.0</b>	<b>\$4,260.5</b>	<b>\$1,550.5</b>	<b>4.5%</b>

Source: PSF Annual Report for year ended August 31, 2020.

<sup>1</sup> The investments shown in the table above at August 31, 2020 do not fully reflect the changes made to the PSF Strategic Asset Allocation in 2020, as those changes were still being phased in at the end of the fiscal year.

In accordance with legislation enacted during 2019, the PSF has established the Liquid Account for purposes of investing cash received from the SLB to be invested in liquid assets and managed by the SBOE in the same manner it manages the PSF. That cash was previously included in the PSF valuation but was held and invested by the State Comptroller. In July 2020, the SBOE adopted an asset allocation policy for the Liquid Account (shown above), which, when adopted, was expected to be fully implemented in the first calendar quarter of fiscal year 2022. See “2021 Legislation – SB 1232” for a discussion of proposed changes in the management of the Fund that could result in the dissolution of the Liquid Account and a blending of assets held in the Liquidity Account into the general investment portfolio of the Fund.

The table below sets forth the investments of the Liquid Account for the year ended August 31, 2020.

**Liquid Account Fair Value at August 31, 2020<sup>1</sup>**

<u>ASSET CLASS</u>	
Fixed Income	
Short-Term Fixed Income	\$1,597.3
Unallocated Cash	<u>2,453.3</u>
Total Liquid Account Investments	<u>\$4,050.6</u>

Source: PSF Annual Report for year ended August 31, 2020.

<sup>1</sup> In millions of dollars.

The table below sets forth the comparative investments of the PSF(SLB) for the years ending August 31, 2019 and 2020.

## Comparative Investment Schedule - PSF(SLB)

Asset Class	Fair Value (in millions) August 31, 2020 and 2019			
	As of 8-31-20	As of 8-31-19	Increase (Decrease)	Percent Change
Discretionary Real Assets Investments				
Externally Managed				
Real Assets Investment Funds <sup>1</sup>				
Energy/Minerals	\$1,164.0	\$1,667.6	\$(503.6)	-30.2%
Infrastructure	1,485.4	1,226.3	259.1	21.1%
Real Estate	1,174.8	1,033.6	141.2	13.7%
Internally Managed Direct				
Real Estate Investments	219.5	247.3	(27.8)	-11.2%
Total Discretionary				
Real Assets Investments	4,043.7	4,174.8	(131.1)	-3.1%
Dom. Equity Rec'd as In-Kind Distribution	0.9	1.3	(0.4)	-30.8%
Sovereign and Other Lands	408.6	372.3	36.3	9.8%
Mineral Interests	2,115.4	3,198.2	(1,082.8)	-33.9%
Cash at State Treasury <sup>2</sup>	333.8	4,457.3	(4,123.5)	-92.5%
Total PSF(SLB)				
Investments	\$6,902.4	\$12,203.9	\$(5,301.5)	-43.4%

<sup>1</sup> The fair values of externally managed real assets investment funds, separate accounts, and co-investment vehicles are estimated using the most recent valuations available, adjusted for subsequent contributions and withdrawals.

<sup>2</sup> Cash at State Treasury represents amounts that have been deposited in the State Treasury and temporarily invested in short-term investments until called for investment by the external real assets investment funds, separate accounts, and co-investment vehicles to which PSF(SLB) has made capital commitments. Prior to September 1, 2019, PSF(SLB) was required by statute to deposit cash designated by the SLB for investment in real assets in the State Treasury until it is drawn for investment. After September 1, 2019, that cash was moved to the Liquid Account to be invested by the SBOE.

The asset allocation of the Fund's financial assets portfolio is subject to change by the SBOE from time to time based upon a number of factors, including recommendations to the SBOE made by internal investment staff and external consultants. Fund performance may also be affected by factors other than asset allocation, including, without limitation, the general performance of the securities markets and other capital markets in the United States and abroad, which may be affected by different levels of economic activity; decisions of political officeholders; significant adverse weather events and the market impact of domestic and international climate change; development of hostilities in and among nations; cybersecurity threats and events; changes in international trade policies or practices; application of the Prudent Person Standard, which may eliminate certain investment opportunities for the Fund; management fees paid to external managers and embedded management fees for some fund investments; and, PSF operational limitations impacted by Texas law or legislative appropriation. See "2021 Legislation – SB 1232" for a discussion of proposed changes in the management of the Fund that may affect these factors. The Guarantee Program could also be impacted by changes in State or federal law or regulations or the implementation of new accounting standards.

### The School District Bond Guarantee Program

The School District Bond Guarantee Program requires an application be made by a school district to the Education Commissioner for a guarantee of its bonds. If the conditions for the School District Bond Guarantee Program are satisfied, the guarantee becomes effective upon approval of the bonds by the Attorney General and remains in effect until the guaranteed bonds are paid or defeased, by a refunding or otherwise.

In the event of default, holders of guaranteed school district bonds will receive all payments due from the corpus of the PSF. Following a determination that a school district will be or is unable to pay maturing or matured principal or interest on any guaranteed bond, the Act requires the school district to notify the Education Commissioner not later than the fifth day before the stated maturity date of such bond or interest payment. Immediately following receipt of such notice, the Education Commissioner must cause to be transferred from the appropriate account in the PSF to the Paying Agent/Registrar an amount necessary to pay the maturing or matured principal and interest. Upon receipt of funds for payment of such principal or interest, the Paying Agent/Registrar must pay the amount due and forward the canceled bond or evidence of payment of the interest to the State Comptroller of Public Accounts (the "Comptroller"). The Education Commissioner will instruct the Comptroller to withhold the amount paid, plus interest, from the first State money payable to the school district. The amount withheld pursuant to this funding "intercept" feature will be deposited

to the credit of the PSF. The Comptroller must hold such canceled bond or evidence of payment of the interest on behalf of the PSF. Following full reimbursement of such payment by the school district to the PSF with interest, the Comptroller will cancel the bond or evidence of payment of the interest and forward it to the school district. The Act permits the Education Commissioner to order a school district to set a tax rate sufficient to reimburse the PSF for any payments made with respect to guaranteed bonds, and also sufficient to pay future payments on guaranteed bonds, and provides certain enforcement mechanisms to the Education Commissioner, including the appointment of a board of managers or annexation of a defaulting school district to another school district.

If a school district fails to pay principal or interest on a bond as it is stated to mature, other amounts not due and payable are not accelerated and do not become due and payable by virtue of the district's default. The School District Bond Guarantee Program does not apply to the payment of principal and interest upon redemption of bonds, except upon mandatory sinking fund redemption, and does not apply to the obligation, if any, of a school district to pay a redemption premium on its guaranteed bonds. The guarantee applies to all matured interest on guaranteed school district bonds, whether the bonds were issued with a fixed or variable interest rate and whether the interest rate changes as a result of an interest reset provision or other bond order provision requiring an interest rate change. The guarantee does not extend to any obligation of a school district under any agreement with a third party relating to guaranteed bonds that is defined or described in State law as a "bond enhancement agreement" or a "credit agreement," unless the right to payment of such third party is directly as a result of such third party being a bondholder.

In the event that two or more payments are made from the PSF on behalf of a district, the Education Commissioner shall request the Attorney General to institute legal action to compel the district and its officers, agents and employees to comply with the duties required of them by law in respect to the payment of guaranteed bonds.

Generally, the regulations that govern the School District Bond Guarantee Program (the "SDBGP Rules") limit guarantees to certain types of notes and bonds, including, with respect to refunding bonds issued by school districts, a requirement that the bonds produce debt service savings, and that bonds issued for capital facilities of school districts must have been voted as unlimited tax debt of the issuing district. The Guarantee Program Rules include certain accreditation criteria for districts applying for a guarantee of their bonds, and limit guarantees to districts that have less than the amount of annual debt service per average daily attendance that represents the 90th percentile of annual debt service per average daily attendance for all school districts, but such limitation will not apply to school districts that have enrollment growth of at least 25% over the previous five school years. The SDBGP Rules are codified in the Texas Administrative Code at 19 TAC section 33.65 and are available at <http://ritter.tea.state.tx.us/rules/tac/chapter033/ch033a.html#33.65>.

### **The Charter District Bond Guarantee Program**

The Charter District Bond Guarantee Program became effective March 3, 2014. The SBOE published final regulations in the Texas Register that provide for the administration of the Charter District Bond Guarantee Program (the "CDBGP Rules"). The CDBGP Rules are codified at 19 TAC section 33.67 and are available at <http://ritter.tea.state.tx.us/rules/tac/chapter033/ch033a.html#33.67>.

The Charter District Bond Guarantee Program has been authorized through the enactment of amendments to the Act, which provide that a charter holder may make application to the Education Commissioner for designation as a "charter district" and for a guarantee by the PSF under the Act of bonds issued on behalf of a charter district by a non-profit corporation. If the conditions for the Charter District Bond Guarantee Program are satisfied, the guarantee becomes effective upon approval of the bonds by the Attorney General and remains in effect until the guaranteed bonds are paid or defeased by a refunding or otherwise.

As of March 2021 (the most recent date for which data is available), the percentage of students enrolled in open-enrollment charter schools (excluding charter schools authorized by school districts) to the total State scholastic census was approximately 6.83%. At August 19, 2021, there were 191 active open-enrollment charter schools in the State and there were 888 charter school campuses active under such charters (though as of such date, 53 of such campuses are not currently serving students for various reasons). Section 12.101, Texas Education Code, as amended by the Legislature in 2013, limits the number of charters that the Education Commissioner may grant to 215 charters as of the end of fiscal year 2014, with the number increasing in each fiscal year thereafter through 2019 to a total number of 305 charters. While legislation limits the number of charters that may be granted, it does not limit the number of campuses that may operate under a particular charter. For information regarding the capacity of the Guarantee Program, see "Capacity Limits for the Guarantee Program." The Act provides that the Education Commissioner may not approve the guarantee of refunding or refinanced bonds under the Charter District Bond Guarantee Program in a total amount that exceeds one-half of the total amount available for the guarantee of charter district bonds under the Charter District Bond Guarantee Program.

In accordance with the Act, the Education Commissioner may not approve charter district bonds for guarantee if such guarantees will result in lower bond ratings for public school district bonds that are guaranteed under the School District Bond Guarantee Program. To be eligible for a guarantee, the Act provides that a charter district's bonds must be approved by the Attorney General, have an unenhanced investment grade rating from a nationally recognized investment rating firm, and satisfy a limited investigation conducted by the TEA.



The Charter District Bond Guarantee Program does not apply to the payment of principal and interest upon redemption of bonds, except upon mandatory sinking fund redemption, and does not apply to the obligation, if any, of a charter district to pay a redemption premium on its guaranteed bonds. The guarantee applies to all matured interest on guaranteed charter district bonds, whether the bonds were issued with a fixed or variable interest rate and whether the interest rate changes as a result of an interest reset provision or other bond resolution provision requiring an interest rate change. The guarantee does not extend to any obligation of a charter district under any agreement with a third party relating to guaranteed bonds that is defined or described in State law as a "bond enhancement agreement" or a "credit agreement," unless the right to payment of such third party is directly as a result of such third party being a bondholder.

The Act provides that immediately following receipt of notice that a charter district will be or is unable to pay maturing or matured principal or interest on a guaranteed bond, the Education Commissioner is required to instruct the Comptroller to transfer from the Charter District Reserve Fund to the district's paying agent an amount necessary to pay the maturing or matured principal or interest. If money in the Charter District Reserve Fund is insufficient to pay the amount due on a bond for which a notice of default has been received, the Education Commissioner is required to instruct the Comptroller to transfer from the PSF to the district's paying agent the amount necessary to pay the balance of the unpaid maturing or matured principal or interest. If a total of two or more payments are made under the Charter District Bond Guarantee Program on charter district bonds and the Education Commissioner determines that the charter district is acting in bad faith under the program, the Education Commissioner may request the Attorney General to institute appropriate legal action to compel the charter district and its officers, agents, and employees to comply with the duties required of them by law in regard to the guaranteed bonds. As is the case with the School District Bond Guarantee Program, the Act provides a funding "intercept" feature that obligates the Education Commissioner to instruct the Comptroller to withhold the amount paid with respect to the Charter District Bond Guarantee Program, plus interest, from the first State money payable to a charter district that fails to make a guaranteed payment on its bonds. The amount withheld will be deposited, first, to the credit of the PSF, and then to restore any amount drawn from the Charter District Reserve Fund as a result of the non-payment.

The CDBGP Rules provide that the PSF may be used to guarantee bonds issued for the acquisition, construction, repair, or renovation of an educational facility for an open-enrollment charter holder and equipping real property of an open-enrollment charter school and/or to refinance promissory notes executed by an open-enrollment charter school, each in an amount in excess of \$500,000 the proceeds of which loans were used for a purpose described above (so-called new money bonds) or for refinancing bonds previously issued for the charter school that were approved by the attorney general (so-called refunding bonds). Refunding bonds may not be guaranteed under the Charter District Bond Guarantee Program if they do not result in a present value savings to the charter holder.

The CDBGP Rules provide that an open-enrollment charter holder applying for charter district designation and a guarantee of its bonds under the Charter District Bond Guarantee Program satisfy various provisions of the regulations, including the following: It must (i) have operated at least one open-enrollment charter school with enrolled students in the State for at least three years; (ii) agree that the bonded indebtedness for which the guarantee is sought will be undertaken as an obligation of all entities under common control of the open-enrollment charter holder, and that all such entities will be liable for the obligation if the open-enrollment charter holder defaults on the bonded indebtedness, provided, however, that an entity that does not operate a charter school in Texas is subject to this provision only to the extent it has received state funds from the open-enrollment charter holder; (iii) have had completed for the past three years an audit for each such year that included unqualified or unmodified audit opinions; and (iv) have received an investment grade credit rating within the last year. Upon receipt of an application for guarantee under the Charter District Bond Guarantee Program, the Education Commissioner is required to conduct an investigation into the financial status of the applicant charter district and of the accreditation status of all open-enrollment charter schools operated under the charter, within the scope set forth in the CDBGP Rules. Such financial investigation must establish that an applying charter district has a historical debt service coverage ratio, based on annual debt service, of at least 1.1 for the most recently completed fiscal year, and a projected debt service coverage ratio, based on projected revenues and expenses and maximum annual debt service, of at least 1.2. The failure of an open-enrollment charter holder to comply with the Act or the applicable regulations, including by making any material misrepresentations in the charter holder's application for charter district designation or guarantee under the Charter District Bond Guarantee Program, constitutes a material violation of the open-enrollment charter holder's charter.

From time to time, TEA has limited new guarantees under the Charter District Bond Guarantee Program to conform to capacity limits specified by the Act. Legislation enacted during the Legislature's 2017 regular session modified the manner of calculating the capacity of the Charter District Bond Guarantee Program (the "CDBGP Capacity"), which further increased the amount of the CDBGP Capacity, beginning with State fiscal year 2018, but that provision of the law does not increase overall Program capacity, it merely makes available to the Charter District Bond Guarantee Program a greater share of capacity in the Guarantee Program. The CDBGP Capacity is made available from the capacity of the Guarantee Program, but is not reserved exclusively for the Charter District Bond Guarantee Program. See "Capacity Limits for the Guarantee Program" and "2017 Legislative Changes to the Charter District Bond Guarantee Program." Other factors that could increase the CDBGP Capacity include Fund investment performance, future increases in the Guarantee Program multiplier, changes in State law that govern the calculation of the CDBGP Capacity, as described below, changes in State or federal law or regulations related to the Guarantee Program limit, growth in the relative percentage of students enrolled in open-enrollment charter schools to the total State scholastic census, legislative and administrative changes in funding for charter districts, changes in level of school district or charter district participation in the Guarantee Program, or a combination of such circumstances.

## Capacity Limits for the Guarantee Program

The capacity of the Fund to guarantee bonds under the Guarantee Program is limited to the lesser of that imposed by State law (the "State Capacity Limit") and that imposed by regulations and a notice issued by the IRS (the "IRS Limit", with the limit in effect at any given time being the "Capacity Limit"). From 2005 through 2009, the Guarantee Program twice reached capacity under the IRS Limit, and in each instance the Guarantee Program was closed to new bond guarantee applications until relief was obtained from the IRS. The most recent closure of the Guarantee Program commenced in March 2009 and the Guarantee Program reopened in February 2010 on the basis of receipt of the IRS Notice.

Prior to 2007, various legislation was enacted modifying the calculation of the State Capacity limit; however, in 2007, Senate Bill 389 ("SB 389") was enacted, providing for increases in the capacity of the Guarantee Program, and specifically providing that the SBOE may by rule increase the capacity of the Guarantee Program from two and one-half times the cost value of the PSF to an amount not to exceed five times the cost value of the PSF, provided that the increased limit does not violate federal law and regulations and does not prevent bonds guaranteed by the Guarantee Program from receiving the highest available credit rating, as determined by the SBOE. SB 389 further provided that the SBOE shall at least annually consider whether to change the capacity of the Guarantee Program. Additionally, on May 21, 2010, the SBOE modified the SDBGP Rules, and increased the State Law Capacity to an amount equal to three times the cost value of the PSF. Such modified regulations, including the revised capacity rule, became effective on July 1, 2010. The SDBGP Rules provide that the Education Commissioner may reduce the multiplier to maintain the AAA credit rating of the Guarantee Program but also provide that any changes to the multiplier made by the Education Commissioner are to be ratified or rejected by the SBOE at the next meeting following the change. See "Valuation of the PSF and Guaranteed Bonds" below.

Since September 2015, the SBOE has periodically voted to change the capacity multiplier as shown in the following table.

### Changes in SBOE-determined Multiplier for State Law Capacity

<u>Date</u>	<u>Multiplier</u>
Prior to May 2010	2.50
May 2010	3.00
September 2015	3.25
February 2017	3.50
September 2017	3.75
February 2018 (current)	3.50

Prior to the issuance of the IRS Notice (defined below), the capacity of the program under the IRS Limit was limited to two and one-half times the lower of cost or fair market value of the Fund's assets adjusted by a factor that excluded additions to the Fund made since May 14, 1989. On December 16, 2009, the IRS published Notice 2010-5 (the "IRS Notice") stating that the IRS would issue proposed regulations amending the existing regulations to raise the IRS limit to 500% of the total cost of the assets held by the PSF as of December 16, 2009. In accordance with the IRS Notice, the amount of any new bonds to be guaranteed by the PSF, together with the then outstanding amount of bonds previously guaranteed by the PSF, must not exceed the IRS limit on the sale date of the new bonds to be guaranteed. The IRS Notice further provided that the IRS Notice may be relied upon for bonds sold on or after December 16, 2009, and before the effective date of future regulations or other public administrative guidance affecting funds like the PSF.

On September 16, 2013, the IRS published proposed regulations (the "Proposed IRS Regulations") that, among other things, would enact the IRS Notice. The preamble to the Proposed IRS Regulations provides that issuers may elect to apply the Proposed IRS Regulations, in whole or in part, to bonds sold on or after September 16, 2013, and before the date that final regulations became effective.

On July 18, 2016, the IRS issued final regulations enacting the IRS Notice (the "Final IRS Regulations"). The Final IRS Regulations are effective for bonds sold on or after October 17, 2016. The IRS Notice, the Proposed IRS Regulations and the Final IRS Regulations establish a static capacity for the Guarantee Program based upon the cost value of Fund assets on December 16, 2009, multiplied by five. On December 16, 2009, the cost value of the Guarantee Program was \$23,463,730,608 (estimated and unaudited), thereby producing an IRS Limit of approximately \$117.3 billion.

In September 2015, the SBOE also approved a new 5% capacity reserve for the Charter District Bond Guarantee Program. The State Law Capacity increased from \$123,509,204,770 on August 31, 2019 to \$128,247,002,583 on August 31, 2020 (but at such date the IRS Limit (\$117,318,653,038) remained the lower of the two, so it is the current Capacity Limit for the Fund).

Since July 1991, when the SBOE amended the Guarantee Program Rules to broaden the range of bonds that are eligible for guarantee under the Guarantee Program to encompass most Texas school district bonds, the principal amount of bonds guaranteed under the Guarantee Program has increased sharply. In addition, in recent years a number of factors have caused an increase in the amount of bonds issued by school districts in the State. See the table "Permanent School Fund Guaranteed Bonds" below. Effective September 1, 2009, the Act provides that the

SBOE may annually establish a percentage of the cost value of the Fund to be reserved from use in guaranteeing bonds (the "Capacity Reserve"). The SDBGP Rules provide for a minimum Capacity Reserve for the overall Guarantee Program of no less than 5% and provide that the amount of the Capacity Reserve may be increased by a majority vote of the SBOE. The CDBGP Rules provide for an additional 5% reserve of CDBGP Capacity. The Education Commissioner is authorized to change the Capacity Reserve, which decision must be ratified or rejected by the SBOE at its next meeting following any change made by the Education Commissioner. The current Capacity Reserve is noted in the monthly updates with respect to the capacity of the Guarantee Program on the TEA web site at [http://tea.texas.gov/Finance\\_and\\_Grants/Permanent\\_School\\_Fund/](http://tea.texas.gov/Finance_and_Grants/Permanent_School_Fund/), which are also filed with the MSRB.

Based upon historical performance of the Fund, the legal restrictions relating to the amount of bonds that may be guaranteed has generally resulted in a lower ratio of guaranteed bonds to available assets as compared to many other types of credit enhancements that may be available for Texas school district bonds and charter district bonds. However, the ratio of Fund assets to guaranteed bonds and the growth of the Fund in general could be adversely affected by a number of factors, including Fund investment performance, investment objectives of the Fund, an increase in bond issues by school districts in the State or legal restrictions on the Fund, changes in State laws that implement funding decisions for school districts and charter districts, which could adversely affect the credit quality of those districts, the implementation of the Charter District Bond Guarantee Program, or significant changes in distributions to the ASF. The issuance of the IRS Notice and the Final IRS Regulations resulted in a substantial increase in the amount of bonds guaranteed under the Guarantee Program. As the amount of guaranteed bonds approaches the IRS Limit, the SBOE is seeking changes to the existing IRS guidance regarding the Guarantee Program with the objective of obtaining an increase in the IRS Limit, but no assurances can be given that the IRS will issue guidance that would increase the IRS Limit. The implementation of the Charter School Bond Guarantee Program has also increased the total amount of guaranteed bonds.

### **2017 Legislative Changes to the Charter District Bond Guarantee Program**

The CDBGP Capacity is established by the Act. During the 85th Texas Legislature, which concluded on May 29, 2017, Senate Bill 1480 ("SB 1480") was enacted. SB 1480 amended the Act to modify how the CDBGP Capacity is established effective as of September 1, 2017, and made other substantive changes to the Charter District Bond Guarantee Program. Prior to the enactment of SB 1480, the CDBGP Capacity was calculated as the Capacity Limit less the amount of outstanding bond guarantees under the Guarantee Program multiplied by the percentage of charter district scholastic population relative to the total public school scholastic population. SB 1480 amended the CDBGP Capacity calculation so that the Capacity Limit is multiplied by the percentage of charter district scholastic population relative to the total public school scholastic population prior to the subtraction of the outstanding bond guarantees, thereby increasing the CDBGP Capacity. SB 1480 provided for the implementation of the new method of calculating the CDBGP Capacity to begin with the State fiscal year that commences September 1, 2021 (the State's fiscal year 2022) but authorized the SBOE discretion to increase the CDBGP Capacity incrementally in the intervening four fiscal years, beginning with fiscal year 2018 by up to a cumulative 20% in each fiscal year (for a total maximum increase of 80% in fiscal year 2021) as compared to the capacity figure calculated under the Act as of January 1, 2017, which it has done.

The percentage of the charter district scholastic population to the overall public school scholastic population has grown from 3.53% in September 2012 to 6.83% in March 2021. TEA is unable to predict how the ratio of charter district students to the total State scholastic population will change over time.

In addition to modifying the manner of determining the CDBGP Capacity, SB 1480 provided that the Education Commissioner's investigation of a charter district application for guarantee may include an evaluation of whether the charter district bond security documents provide a security interest in real property pledged as collateral for the bond and the repayment obligation under the proposed guarantee. The Education Commissioner may decline to approve the application if the Education Commissioner determines that sufficient security is not provided. The Act and the CDBGP Rules previously required the Education Commissioner to make an investigation of the accreditation status and certain financial criteria for a charter district applying for a bond guarantee, which remain in place.

Since the initial authorization of the Charter District Bond Guarantee Program, the Act has established a bond guarantee reserve fund in the State treasury (the "Charter District Reserve Fund"). Formerly, the Act provided that each charter district that has a bond guaranteed must annually remit to the Education Commissioner, for deposit in the Charter District Reserve Fund, an amount equal to 10% of the savings to the charter district that is a result of the lower interest rate on its bonds due to the guarantee by the PSF. SB 1480 modified the Act insofar as it pertains to the Charter District Reserve Fund. Effective September 1, 2017, the Act provides that a charter district that has a bond guaranteed must remit to the Education Commissioner, for deposit in the Charter District Reserve Fund, an amount equal to 20% of the savings to the charter district that is a result of the lower interest rate on the bond due to the guarantee by the PSF. The amount due shall be paid on receipt by the charter district of the bond proceeds. However, the deposit requirement will not apply if the balance of the Charter District Reserve Fund is at least equal to 3.00% of the total amount of outstanding guaranteed bonds issued by charter districts. At July 31, 2021, the Charter District Reserve Fund contained \$63,249,051, which represented approximately 2.02% of the guaranteed charter district bonds. In 2018, the management of the Reserve Fund was transferred from the Texas Comptroller to the PSF division of TEA, where it is held and invested as a non-commingled fund under the administration of the PSF staff.

## **Charter District Risk Factors**

Open-enrollment charter schools in the State may not charge tuition and, unlike school districts, charter districts have no taxing power. Funding for charter district operations is largely from amounts appropriated by the Legislature. Additionally, the amount of State payments a charter district receives is based on a variety of factors, including the enrollment at the schools operated by a charter district, and may be affected by the State's economic performance and other budgetary considerations and various political considerations.

Other than credit support for charter district bonds that is provided to qualifying charter districts by the Charter District Bond Guarantee Program, State funding for charter district facilities construction is limited to a program established by the Legislature in 2017, which provides \$60 million per year for eligible charter districts with an acceptable performance rating for a variety of funding purposes, including for lease or purchase payments for instructional facilities. Since State funding for charter facilities is limited, charter schools generally issue revenue bonds to fund facility construction and acquisition, or fund facilities from cash flows of the school. Some charter districts have issued non-guaranteed debt in addition to debt guaranteed under the Charter District Bond Guarantee Program, and such non-guaranteed debt is likely to be secured by a deed of trust covering all or part of the charter district's facilities. In March 2017, the TEA began requiring charter districts to provide the TEA with a lien against charter district property as a condition to receiving a guarantee under the Charter District Bond Guarantee Program. However, charter district bonds issued and guaranteed under the Charter District Bond Guarantee Program prior to the implementation of the new requirement did not have the benefit of a security interest in real property, although other existing debts of such charter districts that are not guaranteed under the Charter District Bond Guarantee Program may be secured by real property that could be foreclosed on in the event of a bond default.

As a general rule, the operation of a charter school involves fewer State requirements and regulations for charter holders as compared to other public schools, but the maintenance of a State-granted charter is dependent upon on-going compliance with State law and regulations, which are monitored by TEA. TEA has a broad range of enforcement and remedial actions that it can take as corrective measures, and such actions may include the loss of the State charter, the appointment of a new board of directors to govern a charter district, the assignment of operations to another charter operator, or, as a last resort, the dissolution of an open-enrollment charter school. Charter holders are governed by a private board of directors, as compared to the elected boards of trustees that govern school districts.

As described above, the Act includes a funding "intercept" function that applies to both the School District Bond Guarantee Program and the Charter District Bond Guarantee Program. However, school districts are viewed as the "educator of last resort" for students residing in the geographical territory of the district, which makes it unlikely that State funding for those school districts would be discontinued, although the TEA can require the dissolution and merger into another school district if necessary to ensure sound education and financial management of a school district. That is not the case with a charter district, however, and open-enrollment charter schools in the State have been dissolved by TEA from time to time. If a charter district that has bonds outstanding that are guaranteed by the Charter District Bond Guarantee Program should be dissolved, debt service on guaranteed bonds of the district would continue to be paid to bondholders in accordance with the Charter District Bond Guarantee Program, but there would be no funding available for reimbursement of the PSF by the Comptroller for such payments. As described under "The Charter District Bond Guarantee Program," the Act established the Charter District Reserve Fund, which could in the future be a significant reimbursement resource for the PSF.

## **Infectious Disease Outbreak**

Since the onset of the COVID-19 pandemic in March 2020, TEA and TEA investment management for the PSF have continued to operate and function pursuant to the TEA continuity of operations plan developed as mandated in accordance with Texas Labor Code Section 412.054. That plan was designed to ensure performance of the Agency's essential missions and functions under such threats and conditions in the event of, among other emergencies, a pandemic event.

Results of the PSF operations through the fiscal year ended August 31, 2020 and at other periodic points in time are set forth herein or incorporated herein by reference. Fund management is of the view that since the onset of the pandemic the Fund has performed generally in accordance with its portfolio benchmarks and with returns generally seen in the national and international investment markets in which the Fund is invested (see "Discussion and Analysis Pertaining to Fiscal Year Ended August 31, 2020").

Circumstances regarding the COVID-19 pandemic continue to evolve; for additional information on these events in the State, reference is made to the website of the Governor, <https://gov.texas.gov/>, and, with respect to public school events, the website of TEA, <https://tea.texas.gov/texas-schools/safe-and-healthy-schools/coronavirus-covid-19-support-and-guidance>.

TEA cannot predict whether any school or charter district may experience short- or longer-term cash flow emergencies as a direct or indirect effect of COVID-19 that would require a payment from the PSF to be made to a paying agent for a guaranteed bond. However, through the end of July 2021, no school district or charter district had failed to perform with respect to making required payments on their guaranteed bonds. Information regarding the respective financial operations of the issuer of bonds guaranteed, or to be guaranteed, by the PSF is provided by such issuers in their

respective bond offering documents and the TEA takes no responsibility for the respective information, as it is provided by the respective issuers.

For information on the September 2020 special, one-time transfer of \$300 million from the portion of the PSF managed by the SBOE to the portion of the PSF managed by the SLB, that was made in light of the public health and economic circumstances resulting from the COVID-19 pandemic and its impact on the school children of Texas, see “The Total Return Constitutional Amendment.”

### Ratings of Bonds Guaranteed Under the Guarantee Program

Moody’s Investors Service, S&P Global Ratings and Fitch Ratings rate bonds guaranteed by the PSF “Aaa,” “AAA” and “AAA,” respectively. Not all districts apply for multiple ratings on their bonds, however. See “Municipal Bond Ratings” herein.

### Valuation of the PSF and Guaranteed Bonds

Permanent School Fund Valuations		
Fiscal Year Ended 8/31	Book Value <sup>(1)</sup>	Market Value <sup>(1)</sup>
2016	\$30,128,037,903	\$37,279,799,335
2017	31,870,581,428	41,438,672,573
2018	33,860,358,647	44,074,197,940
2019	35,288,344,219	46,464,447,981
2020 <sup>(2)</sup>	36,642,000,738	46,764,059,745

<sup>(2)</sup> At August 31, 2020, mineral assets, sovereign and other lands and internally managed discretionary real estate, external discretionary real estate investments, domestic equities, and cash managed by the SLB had book values of approximately \$13.4 million, \$200.4 million, \$4,255.4 million, \$7.5 million, and \$333.8 million, respectively, and market values of approximately \$2,115.4 million, \$628.1 million, \$3,824.2 million, \$0.9 million, and \$333.8 million, respectively. At July 31, 2021, the PSF had a book value of \$38,340,467,590 and a market value of \$53,232,714,384. July 31, 2021 values are based on unaudited data, which is subject to adjustment.

Permanent School Fund Guaranteed Bonds	
At 8/31	Principal Amount <sup>(1)</sup>
2016	\$68,303,328,445
2017	74,266,090,023
2018	79,080,901,069
2019	84,397,900,203
2020	90,336,680,245 <sup>(2)</sup>

<sup>(1)</sup> Represents original principal amount; does not reflect any subsequent accretions in value for compound interest bonds (zero coupon securities). The amount shown excludes bonds that have been refunded and released from the Guarantee Program. The TEA does not maintain records of the accreted value of capital appreciation bonds that are guaranteed under the Guarantee Program.

<sup>(2)</sup> At August 31, 2020 (the most recent date for which such data is available), the TEA expected that the principal and interest to be paid by school districts and charter districts over the remaining life of the bonds guaranteed by the Guarantee Program was \$139,992,934,246, of which \$49,656,254,001 represents interest to be paid. As shown in the table above, at August 31, 2020, there were \$90,336,680,245 in principal amount of bonds guaranteed under the Guarantee Program. Using the IRS Limit of \$117,318,653,038 (the IRS Limit is currently the Capacity Limit), net of the Capacity Reserve, as of July 31, 2021, 5.66% of the Guarantee Program’s capacity was available to the Charter District Bond Guarantee Program. As of August 31, 2020 and July 31, 2021, the amount of outstanding bond guarantees represented 77.00% and 81.07%, respectively, of the Capacity Limit (which is currently the IRS Limit). July 31, 2021 data is unaudited and is subject to adjustment.

**Permanent School Fund Guaranteed Bonds by Category<sup>(1)</sup>**

Fiscal Year Ended 8/31	School District Bonds		Charter District Bonds		Totals	
	Number of Issues	Principal Amount	Number of Issues	Principal Amount	Number of Issues	Principal Amount
2016	3,244	\$67,342,303,445	35	\$ 961,025,000	3,279	\$68,303,328,445
2017	3,253	72,884,480,023	40	1,381,610,000	3,293	74,266,090,023
2018	3,249	77,647,966,069	44	1,432,935,000	3,293	79,080,901,069
2019	3,297	82,537,755,203	49	1,860,145,000	3,346	84,397,900,203
2020 <sup>(2)</sup>	3,296	87,800,478,245	64	2,536,202,000	3,360	90,336,680,245

<sup>(1)</sup> Represents original principal amount; does not reflect any subsequent accretions in value for compound interest bonds (zero coupon securities). The amount shown excludes bonds that have been refunded and released from the Guarantee Program.

<sup>(2)</sup> At July 31, 2021 (based on unaudited data, which is subject to adjustment), there were \$95,115,492,855 of bonds guaranteed under the Guarantee Program, representing 3,390 school district issues, aggregating \$91,990,680,855 in principal amount and 76 charter district issues, aggregating \$3,124,812,000 in principal amount. At July 31, 2021, the CDBG Capacity was \$6,309,019,662 (based on unaudited data, which is subject to adjustment).

**Discussion and Analysis Pertaining to Fiscal Year Ended August 31, 2020**

The following discussion is derived from the Annual Report for the year ended August 31, 2020, including the Message of the Executive Administrator of the Fund and the Management’s Discussion and Analysis contained therein. Reference is made to the Annual Report, as filed with the MSRB, for the complete Message and MD&A. Investment assets managed by the fifteen-member SBOE are referred to throughout this MD&A as the PSF(SBOE) and, with respect to the Liquid Account, Liquid(SBOE) assets. As of August 31, 2020, the Fund’s land, mineral rights and certain real assets are managed by the five-member SLB and these assets are referred to throughout as the PSF(SLB) assets. The current PSF(SBOE) asset allocation policy includes an allocation for real estate investments, and as such investments are made, and become a part of the PSF(SBOE) investment portfolio, those investments will be managed by the SBOE and not the SLB.

At the end of fiscal 2020, the Fund balance was \$46.7 billion, an increase of \$0.2 billion from the prior year. This increase is primarily due to overall increases in value of all asset classes in which the Fund has invested and restatements of fund balance. During the year, the SBOE updated the long-term strategic asset allocation, diversifying the PSF(SBOE) to strengthen the Fund, and initiated the strategic asset allocation for the Liquid(SBOE). The asset allocation is projected to increase returns over the long run while reducing risk and portfolio return volatility. The PSF(SBOE) annual rates of return for the one-year, five-year, and ten-year periods ending August 31, 2020, net of fees, were 7.50%, 7.55% and 8.19%, respectively, and the Liquid(SBOE) annual rate of return for the one-year period ending August 31, 2020, net of fees, was 2.35% (total return takes into consideration the change in the market value of the Fund during the year as well as the interest and dividend income generated by the Fund’s investments). In addition, the SLB continued its shift into externally managed real asset investment funds, and the one-year, five-year, and ten-year annualized total returns for the PSF(SLB) externally managed real assets, net of fees and including cash, were -12.27%, 2.49%, and 5.15%, respectively.

The market value of the Fund’s assets is directly impacted by the performance of the various financial markets in which the assets are invested. The most important factors affecting investment performance are the asset allocation decisions made by the SBOE and SLB. The current SBOE long term asset allocation policy allows for diversification of the PSF(SBOE) portfolio into alternative asset classes whose returns are not as positively correlated as traditional asset classes. The implementation of the long-term asset allocation will occur over several fiscal years and is expected to provide incremental total return at reduced risk. See “Comparative Investment Schedule - PSF(SBOE)” for the PSF(SBOE) holdings as of August 31, 2020.

As of August 31, 2020, the SBOE has approved, and the Fund made capital commitments to, externally managed real estate investment funds in a total amount of \$5.7 billion and capital commitments to private equity limited partnerships for a total of \$7.5 billion. Unfunded commitments at August 31, 2020, totaled \$2.0 billion in real estate investments and \$2.4 billion in private equity investments.

**PSF Returns Fiscal Year Ended 8-31-2020<sup>1</sup>**

Portfolio	Return	Benchmark Return <sup>2</sup>
Total PSF(SBOE) Portfolio		8.54%
Domestic Large Cap Equities(SBOE)	22.37	21.94
Domestic Small/Mid Cap Equities(SBOE)	3.44	2.83
International Equities(SBOE)	8.80	8.31
Emerging Market Equity(SBOE)	15.84	14.49
Fixed Income(SBOE)	5.50	6.47
Absolute Return(SBOE)	4.43	7.19
Real Estate(SBOE)	2.93	1.26
Private Equity(SBOE)	4.63	4.85
Risk Parity(SBOE)	2.41	16.20
Real Return(SBOE)	3.33	2.85
Emerging Market Debt(SBOE)	1.67	1.55
Liquid Short-Term Fixed Income(SBOE)	2.78	3.40
Liquid Transition Cash Reserves(SBOE)	1.62	1.26
Liquid Combined(SBOE)	2.35	2.04
PSF(SLB)	-	N/A

<sup>1</sup> Time weighted rates of return adjusted for cash flows for the PSF(SBOE) investment assets. Does not include GLO managed real estate or real assets. Returns are net of fees. Source: PSF Annual Report for year ended August 31, 2020.

<sup>2</sup> Benchmarks are as set forth in the PSF Annual Report for year ended August 31, 2020.

The PSF(SLB) portfolio is generally characterized by three broad categories: (1) discretionary real assets investments, (2) sovereign and other lands, and (3) mineral interests. Discretionary real assets investments consist of externally managed real estate, infrastructure, and energy/minerals investment funds; internally managed direct real estate investments, and cash. Sovereign and other lands consist primarily of the lands set aside to the PSF when it was created. Mineral interests consist of all of the minerals that are associated with PSF lands. The investment focus of PSF(SLB) discretionary real assets investments has shifted from internally managed direct real estate investments to externally managed real assets investment funds. The PSF(SLB) makes investments in certain limited partnerships that legally commit it to possible future capital contributions. At August 31, 2020, the remaining commitments totaled approximately \$2.73 billion.

For fiscal year 2020, total revenues, inclusive of unrealized gains and losses and net of security lending rebates and fees, totaled \$2.0 billion, a decrease of \$1.7 billion from fiscal year 2019 earnings of \$3.7 billion. This decrease reflects the performance of the securities markets in which the Fund was invested in fiscal year 2020. In fiscal year 2020, revenues earned by the Fund included lease payments, bonuses and royalty income received from oil, gas and mineral leases; lease payments from commercial real estate; surface lease and easement revenues; revenues from the resale of natural and liquid gas supplies; dividends, interest, and securities lending revenues; the net change in the fair value of the investment portfolio; and, other miscellaneous fees and income.

Expenditures are paid from the Fund before distributions are made under the total return formula. Such expenditures include the costs incurred by the SLB to manage the land endowment, as well as operational costs of the Fund, including external management fees paid from appropriated funds. Total operating expenditures, net of security lending rebates and fees, decreased 5.6% for the fiscal year ending August 31, 2020. This decrease is primarily attributable to a decrease in PSF(SLB) quantities of purchased gas for resale in the State Energy Management Program, which is administered by the SLB as part of the Fund.

The Fund directly supports the public school system in the State by distributing a predetermined percentage of its asset value to the ASF. For fiscal years 2019 and 2020, the distribution from the SBOE to the ASF totaled \$1.2 billion and \$1.1 billion, respectively. Distributions from the SLB to the ASF for fiscal years 2019 and 2020 totaled \$300 and \$600 million, respectively.

At the end of the 2020 fiscal year, PSF assets guaranteed \$90.3 billion in bonds issued by 872 local school districts and charter districts, the latter of which entered into the Guarantee Program during the 2014 fiscal year. Since its inception in 1983, the Fund has guaranteed 7,789 school district and charter district bond issues totaling \$202.1 billion in principal amount. During the 2020 fiscal year, the number of outstanding issues guaranteed under the Guarantee Program totaled 3,360. The dollar amount of guaranteed school and charter bond issues outstanding increased by \$5.9 billion or 7.0%. The State Capacity Limit increased by \$4.7 billion, or 3.8%, during fiscal year 2020 due to continued growth in the cost basis of the Fund used to calculate that Program capacity limit. The effective capacity of the Guarantee Program did not increase during fiscal year 2020 as the IRS Limit was reached in a prior fiscal year, and it is the lower of the two State and federal capacity limits for the Guarantee Program.

## **Other Events and Disclosures**

The State Investment Ethics Code governs the ethics and disclosure requirements for financial advisors and other service providers who advise certain State governmental entities, including the PSF. In accordance with the provisions of the State Investment Ethics Code, the SBOE periodically modifies its code of ethics, which occurred most recently in April 2018. The SBOE code of ethics includes prohibitions on sharing confidential information, avoiding conflict of interests and requiring disclosure filings with respect to contributions made or received in connection with the operation or management of the Fund. The code of ethics applies to members of the SBOE as well as to persons who are responsible by contract or by virtue of being a TEA PSF staff member for managing, investing, executing brokerage transactions, providing consultant services, or acting as a custodian of the PSF, and persons who provide investment and management advice to a member of the SBOE, with or without compensation under certain circumstances. The code of ethics is codified in the Texas Administrative Code at 19 TAC sections 33.5 et seq. and is available on the TEA web site at <http://ritter.tea.state.tx.us/rules/tac/chapter033/ch033a.html#33.5>.

In addition, the GLO has established processes and controls over its administration of real estate transactions and is subject to provisions of the Texas Natural Resources Code and its own internal procedures in administering real estate transactions for assets it manages for the Fund.

The TEA received an appropriation of \$30.2 million for the administration of the PSF for fiscal years 2016 and 2017, respectively, and \$30.4 million for each of the fiscal years 2018 and 2019.

As of August 31, 2020, certain lawsuits were pending against the State and/or the GLO, which challenge the Fund's title to certain real property and/or past or future mineral income from that property, and other litigation arising in the normal course of the investment activities of the PSF. Reference is made to the Annual Report, when filed, for a description of such lawsuits that are pending, which may represent contingent liabilities of the Fund.

## **PSF Continuing Disclosure Undertaking**

The SBOE has adopted an investment policy rule (the "TEA Rule") pertaining to the PSF and the Guarantee Program. The TEA Rule is codified in Section I of the TEA Investment Procedure Manual, which relates to the Guarantee Program and is posted to the TEA web site at [http://tea.texas.gov/Finance\\_and\\_Grants/Texas\\_Permanent\\_School\\_Fund/Texas\\_Permanent\\_School\\_Fund\\_Disclosure\\_Statement\\_-\\_Bond\\_Guarantee\\_Program/](http://tea.texas.gov/Finance_and_Grants/Texas_Permanent_School_Fund/Texas_Permanent_School_Fund_Disclosure_Statement_-_Bond_Guarantee_Program/). The most recent amendment to the TEA Rule was adopted by the SBOE on February 1, 2019, and is summarized below. Through the adoption of the TEA Rule and its commitment to guarantee bonds, the SBOE has made the following agreement for the benefit of the issuers, holders and beneficial owners of guaranteed bonds. The TEA (or its successor with respect to the management of the Guarantee Program) is required to observe the agreement for so long as it remains an "obligated person," within the meaning of Rule 15c2-12, with respect to guaranteed bonds. Nothing in the TEA Rule obligates the TEA to make any filings or disclosures with respect to guaranteed bonds, as the obligations of the TEA under the TEA Rule pertain solely to the Guarantee Program. The issuer or an "obligated person" of the guaranteed bonds has assumed the applicable obligation under Rule 15c2-12 to make all disclosures and filings relating directly to guaranteed bonds, and the TEA takes no responsibility with respect to such undertakings. Under the TEA agreement, the TEA will be obligated to provide annually certain updated financial information and operating data, and timely notice of specified material events, to the MSRB.

The MSRB has established the Electronic Municipal Market Access ("EMMA") system, and the TEA is required to file its continuing disclosure information using the EMMA system. Investors may access continuing disclosure information filed with the MSRB at [www.emma.msrb.org](http://www.emma.msrb.org), and the continuing disclosure filings of the TEA with respect to the PSF can be found at <https://emma.msrb.org/IssueView/Details/ER355077> or by searching for "Texas Permanent School Fund Bond Guarantee Program" on EMMA.

## **Annual Reports**

The TEA will annually provide certain updated financial information and operating data to the MSRB. The information to be updated includes all quantitative financial information and operating data with respect to the Guarantee Program and the PSF of the general type included in this Official Statement under the heading "THE PERMANENT SCHOOL FUND GUARANTEE PROGRAM." The information also includes the Annual Report. The TEA will update and provide this information within six months after the end of each fiscal year.

The TEA may provide updated information in full text or may incorporate by reference certain other publicly-available documents, as permitted by Rule 15c2-12. The updated information includes audited financial statements of, or relating to, the State or the PSF, when and if such audits are commissioned and available. Financial statements of the State will be prepared in accordance with generally accepted accounting principles as applied to state governments, as such principles may be changed from time to time, or such other accounting principles as the State Auditor is required to employ from time to time pursuant to State law or regulation. The financial statements of the Fund were prepared to conform to U.S. Generally Accepted Accounting Principles as established by the Governmental Accounting Standards Board.



The Fund is reported by the State of Texas as a permanent fund and accounted for on a current financial resources measurement focus and the modified accrual basis of accounting. Measurement focus refers to the definition of the resource flows measured. Under the modified accrual basis of accounting, all revenues reported are recognized based on the criteria of availability and measurability. Assets are defined as available if they are in the form of cash or can be converted into cash within 60 days to be usable for payment of current liabilities. Amounts are defined as measurable if they can be estimated or otherwise determined. Expenditures are recognized when the related fund liability is incurred.

The State's current fiscal year end is August 31. Accordingly, the TEA must provide updated information by the last day of February in each year, unless the State changes its fiscal year. If the State changes its fiscal year, the TEA will notify the MSRB of the change.

### **Event Notices**

The TEA will also provide timely notices of certain events to the MSRB. Such notices will be provided not more than ten business days after the occurrence of the event. The TEA will provide notice of any of the following events with respect to the Guarantee Program: (1) principal and interest payment delinquencies; (2) non-payment related defaults, if such event is material within the meaning of the federal securities laws; (3) unscheduled draws on debt service reserves reflecting financial difficulties; (4) unscheduled draws on credit enhancements reflecting financial difficulties; (5) substitution of credit or liquidity providers, or their failure to perform; (6) adverse tax opinions, the issuance by the IRS of proposed or final determinations of taxability, Notices of Proposed Issue (IRS Form 5701-TEB), or other material notices or determinations with respect to the tax status of the Guarantee Program, or other material events affecting the tax status of the Guarantee Program; (7) modifications to rights of holders of bonds guaranteed by the Guarantee Program, if such event is material within the meaning of the federal securities laws; (8) bond calls, if such event is material within the meaning of the federal securities laws, and tender offers; (9) defeasances; (10) release, substitution, or sale of property securing repayment of bonds guaranteed by the Guarantee Program, if such event is material within the meaning of the federal securities laws; (11) rating changes of the Guarantee Program; (12) bankruptcy, insolvency, receivership, or similar event of the Guarantee Program (which is considered to occur when any of the following occur: the appointment of a receiver, fiscal agent, or similar officer for the Guarantee Program in a proceeding under the United States Bankruptcy Code or in any other proceeding under state or federal law in which a court or governmental authority has assumed jurisdiction over substantially all of the assets or business of the Guarantee Program, or if such jurisdiction has been assumed by leaving the existing governing body and officials or officers in possession but subject to the supervision and orders of a court or governmental authority, or the entry of an order confirming a plan of reorganization, arrangement, or liquidation by a court or governmental authority having supervision or jurisdiction over substantially all of the assets or business of the Guarantee Program); (13) the consummation of a merger, consolidation, or acquisition involving the Guarantee Program or the sale of all or substantially all of its assets, other than in the ordinary course of business, the entry into a definitive agreement to undertake such an action or the termination of a definitive agreement relating to any such actions, other than pursuant to its terms, if such event is material within the meaning of the federal securities laws; (14) the appointment of a successor or additional trustee with respect to the Guarantee Program or the change of name of a trustee, if such event is material within the meaning of the federal securities laws; (15) the incurrence of a financial obligation of the Guarantee Program, if material, or agreement to covenants, events of default, remedies, priority rights, or other similar terms of a financial obligation of the Guarantee Program, any of which affect security holders, if material; and (16) default, event of acceleration, termination event, modification of terms, or other similar events under the terms of a financial obligation of the Guarantee Program, any of which reflect financial difficulties. (Neither the Act nor any other law, regulation or instrument pertaining to the Guarantee Program make any provision with respect to the Guarantee Program for bond calls, debt service reserves, credit enhancement, liquidity enhancement, early redemption or the appointment of a trustee with respect to the Guarantee Program.) In addition, the TEA will provide timely notice of any failure by the TEA to provide information, data, or financial statements in accordance with its agreement described above under "Annual Reports."

### **Availability of Information**

The TEA has agreed to provide the foregoing information only to the MSRB and to transmit such information electronically to the MSRB in such format and accompanied by such identifying information as prescribed by the MSRB. The information is available from the MSRB to the public without charge at [www.emma.msrb.org](http://www.emma.msrb.org).

### **Limitations and Amendments**

The TEA has agreed to update information and to provide notices of material events only as described above. The TEA has not agreed to provide other information that may be relevant or material to a complete presentation of its financial results of operations, condition, or prospects or agreed to update any information that is provided, except as described above. The TEA makes no representation or warranty concerning such information or concerning its usefulness to a decision to invest in or sell Bonds at any future date. The TEA disclaims any contractual or tort liability for damages resulting in whole or in part from any breach of its continuing disclosure agreement or from any statement made pursuant to its agreement, although holders of Bonds may seek a writ of mandamus to compel the TEA to comply with its agreement.

The continuing disclosure agreement of the TEA is made only with respect to the PSF and the Guarantee Program. The issuer of guaranteed bonds or an obligated person with respect to guaranteed bonds may make a continuing disclosure

undertaking in accordance with Rule 15c2-12 with respect to its obligations arising under Rule 15c2-12 pertaining to financial and operating data concerning such entity and notices of material events relating to such guaranteed bonds. A description of such undertaking, if any, is included elsewhere in the Official Statement.

This continuing disclosure agreement may be amended by the TEA from time to time to adapt to changed circumstances that arise from a change in legal requirements, a change in law, or a change in the identity, nature, status, or type of operations of the TEA, but only if (1) the provisions, as so amended, would have permitted an underwriter to purchase or sell guaranteed bonds in the primary offering of such bonds in compliance with Rule 15c2-12, taking into account any amendments or interpretations of Rule 15c2-12 since such offering as well as such changed circumstances and (2) either (a) the holders of a majority in aggregate principal amount of the outstanding bonds guaranteed by the Guarantee Program consent to such amendment or (b) a person that is unaffiliated with the TEA (such as nationally recognized bond counsel) determines that such amendment will not materially impair the interest of the holders and beneficial owners of the bonds guaranteed by the Guarantee Program. The TEA may also amend or repeal the provisions of its continuing disclosure agreement if the SEC amends or repeals the applicable provision of Rule 15c2-12 or a court of final jurisdiction enters judgment that such provisions of Rule 15c2-12 are invalid, but only if and to the extent that the provisions of this sentence would not prevent an underwriter from lawfully purchasing or selling bonds guaranteed by the Guarantee Program in the primary offering of such bonds.

### **Compliance with Prior Undertakings**

During the last five years, the TEA has not failed to substantially comply with its previous continuing disclosure agreements in accordance with Rule 15c2-12.

### **SEC Exemptive Relief**

On February 9, 1996, the TEA received a letter from the Chief Counsel of the SEC that pertains to the availability of the “small issuer exemption” set forth in paragraph (d)(2) of Rule 15c2-12. The letter provides that Texas school districts which offer municipal securities that are guaranteed under the Guarantee Program may undertake to comply with the provisions of paragraph (d)(2) of Rule 15c2-12 if their offerings otherwise qualify for such exemption, notwithstanding the guarantee of the school district securities under the Guarantee Program. Among other requirements established by Rule 15c2-12, a school district offering may qualify for the small issuer exemption if, upon issuance of the proposed series of securities, the school district will have no more than \$10 million of outstanding municipal securities.

## **AD VALOREM TAX PROCEDURES**

*The following is a summary of certain provisions of State law as it relates to ad valorem taxation and is not intended to be complete. Prospective investors are encouraged to review Title I of the Texas Tax Code, as amended (the “Property Tax Code”), for identification of property subject to ad valorem taxation, property exempt or which may be exempted from ad valorem taxation if claimed, the appraisal of property for ad valorem tax purposes, and the procedures and limitations applicable to the levy and collection of ad valorem taxes.*

### **Valuation of Taxable Property**

The Property Tax Code provides for countywide appraisal and equalization of taxable property values and establishes in each county of the State an appraisal district and an appraisal review board (the “Appraisal Review Board”) responsible for appraising property for all taxing units within the county. The appraisal of property within each county in which the District is located is the responsibility of the respective appraisal district for that county (collectively, the “Appraisal District”). Except as generally described below, the Appraisal District is required to appraise all property within the Appraisal District on the basis of 100% of its market value and is prohibited from applying any assessment ratios. In determining market value of property, the Appraisal District is required to consider the cost method of appraisal, the income method of appraisal and the market data comparison method of appraisal, and use the method the chief appraiser of the Appraisal District considers most appropriate. The Property Tax Code requires appraisal districts to reappraise all property in its jurisdiction at least once every three (3) years. A taxing unit may require annual review at its own expense, and is entitled to challenge the determination of appraised value of property within the taxing unit by petition filed with the Appraisal Review Board.

State law requires the appraised value of an owner’s principal residence (“homestead” or “homesteads”) to be based solely on the property’s value as a homestead, regardless of whether residential use is considered to be the highest and best use of the property. State law further limits the appraised value of a homestead to the lesser of (1) the market value of the property or (2) 110% of the appraised value of the property for the preceding tax year plus the market value of all new improvements to the property (the “10% Homestead Cap”). The 10% increase is cumulative, meaning the maximum increase is 10% times the number of years since the property was last appraised. See Table “2021 Tax Exemptions/Exclusions Allowed” in Appendix A herein for the reduction in taxable valuation attributable to the 10% Homestead Cap.

State law provides that eligible owners of both agricultural land and open-space land, including open-space land devoted to farm or ranch purposes or open-space land devoted to timber production, may elect to have such property appraised for property taxation on the basis of its productive capacity. The same land may not be qualified as both agricultural and open-space land.

The appraisal values set by the Appraisal District are subject to review and change by the Appraisal Review Board. The appraisal rolls, as approved by the Appraisal Review Board, are used by taxing units, such as the District, in establishing their tax rolls and tax rates (see "AD VALOREM PROPERTY TAXATION - District and Taxpayer Remedies").

### **State Mandated Homestead Exemptions**

State law grants, with respect to each school district in the State, (1) a \$25,000 exemption of the appraised value of all homesteads, (2) a \$10,000 exemption of the appraised value of the homesteads of persons sixty-five (65) years of age or older and the disabled, and (3) various exemptions for disabled veterans and their families, surviving spouses of members of the armed services killed in action and surviving spouses of first responders killed or fatally wounded in the line of duty.

### **Local Option Homestead Exemptions**

The governing body of a taxing unit, including a city, county, school district, or special district, at its option may grant: (1) an exemption of up to 20% of the appraised value of all homesteads (but not less than \$5,000) and (2) an additional exemption of at least \$3,000 of the appraised value of the homesteads of persons sixty-five (65) years of age or older and the disabled. Each taxing unit decides if it will offer the local option homestead exemptions and at what percentage or dollar amount, as applicable.

### **State Mandated Freeze on School District Taxes**

Except for increases attributable to certain improvements, a school district is prohibited from increasing the total ad valorem tax on the homestead of persons sixty-five (65) years of age or older or of disabled persons above the amount of tax imposed in the year such homestead qualified for such exemption. This freeze is transferable to a different homestead if a qualifying taxpayer moves and, under certain circumstances, is also transferable to the surviving spouse of persons sixty-five (65) years of age or older, but not the disabled.

### **Personal Property**

Tangible personal property (furniture, machinery, supplies, inventories, etc.) used in the "production of income" is taxed based on the property's market value. Taxable personal property includes income-producing equipment and inventory. Intangibles such as goodwill, accounts receivable, and proprietary processes are not taxable. Tangible personal property not held or used for production of income, such as household goods, automobiles or light trucks, and boats, is exempt from ad valorem taxation unless the governing body of a taxing unit elects to tax such property.

### **Freeport and Goods-In-Transit Exemptions**

Certain goods that are acquired in or imported into the State to be forwarded outside the State, and are detained in the State for 175 days or less for the purpose of assembly, storage, manufacturing, processing or fabrication ("Freeport Property") are exempt from ad valorem taxation unless a taxing unit took official action to tax Freeport Property before April 1, 1990 and has not subsequently taken official action to exempt Freeport Property. Decisions to continue taxing Freeport Property may be reversed in the future; decisions to exempt Freeport Property are not subject to reversal.

Certain goods, that are acquired in or imported into the State to be forwarded to another location within or without the State, stored in a location that is not owned by the owner of the goods and are transported to another location within or without the State within 175 days ("Goods-in-Transit"), are generally exempt from ad valorem taxation; however, the Property Tax Code permits a taxing unit, on a local option basis, to tax Goods-in-Transit if the taxing unit takes official action, after conducting a public hearing, before January 1 of the first tax year in which the taxing unit proposes to tax Goods-in-Transit. Goods-in-Transit and Freeport Property do not include oil, natural gas or petroleum products, and Goods-in-Transit does not include aircraft or special inventories such as manufactured housing inventory, or a dealer's motor vehicle, boat, or heavy equipment inventory.

A taxpayer may receive only one of the Goods-in-Transit or Freeport Property exemptions for items of personal property.

### **Other Exempt Property**

Other major categories of exempt property include property owned by the State or its political subdivisions if used for public purposes, property exempt by federal law, property used for pollution control, farm products owned by producers, property of nonprofit corporations used for scientific research or educational activities benefitting a college or university, designated historic sites, solar and wind-powered energy devices, and certain classes of intangible personal property.

### **Temporary Exemption for Qualified Property Damaged by a Disaster**

The Property Tax Code entitles the owner of certain qualified (i) tangible personal property used for the production of income, (ii) improvements to real property, and (iii) manufactured homes located in an area declared by the governor to be a disaster area following a disaster and is at least 15 percent damaged by the disaster, as determined by the chief appraiser, to an exemption from taxation of a portion of the appraised value of the property. The amount of the

exemption ranges from 15 percent to 100 percent based upon the damage assessment rating assigned by the chief appraiser. Except in situations where the territory is declared a disaster on or after the date the taxing unit adopts a tax rate for the year in which the disaster declaration is issued, the governing body of the taxing unit is not required to take any action in order for the taxpayer to be eligible for the exemption. If a taxpayer qualifies for the exemption after the beginning of the tax year, the amount of the exemption is prorated based on the number of days left in the tax year following the day on which the governor declares the area to be a disaster area. For more information on the exemption, reference is made to Section 11.35 of the Property Tax Code. Section 11.35 of the Property Tax Code was enacted during the 2019 legislative session, and there is no judicial precedent for how the statute will be applied. Texas Attorney General Opinion KP-0299, issued on April 13, 2020, concluded a court would likely find the Texas Legislature intended to limit the temporary tax exemption to apply to property physically harmed as a result of a declared disaster. Thus, purely economic, non-physical damage to property caused by the COVID-19 disaster is not eligible for the temporary tax exemption provided by section 11.35 of the Tax Code.” Tex. Att’y Gen. Op. No. KP-0299 (2020).

### **Tax Increment Reinvestment Zones**

A city or county, by petition of the landowners or by action of its governing body, may create one or more tax increment reinvestment zones (“TIRZ”) within its boundaries. At the time of the creation of the TIRZ, a “base value” for the real property in the TIRZ is established and the difference between any increase in the assessed valuation of taxable real property in the TIRZ in excess of the base value is known as the “tax increment”. During the existence of the TIRZ, all or a portion of the taxes levied against the tax increment by a city or county, and all other overlapping taxing units that elected to participate, are restricted to paying only planned project and financing costs within the TIRZ and are not available for the payment of other obligations of such taxing units.

Until September 1, 1999, school districts were able to reduce the value of taxable property reported to the State to reflect any value lost due to TIRZ participation by the district. The ability of the school district to deduct the value of the tax increment that it contributed prevented the school district from being negatively affected in terms of state school funding. However, due to a change in law, school districts may not reduce their taxable property value to reflect losses for TIRZs created on or after May 31, 1999.

### **Tax Limitation Agreements**

The Texas Economic Development Act (Chapter 313, Texas Tax Code, as amended), allows school districts to grant limitations on appraised property values to certain corporations and limited liability companies to encourage economic development within the school district. Generally, during the last eight (8) years of the ten-year term of a tax limitation agreement, a school district may only levy and collect M&O taxes on the agreed-to limited appraised property value. For the purposes of calculating its Tier One and Tier Two entitlements, the portion of a school district’s property that is not fully taxable is excluded from the school district’s taxable property values. Therefore, a school district will not be subject to a reduction in Tier One or Tier Two State funds as a result of lost M&O tax revenues due to entering into a tax limitation agreement. The 87<sup>th</sup> Texas Legislature did not vote to extend this program, which is now scheduled to expire by its terms, effective December 1, 2022. (See “CURRENT PUBLIC SCHOOL FINANCE SYSTEM - State Funding for School Districts.”)

For a discussion of how the various exemptions described above are applied by the District, see “AD VALOREM PROPERTY TAXATION - District Application of Tax Code” herein.

### **District and Taxpayer Remedies**

Under certain circumstances, taxpayers and taxing units, including the District, may appeal the determinations of the Appraisal District by timely initiating a protest with the Appraisal Review Board. Additionally, taxing units such as the District may bring suit against the Appraisal District to compel compliance with the Property Tax Code.

Owners of certain property with a taxable value of at least \$50.6 million and situated in a county with a population of one million or more, may protest the determinations of an appraisal district directly to a three-member special panel of the appraisal review board, appointed by the chairman of the appraisal review board, consisting of highly qualified professionals in the field of property tax appraisal.

The Property Tax Code sets forth notice and hearing procedures for certain tax rate increases by the District and provides for taxpayer referenda that could result in the repeal of certain tax increases (see “TAX RATE LIMITATIONS – Public Hearing and Voter-Approval Tax Rate”). The Property Tax Code also establishes a procedure for providing notice to property owners of reappraisals reflecting increased property value, appraisals which are higher than renditions, and appraisals of property not previously on an appraisal roll.

### **Levy and Collection of Taxes**

The District is responsible for the collection of its taxes, unless it elects to transfer such functions to another governmental entity. Taxes are due October 1, or when billed, whichever comes later, and become delinquent after January 31 of the following year. A delinquent tax incurs a penalty of six percent (6%) of the amount of the tax for the first calendar month it is delinquent, plus one percent (1%) for each additional month or portion of a month the tax remains

unpaid prior to July 1 of the year in which it becomes delinquent. If the tax is not paid by July 1 of the year in which it becomes delinquent, the tax incurs a total penalty of twelve percent (12%) regardless of the number of months the tax has been delinquent and incurs an additional penalty of up to twenty percent (20%) if imposed by the District. The delinquent tax also accrues interest at a rate of one percent (1%) for each month or portion of a month it remains unpaid. The Property Tax Code also makes provision for the split payment of taxes, discounts for early payment and the postponement of the delinquency date of taxes for certain taxpayers. Furthermore, the District may provide, on a local option basis, for the split payment, partial payment, and discounts for early payment of taxes under certain circumstances.

### **District's Rights in the Event of Tax Delinquencies**

Taxes levied by the District are a personal obligation of the owner of the property. On January 1 of each year, a tax lien attaches to property to secure the payment of all state and local taxes, penalties, and interest ultimately imposed for the year on the property. The lien exists in favor of each taxing unit, including the District, having power to tax the property. The District's tax lien is on a parity with tax liens of such other taxing units. A tax lien on real property takes priority over the claim of most creditors and other holders of liens on the property encumbered by the tax lien, whether or not the debt or lien existed before the attachment of the tax lien; however, whether a lien of the United States is on a parity with or takes priority over a tax lien of the District is determined by applicable federal law. Personal property, under certain circumstances, is subject to seizure and sale for the payment of delinquent taxes, penalty, and interest.

At any time after taxes on property become delinquent, the District may file suit to foreclose the lien securing payment of the tax, to enforce personal liability for the tax, or both. In filing a suit to foreclose a tax lien on real property, the District must join other taxing units that have claims for delinquent taxes against all or part of the same property.

Collection of delinquent taxes may be adversely affected by the amount of taxes owed to other taxing units, adverse market conditions, taxpayer redemption rights, or bankruptcy proceedings which restrain the collection of a taxpayer's debt.

Federal bankruptcy law provides that an automatic stay of actions by creditors and other entities, including governmental units, goes into effect with the filing of any petition in bankruptcy. The automatic stay prevents governmental units from foreclosing on property and prevents liens for post-petition taxes from attaching to property and obtaining secured creditor status unless, in either case, an order lifting the stay is obtained from the bankruptcy court. In many cases, post-petition taxes are paid as an administrative expense of the estate in bankruptcy or by order of the bankruptcy court.

### **The Texas Tax Code as Applied to the District**

The Texas Property Tax Code (the "Texas Tax Code") provides for county-wide appraisal and equalization of taxable property values and establishes in each county of the State an appraisal district and an appraisal review board responsible for appraising property for all taxable units within the county. The Comal Appraisal District, Bexar Appraisal District, Guadalupe Appraisal District, Hays Central Appraisal District, and Kendall Appraisal District (each an "Appraisal District") are responsible for appraising property within the District as of January 1 of each year. The appraisal values set by each Appraisal District are subject to review and change by the respective Appraisal Review Board (each an "Appraisal Review Board") which is appointed by the respective Appraisal District's Board of Directors. Such appraisal rolls, as approved by the respective Appraisal Review Board, are used by the District in establishing its tax roll and tax rate.

The District grants the state mandated exemption to the market value of residence homesteads of \$25,000, and the District has granted an additional local option exemption of 20% of the market value of residence homesteads.

The District grants an exemption to the market value of the residence homestead of persons 65 years of age or older of \$10,000, and the disabled are also granted an exemption of \$10,000.

Ad valorem taxes are not levied by the District against the exempt value of residence homesteads for the payment of debt.

The District does not tax non-business personal property; and the Comal County Tax Assessor-Collector collects the District's taxes.

The District does not permit split payments or discounts. Installments are allowed under provisions of the Texas Property Tax Code.

The District has entered into an Economic Development Agreement authorized under Chapter 313, limiting the taxable appraised value for maintenance and operations purposes to \$100,000,000, beginning in Tax Year 2014 and extending through Tax Year 2021, with TXI Operations, LP Hunters Cement.

The District does not tax freeport property.

On April 26, 2012, the District adopted a resolution authorizing it to continue to tax "goods-in-transit" for the 2013 tax year and beyond.

## STATE AND LOCAL FUNDING OF SCHOOL DISTRICTS IN TEXAS

### Litigation Relating to the Texas Public School Finance System

On seven occasions in the last thirty years, the Texas Supreme Court (the “Court”) has issued decisions assessing the constitutionality of the Texas public school finance system (the “Finance System”). The litigation has primarily focused on whether the Finance System, as amended by the Texas Legislature (the “State Legislature”) from time to time, (i) met the requirements of article VII, section 1 of the Texas Constitution, which requires the State Legislature to “establish and make suitable provision for the support and maintenance of an efficient system of public free schools,” or (ii) imposed a statewide ad valorem tax in violation of article VIII, section 1-e of the Texas Constitution because the statutory limit on property taxes levied by school districts for maintenance and operation purposes had allegedly denied school districts meaningful discretion in setting their tax rates. In response to the Court’s previous decisions, the State Legislature enacted multiple laws that made substantive changes in the way the Finance System is funded in efforts to address the prior decisions declaring the Finance System unconstitutional.

On May 13, 2016, the Court issued its opinion in the most recent school finance litigation, *Morath v. The Texas Taxpayer & Student Fairness Coal.*, 490 S.W.3d 826 (Tex. 2016) (“*Morath*”). The plaintiffs and intervenors in the case had alleged that the Finance System, as modified by the State Legislature in part in response to prior decisions of the Court, violated article VII, section 1 and article VIII, section 1-e of the Texas Constitution. In its opinion, the Court held that “[d]espite the imperfections of the current school funding regime, it meets minimum constitutional requirements.” The Court also noted that:

Lawmakers decide if laws pass, and judges decide if those laws pass muster. But our lenient standard of review in this policy-laden area counsels modesty. The judicial role is not to second-guess whether our system is optimal, but whether it is constitutional. Our Byzantine school funding “system” is undeniably imperfect, with immense room for improvement. But it satisfies minimum constitutional requirements.

### Possible Effects of Changes in Law on District Bonds

The Court’s decision in *Morath* upheld the constitutionality of the Finance System but noted that the Finance System was “undeniably imperfect.” While not compelled by the *Morath* decision to reform the Finance System, the State Legislature could enact future changes to the Finance System. Any such changes could benefit or be a detriment to the District. If the State Legislature enacts future changes to, or fails adequately to fund the Finance System, or if changes in circumstances otherwise provide grounds for a challenge, the Finance System could be challenged again in the future. In its 1995 opinion in *Edgewood Independent School District v. Meno*, 917 S.W.2d 717 (Tex. 1995), the Court stated that any future determination of unconstitutionality “would not, however, affect the district’s authority to levy the taxes necessary to retire previously issued bonds, but would instead require the State Legislature to cure the system’s unconstitutionality in a way that is consistent with the Contract Clauses of the U.S. and Texas Constitutions” (collectively, the “Contract Clauses”), which prohibit the enactment of laws that impair prior obligations of contracts.

Although, as a matter of law, the Bonds, upon issuance and delivery, will be entitled to the protections afforded previously existing contractual obligations under the Contract Clauses, the District can make no representations or predictions concerning the effect of future legislation or any litigation that may be associated with such legislation on the District’s financial condition, revenues or operations. While the enactment of future legislation to address school funding in Texas could adversely affect the financial condition, revenues or operations of the District, the District does not anticipate that the security for payment of the Bonds, specifically, the District’s obligation to levy an unlimited debt service tax and any Permanent School Fund guarantee of the Bonds would be adversely affected by any such legislation (see “CURRENT PUBLIC SCHOOL FINANCE SYSTEM” herein).

### CURRENT PUBLIC SCHOOL FINANCE SYSTEM

*During the 2019 Legislative Session, the State Legislature made numerous changes to the current public school finance system, the levy and collection of ad valorem taxes, and the calculation of defined tax rates, including particularly those contained in House Bill 3 (“HB 3”) and Senate Bill 2 (“SB 2”). In some instances, the provisions of HB 3 and SB 2 will require further interpretation in connection with their implementation in order to resolve ambiguities contained in the bills. The District continues to monitor the provisions of HB 2 and SB 2, and monitor the on-going guidance provided by TEA. The information is still in the process of (a) analyzing the provisions of HB 3 and SB 2, and (b) monitoring the on-going guidance provided by TEA. The information contained herein under the captions “Current Public School Finance System” and “Tax Rate Limitations” is subject to change, and only reflects the District’s understanding of HB 3 and SB 2 based on information available to the District as of the date of this Official Statement. Prospective investors are encouraged to review HB 3, SB 2, and the Property Tax Code (as defined herein) for definitive requirements for the levy and collection of ad valorem taxes, the calculation of the defined tax rates, and the administration of the current public school finance system. Additionally, the Texas Legislature convened on January 12, 2021 and adjourned on May 31, 2021 for the State’s 87<sup>th</sup> Legislative Regular Session and recently concluded its third Special Session of the State’s 87<sup>th</sup> Legislature. The State Legislature may consider changes to the current laws including the public finance system, the levy and collection of ad valorem taxes, and other relevant laws*

## Overview

The following language constitutes only a summary of the public school finance system as it is currently structured. For a more complete description of school finance and fiscal management in the State, reference is made to Chapters 43 through 49 of the Texas Education Code, as amended.

Local funding is derived from collections of ad valorem taxes levied on property located within each school district's boundaries. School districts are authorized to levy two types of property taxes: a maintenance and operations ("M&O") tax to pay current expenses and an interest and sinking fund ("I&S") tax to pay debt service on bonds. School districts may not increase their M&O tax rate for the purpose of creating a surplus to pay debt service on bonds. Prior to 2006, school districts were authorized to levy their M&O tax at a voter-approved rate, generally up to \$1.50 per \$100 of taxable value. Since 2006, the State Legislature has enacted various legislation that has compressed the voter-approved M&O tax rate, as described below. Current law also requires school districts to demonstrate their ability to pay debt service on outstanding bonded indebtedness through the levy of an I&S tax at a rate not to exceed \$0.50 per \$100 of taxable value at the time bonds are issued. Once bonds are issued, however, school districts generally may levy an I&S tax sufficient to pay debt service on such bonds unlimited as to rate or amount (see "TAX RATE LIMITATIONS - I&S Tax Rate Limitations" herein). Because property values vary widely among school districts, the amount of local funding generated by school districts with the same I&S tax rate and M&O tax rate is also subject to wide variation; however, the public school finance funding formulas are designed to generally equalize local funding generated by a school district's M&O tax rate.

Prior to the 2019 Legislative Session, a school district's maximum M&O tax rate for a given tax year was determined by multiplying that school district's 2005 M&O tax rate levy by an amount equal a compression percentage set by legislative appropriation or, in the absence of legislative appropriation, by the Commissioner of Education (the "Commissioner"). This compression percentage was historically set at 66.67%, effectively setting the maximum compressed M&O tax rate for most school districts at \$1.00 per \$100 of taxable value, since most school districts in the State had a voted maximum M&O tax rate of \$1.50 per \$100 of taxable value (though certain school districts located in Harris County had special M&O tax rate authorizations allowing a higher M&O tax rate). School districts were permitted, however, to generate additional local funds by raising their M&O tax rate up to \$0.04 above the compressed tax rate or, with voter-approval at a valid election in the school district, up to \$0.17 above the compressed tax rate (for most school districts, this equated to an M&O tax rate between \$1.04 and \$1.17 per \$100 of taxable value). School districts received additional State funds in proportion to such taxing effort.

## Local Funding for School Districts

During the 2019 Legislative Session, the State Legislature made several significant changes to the funding methodology for school districts (the "2019 Legislation"). The 2019 Legislation orders a school district's M&O tax rate into two distinct parts: the "Tier One Tax Rate", which is the local M&O tax rate required for a school district to receive any part of the basic level of State funding (referred to herein as "Tier One") under the Foundation School Program, as further described below, and the "Enrichment Tax Rate", which is any local M&O tax effort in excess of its Tier One Tax Rate. The 2019 Legislation amended formulas for the State Compression Percentage and Maximum Compressed Tax Rate (each as described below) to compress M&O tax rates in response to year-over-year increases in property values across the State and within a school district, respectively. The discussion in this subcaption "Local Funding For School Districts" is generally intended to describe funding provisions applicable to all school districts; however, there are distinctions in the funding formulas for school districts that generate local M&O tax revenues in excess of the school districts' funding entitlements, as further discussed under the subcaption "CURRENT PUBLIC SCHOOL FINANCE SYSTEM - Local Revenue Level In Excess of Entitlement" herein.

**State Compression Percentage.** The "State Compression Percentage" is the lesser of three alternative calculations: (1) 93% or a lower percentage set by appropriation for a school year; (2) a percentage determined by formula if the estimated total taxable property value of the State (as submitted annually to the State Legislature by the State Comptroller) has increased by at least 2.5% over the prior year; and (3) the prior year State Compression Percentage. For any year, the maximum State Compression Percentage is 93%.

**Maximum Compressed Tax Rate.** Pursuant to the 2019 Legislation, beginning with the State fiscal year ending in 2021 (the 2020-2021 school year) the Maximum Compressed Tax Rate (the "MCR") is the tax rate per \$100 of valuation of taxable property at which a school district must levy its Tier One Tax Rate to receive the full amount of the Tier One funding to which the school district is entitled. The MCR is equal to the lesser of three alternative calculations: (1) the school district's prior year MCR; (2) a percentage determined by formula if the school district experienced a year-over-year increase in property value of at least 2.5%; or (3) the product of the State Compression Percentage for the current year multiplied by \$1.00. However, each year the TEA shall evaluate the MCR for each school district in the State, and for any given year, if a school district's MCR is calculated to be less than 90% of any other school district's MCR for the current year, then the school district's MCR is instead equal to the school district's prior year MCR, until TEA determines that the difference between the school district's MCR and any other school district's MCR is not more than 10%. These compression formulas are intended to more closely equalize local generation of Tier One funding among districts with disparate tax bases and generally reduce the Tier One Tax Rates of school districts as property values increase. During the 2021 Texas Legislative Session, a provision of the general appropriations act reduced the maximum MCR for the 2021-2022 school year. It established \$0.9134 as the maximum rate and \$0.8220 as the floor.

**Tier One Tax Rate.** A school district's Tier One Tax Rate is defined as a school district's M&O tax rate levied that does not exceed the school district's MCR.

**Enrichment Tax Rate.** The Enrichment Tax Rate is the number of cents a school district levies for M&O in excess of the Tier One Tax Rate, up to an additional \$0.17. The Enrichment Tax Rate is divided into two components: (i) "Golden Pennies" which are the first \$0.08 of tax effort in excess of a school district's Tier One Tax Rate; and (ii) "Copper Pennies" which are the next \$0.09 in excess of a school district's Tier One Tax Rate plus Golden Pennies.

School districts may levy an Enrichment Tax Rate at a level of their choice, subject to the limitations described under "TAX RATE LIMITATIONS - Public Hearing and Voter-Approval Tax Rate"; however to levy any of the Enrichment Tax Rate in a given year, a school district must levy a Tier One Tax Rate equal to \$0.93 for the 2019-2020 school year, or equal to the school district's MCR for the 2020-2021 and subsequent years. Additionally, a school district's levy of Copper Pennies is subject to compression if the guaranteed yield (i.e., the guaranteed level of local tax revenue and State aid generated for each cent of tax effort) of Copper Pennies is increased from one year to the next (see "CURRENT PUBLIC SCHOOL FINANCE SYSTEM - State Funding for School Districts - Tier Two").

### **State Funding for School Districts**

State funding for school districts is provided through the two-tiered Foundation School Program, which guarantees certain levels of funding for school districts in the State. School districts are entitled to a legislatively appropriated guaranteed yield on their Tier One Tax Rate and Enrichment Tax Rate. When a school district's Tier One Tax Rate and Enrichment Tax Rate generate tax revenues at a level below the respective entitlement, the State will provide "Tier One" funding or "Tier Two" funding, respectively, to fund the difference between the school district's entitlements and the calculated M&O revenues generated by the school district's respective M&O tax rates.

The first level of funding, Tier One, is the basic level of funding guaranteed to all school districts based on a school district's Tier One Tax Rate. Tier One funding may then be "enriched" with Tier Two funding. Tier Two provides a guaranteed entitlement for each cent of a school district's Enrichment Tax Rate, allowing a school district increase or decrease its Enrichment Tax Rate to supplement Tier One funding at a level of the school district's own choice. While Tier One funding may be used for the payment of debt service (except for school districts subject to the recapture provisions of Chapter 49 of the Texas Education Code, as discussed herein), and in some instances is required to be used for that purpose (see "TAX RATE LIMITATIONS - I&S Tax Rate Limitations"), Tier Two funding may not be used for the payment of debt service or capital outlay.

The current public school finance system also provides an Existing Debt Allotment ("EDA") to subsidize debt service on eligible outstanding school district bonds, an Instructional Facilities Allotment ("IFA") to subsidize debt service on newly issued bonds, and a New Instructional Facilities Allotment ("NIFA") to subsidize operational expenses associated with the opening of a new instructional facility. IFA primarily addresses the debt service needs of property-poor school districts. For the 2022-2023 State fiscal biennium, the State Legislature appropriated funds in the amount of \$1,007,300,000 for the EDA, IFA, and NIFA.

Tier One and Tier Two allotments represent the State's share of the cost of M&O expenses of school districts, with local M&O taxes representing the school district's local share. EDA and IFA allotments supplement a school district's local I&S taxes levied for debt service on eligible bonds issued to construct, acquire and improve facilities, provided that a school district qualifies for such funding and that the State Legislature makes sufficient appropriations to fund the allotments for a State fiscal biennium. Tier One and Tier Two allotments and existing EDA and IFA allotments are generally required to be funded each year by the State Legislature.

**Tier One.** Tier One funding is the basic level of funding guaranteed to a school district, consisting of a State-appropriated baseline level of funding (the "Basic Allotment") for each student in "Average Daily Attendance" (being generally calculated as the sum of student attendance for each State-mandated day of instruction divided by the number of State-mandated days of instruction, defined herein as "ADA"). The Basic Allotment is revised downward if a school district's Tier One Tax Rate is less than the State-determined threshold. The Basic Allotment is supplemented by additional State funds, allotted based upon the unique school district characteristics and demographics of students in ADA, to make up most of a school district's Tier One entitlement under the Foundation School Program.

For the State fiscal year ending in 2021 and subsequent State fiscal years, the Basic Allotment for a school district with a Tier One Tax Rate equal to the school district's MCR, is \$6,160 (or a greater amount as may be provided by appropriation) for each student in ADA and is revised downward for a school district with a Tier One Tax Rate lower than the school district's MCR. The Basic Allotment is then supplemented for all school districts by various weights to account for differences among school districts and their student populations. Such additional allotments include, but are not limited to, increased funds for students in ADA who: (i) attend a qualified special education program, (ii) are diagnosed with dyslexia or a related disorder, (iii) are economically disadvantaged, or (iv) have limited English language proficiency. Additional allotments to mitigate differences among school districts include, but are not limited to: (i) a transportation allotment for mileage associated with transporting students who reside two miles or more from their home campus, (ii) a fast growth allotment (for school districts in the top 25% of enrollment growth relative to other school districts), and (iii) a college, career and military readiness allotment to further Texas' goal of increasing the number of students who attain a



post-secondary education or workforce credential, and (iv) a teacher incentive allotment to increase teacher compensation retention in disadvantaged or rural school districts. A school district's total Tier One funding, divided by \$6,160, is a school district's measure of students in "Weighted Average Daily Attendance" ("WADA"), which serves to calculate Tier Two funding.

For the 2021-2022 school year, the fast growth allotment weight is 0.45 for districts in the top 40% of school districts for growth, 0.30 for districts in the middle 30% of school districts for growth and 0.15 for districts in the bottom 30% of school districts for growth. After the 2021-2022 school year, the fast growth allotment weights change to 0.48 for districts in the top 40% of school districts for growth, 0.33 for districts in the middle 30% of school districts for growth and 0.18 for districts in the bottom 30% of school districts for growth. The fast growth allotment is limited to \$270 million for the 2021-2022 school year, \$310 million for the 2022-2023 school year and \$315 million for the 2023-2024 school year.

**Tier Two.** Tier Two supplements Tier One funding and provides two levels of enrichment with different guaranteed yields (i.e., Golden Pennies and Copper Pennies) depending on the school district's Enrichment Tax Rate. Golden Pennies generate a guaranteed yield equal to the greater of (i) the local revenue per student in WADA per cent of tax effort available to a school district at the ninety-sixth (96<sup>th</sup>) percentile of wealth per student in WADA, or (ii) the Basic Allotment (or a greater amount as may be provided by appropriation) multiplied by 0.016. For the 2022-2023 State fiscal biennium, school districts are guaranteed a yield of \$98.56 per student in WADA for each Golden Penny levied. Copper Pennies generate a guaranteed yield per student in WADA equal to the school district's Basic Allotment (or a greater amount as may be provided by appropriation) multiplied by 0.008. For the 2022-2023 State fiscal biennium, school districts are guaranteed a yield of \$49.28 per student in WADA for each Copper Penny levied. For any school year in which the guaranteed yield of Copper Pennies per student in WADA exceeds the guaranteed yield of Copper Pennies per student in WADA for the preceding school year, a school district is required to reduce its Copper Pennies levied so as to generate no more revenue per student in WADA than was available to the school district for the preceding year.

**Existing Debt Allotment, Instruction Facilities Allotment, and New Instructional Facilities Allotment.** The Foundation School Program also includes facilities funding components consisting of the IFA and the EDA, subject to legislative appropriation each State fiscal biennium. To the extent funded for a biennium, these programs assist school districts in funding facilities by, generally, equalizing a school district's I&S tax effort. The IFA guarantees each awarded school district a specified amount per student (the "IFA Yield") in State and local funds for each cent of I&S tax levied to pay the principal of and interest on eligible bonds issued to construct, acquire, renovate or improve instructional facilities. The IFA Yield has been \$35 since this program first began in 1997. New awards of IFA are only available if appropriated funds are allocated for such purpose by the State Legislature. To receive an IFA award, in years where new IFA awards are available, a school district must apply to the Commissioner in accordance with rules adopted by the TEA before issuing the bonds to be paid with IFA State assistance. The total amount of debt service assistance over a biennium for which a school district may be awarded is limited to the lesser of (1) the actual debt service payments made by the school district in the biennium in which the bonds are issued; or (2) the greater of (a) \$100,000 or (b) \$250 multiplied by the number of students in ADA. The IFA is also available for lease-purchase agreements and refunding bonds meeting certain prescribed conditions. Once a school district receives an IFA award for bonds, it is entitled to continue receiving State assistance for such bonds without reapplying to the Commissioner. The guaranteed level of State and local funds per student per cent of local tax effort applicable to the bonds may not be reduced below the level provided for the year in which the bonds were issued. For the 2022-2023 State fiscal biennium, the State Legislature did not appropriate any funds for new IFA awards; however, awards previously granted in years the State Legislature did appropriate funds for new IFA awards will continue to be funded.

State financial assistance is provided for certain existing eligible debt issued by school districts through the EDA program. The EDA guaranteed yield (the "EDA Yield") is the lesser of (i) \$40 per student in ADA or a greater amount for any year provided by appropriation; or (ii) the amount that would result in a total additional EDA of \$60 million more than the EDA to which school districts would have been entitled to if the EDA Yield were \$35. The portion of a school district's local debt service rate that qualifies for EDA assistance is limited to the first \$0.29 of its I&S tax rate (or a greater amount for any year provided by appropriation by the State Legislature). In general, a school district's bonds are eligible for EDA assistance if (i) the school district made payments on the bonds during the final fiscal year of the preceding State fiscal biennium, or (ii) the school district levied taxes to pay the principal of and interest on the bonds for that fiscal year. Each biennium, access to EDA funding is determined by the debt service taxes collected in the final year of the preceding biennium. A school district may not receive EDA funding for the principal and interest on a series of otherwise eligible bonds for which the school district receives IFA funding.

Since future-year IFA awards were not funded by the State Legislature for the 2022-2023 State fiscal biennium and debt service assistance on school district bonds that are not yet eligible for EDA is not available, debt service payments during the 2022-2023 State fiscal biennium on new bonds issued by school districts in the 2022-2023 State fiscal biennium to construct, acquire and improve facilities must be funded solely from local I&S taxes.

A school district may also qualify for a NIFA allotment, which provides assistance to school districts for operational expenses associated with opening new instructional facilities. In the 2021 Legislative Session, the State Legislature appropriated funds in the amount of \$70,000,000 for each fiscal year of the 2022-2023 State fiscal biennium for NIFA allotments.

**Tax Rate and Funding Equity.** The Commissioner may proportionally reduce the amount of funding a school district receives under the Foundation School Program and the ADA calculation if the school district operates on a calendar that provides less than the State-mandated minimum instruction time in a school year. The Commissioner may also adjust a school district's ADA as it relates to State funding where disaster, flood, extreme weather or other calamity has a significant effect on a school district's attendance.

Furthermore, "property-wealthy" school districts that received additional State funds under the public school finance system prior to the enactment of the 2019 Legislation are entitled to an equalized wealth transition grant on an annual basis through the 2023-2024 school year in an amount equal to the amount of additional revenue such school district would have received under former Texas Education Code Sections 41.002(e) through (g), as those sections existed on January 1, 2019. This grant is phased out through the 2023-2024 school year as follows: (1) 20% reduction for the 2020-2021 school year, (2) 40% reduction for the 2021-2022 school year, (3) 60% reduction for the 2022-2023 school year, and (4) 80% reduction for the 2023-2024 school year.

Notwithstanding the foregoing, beginning with the 2021-2022 school year, if the total amount of allotments to which school districts and open enrollment charter schools are entitled for a school year exceeds \$400 million, the Commissioner shall proportionately reduce each district's or school's allotment. The reduction in the amount to which a district or school is entitled may not result in an amount that is less than zero.

### **Local Revenue Level in Excess of Entitlement**

A school district that has sufficient property wealth per student in ADA to generate local revenues on the school district's Tier One Tax Rate and Copper Pennies in excess of the school district's respective funding entitlements (a "Chapter 49 school district"), is subject to the local revenue reduction provisions contained in Chapter 49 of Texas Education Code, as amended ("Chapter 49"). Additionally, in years in which the amount of State funds appropriated specifically excludes the amount necessary to provide the guaranteed yield for Golden Pennies, local revenues generated on a school district's Golden Pennies in excess of the school district's respective funding entitlement are subject to the local revenue reduction provisions of Chapter 49. To reduce local revenue, Chapter 49 school districts are generally subject to a process known as "recapture", which requires a Chapter 49 school district to exercise certain options to remit local M&O tax revenues collected in excess of the Chapter 49 school district's funding entitlements to the State (for redistribution to other school districts) or otherwise expending the respective M&O tax revenues for the benefit of students in school districts that are not Chapter 49 school districts, as described in the subcaption "Options for Local Revenue Levels in Excess of Entitlement". Chapter 49 school districts receive their allocable share of funds distributed from the constitutionally-prescribed Available School Fund, but are generally not eligible to receive State aid under the Foundation School Program, although they may continue to receive State funds for certain competitive grants and certain programs that remain outside the Foundation School Program.

Whereas prior to the 2019 Legislation, the recapture process had been based on the proportion of a school district's assessed property value per student in ADA, recapture is now measured by the "local revenue level" (being the M&O tax revenues generated in a school district) in excess of the entitlements appropriated by the State Legislature each fiscal biennium. Therefore, school districts are now guaranteed that recapture will not reduce revenue below their statutory entitlement. The changes to the wealth transfer provisions are expected to reduce the cumulative amount of recapture payments paid by school districts by approximately \$3.6 billion during the 2020-2021 State fiscal biennium.

**Options for Local Revenue Levels in Excess of Entitlement.** Under Chapter 49, a school district has six options to reduce local revenues to a level that does not exceed the school district's respective entitlements: (1) a school district may consolidate by agreement with one or more school districts to form a consolidated school district; all property and debt of the consolidating school districts vest in the consolidated school district; (2) a school district may detach property from its territory for annexation by a property-poor school district; (3) a school district may purchase attendance credits from the State; (4) a school district may contract to educate nonresident students from a property-poor school district by sending money directly to one or more property-poor school districts; (5) a school district may execute an agreement to provide students of one or more other school districts with career and technology education through a program designated as an area program for career and technology education; or (6) a school district may consolidate by agreement with one or more school districts to form a consolidated taxing school district solely to levy and distribute either M&O taxes or both M&O taxes and I&S taxes. A Chapter 49 school district may also exercise any combination of these remedies. Options (3), (4) and (6) require prior approval by the Chapter 49 school district's voters.

Furthermore, a school district may not adopt a tax rate until its effective local revenue level is at or below the level that would produce its guaranteed entitlement under the Foundation School Program. If a school district fails to exercise a permitted option, the Commissioner must reduce the school district's local revenue level to the level that would produce the school district's guaranteed entitlement, by detaching certain types of property from the school district and annexing the property to a property-poor school district or, if necessary, consolidate the school district with a property-poor school district. Provisions governing detachment and annexation of taxable property by the Commissioner do not provide for assumption of any of the transferring school district's existing debt.

## **2021 Regular and Special Legislative Sessions**

The Texas Legislature meets in regular session in odd-numbered years, for 140 days. The 87th Texas Legislature convened on January 12, 2021 and concluded on May 31, 2021 ("87th Regular Session"). During the 87th Regular Session, the Legislature did not make significant changes to the school finance system, State funding of school districts, nor ad valorem taxation procedures affecting school districts.

When the regular Legislature is not in session, the Governor of Texas may call one or more special sessions, at the Governor's direction, each lasting no more than 30 days, and for which the Governor sets the agenda. The Governor did order special sessions to commence on July 8, 2021, August 7, 2021, and September 20, 2021 ("87th Special Sessions") and which each concluded within thirty days. The Governor's agenda for the 87th Special Sessions did not specifically address the school finance system, school operations or funding but did ask legislators to approve appropriations from additional available State general revenue for, among other purposes, property-tax relief. During the 87th Special Sessions, lawmakers considered only the items denoted by the Governor on the agenda.

### **THE SCHOOL FINANCE SYSTEM AS APPLIED TO THE DISTRICT**

For the 2021-2022 school year, the District was notified by the Texas Education Agency that its Tier One local revenues exceeded the District's state funding entitlement and therefore would be required to reduce its "excess local revenue" in accordance with H.B. 3 (See "CURRENT PUBLIC SCHOOL FINANCE SYSTEM - Local Revenue Level In Excess of Entitlement"). Accordingly, it is anticipated the District will elect to use "Option 3" (purchase of attendance credits from the State) in order to reduce its local revenue.

A district's "excess local revenue" must be tested for each future school year and, if it exceeds the maximum permitted level, the district must reduce its wealth per student by the exercise of one of the permitted wealth equalization options. Accordingly, if the District's wealth per student should continue to exceed the maximum permitted value in future school years, it may be required each year to exercise one or more of the wealth reduction options. If the District were to consolidate (or consolidate its tax base for all purposes) with a property poor district, the outstanding debt of each district could become payable from the consolidated district's combined property tax base, and the District's ratio of taxable property to debt could become diluted. If the District were to detach property voluntarily, a portion of its outstanding debt (including the Bonds) could be assumed by the district to which the property is annexed, voluntarily, a portion of its outstanding debt (including the Bonds) could be assumed by the district to which the property is annexed, in which case timely payment of the Bonds could become dependent in part on the financial performance of the annexing district.

*For a detailed discussion of State funding for school districts, see "CURRENT PUBLIC SCHOOL FINANCE SYSTEM – State Funding for School Districts" herein.*

### **TAX RATE LIMITATIONS**

#### **M&O Tax Rate Limitations**

The District is authorized to levy an M&O tax rate pursuant to the approval of the voters of the District at an election held on July 13, 1968 in accordance with the provisions of Article 2784e-1, Texas Revised Civil Statutes Annotated, as amended ("Article 2784e-1").

The 2019 Legislation established the following maximum M&O tax rate per \$100 of taxable value that may be adopted by school districts, such as the District, for the 2019 and subsequent tax years:

The maximum M&O tax rate per \$100 of taxable value that may be adopted by a school district is the sum of \$0.17 and the school district's MCR. A school district's MCR is, generally, inversely proportional to the change in taxable property values both within the school district and the State, and is subject to recalculation annually. For any year, the highest possible MCR for a school district is \$0.93 (see "TAX RATE LIMITATIONS - Public Hearing and Voter-Approval Tax Rate" and "CURRENT PUBLIC SCHOOL FINANCE SYSTEM - Local Funding for School Districts" herein).

Furthermore, a school district cannot annually increase its tax rate in excess of the school district's Voter-Approval Tax Rate without submitting such tax rate to an election and a majority of the voters voting at such election approving the adopted rate (see "TAX RATE LIMITATIONS - Public Hearing and Voter-Approval Tax Rate" herein).

#### **I&S Tax Rate Limitations**

A school district is also authorized to issue bonds and levy taxes for payment of bonds subject to voter approval of one or more propositions submitted to the voters under Section 45.003(b)(1), Texas Education Code, as amended, which provides a tax unlimited as to rate or amount for the support of school district bonded indebtedness (see "THE BONDS – Security for Payment").

Section 45.0031 of the Texas Education Code, as amended, requires a school district to demonstrate to the Texas Attorney General that it has the prospective ability to pay its maximum annual debt service on a proposed issue of bonds

and all previously issued bonds, other than bonds approved by voters of a school district at an election held on or before April 1, 1991 and issued before September 1, 1992 (or debt issued to refund such bonds, collectively, "exempt bonds"), from a tax levied at a rate of \$0.50 per \$100 of assessed valuation before bonds may be issued (the "50-cent Test"). In demonstrating the ability to pay debt service at a rate of \$0.50, a school district may take into account EDA and IFA allotments to the school district, which effectively reduces the school district's local share of debt service, and may also take into account Tier One funds allotted to the school district. If a school district exercises this option, it may not adopt an I&S tax until it has credited to the school district's I&S fund an amount equal to all State allotments provided solely for payment of debt service and any Tier One funds needed to demonstrate compliance with the threshold tax rate test and which is received or to be received in that year. Additionally, a school district may demonstrate its ability to comply with the 50-cent Test by applying the \$0.50 tax rate to an amount equal to 90% of projected future taxable value of property in the school district, as certified by a registered professional appraiser, anticipated for the earlier of the tax year five (5) years after the current tax year or the tax year in which the final payment for the bonds is due. However, if a school district uses projected future taxable values to meet the 50-cent Test and subsequently imposes a tax at a rate greater than \$0.50 per \$100 of valuation to pay for bonds subject to the test, then for subsequent bond issues, the Texas Attorney General must find that the school district has the projected ability to pay principal and interest on the proposed bonds and all previously issued bonds subject to the 50-cent Test from a tax rate of \$0.45 per \$100 of valuation. Once the prospective ability to pay such tax has been shown and the bonds are issued, a school district may levy an unlimited tax to pay debt service. Refunding bonds are not subject to the 50-cent Test; however, taxes levied to pay debt service on such bonds (other than bonds issued to refund exempt bonds) are included in maximum annual debt service for calculation of the 50-cent Test when applied to subsequent bond issues that are subject to the 50-cent Test. The Bonds are issued as new debt pursuant to Chapter 45, Texas Education Code and are subject to the 50-cent Test under Section 45.0031, Texas Education Code. The District has not used projected future taxable values or state financial assistance (other than EDA or IFA allotment funding) to satisfy the 50-cent Test.

### **Public Hearing and Voter-Approval Tax Rate**

A school district's total tax rate is the combination of the M&O tax rate and the I&S tax rate. Generally, the highest rate at which a school district may levy taxes for any given year without holding an election to approve the tax rate is the "Voter-Approval Tax Rate", as described below.

A school district is required to adopt its annual tax rate before the later of September 30 or the sixtieth (60<sup>th</sup>) day after the date the certified appraisal roll is received by the taxing unit, except that a tax rate that exceeds the Voter-Approval Tax Rate must be adopted not later than the seventy-first (71<sup>st</sup>) day before the next occurring November uniform election date. A school district's failure to adopt a tax rate equal to or less than the Voter-Approval Tax Rate by September 30 or the sixtieth (60<sup>th</sup>) day after receipt of the certified appraisal roll, will result in the tax rate for such school district for the tax year to be the lower of the "no-new-revenue tax rate" calculated for that tax year or the tax rate adopted by the school district for the preceding tax year. A school district's failure to adopt a tax rate in excess of the Voter-Approval Tax Rate on or prior to the seventy-first (71<sup>st</sup>) day before the next occurring November uniform election date, will result in the school district adopting a tax rate equal to or less than its Voter-Approval Tax Rate by the later of September 30 or the sixtieth (60<sup>th</sup>) day after receipt of the certified appraisal roll. "No-new-revenue tax rate" means the rate that will produce the prior year's total tax levy from the current year's total taxable values, adjusted such that lost values are not included in the calculation of the prior year's taxable values and new values are not included in the current year's taxable values.

The Voter-Approval Tax Rate for a school district is the sum of (i) the school district's MCR; (ii) the greater of (a) the school district's Enrichment Tax Rate for the preceding year, less any amount by which the school district is required to reduce its current year Enrichment Tax Rate pursuant to Section 48.202(f), Education Code, as amended, or (b) the rate of \$0.05 per \$100 of taxable value; and (iii) the school district's current I&S tax rate. However, for only the 2020 tax year, if the governing body of the school district does not adopt by unanimous vote an M&O tax rate at least equal to the sum of the school district's MCR plus \$0.05, then \$0.04 is substituted for \$0.05 in the calculation for such school district's Voter-Approval Tax Rate for the 2020 tax year. For the 2020 tax year, and subsequent years, a school district's M&O tax rate may not exceed the rate equal to the sum of (i) \$0.17 and (ii) the school district's MCR (see "CURRENT PUBLIC SCHOOL FINANCE SYSTEM" herein for more information regarding the State Compression Percentage, MCR, and the Enrichment Tax Rate).

The governing body of a school district generally cannot adopt a tax rate exceeding the school district's Voter-Approval Tax Rate without approval by a majority of the voters approving the higher rate at an election to be held on the next uniform election date. Further, subject to certain exceptions for areas declared disaster areas, State law requires the board of trustees of a school district to conduct an efficiency audit before seeking voter approval to adopt a tax rate exceeding the Voter-Approval Tax Rate and sets certain parameters for conducting and disclosing the results of such efficiency audit. An election is not required for a tax increase to address increased expenditures resulting from certain natural disasters in the year following the year in which such disaster occurs; however, the amount by which the increased tax rate exceeds the school district's Voter-Approval Tax Rate for such year may not be considered by the school district in the calculation of its subsequent Voter-Approval Tax Rate.

**The calculation of the Voter-Approval Tax Rate does not limit or impact the District's ability to set an I&S tax rate in each year sufficient to pay debt service on all of the District's tax-supported debt obligations, including the Bonds.**

Before adopting its annual tax rate, a public meeting must be held for the purpose of adopting a budget for the succeeding year. A notice of public meeting to discuss the school district's budget and proposed tax rate must be published in the time, format and manner prescribed in Section 44.004 of the Texas Education Code. Section 44.004(e) of the Texas Education Code provides that a person who owns taxable property in a school district is entitled to an injunction restraining the collection of taxes by the school district if the school district has not complied with such notice requirements or the language and format requirements of such notice as set forth in Section 44.004(b), (c), (c-1), (c-2), and (d), and, if applicable, subsection (i), and if such failure to comply was not in good faith. Section 44.004(e) further provides the action to enjoin the collection of taxes must be filed before the date the school district delivers substantially all of its tax bills. A school district that elects to adopt a tax rate before the adoption of a budget for the fiscal year that begins in the current tax year may adopt a tax rate for the current tax year before receipt of the certified appraisal roll, so long as the chief appraiser of the appraisal district in which the school district participates has certified to the assessor for the school district an estimate of the taxable value of property in the school district. If a school district adopts its tax rate prior to the adoption of its budget, both the no-new-revenue tax rate and the Voter-Approval Tax Rate of the school district shall be calculated based on the school district's certified estimate of taxable value. A school district that adopts a tax rate before adopting its budget must hold a public hearing on the proposed tax rate followed by another public hearing on the proposed budget rather than holding a single hearing on the two items.

A school district must annually calculate and prominently post on its internet website, and submit to the county tax assessor-collector for each county in which all or part of the school district is located its Voter-Approval Tax Rate in accordance with forms prescribed by the State Comptroller.

**Penalties and Interest**

Charges for penalty and interest on the unpaid balance of delinquent taxes are made as follows:

<u>Month</u>	<u>Cumulative Penalty<sup>(a)</sup></u>	<u>Cumulative Interest</u>	<u>Total</u>
February	6%	1%	7%
March	7	2	9
April	8	3	11
May	9	4	13
June	10	5	15
July	12 <sup>(a)</sup>	6	18

<sup>(a)</sup> After July, the penalty remains at 12%, and interest accrues at a rate of one percent (1%) for each month or portion of a month the tax remains unpaid. A delinquent tax continues to accrue interest as long as the tax remains unpaid, regardless of whether a judgment for the delinquent tax has been rendered. The purpose of imposing such interest penalty is to compensate the taxing unit for revenue lost because of the delinquency. In addition, if an account is delinquent in July, an attorney's collection fee of up to 20% may be added to the total tax penalty and interest charge.

Taxes levied by the District are a personal obligation of the owner of the property. On January 1 of each year, a tax lien attaches to property to secure the payment of all taxes, penalties and interest ultimately imposed for the year on the property. The lien exists in favor of the State and each taxing unit, including the District, having the power to tax the property. The District's tax lien is on a parity with tax liens of all other such taxing units. A tax lien on real property has priority over the claim of most creditors and other holders of liens on the property encumbered by the tax lien, whether or not the debt or lien existed before the attachment of the tax lien. Personal property under certain circumstances is subject to seizure and sale for the payment of delinquent taxes, penalty and interest. At any time after taxes on property become delinquent, the District may file suit to foreclose the lien securing payment of the tax, to enforce personal liability for the tax, or both. In filing a suit to foreclose a tax lien on real property, the District must join other taxing units that have claims for delinquent taxes against all or part of the same property. The ability of the District to collect delinquent taxes by foreclosure may be adversely affected by the amount of taxes owed to other taxing units, adverse market conditions, taxpayer redemption rights, or bankruptcy proceedings which restrain the collection of a taxpayer's debt. **Federal bankruptcy law provides that an automatic stay of actions by creditors and other entities, including governmental units, goes into effect with the filing of any petition in bankruptcy. The automatic stay prevents governmental units from foreclosing on property and prevents liens for post-petition taxes from attaching to property and obtaining secured creditor status unless, in either case, an order lifting the stay is obtained from the bankruptcy court. In many cases post-petition taxes are paid as an administrative expense of the estate in bankruptcy or by order of the bankruptcy court.**

**EMPLOYEE RETIREMENT PLAN AND OTHER POST-EMPLOYMENT BENEFITS**

The District's employees participate in a retirement plan with the State of Texas (the "Plan"). The Plan is administered by the Teacher Retirement System of Texas ("TRS"). Aside from the District's contribution to the TRS it is a cost-sharing, multiple-employer defined benefit pension plan with one exception: all risks and costs are not shared by the District, but are the liability of the state of Texas. The District generally does not offer any post-employment retirement benefits and has no liabilities for "Other Post Employment Retirement Benefits" as defined in GASB Statement No. 45. See "Notes to Basic Financial Statements Year Ended June 30, 2021, Note (13) - Defined benefit pension plan," in the audited financial statements of the District as set forth in APPENDIX C hereto.

The District contributes to the Texas Public School Retired Employees Group Insurance Program ("TRS-Care"), a cost-sharing multiple-employer defined benefit post-employment health care plan administered by the TRS. TRS-Care provides health care coverage for certain persons (and their dependents) who retired under TRS. See "Notes to Basic Financial Statements Year Ended June 30, 2021, Note (14) - Defined other postemployment benefit plan" in the audited financial statements of the District as set forth in APPENDIX C hereto.

Formal collective bargaining agreements relating directly to wages and other conditions of employment are prohibited by State law, as are strikes by teachers. There are various local, state and national organized employee groups who engage in efforts to better terms and conditions of employment of school employees. Some districts have adopted a policy to consult with employer groups with respect to certain terms and conditions of employment. Some examples of these groups are the Texas State Teachers Association, the Texas Classroom Teachers Association, the Association of Texas Professional Educators and the National Education Association.

## **INVESTMENT POLICIES**

The District invests its investable funds in investments authorized by State law and in accordance with investment policies approved and reviewed annually by the Board. Both State law and the District's investment policies are subject to change.

### **Legal Investments**

Under State law, the District is authorized to invest in (1) obligations of the United States or its agencies and instrumentalities, including letters of credit; (2) direct obligations of the State of Texas or its agencies and instrumentalities; (3) collateralized mortgage obligations directly issued by a federal agency or instrumentality of the United States, the underlying security for which is guaranteed by an agency or instrumentality of the United States; (4) other obligations, the principal and interest of which is guaranteed or insured by or backed by the full faith and credit of, the State of Texas or the United States or their respective agencies and instrumentalities; (5) obligations of states, agencies, counties, cities, and other political subdivisions of any state rated as to investment quality by a nationally recognized investment rating firm not less than "A" or its equivalent; (6) bonds issued, assumed or guaranteed by the State of Israel; (7) certificates of deposit meeting the requirements of the Texas Public Funds Investment Act (Chapter 2256, Texas Government Code, as amended) that are issued by or through an institution that either has its main office or a branch in Texas, and are guaranteed or insured by the Federal Deposit Insurance Corporation or the National Credit Union Share Insurance Fund, or are secured as to principal by obligations described in clauses (1) through (6) or in any other manner and amount provided by law for District deposits; (8) fully collateralized repurchase agreements that have a defined termination date, are fully secured by obligations described in clause (1), and are placed through a primary government securities dealer or a financial institution doing business in the State of Texas, (9) securities lending programs if (i) the securities loaned under the program are 100% collateralized, a loan made under the program allows for termination at any time and a loan made under the program is either secured by (a) obligations that are described in clauses (1) through (6) above, (b) irrevocable letters of credit issued by a state or national bank that is continuously rated by a nationally recognized investment rating firm at not less than "A" or its equivalent or (c) cash invested in obligations described in clauses (1) through (6) above, clauses (11) through (13) below, or an authorized investment pool; (ii) securities held as collateral under a loan are pledged to the District, held in the District's name and deposited at the time the investment is made with the District or a third party designated by the District; (iii) a loan made under the program is placed through either a primary government securities dealer or a financial institution doing business in the State of Texas; and (iv) the agreement to lend securities has a term of one year or less, (10) certain bankers' acceptances with the remaining term of 270 days or less, if the short-term obligations of the accepting bank or its parent are rated at least "A-1" or "P-1" or the equivalent by at least one nationally recognized credit rating agency, (11) commercial paper with a stated maturity of 365 days or less that is rated at least "A-1" or "P-1" or the equivalent by either (a) two nationally recognized credit rating agencies or (b) one nationally recognized credit rating agency if the paper is fully secured by an irrevocable letter of credit issued by a U.S. or state bank, (12) no-load money market mutual funds registered with and regulated by the United States Securities and Exchange Commission that have a dollar weighted average stated maturity of 90 days or less and include in their investment objectives the maintenance of a stable net asset value of \$1 for each share, and (13) no-load mutual funds registered with the United States Securities and Exchange Commission that have an average weighted maturity of less than two years, invest exclusively in obligations described in this paragraph (except for those described in clause (6)), and are continuously rated as to investment quality by at least one nationally recognized investment rating firm of not less than "AAA" or its equivalent, and conform to the requirements relating to the eligibility of investment pools to receive and invest funds. In addition, bond proceeds may be invested in guaranteed investment contracts that have a defined termination date and are secured by obligations, including letters of credit, of the United States or its agencies and instrumentalities in an amount at least equal to the amount of bond proceeds invested under such contract, other than the prohibited obligations described in the next succeeding paragraph.

The District may invest in such obligations directly or through government investment pools that invest solely in such obligations provided that the pools are rated no lower than "AAA" or "AAA-m" or an equivalent by at least one nationally recognized rating service. The District may also contract with an investment management firm registered under the Investment Advisers Act of 1940 (15 U.S.C. Section 80b-1 et seq.) or with the State Securities Board to provide for the investment and management of its public funds or other funds under its control for a term up to two years, but the District retains ultimate responsibility as fiduciary of its assets. In order to renew or extend such a contract, the District must do so by order, ordinance, or resolution. The District is specifically prohibited from investing in: (1) obligations whose

payment represents the coupon payments on the outstanding principal balance of the underlying mortgage-backed security collateral and pays no principal; (2) obligations whose payment represents the principal stream of cash flow from the underlying mortgage-backed security and bears no interest; (3) collateralized mortgage obligations that have a stated final maturity of greater than 10 years; and (4) collateralized mortgage obligations the interest rate of which is determined by an index that adjusts opposite to the changes in a market index.

Governmental bodies in the State are authorized to implement securities lending programs if (i) the securities loaned under the program are collateralized, a loan made under the program allows for termination at any time and a loan made under the program is either secured by (a) obligations that are described in clauses (1) through (6) of the first paragraph under this subcaption, (b) irrevocable letters of credit issued by a state or national bank that is continuously rated by a nationally recognized investment rating firm not less than "A" or its equivalent, or (c) cash invested in obligations that are described in clauses (1) through (6) and (10) through (12) of the first paragraph under this subcaption, or an authorized investment pool; (ii) securities held as collateral under a loan are pledged to the governmental body, held in the name of the governmental body and deposited at the time the investment is made with the Agency or a third party designated by the Agency; (iii) a loan made under the program is placed through either a primary government securities dealer or a financial institution doing business in the State of Texas; and (iv) the agreement to lend securities has a term of one year or less.

### Investment Policies

Under State law, the District is required to adopt and annually review written investment policies and must invest its funds in accordance with its policies. The policies must identify eligible investments and address investment diversification, yield, maturity, and the quality and capability of investment management. For investments whose eligibility is rating dependent, the policies must adopt procedures to monitor ratings and liquidate investments if and when required. The policies must require that all investment transactions settle on a delivery versus payment basis. The District is required to adopt a written investment strategy for each fund group to achieve investment objectives in the following order of priority: (1) suitability, (2) preservation and safety of principal, (3) liquidity, (4) marketability, (5) diversification, and (6) yield.

State law requires the District's investments be made "with judgment and care, under prevailing circumstances, that a person of prudence, discretion, and intelligence would exercise in the management of the person's own affairs, not for speculation, but for investment considering the probable safety of capital and the probable income to be derived." The District is required to perform an annual audit of the management controls on investments and compliance with its investment policies and provide regular training for its investment officers.

### Current Investments\*

As of December 1, 2021, the following percentages of the District's investable funds were invested as indicated below:

<u>Category of Investments</u>	<u>Amount</u>	<u>Percentage</u>	<u>Term of Investments</u>
Certificates of Deposit Agencies	\$ 3,660,000	7.00%	Daily Liquidity
Money Markets and Investment Pools	50,238,338	<u>93.00%</u>	Daily Liquidity
Total	\$53,888,338	100.00%	

\* *Unaudited.*

As of such date, the market value of such investments (as determined by the District by reference to published quotations, dealer bids, and comparable information) was approximately 100% of their book value. No funds of the District are invested in derivative securities, *i.e.*, securities whose rate of return is determined by reference to some other instrument, index, or commodity.

## LEGAL MATTERS

### Legal Opinions and No-Litigation Certificate

The District will furnish the Underwriters a complete transcript of proceedings incident to the authorization and issuance of the Bonds, including the unqualified approving legal opinion of the Attorney General of the State of Texas to the effect that the Bonds are valid and legally binding obligations of the District, and based upon examination of such transcript of proceedings, the approval of certain legal matters by Bond Counsel, to the effect that the Bonds are valid and legally binding obligations of the District and, subject to the qualifications set forth herein under "TAX MATTERS," the interest on the Bonds is excludable from the gross income of the owners thereof for federal income tax purposes under existing statutes, published rulings, regulations, and court decisions. Bond Counsel was not requested to participate, and did not take part, in the preparation of the Official Statement, and such firm has not assumed any responsibility with respect thereto or undertaken independently to verify any of the information contained therein, except that, in its capacity as

Bond Counsel, such firm has reviewed the information under the captions "THE BONDS" (exclusive of the subcaptions "Permanent School Fund Guarantee," "Payment Record," "Future Bond Issues," and "Default and Remedies," as to which no opinion is expressed), "STATE AND LOCAL FUNDING OF SCHOOL DISTRICTS IN TEXAS," "CURRENT PUBLIC SCHOOL FINANCE SYSTEM," "TAX RATE LIMITATIONS" (first paragraph only), "LEGAL MATTERS - Legal Opinions and No-Litigation Certificate" (excluding the last two sentences of this paragraph as to which no opinion is expressed), "TAX MATTERS," "CONTINUING DISCLOSURE" (excluding the information under the subcaption "Compliance with Prior Agreements," as to which no opinion is expressed), "LEGAL INVESTMENTS AND ELIGIBILITY TO SECURE PUBLIC FUNDS IN TEXAS," and "OTHER PERTINENT INFORMATION - Registration and Qualification of Bonds for Sale" in the Official Statement, and such firm is of the opinion that the information relating to the Bonds and the legal issues contained under such captions and subcaptions is an accurate description of the laws and legal issues addressed therein and, with respect to the Bonds, such information conforms to the Order. The legal fee to be paid Bond Counsel for services rendered in connection with the issuance of the Bonds is contingent on the sale and delivery of the Bonds. Bond Counsel's legal opinion will accompany the Bonds deposited with DTC or will be printed on the Bonds in the event of the discontinuance of the Book-Entry-Only System. Certain legal matters will be passed upon for the Underwriters by Orrick, Herrington & Sutcliffe, LLP, Austin, Texas, whose fee is contingent on the issuance of the Bonds.

Though it represents the Financial Advisor and the Underwriters from time to time in matters unrelated to the Bonds, Bond Counsel has been engaged by and only represents the District with respect to the issuance of the Bonds. The legal opinion to be delivered concurrently with the delivery of the Bonds expresses the professional judgment of the attorneys rendering the opinion as to the legal issues expressly addressed therein. In rendering a legal opinion, the attorney does not become an insurer or guarantor of the expression of professional judgment, of the transaction opined upon, or of the future performance of the parties to the transaction. Nor does the rendering of an opinion guarantee the outcome of any legal dispute that may arise from the transaction.

### **Litigation**

In the opinion of various officials of the District, except as disclosed in this Official Statement, there is no litigation or other proceeding pending against or, to their knowledge, threatened against the District in any court, agency, or administrative body (either state or federal) wherein an adverse decision would materially adversely affect the financial condition of the District.

At the time of initial delivery of the Bonds, the District will provide the Underwriters with a certificate to the effect that no litigation of any nature has been filed or is then pending challenging the issuance of the Bonds or that affects the payment and security of the Bonds or in any other manner questioning the issuance, sale, or delivery of the Bonds.

### **TAX MATTERS**

**The following discussion of certain federal income tax considerations is for general information only and is not tax advice. Each prospective purchaser of the Bonds should consult its own tax advisor as to the tax consequences of the acquisition, ownership and disposition of the Bonds.**

The delivery of the Bonds is subject to the opinion of Escamilla & Poneck, LLP, San Antonio, Texas ("Bond Counsel") to the effect that interest on the Bonds for federal income tax purposes (1) is excludable from the gross income, as defined in section 61 of the Internal Revenue Code of 1986, as amended to the date hereof (the "Code"), of the owners thereof pursuant to section 103 of the Code and existing regulations, published rulings, and court decisions, and (2) will not be included in computing the alternative minimum taxable income of individuals. The statute, regulations, rulings, and court decisions on which such opinion is based are subject to change. A form of Bond Counsel's opinion appears in APPENDIX D hereto.

In rendering the foregoing opinions, Bond Counsel will rely upon the representations and certifications of the District pertaining to the use, expenditure and investment of the proceeds of the Bonds and will assume continuing compliance with the provisions of the Order by the District subsequent to the issuance of the Bonds. The Order contains covenants by the District with respect to, among other matters, the use of the proceeds of the Bonds and the facilities financed or refinanced therewith by persons other than state or local governmental units, the manner in which the proceeds of the Bonds are to be invested and the reporting of certain information to the United States Treasury. Failure to comply with any of these covenants may cause interest on the Bonds to be includable in the gross income of the owner thereof for federal income taxes from the date of the issuance of the Bonds. Bond Counsel has not been retained by the District to monitor such post-issuance compliance.

Except as described above, Bond Counsel will express no other opinion with respect to any other federal, state or local tax consequences under present law, or proposed legislation, resulting from the receipt or accrual of interest on, or the acquisition or disposition of, the Bonds. Bond Counsel's opinion is not a guarantee of a result, but represents its legal judgment based upon its review of existing statutes, regulations, published rulings and court decisions and the representations and covenants of the District described above. No ruling has been sought from the Internal Revenue Service (the "IRS") with respect to the matters addressed in the opinion of Bond Counsel, and Bond Counsel's opinion is not binding on the IRS. The IRS has an ongoing program of auditing the tax-exempt status of the interest on municipal obligations. If an audit of the Bonds is commenced, under current procedures the IRS is likely to treat the District as the "taxpayer," and the owners of the Bonds would have no right to participate in the audit process. In responding to or



defending an audit of the tax-exempt status of the interest on the Bonds, the District may have different or conflicting interests from the owners of the Bonds. Public awareness of any future audit of the Bonds could adversely affect the value and liquidity of the Bonds during the pendency of the audit, regardless of its ultimate outcome.

### **Tax Changes**

Existing law may change to reduce or eliminate the benefit to bondholders of the exclusion of interest on the Bonds from gross income for federal income tax purposes. Any proposed legislation or administrative action, whether or not taken, could also affect the value and marketability of the Bonds. Prospective purchasers of the Bonds should consult with their own tax advisors with respect to any proposed or future changes in tax law.

### **Ancillary Tax Consequences**

Prospective purchasers of the Bonds should be aware that the ownership of tax-exempt obligations such as the Bonds may result in collateral federal tax consequences to, among others, financial institutions, property and casualty insurance companies, life insurance companies, certain foreign corporations doing business in the United States, S corporations with subchapter C earnings and profits, owners of an interest in a FASIT, individual recipients of Social Security or Railroad Retirement benefits, individuals otherwise qualifying for the earned income tax credit and taxpayers who may be deemed to have incurred or continued indebtedness to purchase or carry, or who have paid or incurred certain expenses allocable to, tax-exempt obligations. Pursuant to Public Law No. 115-97 (i.e., the Tax Cuts and Jobs Act), for tax years beginning after December 31, 2017, the corporate alternative minimum tax is repealed. Prospective purchasers should consult their own tax advisors as to the applicability of these consequences to their particular circumstances.

### **Tax Accounting Treatment of Discount Bonds**

The initial public offering price to be paid for certain Bonds may be less than the amount payable on such Bonds at maturity (the "Discount Bonds"). An amount equal to the difference between the initial public offering price of a Discount Bond (assuming that a substantial amount of the Discount Bonds of that maturity are sold to the public at such price) and the amount payable at maturity constitutes original issue discount to the initial purchaser of such Discount Bonds. A portion of such original issue discount, allocable to the holding period of a Discount Bond by the initial purchaser, will be treated as interest for federal income tax purposes, excludable from gross income on the same terms and conditions as those for other interest on the Bonds. Such interest is considered to be accrued actuarially in accordance with the constant interest method over the life of a Discount Bond, taking into account the semiannual compounding of accrued interest, at the yield to maturity on such Discount Bond and generally will be allocated to an initial purchaser in a different amount from the amount of the payment denominated as interest actually received by the initial purchaser during his taxable year.

However, such accrued interest may be required to be taken into account in determining the amount of the branch profits tax applicable to certain foreign corporations doing business in the United States, even though there will not be a corresponding cash payment. In addition, the accrual of such interest may result in certain other collateral federal income tax consequences to, among others, financial institutions, property and casualty insurance companies, life insurance companies, S corporations with subchapter C earnings and profits, owners of an interest in a FASIT, individual recipients of Social Security or Railroad Retirement benefits, individuals otherwise qualifying for the earned income tax credit, and taxpayers who may be deemed to have incurred or continued indebtedness to purchase or carry, or who have paid or incurred certain expenses allocable to, tax-exempt obligations.

In the event of the sale or other taxable disposition of a Discount Bond prior to maturity, the amount realized by such owner in excess of the basis of such Discount Bond in the hands of such owner (adjusted upward by the portion of the original issue discount allocable to the period for which such Discount Bond was held) is includable in gross income.

Owners of Discount Bonds should consult with their own tax advisors with respect to the determination for federal income tax purposes of accrued interest upon disposition of Discount Bonds and with respect to the state and local tax consequences of owning Discount Bonds. It is possible that, under applicable provisions governing determination of state and local income taxes, accrued interest on the Discount Bonds may be deemed to be received in the year of accrual even though there will not be a corresponding cash payment.

### **Tax Accounting Treatment of Premium Bonds**

The initial public offering price to be paid for certain Bonds may be greater than the stated redemption price on such Bonds at maturity (the "Premium Bonds"). An amount equal to the difference between the initial public offering price of a Premium Bond (assuming that a substantial amount of the Premium Bonds of that maturity are sold to the public at such price) and its stated redemption price at maturity constitutes premium to the initial purchaser of such Premium Bonds. The basis for federal income tax purposes of a Premium Bond in the hands of such initial purchaser must be reduced each year by the amortizable bond premium, although no federal income tax deduction is allowed as a result of such reduction in basis for amortizable bond premium with respect to the Premium Bonds. Such reduction in basis will increase the amount of any gain (or decrease the amount of any loss) to be recognized for federal income tax purposes upon a sale or other taxable disposition of a Premium Bond. The amount of premium which is amortizable each year by an initial purchaser is determined by using such purchaser's yield to maturity.

Purchasers of the Premium Bonds should consult with their own tax advisors with respect to the determination of amortizable bond premium on Premium Bonds for federal income tax purposes and with respect to the state and local tax consequences of owning and disposing of Premium Bonds.

## **LEGAL INVESTMENTS AND ELIGIBILITY TO SECURE PUBLIC FUNDS IN TEXAS**

Under the Texas Public Security Procedures Act (Texas Government Code, Chapter 1201, as amended), the Bonds (i) are negotiable instruments, (ii) are investment securities to which Chapter 8 of the Texas Uniform Commercial Code applies, and (iii) are legal and authorized investments for (A) an insurance company, (B) a fiduciary or trustee, or (C) a sinking fund of a municipality or other political subdivision or public agency of the State of Texas. The Bonds are eligible to secure deposits of any public funds of the State, its agencies and political subdivisions, and are legal security for those deposits to the extent of their market value. For political subdivisions in Texas which have adopted investment policies and guidelines in accordance with the Public Funds Investment Act (Texas Government Code, Chapter 2256, as amended), the Bonds may have to be assigned a rating of at least "A" or its equivalent as to investment quality by a national rating agency before such obligations are eligible investments for sinking funds and other public funds. See "OTHER PERTINENT INFORMATION - Municipal Bond Rating" herein. In addition, various provisions of the Texas Finance Code provide that, subject to a prudent investor standard, the Bonds are legal investments for state banks, savings banks, trust companies with at least \$1 million of capital and savings and loan associations.

The District has made no investigation of other laws, rules, regulations or investment criteria which might apply to such institutions or entities or which might limit the suitability of the Bonds for any of the foregoing purposes or limit the authority of such institutions or entities to purchase or invest in the Bonds for such purposes. The District has made no review of laws in other states to determine whether the Bonds are legal investments for various institutions in those states.

## **CONTINUING DISCLOSURE**

In the Order, the District has made the following agreement for the benefit of the holders and beneficial owners of the Bonds. The District is required to observe the agreement while it remains obligated to advance funds to pay the Bonds. Under the agreement the District will be obligated to provide certain updated financial information and operating data annually and the timely notice of specified events to the Municipal Securities Rulemaking Board ("MSRB") via the Electronic Municipal Market Access system ("EMMA") through an internet website accessible at [www.emma.msrb.org](http://www.emma.msrb.org). See "THE PERMANENT SCHOOL FUND GUARANTEE PROGRAM" for a description of the Texas Education Agency's continuing disclosure undertaking to provide certain updated financial information and operating data annually with respect to the Permanent School Fund and the State, as the case may be, and to provide timely notice of certain specified events related to the guarantee, to the MSRB.

### **Annual Reports**

The District will provide certain updated financial information and operating data to the MSRB annually. The information to be updated includes all quantitative financial information and operating data with respect to the District of the general type included in this Official Statement in APPENDIX A, exclusive of the tables reflecting "Direct and Estimated Gross Overlapping Funded Debt Payable from Ad Valorem Taxes," "Estimated Interest & Sinking Fund Management Index 2020/2021" and "2021/2022 Pro Forma Interest & Sinking Fund Management Index," respectively, and in APPENDIX C. The District will update and provide this information within six months after the end of each fiscal year.

The District may provide updated information in full text or may incorporate by reference certain other publicly available documents, as permitted by the United States Securities and Exchange Commission (the "SEC") Rule 15c2-12 ("Rule 15c2-12"). The updated information will include audited financial statements, if the District commissions an audit and it is completed by the required time. If audited financial statements are not available by the required time, the District will provide unaudited financial statements by the required time and audited financial statements when and if such audited financial statements become available. Any such financial statements will be prepared in accordance with the accounting principles described in Appendix C or such other accounting principles as the District may be required to employ from time to time pursuant to State law or regulation.

The District's current fiscal year end is June 30. Accordingly, it must provide updated information by the last day of December in each year, unless the District changes its fiscal year. If the District changes its fiscal year, it will notify the MSRB of the change.

### **Notice of Certain Events**

The District will file with the MSRB notice of any of the following events with respect to the Bonds in a timely manner (and not more than 10 business days after occurrence of the event): (1) principal and interest payment delinquencies; (2) non-payment related defaults, if material; (3) unscheduled draws on debt service reserves reflecting financial difficulties; (4) unscheduled draws on credit enhancements reflecting financial difficulties; (5) substitution of credit or liquidity providers, or their failure to perform; (6) adverse tax opinions, the issuance by the Internal Revenue Service of proposed or final determinations of taxability, Notices of Proposed Issue (IRS Form 5701-TEB), or other material notices or determinations with respect to the tax status of the Bonds, or other material events affecting the tax status of the Bonds; (7) modifications to rights of holders of the Bonds, if material; (8) Bond calls, if material, and tender offers; (9) defeasances;

(10) release, substitution, or sale of property securing repayment of the Bonds, if material; (11) rating changes; (12) bankruptcy, insolvency, receivership, or similar event of the District, which shall occur as described below; (13) the consummation of a merger, consolidation, or acquisition involving the District or the sale of all or substantially all of its assets, other than in the ordinary course of business, the entry into of a definitive agreement to undertake such an action or the termination of a definitive agreement relating to any such actions, other than pursuant to its terms, if material; (14) appointment of a successor or additional paying agent/registrars or the change of name of a paying agent/registrars, if material. Neither the Bonds nor the Order make any provision for debt service reserves, credit enhancement (except with respect to the Permanent School Fund guarantee), or liquidity enhancement (15) incurrence of a financial obligation of the District (as deemed by the Rule, which includes certain debt, debt-like, and debt-related obligations), if material, or agreement to covenants, events of default, remedies, priority rights, or other similar terms of a financial obligation of the District, any of which affect security holders, if material; and (16) default, event of acceleration, termination event, modification of terms, or other similar events under the terms of the financial obligation of the issuer or obligated person, any of which reflect financial difficulties. In addition, the District will provide timely notice of any failure by the District to provide information, data, or financial statements in accordance with its agreement described above under "Annual Reports". The District will provide each notice described in this paragraph to the MSRB. Neither the Bonds nor the Order make any provision for debt service reserves, credit enhancement (except with respect to the Permanent School Fund guarantee), or liquidity enhancement.

For these purposes, (a) any event described in clause (12) of the immediately preceding paragraph is considered to occur when any of the following occur: the appointment of a receiver, fiscal agent, or similar officer for the District in a proceeding under the United States Bankruptcy Code or in any other proceeding under state or federal law in which a court or governmental authority has assumed jurisdiction over substantially all of the assets or business of the District, or if such jurisdiction has been assumed by leaving the existing governing body and officials or officers in possession but subject to the supervision and orders of a court or governmental authority, or the entry of an order confirming a plan of reorganization, arrangement, or liquidation by a court or governmental authority having supervision or jurisdiction over substantially all of the assets or business of the District, and (b) the District intends the words used in the immediately preceding clauses (15) and (16) and in the definition of Financial Obligation above to have the meanings ascribed to them in SEC Release No. 34-83885 dated August 20, 2018.

#### **Availability of Information**

The District has agreed to provide the foregoing information only as described above. Investors will be able to access continuing disclosure information filed with the MSRB free of charge at [www.emma.msrb.org](http://www.emma.msrb.org).

#### **Limitations and Amendments**

The District has agreed to update information and to provide notices of specified events only as described above. The District has not agreed to provide other information that may be relevant or material to a complete presentation of its financial results of operations, condition or prospects or agreed to update any information that is provided, except as described above. The District makes no representation or warranty concerning such information or concerning its usefulness to a decision to invest in or sell Bonds at any future date. The District disclaims any contractual or tort liability for damages resulting in whole or in part from any breach of its continuing disclosure agreement or from any statement made pursuant to its agreement, although holders of Bonds may seek a writ of mandamus to compel the District to comply with its agreement.

The District may amend its continuing disclosure agreement from time to time to adapt to changed circumstances that arise from a change in legal requirements, a change in law, or a change in the identity, nature, status, or type of operations of the District, if (i) the agreement, as amended, would have permitted an underwriter to purchase or sell Bonds in the offering described herein in compliance with Rule 15c2-12, taking into account any amendments or interpretations of Rule 15c2-12 to the date of such amendment as well as such changed circumstances and (ii) either (a) the holders of a majority in aggregate principal amount of the outstanding Bonds consent to the amendment or (b) any person unaffiliated with the District (such as nationally recognized bond counsel) determines that the amendment will not materially impair the interests of the registered owners of the Bonds. The District may also amend or repeal the provisions of this continuing disclosure agreement if the SEC amends or repeals the applicable provisions of Rule 15c2-12 or a court of final jurisdiction enters judgment that such provisions of Rule 15c2-12 are invalid, but only if and to the extent that the provisions of this sentence would not prevent an underwriter from lawfully purchasing or selling Bonds in the primary offering of the Bonds. If the District so amends the agreement, it has agreed to include with the next financial information and operating data provided in accordance with its agreement described above under "Annual Reports" an explanation, in narrative form, of the reasons for the amendment and of the impact of any change in the type of financial information and operating data so provided.

#### **Compliance with Prior Undertakings**

During the past five years, the District has complied in all material respects with all continuing disclosure agreements made by it in accordance with Rule 15c2-12.

## OTHER PERTINENT INFORMATION

### Authenticity of Financial Information

The financial data and other information contained herein have been obtained from the District's records, audited financial statements and other sources, which are believed to be reliable. All of the summaries of the statutes, documents and orders contained in this Official Statement are made subject to all of the provisions of such statutes, documents and orders. These summaries do not purport to be complete statements of such provisions and reference is made to such documents for further information. Reference is made to original documents in all respects.

### Registration and Qualification of Bonds for Sale

No registration statement relating to the Bonds has been filed with the SEC under the Securities Act of 1933, as amended, in reliance upon the exemption provided thereunder by Section 3(a)(2). The Bonds have not been approved or disapproved by the SEC, nor has the SEC passed upon the accuracy or adequacy of the Official Statement. The Bonds have not been registered or qualified under the Securities Act of Texas in reliance upon various exemptions contained therein, nor have the Bonds been registered or qualified under the securities act of any other jurisdiction. The District assumes no responsibility for registration or qualification of the Bonds under the securities laws of any jurisdiction in which the Bonds may be sold, assigned, pledged, hypothecated or otherwise transferred. This disclaimer of responsibility for registration or qualification for sale or other disposition of the Bonds shall not be construed as an interpretation of any kind with regard to the availability of any exemption from securities registration or qualification provisions.

It is the obligation of the Underwriters to register or qualify the sale of the Bonds under the securities laws of any jurisdiction which so requires. The District agrees to cooperate, at the Underwriters' written request and sole expense, in registering or qualifying the Bonds or in obtaining an exemption from registration or qualification in any state where such action is necessary; provided, however, that the District shall not be required to qualify as a foreign corporation or to execute a general or special consent to service of process in any jurisdiction.

### Municipal Bond Ratings

The District has made application to Moody's Investors Service, Inc. ("Moody's") for a contract rating on the Bonds based on the guarantee thereof by the Texas Permanent School Fund. Moody's generally rate all bonds guaranteed by the Texas Permanent School Fund "Aaa." The results will be made available as soon as possible. See "THE PERMANENT SCHOOL FUND GUARANTEE PROGRAM" herein

An explanation of the significance of any rating may be obtained from the company furnishing the rating. The rating reflects only the view of such organizations and the District makes no representation as to the appropriateness of the ratings. There is no assurance that such ratings will continue for any given period of time or that they will not be revised downward or withdrawn entirely by such rating companies, if in the judgment of such companies, circumstances so warrant. Any such downward revision or withdrawal of such ratings may have an adverse effect on the market price of the Bonds.

### Financial Advisor

SAMCO Capital Markets, Inc. (the "Financial Advisor") is employed as the Financial Advisor to the District in connection with the issuance of the Bonds. The Financial Advisor's fee for services rendered with respect to the sale of the Bonds is contingent upon the issuance and delivery of the Bonds. SAMCO Capital Markets, Inc., in its capacity as Financial Advisor, has relied on the opinions of Bond Counsel and has not verified and does not assume any responsibility for the information, covenants, and representations contained in any of the bond documentation with respect to the federal income tax status of the Bonds. In the normal course of business, the Financial Advisor may also from time to time sell investment securities to the District for the investment of bond proceeds or other funds of the District upon the request of the District.

The Financial Advisor has provided the following sentence for inclusion in this Official Statement. The Financial Advisor has reviewed the information in this Official Statement in accordance with its responsibilities to the District and, as applicable, to investors under the federal securities laws as applied to the facts and circumstances of this transaction, but the Financial Advisor does not guarantee the accuracy or completeness of such information.

### Underwriting

The Underwriters have agreed, subject to certain conditions, to purchase the Bonds from the District at a price equal to the initial offering prices to the public, as shown on page -ii- hereof, less an underwriting discount of \$\_\_\_\_\_, plus accrued interest from their Dated Date to their date of initial delivery. The Underwriters' obligations are subject to certain conditions precedent. The Underwriters will be obligated to purchase all of the Bonds if any Bonds are purchased. The Bonds may be offered and sold to certain dealers and others at prices lower than such public offering price, and such public prices may be changed from time to time, by the Underwriters.

The Underwriters have provided the following sentence for inclusion in this Official Statement. The Underwriters have reviewed the information in this Official Statement pursuant to their respective responsibilities to investors under the federal securities laws, but the Underwriters do not guarantee the accuracy or completeness of such information.

The Underwriters and their respective affiliates are full service financial institutions engaged in various activities, which may include sales and trading, commercial and investment banking, advisory, investment management, investment research, principal investment, hedging, market making, brokerage and other financial and non-financial activities and services. Certain of the Underwriters and their respective affiliates have provided, and may in the future provide, a variety of these services to the District and to persons and entities with relationships with the District, for which they receive or will receive customary fees and expenses.

One of the Underwriters is BOK Financial Services, Inc., which is not a bank, and the Bonds are not deposits of any bank and are not insured by the Federal Deposit Insurance Corporation.

RBC Capital Markets, LLC ("RBCCM"), one of the Underwriters of the Bonds, has provided the following information for inclusion in this Official Statement: RBCCM and its respective affiliates are full-service financial institutions engaged in various activities, that may include securities trading, commercial and investment banking, municipal advisory, brokerage, and asset management. In the ordinary course of business, RBCCM and its respective affiliates may actively trade debt and, if applicable, equity securities (or related derivative securities) and provide financial instruments (which may include bank loans, credit support or interest rate swaps). RBCCM and its respective affiliates may engage in transactions for their own accounts involving the securities and instruments made the subject of this securities offering or other offering of the District. RBCCM and its respective affiliates may also communicate independent investment recommendations, market color or trading ideas and publish independent research views in respect of this securities offering or other offerings of the District. RBCCM and its respective affiliates may make a market in credit default swaps with respect to municipal securities in the future.

In the ordinary course of their various business activities, the Underwriters and their respective affiliates, officers, directors and employees may purchase, sell or hold a broad array of investments and actively trade securities, derivatives, loans, commodities, currencies, credit default swaps and other financial instruments for their own account and for the accounts of their customers, and such investment and trading activities may involve or relate to assets, securities and/or instruments of the District (directly, as collateral securing other obligations or otherwise) and/or persons and entities with relationships with the District. The Underwriters and their respective affiliates may also communicate independent investment recommendations, market color or trading ideas and/or publish or express independent research views in respect of such assets, securities or instruments and may at any time hold, or commend to clients that they should acquire, long and/or short positions in such assets, securities and instruments.

### **Forward Looking Statements**

The statements contained in this Official Statement, and in any other information provided by the District, that are not purely historical, are forward-looking statements, including statements regarding the District's expectations, hopes, intentions, or strategies regarding the future. Readers should not place undue reliance on forward-looking statements. All forward-looking statements included in this Official Statement are based on information available to the District on the date hereof, and the District assumes no obligation to update any such forward-looking statements. It is important to note that the District's actual results could differ materially from those in such forward-looking statements.

The forward-looking statements herein are necessarily based on various assumptions and estimates and are inherently subject to various risks and uncertainties, including risks and uncertainties relating to the possible invalidity of the underlying assumptions and estimates and possible changes or developments in social, economic, business, industry, market, legal and regulatory circumstances and conditions and actions taken or omitted to be taken by third parties, including customers, suppliers, business partners and competitors, and legislative, judicial and other governmental authorities and officials. Assumptions related to the foregoing involve judgments with respect to, among other things, future economic, competitive, and market conditions and future business decisions, all of which are difficult or impossible to predict accurately and many of which are beyond the control of the District. Any of such assumptions could be inaccurate and, therefore, there can be no assurance that the forward-looking statements included in this Official Statement would prove to be accurate.

### **Information from External Sources**

References to web site addresses presented herein are for informational purposes only and may be in the form of a hyperlink solely for the reader's convenience. Unless specified otherwise, such web sites and the information or links contained therein are not incorporated into, and are not part of, this Official Statement for purposes of, and as that term is defined in, the Rule.

### **Authorization of the Official Statement**

The Bond Order authorized an Authorized Official to approve, and an Authorized Official will approve in the Approval Certificate, the form and content of this Official Statement and any addenda, supplement or amendment thereto and authorized its execution by an Authorized Official for further use in the reoffering of the Bonds by the Underwriters in

accordance with the provisions of the United States Securities and Exchange Commission's rule codified at 17 C.F.R. § 240.15c2-12, as amended.

**COMAL INDEPENDENT SCHOOL DISTRICT**

/s/

---

Authorized Official

**APPENDIX A**  
**Selected Financial Information**  
**of the District**

(this page intentionally left blank)



**VALUATION AND DEBT DATA**

**Valuation Information**

Total 2021 Appraised Valuation of District	\$30,862,999,068
Less: Exemptions/Exclusions <sup>(1)</sup>	<u>8,255,621,492</u>
Total 2021 Taxable Assessed Valuation <sup>(2)(3)</sup>	\$22,607,377,576

Source: Comal County Appraisal District, Guadalupe County Appraisal District, Hays County Appraisal District, Kendall County Appraisal District, and Bexar Appraisal District.

- <sup>(1)</sup> For a detailed description of the Exemptions/Exclusions see "2020 Tax Exemptions/Exclusions Allowed" herein.
- <sup>(2)</sup> Includes valuations against which a freeze of tax levy has been granted for persons 65 years or older.
- <sup>(3)</sup> The District has entered into a Chapter 313 valuation agreement; however, since this value is used in the calculation and levying of the District's Interest and Sinking Fund tax rate, the entire value is included in Taxable Assessed Valuation. See "AD VALOREM PROPERTY TAXATION - The Texas Tax Code as Applied to the District."

**Direct Debt Information\***

Total Indebtedness Payable from Ad Valorem Taxes: (at 1-15-2022)	
Maintenance and Operations Tax Debt .....	\$ 20,000,000
Unlimited Tax Bond Debt .....	<u>1,117,070,179*</u>
Total All Bonded Indebtedness Payable from Taxes .....	1,137,070,179*
Less Estimated Interest & Sinking Fund Consolidated Balance (at 12-1-2021) .....	<u>5,296,245</u>
<b>NET BONDED INDEBTEDNESS PAYABLE FROM AD VALOREM TAXES .....</b>	<b>\$1,131,773,934*</b>

\* Includes the Bonds. Preliminary, subject to change.

**Direct Debt Ratios\***

Ratio of Net Bonded Debt (\$1,131,773,934*) to 2021 Taxable Assessed Valuation (\$22,607,377,576) .....	5.01%
Ratio of Net Bonded Debt (\$1,131,773,934*) to 2021 Total Appraised Valuation (\$30,862,999,068) .....	3.67%
Ratio of Total Bonded Debt (\$1,137,070,179*) to 2021 Taxable Assessed Valuation (\$22,607,377,576) .....	5.03%
Ratio of Total Bonded Debt (\$1,137,070,179*) to 2021 Total Appraised Valuation (\$30,862,999,068) .....	3.68%

\* Includes the Bonds. Preliminary, subject to change.

**Non-Funded Debt**

Operating Lease Obligations

At June 30, 2021, the District was obligated under operating leases for portable buildings and copiers. Future minimum lease payments on these operating leases are as follows:

2022	\$ 612,307
2023	469,961
2024	18,934
2025	<u>1,407</u>
Total	\$1,102,609

Rent expense incurred under operating leases for the year ended June 30, 2021 was \$582,523.

Source: District's 2021 Annual Financial Report.

**Anticipated Issuance of Additional Bonds**

The District is assessing its needs and a potential bond election in the future but otherwise does not anticipate the issuance of additional ad valorem unlimited tax-supported debt in the next twelve months, except for potentially issuing refunding obligations for debt service savings.

**Authorized But Unissued General Obligation Bonds**

Purpose	Amount Authorized	Amount Previously Issued	Amount This Issue	Amount Remaining
Construction, renovation, acquisition, and equipment of school buildings in the District, the purchase of the necessary sites for school buildings, and the purchase of new school buses	\$411,287,320	-0-	\$411,287,320*	-0*
Acquisition of technology equipment	\$ 34,540,000	-0-	\$ 34,540,000*	-0*

\* Preliminary, subject to change. Includes the Bonds and certain premium allocations.

The District may incur other financial obligations payable from its collection of taxes and other sources of revenue, including maintenance tax notes payable from its collection of maintenance taxes, public property finance obligation, delinquent tax notes, and leases for various purposes payable from State appropriations and surplus maintenance taxes

**Population and Per Capita Indebtedness**

2021 District Population Estimate .....	162,307
2021 Per Capita Taxable Assessed Valuation (\$22,607,377,576) .....	\$139,287.75
Per Capita Direct Bonded Debt (\$1,137,070,179*) .....	\$7,005.68

\* Includes the Bonds. Preliminary, subject to change.

**Enrollment and Average Daily Attendance Data**

2021/22 Enrollment (at 12-1-2021).....	27,226
2021/22 Estimated Average Daily Attendance (at 12-1-2021) .....	25,143
2021/22 Taxable Assessed Valuation (\$22,607,377,576) Per Enrollment .....	\$830,359.86

**Valuation and Bonded Debt Data**

Area of District in Square Miles .....	589
Area of District in Acres .....	376,960
Total Direct Bonded Debt (\$1,137,070,179*) Per Acre .....	\$3,016.42
2021 Taxable Assessed Valuation (\$22,607,377,576) Per Acre .....	\$59,972.88
2021 Total Appraised Value (\$30,862,999,068) Per Acre .....	\$81,873.41

\* Includes the Bonds. Preliminary, subject to change.

## Outstanding Debt by Issues

	<b>Original Amount</b>	<b>Amount Outstanding at 1-15-2022 <sup>(1)</sup></b>
<u>Limited Tax:</u>		
Maintenance Tax Notes, Taxable Series 2021	\$ 20,000,000	\$ 20,000,000
<u>Unlimited Tax:</u>		
Series 2005-A Dated 03-01-2005 - Refunding	56,619,965	3,839,965
Series 2015 Dated 01-01-2015 - Refunding	79,745,000	70,150,000
Series 2015-B Dated 07-01-2015 - New Money	118,755,000	108,945,000
Series 2015-A Dated 08-01-2015 - Refunding	133,150,000	116,695,000
Series 2016 Dated 10-01-2016 - Refunding	51,660,214	45,420,214
Series 2017 Dated 07-01-2017 - New Money	227,160,000	220,835,000
Series 2017 Dated 12-01-2017 - Refunding	13,335,000	12,390,000
Series 2020 Dated 11-01-2020 - Refunding	107,720,000	92,970,000
Series 2022 Dated: 1-15-2022 (the "Bonds")	445,825,000 <sup>(2)</sup>	<u>445,825,000</u> <sup>(2)</sup>
 Total Debt .....		 \$1,137,070,179

<sup>(1)</sup> Unaudited.

<sup>(2)</sup> Preliminary, subject to change.

## Consolidated Schedule of Bonded Issue Principal Requirements (Year Ending June 30 in Each of the Years 2022 - 2047 Inclusive)\*

2022	41,807,331	
2023	29,612,634	
2024	48,185,000	
2025	38,725,000	
2026	40,460,000	17.80%
	-	
2027	\$ 42,200,000	
2028	39,960,000	
2029	41,415,000	
2030	42,705,000	
2031	42,495,000	36.49%
	-	
2032	43,645,000	
2033	44,810,000	
2034	46,390,000	
2035	47,900,000	
2036	49,645,000	57.29%
	-	
2037	31,929,527	
2038	38,810,688	
2039	51,705,000	
2040	49,255,000	
2041	44,690,000	76.66%
	-	
2042	45,375,000	
2043	43,350,000	
2044	43,000,000	
2045	43,000,000	
2046	43,000,000	96.15%
	-	
2047	<u>43,000,000</u>	100.00%
	 \$1,117,070,180	

\* Includes the Bonds. Preliminary, subject to change.

**Direct and Estimated Gross Overlapping Funded Debt Payable from Ad Valorem Taxes**

Expenditures of the various taxing bodies overlapping the territory of the District are paid out of ad valorem taxes levied by these taxing bodies on properties overlapping the District. These political taxing bodies are independent of the District and may incur borrowings to finance their expenditures. The following statements of direct and estimated overlapping ad valorem tax bonds was developed from information contained in the "Texas Municipal Reports" published by the Municipal Advisory Council of Texas. Except for the amounts relating to the District, the District has not independently verified the accuracy or completeness of such information, and no person should rely upon such information as being accurate or complete. Furthermore, certain of the entities listed below may have authorized or issued additional bonds since the date stated below, and such entities may have programs requiring the authorization and/or issuance of substantial amounts of additional bonds, the amount of which cannot be determined. The following table reflects the estimated share of direct and overlapping extended debt of these various taxing bodies:

<b>Political Subdivision</b>	<b>Gross Debt</b>		<b>Percent Overlapping</b>	<b>Amount Overlapping</b>
	<b>Amount</b>	<b>As Of</b>		
Alamo Community College District	\$ 578,325,000	01/15/2022	2.07%	\$ 11,971,328
Bexar County	1,896,160,000	01/15/2022	2.07%	39,250,512
Bexar County Hospital District	902,130,000	01/15/2022	2.07%	18,674,091
Comal County	129,825,000	01/15/2022	76.38%	99,160,335
Comal County WC&ID #6	29,380,000	01/15/2022	100.00%	29,380,000
Fair Oaks Ranch, City of	6,865,000	01/15/2022	5.40%	370,710
Garden Ridge, City of	11,730,000	01/15/2022	100.00%	11,730,000
Guadalupe County	15,625,000	01/15/2022	4.46%	696,875
Hays County	519,804,579	01/15/2022	0.12%	623,765
Johnson Ranch MUD	12,325,000	01/15/2022	100.00%	12,325,000
Kendall County	21,135,000	01/15/2022	0.02%	4,227
Meyer Ranch MUD	9,935,000	01/15/2022	100.00%	9,935,000
New Braunfels, City of	257,420,000	01/15/2022	42.93%	110,510,406
San Antonio, City of	2,276,290,000	01/15/2022	0.17%	3,869,693
Schertz, City of	67,845,000	01/15/2022	22.08%	14,980,176
Selma, City of	20,610,000	01/15/2022	7.81%	<u>1,609,641</u>
Estimated Overlapping Funded Debt .....				\$ 365,091,759
Comal I.S.D.	1,137,070,179 <sup>(1)</sup>	12-01-2021	100.00%	<u>1,137,070,179<sup>(1)</sup></u>
Total Direct and Estimated Overlapping Funded Debt .....				\$1,502,161,938 <sup>(1)</sup>
Ratio to 2021 Taxable Assessed Valuation (\$22,607,377,576) .....				6.64%
Per Capita (162,307) Direct and Estimated Overlapping Debt .....				\$9,255.07

<sup>(1)</sup> Includes the Bonds. Preliminary, subject to change.

**TAXATION DATA**

**Historical Valuations, Tax Rates, and Collection Data**

<b>Tax Year</b>	<b>Assessed Valuation<sup>(1)</sup></b>	<b>Tax Rate</b>	<b>% Collections</b>		<b>Year Ending</b>
			<b>Current</b>	<b>Total</b>	
2011	\$ 9,422,216,696	\$1.430	98.35%	100.08%	8-31-12
2012	9,188,228,672	1.430	98.79% <sup>(2)</sup>	100.80%	8-31-13
2013	9,776,905,211	1.430	98.39%	99.30%	6-30-14 <sup>(2)</sup>
2014	10,277,987,674	1.390	97.71%	99.54%	6-30-15
2015	11,417,099,888	1.390	98.25%	100.13%	6-30-16
2016	12,452,679,629	1.390	98.41%	99.98%	6-30-17
2017	13,625,809,002	1.390	98.53%	100.05%	6-30-18
2018	16,291,673,338	1.390	98.23%	99.61%	6-30-19
2019	18,117,477,610	1.320	98.37%	99.79%	6-30-20
2020	20,059,726,602	1.280	98.63%	99.77%	6-30-21
2021	22,607,377,576	1.290	(in process of collection)		6-30-22

<sup>(1)</sup> 2011 through 2020 are from District's audit report; 2021 are from Bexar Appraisal District, Comal Appraisal District, Kendall Appraisal District, Guadalupe Appraisal District, and Hays Central Appraisal District.

<sup>(2)</sup> During the year ended August 31, 2014, the District elected to change its fiscal year end from August 31 to June 30 beginning June 30, 2014.

**Tax Rate Distribution**

<u>Tax Year</u>	<u>2021</u>	<u>2020</u>	<u>2018</u>	<u>2018</u>	<u>2017</u>
Local Maintenance	\$0.94 *	\$0.93	\$0.97	\$1.04	\$1.04
Interest & Sinking Fund	<u>.35</u>	<u>.35</u>	<u>.35</u>	<u>.35</u>	<u>.35</u>
Total	\$1.29	\$1.28	\$1.32	\$1.39	\$1.39

\* The \$0.94 M&O tax rate is a result of a successful VATRE in November 2021.

**2021 Tax Exemptions/Exclusions Allowed\***

The District has granted exemptions to property owners and for persons over 65 years of age and has granted those exemptions under the law for disabled property owners and veterans, and agricultural exclusions as provided. The exemptions in each of the categories listed are shown below:

State Mandated \$25,000 General Homestead Exemptions	\$1,016,648,750
\$10,000 Over 65 Homestead Exemptions	147,420,754
100% Disabled or Unemployable Homestead Exemptions	1,131,767,310
Local Optional Percentage Loss	2,742,847,789
Veterans Exemption Loss	41,239,143
Productivity Loss	2,692,506,815
Pollution Control	79,991,230
10% Per Year Cap on Residential Homestead	284,897,357
Freeport	110,381,925
Other	<u>7,920,419</u>
Total Exemptions and Exclusions	\$8,255,621,492

Source: Bexar Appraisal District, Comal Appraisal District, Kendall Appraisal District, Guadalupe Appraisal District, and Hays Central Appraisal District.

\* The District has entered into a Chapter 313 value limitation agreement. Since this value is used in the calculation and levying of the District's Interest and Sinking Fund tax rate, it is not included in the above exemptions and deductions.

**Schedule of Delinquent Taxes Receivable Fiscal Year Ended June 30, 2021**

<u>Last Ten Years Ended June 30</u>	<u>Ending Balance</u>
2012 and prior	\$ 344,410
2013	120,423
2014	248,284
2015	312,272
2016	354,852
2017	426,065
2018	479,225
2019	528,461
2020	712,510
2021	<u>3,359,974</u>
Total	\$6,886,476

Source: District's 2021 Annual Financial Report.

## Taxpayers by Classification

Classification	2021		2020		2019	
	Assessed Valuation	Percent of Total	Assessed Valuation	Percent of Total	Assessed Valuation	Percent of Total
Single Family Residential	\$19,172,661,207	62.12%	\$ 16,549,836,789	60.02%	\$ 15,379,333,207	62.07%
Multi-Family Residential	794,463,395	2.57%	686,580,217	2.49%	586,991,915	2.37%
Vacant - Platted Lots/Tracts	1,323,912,500	4.29%	1,133,191,939	4.11%	968,192,377	3.91%
Acreage-Open Space (Land and Improvements)	3,631,879,162	11.77%	3,529,596,373	12.80%	2,191,501,657	8.84%
Rural Non-qualified	109,903,066	0.36%	94,441,797	0.34%	836,199,882	3.37%
Commercial Real Property	2,830,636,179	9.17%	2,615,619,983	9.49%	2,062,100,541	8.32%
Industrial Real Property	657,460,935	2.13%	698,964,867	2.53%	783,244,238	3.16%
Oil, Gas and Other Minerals	-0-	0.00%	-0-	0.00%	-0-	0.00%
Real and Tangible Utilities	249,740,384	0.81%	215,639,462	0.78%	173,320,494	0.70%
Tangible - Commercial	923,331,318	2.99%	994,158,512	3.61%	942,096,919	3.80%
Tangible - Industrial	907,922,106	2.94%	782,332,461	2.84%	575,962,500	2.33%
Tangible - Mobile Homes	63,606,579	0.21%	57,849,972	0.21%	56,244,988	0.23%
Real Residential Inventory	163,950,001	0.53%	184,058,078	0.67%	194,754,355	0.79%
Special Inventory	<u>33,532,236</u>	<u>0.11%</u>	<u>31,768,827</u>	<u>0.12%</u>	<u>27,737,707</u>	<u>0.11%</u>
Total Valuation	\$30,862,999,068		\$27,574,039,277	100.00%	\$24,777,680,780	100.00%
Less: Exemptions & Exclusions	<u>8,255,621,492</u>		<u>7,514,312,675</u>		<u>6,660,203,170</u>	
Net Taxable Assessed Valuation	\$22,607,377,576		\$20,059,726,602		<u>\$18,117,477,610</u>	

Source: Bexar Appraisal District, Comal Appraisal District, Kendall Appraisal District, Guadalupe Appraisal District, and Hays Central Appraisal District.

## Ten Largest Taxpayers

Name	Type of Property	2021 Net Assessed Valuation	Percent of Total 2021 Taxable Assessed Valuation
Cemex Cement of Texas LP	Crushed Limestone	\$ 229,396,600	1.01%
TXI Operations LP Hunters Cement	Cement Manufacturing	180,884,370	0.80%
A L 95 Creekside Town Center LP	Real Estate Development	149,059,003	0.66%
Ben E Keith Company	Food Service Distributing	119,499,460	0.53%
Caterpillar Inc.	Construction Equipment	101,547,810	0.45%
Central Texas Corridor Hospital Co LLC	Medical	97,383,115	0.43%
Walmart Inc. #6016	Wholesale Distribution Center	89,634,970	0.40%
Sysco San Antonio Inc.	Food Service Distribution	79,030,810	0.35%
CGT US Limited	Manufacturing	73,563,690	0.33%
Int CS Regency Property Owner LLC	Real Estate	<u>47,000,000</u>	<u>0.21%</u>
Total .....		\$1,166,999,828	5.16%

Source: Comal Appraisal District and Bexar Appraisal District.

**ESTIMATED INTEREST & SINKING FUND MANAGEMENT INDEX 2021/22**

Interest & Sinking Fund Balance at 6-30-2021	\$16,156,085
Estimated Income from \$0.35 I&S Tax Rate @ 97% Collected Using 2021 Taxable Assessed Valuation of \$22,607,377,576 .....	76,752,047
Estimated Other Income .....	50,000
Estimated Total Funds Available .....	92,958,132
2021/22 Debt Service Requirement .....	76,343,063
Estimated Interest & Sinking Fund Balance at 6-30-2022 .....	\$16,615,069

**CONSOLIDATED DEBT SERVICE REQUIREMENTS  
INCLUDING THE BONDS AT ASSUMED RATES\***

YEAR END June 30	CURRENTLY OUTSTANDING DEBT SERVICE	PLUS: THE BONDS AT ASSUMED RATES				GRAND TOTAL ALL ALL DEBT SERVICE
		PRINCIPAL DUE 2/1	INTEREST DUE 8/1	INTEREST DUE 2/1	TOTAL	
2022	\$ 76,343,062.50					\$ 76,343,062.50
2023	56,941,962.50	\$ 6,500,000	\$ 7,160,444.86	\$ 6,575,918.75	\$ 20,236,363.61	77,178,326.11
2024	58,556,037.50	16,500,000	6,480,043.75	6,480,043.75	29,460,087.50	88,016,125.00
2025	59,054,137.50	5,000,000	6,236,668.75	6,236,668.75	17,473,337.50	76,527,475.00
2026	59,152,637.50	5,000,000	6,162,918.75	6,162,918.75	17,325,837.50	76,478,475.00
2027	57,652,787.50	6,500,000	6,089,168.75	6,089,168.75	18,678,337.50	76,331,125.00
2028	55,149,887.50	5,000,000	5,993,293.75	5,993,293.75	16,986,587.50	72,136,475.00
2029	54,879,687.50	5,000,000	5,919,543.75	5,919,543.75	16,839,087.50	71,718,775.00
2030	54,422,337.50	5,000,000	5,845,793.75	5,845,793.75	16,691,587.50	71,113,925.00
2031	51,112,737.50	6,500,000	5,772,043.75	5,772,043.75	18,044,087.50	69,156,825.00
2032	51,142,312.50	6,500,000	5,676,168.75	5,676,168.75	17,852,337.50	68,994,650.00
2033	47,656,575.00	10,000,000	5,580,293.75	5,580,293.75	21,160,587.50	68,817,162.50
2034	54,686,650.00	3,250,000	5,432,793.75	5,432,793.75	14,115,587.50	68,802,237.50
2035	54,731,500.00	7,000,000	5,384,856.25	5,384,856.25	17,769,712.50	72,501,212.50
2036	54,930,500.00	20,000,000	5,281,606.25	5,281,606.25	30,563,212.50	85,493,712.50
2037	54,407,300.00	3,000,000	4,986,606.25	4,986,606.25	12,973,212.50	67,380,512.50
2038	45,633,050.00	11,500,000	4,942,356.25	4,942,356.25	21,384,712.50	67,017,762.50
2039	35,496,350.00	20,000,000	4,772,731.25	4,772,731.25	29,545,462.50	65,041,812.50
2040	28,366,950.00	23,300,000	4,477,731.25	4,477,731.25	32,255,462.50	60,622,412.50
2041	13,522,000.00	32,425,000	4,134,056.25	4,134,056.25	40,693,112.50	54,215,112.50
2042	13,518,750.00	32,500,000	3,655,787.50	3,655,787.50	39,811,575.00	53,330,325.00
2043		43,350,000	3,176,412.50	3,176,412.50	49,702,825.00	49,702,825.00
2044		43,000,000	2,537,000.00	2,537,000.00	48,074,000.00	48,074,000.00
2045		43,000,000	1,902,750.00	1,902,750.00	46,805,500.00	46,805,500.00
2046		43,000,000	1,268,500.00	1,268,500.00	45,537,000.00	45,537,000.00
2047		43,000,000	634,250.00	634,250.00	44,268,500.00	44,268,500.00
	\$1,037,357,212.50	\$445,825,000	\$119,503,819.86	\$118,919,293.7	\$684,248,113.61	\$1,721,605,326.11

\* Preliminary, subject to change; fiscal year 2022 includes a defeasance of \$21,250,000.

**2022/2023 PRO FORMA INTEREST & SINKING FUND MANAGEMENT INDEX**

Estimated Interest & Sinking Fund Balance at 6-30-2022 .....	\$16,615,069
Estimated Income from \$0.35 I&S Tax Rate @ 97% Collected Using 2022 Estimated Taxable Assessed Valuation of \$24,470,988,164 .....	83,079,005
Estimated Other Income .....	50,000
Total Estimated Funds Available .....	99,744,718
2022/23 Debt Service Requirement .....	77,178,326
Estimated Interest & Sinking Fund Balance at 6-30-2023 .....	\$22,566,392

**FIVE-YEAR RECORD OF FINANCIAL OPERATIONS**

The following summary of the District's results of operation reflects the District's historical performance under prior systems of school finance in Texas. For a description of the prior systems, the revised current system, and how the District's future financial performance may be affected by the revised system see "STATE AND LOCAL FUNDING OF SCHOOL DISTRICTS IN TEXAS."

<b>Year Ended:</b>	<u><b>6/30/2021</b></u>	<u><b>6/30/2020</b></u>	<u><b>6/30/2019</b></u>	<u><b>6/30/2018</b></u>	<u><b>6/30/2017</b></u>
<b><u>REVENUE</u></b>					
Local Sources	\$256,900,055	\$247,251,028	\$239,043,041	\$222,141,240	\$201,702,783
State Sources	45,011,660	37,429,759	24,788,758	24,187,272	27,489,624
Federal Sources	<u>21,943,537</u>	<u>13,951,509</u>	<u>15,942,161</u>	<u>13,707,639</u>	<u>14,388,218</u>
Total all Revenue	323,855,252	<u>298,632,296</u>	<u>284,773,960</u>	<u>260,036,151</u>	<u>243,580,625</u>
<b><u>EXPENDITURES</u></b>					
Instruction and Instruction Related	153,627,112	128,769,469	122,522,940	112,759,883	108,727,189
Instruction & School Leadership	18,292,412	20,876,863	19,574,099	18,168,123	16,954,333
Support Services - Student (Pupil)	41,631,774	40,523,883	38,067,548	38,361,351	27,763,272
General Administration	5,717,646	5,304,450	6,989,355	4,653,437	4,439,452
Support Services-Non-student Based	36,256,546	31,200,012	27,515,215	25,179,754	25,593,325
Debt Service	69,972,708	61,884,963	56,839,643	57,399,795	47,607,511
Capital Outlay	64,599,537	127,425,645	77,016,453	83,204,351	50,478,110
Intergovernmental Charges	14,400	2,342,762	8,187,014	1,760,712	1,544,831
Ancillary Services	<u>2,250,024</u>	<u>3,349,370</u>	<u>3,591,287</u>	<u>3,704,046</u>	<u>3,512,790</u>
Total all Expenditures	<u>392,362,159</u>	<u>421,677,417</u>	<u>360,303,296</u>	<u>345,191,452</u>	<u>292,126,953</u>
Total Other Resources and (Uses) Plus Special Resource	<u>1,119,652</u>	<u>269,480</u>	<u>212,296</u>	<u>265,654,374</u>	<u>( 2,436,653)</u>
Excess (Deficiency) of Revenues and Other Resources Over (Under) Expenditures and Other Uses	( 67,387,255)	(122,775,641)	( 75,317,398)	180,499,073	( 50,982,981)
Fund Balance Beginning of Year	155,041,776	277,817,417	353,134,815	172,635,742	223,618,723
Fund Balance End of Year	<u>\$ 87,654,521</u>	<u>\$155,041,776</u>	<u>\$277,817,417</u>	<u>\$353,134,815</u>	<u>\$172,635,742</u>
Fund Balance - General Fund <sup>(1)</sup>	\$ 53,176,186	\$ 54,312,709	\$ 67,478,859	\$ 62,927,330	\$ 60,493,632
<b>Year Ended:</b>	<u><b>6/30/2021</b></u>	<u><b>6/30/2020</b></u>	<u><b>6/30/2019</b></u>	<u><b>6/30/2018</b></u>	<u><b>8/31/2017</b></u>
Assessed Valuation	\$20,654,788,451	\$18,052,151,410	\$16,225,453,328	\$14,705,046,325	\$13,625,809,002
Total Tax Rate	\$1.28	\$1.32	\$1.39	\$1.39	\$1.39
Percent of Debt Service to Total all Expenditures	17.83%	14.68%	15.76%	16.63%	16.30%

Source: The District's audited financial statements.

<sup>(1)</sup> The reduction in fund balance is related to the District purchasing land for future facility needs. The District adopted a reimbursement resolution declaring its intention to reimburse the General Fund from future bond proceeds. See "OTHER PERTINENT INFORMATION - Cancelled Bond Election and Issuance of Maintenance Tax Notes" herein.



**APPENDIX B**

**General Information Regarding the District  
And Its Economy**

(this page intentionally left blank)

## THE DISTRICT

*This Appendix contains a brief discussion of certain economic and demographic characteristics of the area in which the District is located. Information in this Appendix has been obtained from sources that are believed to be reliable, although no investigation has been made to verify the accuracy of such information.*

### General

The District is located primarily in Comal County, Texas with portions extending into Bexar, Guadalupe, Hays and Kendall Counties, Texas. District's 2021 population estimate - 136,715.

### Administration

Policy making and supervisory functions are the responsibility of and are vested in a seven-member Board of Trustees (the "Board"). Members of the Board serve three-year staggered terms with elections being held each year on the second Saturday in May. The Board delegates administrative responsibilities to the Superintendent of Schools.

### Present Facilities

<u>School Facility</u>	<u>Year Occupied</u>	<u>Grade Span</u>	<u>Enrollment (At 11-1-2021)</u>
Rahe Bulverde Elementary School	1966	K thru 5	453
Goodwin Frazier Elementary School	1966	PreK thru 5	586
Canyon High School	1972	9 thru 12	2,455
Smithson Valley Middle School	1976	6 thru 8	723
Smithson Valley High School	1981	9 thru 12	3,142
Canyon Middle School	1987	6 thru 8	986
Church Hill Middle School	1987	6 thru 8	818
Bill Brown Elementary School	1991	PreK thru 5	719
Alamo Colleges-Memorial ECHS	2006	9 thru 12	382
Arlon Seay Elementary	1997	K thru 5	404
Spring Branch Middle School	1998	6 thru 8	574
Specht Elementary School	2002	PreK thru 5	786
Hoffmann Lane Elementary	2002	K thru 5	766
Rebecca Creek Elementary	2002	PreK thru 5	535
Startzville Elementary	2008	PreK thru 5	417
Freiheit Elementary	2008	PreK thru 5	691
Morningside Elementary	2008	PreK thru 5	697
Mountain Valley Middle School	2008	6 thru 8	806
Canyon Lake High School	2008	9 thru 12	1,100
Timberwood Park Elementary	2008	K thru 5	727
Johnson Ranch Elementary	2009	K thru 5	658
Oak Creek Elementary	2009	PreK thru 5	623
Comal Discipline Center	1995	7 thru 12	12
Clear Spring Elementary	2010	K thru 5	695
Comal Academy	2010	9 thru 12	35
Garden Ridge Elementary	2010	K thru 5	838
Kinder Ranch Elementary	2011	K thru 5	513
Indian Springs Elementary	2012	K thru 5	763
Mountain Valley Elementary	2013	K thru 5	454
Piper Ranch Middle School	2018	6 thru 8	1,439
Danville Middle School	2018	6 thru 8	877
Davenport High School	2020	9 thru 12	528
Hill Country College Preparatory	2020	9 thru 12	46
JJAEP			<u>1</u>
Total .....			25,249

*Source: Comal ISD*

### Budget and Personnel

The budget for the 2021-22 school year is \$231,840,772. The District currently employs 3,672 professional and supportive staff, with an annual payroll budget exceeding \$188,417,692. Approximately \$8,682,467 is budgeted annually for transportation, with 232 buses traveling 2,773,878 total miles in 2020-21.

**Average Daily Attendance and Percentage Increase**

<u>School Year</u>	<u>Membership</u>	<u>Average Daily Attendance</u>	<u>% ADA Increase</u>
2005-06	13,329	12,655	7.40%
2006-07	14,125	13,405	5.90%
2007-08	15,100	14,285	6.60%
2008-09	16,010	15,141	5.99%
2009-10	16,485	15,647	3.23%
2010-11	17,190	16,262	3.90%
2011-12	17,657	16,849	3.60%
2012-13	18,643	17,611	4.52%
2013-14	19,313	18,502	5.06%
2014-15	20,277	19,235	3.96%
2015-16	20,922	20,100	4.50%
2016-17	21,954	21,021	4.58%
2017-18	22,754	21,734	3.39%
2018-19	23,641	22,648	4.20%
2019-20	24,769	24,002	5.98%
2020-21	25,295	23,712	1.20%
2021-22*	27,226	25,143	6.04%

Source: Comal ISD  
 \* As of 1-1-22

**Scholastic Information**

Every campus is fully accredited by the Texas Education Agency and the two high schools are accredited by the Southern Association of Colleges and Schools.

Results of the Texas Assessment of Academic Skills have shown increases in reading, writing, and mathematics. Standardized achievement test scores have shown increases in scores during the past six years. Students in the District rank well ahead of their counterparts in the State and Nation in most achievement areas.

Curricular offerings in the District comply with and extend beyond the requirements of Texas State law with a comprehensive curriculum for students in grades pre-kindergarten through twelve. The elementary program focuses on essential knowledge and skills in reading, language arts and mathematics, with strong program in the arts, sciences, and physical education and health. The secondary program is designed to provide academic foundations for college and/or entry level work skills for students in the vocational program. The District is recognized statewide for its special education program. Special programs are designed for all special populations (gifted and talented, deaf, advanced academic placement, etc.).

**Community Education**

Over 6,000 children and adults participate in after-school and evening programs annually. School campuses are utilized to provide educational opportunities for citizens of all ages. Courses are offered at moderate tuition fees to encourage participation. All courses are self-supportive.

**GENERAL AND STATISTICAL INFORMATION\***

**General Information**

The District, located primarily in Comal County, Texas (the "County"), a pioneer German settlement created in 1846 from Bexar, Gonzales and Travis Counties, Texas, is a scenic Southwest county named after the Comal River. The District also extends into part of Guadalupe County.

The City of New Braunfels, Texas (the "City"), the county seat of Comal County, is located in the southeast part of the County approximately twenty-five miles north of San Antonio on Interstate Highway 35 and forty miles south of Austin on Interstate Highway 35.

\* See "INTRODUCTION - COVID-19"

**Population**

<u>Census Report</u>	<u>City of New Braunfels</u>	<u>Comal County</u>
2020 Est.	95,782	163,539
2010	57,740	108,472
2000	36,464	78,021
1990	30,402	58,905
1980	22,402	36,446

**Labor Force Statistics - Comal County**

	2020	2019	Annual Average 2018	2017	2016
Civilian Labor Force	74,950	73,333	70,132	66,826	63,539
Total Employed	<u>70,311</u>	<u>71,149</u>	<u>67,878</u>	<u>64,580</u>	<u>61,229</u>
Total Unemployed	4,639	2,184	2,254	2,246	2,310
% Unemployed	6.2%	3.0%	3.2%	3.4%	3.6%
% Unemployed (Texas)	7.6%	3.5%	3.7%	4.3%	4.6%
% Unemployed (United States)	8.1%	3.7%	3.9%	4.4%	4.9%

Source: Texas Workforce Commission - Economic Research and Analysis Department, and United States Department of Labor.

**Major Employers**

The County has been economically stable for many years because of the industries located there. A list of the major non-governmental employers, their products and number of employees as reported by the Greater New Braunfels Chamber of Commerce follows:

<u>Name</u>	<u>Product</u>	<u>Approximate Number of Employees</u>
Schlitterbahn	Waterpark and Resort	2,300*
Wal Mart Distribution Center	Distribution Center	1,215
Sysco	Food Products Supplier	780
Hunter Industries/Colorado Materials	Highway Contractor/Material Supplier	765
HD Supply Facilities Maintenance	Call Center	538
Rush Enterprises, Inc.	Heavy Duty Truck Dealer	521
Resolute Health	Hospital	487
CHRISTUS Santa Rosa Hospital - New Braunfels	Hospital	440
CBE	Call Center	350
IBEX Global	Call Center	328

\* The Schlitterbahn Water Park, located on 100 acres in the City, is a large seasonal employer. The operating season is Memorial Day through Labor Day, during which time approximately 1,800 people are employed.

In addition to the foregoing, estimated County, City and School District current employment figures follow:

Comal County .....	792*
City of New Braunfels .....	646*
New Braunfels Utilities .....	243
New Braunfels ISD .....	1,004
Comal ISD .....	3,006

\* Includes part-time and seasonal employees.

**Employment and Wages by Industry - Comal County**

	Number of Employees			
	Fourth Quarter 2020	Fourth Quarter 2019	Fourth Quarter 2018	Fourth Quarter 2017
Natural Resources and Mining	770	712	713	609
Construction	7,221	6,095	5,392	5,662
Manufacturing	3,224	3,089	3,125	3,018
Trade, Transportation & Utilities	14,326	13,703	13,291	12,918
Information	558	643	635	593
Financial Activities	2,411	2,204	1,923	1,744
Professional and Business Services	7,125	7,007	7,170	6,518
Education and Health Services	7,609	7,483	7,253	6,880
Leisure and Hospitality	8,286	10,833	8,873	8,328
Other Services	1,829	1,690	2,008	1,717
Unclassified	54	43	41	70
Federal Government	251	224	224	210
State Government	211	200	200	171
Local Government	<u>6,886</u>	<u>5,925</u>	<u>5,853</u>	<u>5,651</u>
Total Employment	60,762	59,853	56,703	54,091
Total Wages	\$805,783,518	\$649,173,566	\$648,719,561	\$602,993,971

Source: Labor Market and Career Information Department, Texas Workforce Commission.

**Educational Facilities**

Other local public school facilities are provided through the New Braunfels Independent School District. Enrollment records follow:

School Year	New Braunfels ISD	
	Membership	Avg. Daily Attendance
2010-11	7,918	7,680
2011-12	7,965	7,648
2012-13	8,093	7,769
2013-14	8,202	7,873
2014-15	8,393	8,057
2015-16	8,420	8,083
2016-17	8,583	8,068
2017-18	8,925	8,432
2018-19	9,237	8,634
2019-20	9,524	8,904
2020-21	9,253	8,782
2021-22 *	9,641	8,810

\* As of Fall 2021.

The preceding enrollment figures do not include enrollment at the four private and parochial schools.

Higher educational facilities include Texas Lutheran University - Seguin, approximately 13 miles from New Braunfels; Texas State University - San Marcos, approximately 15 miles from New Braunfels; and eight colleges and/or universities located in San Antonio, approximately 35 miles from New Braunfels. Planned higher educational facilities include the future Howard-Payne University campus which will be part of the proposed Veramendi development project. Currently, Howard-Payne University offers courses at New Braunfels High School and online. In addition, Wayland Baptist University has moved into a 10,000 sq. ft. educational space adding more higher education opportunities in the surrounding community.

The Central Texas Technology Center. The CTTC is a District Workforce Specialty Campus. It is the area's first higher education facility dedicated to technology and it is a collaborative effort of the governing bodies and business development agencies of New Braunfels, Seguin and the Alamo Colleges. Alamo Colleges runs the programs and classes that provide college level education and training to residents of Comal, Guadalupe, Hays, Bexar and Wilson

counties. In 2015, The U.S. Department of Commerce and Economic Development Administration awarded Alamo Colleges at \$1.25 million dollar grant to help double the size of the CTTC. These funds joined \$5 million already committed to the project and paved the way for the expansion project which was completed in 2016.

### **Health Care**

The City has two hospitals, CHRISTUS Santa Rosa Hospital-New Braunfels (CSRH-NB) and Resolute Health. CSRH-NB is a full-service, 94-private bed facility that continues to expand to meet the needs of New Braunfels' strong population growth. CSRH-NB employs more than 475 full and part time Associates and provides privileges to more than 150 physician staff members and nearly 100 volunteers. Innovative equipment and procedures are utilized, including an Outpatient Imaging Center, orthopedic and surgical services, rehabilitation, a renovated birthing center, including 24/7 neonatal coverage, emergency care, wound care/hyperbaric center, comprehensive heart care, from diagnostics to open-heart surgery, and a freestanding Emergency Center at Creekside Town Center. Resolute Health opened in June 2014 and employs about 600 associates. Resolute Health invested \$250 million into the 365,000 square-foot facility which has 125 beds in all-private rooms and offers a broad range of specialty services, including cardiovascular, orthopedics, oncology, imaging, wound care, rehabilitation and obstetrics. It is the only Level III neonatal intensive care unit in the area. The new hospital serves as the cornerstone of Resolute Health, a network of care in New Braunfels, which is located roughly 30 miles northeast of San Antonio. New Braunfels Regional Rehabilitation Hospital is a 40-bed hospital that specializes in severe head and neck/stroke patients. More than 160 employees work at the \$28 million dollar, 40-bed facility. Bexar County, University of Texas and U. S. Veterans Administration medical facilities are located in nearby northwest San Antonio.

### **Community Services**

The New Braunfels and Canyon Lake area contains approximately 26 motels/hotels, 27 resorts and condominiums, 22 campgrounds and RV parks, and 28 bed and breakfast/vacation home rentals. In addition, there are numerous other facilities available in San Antonio and adjoining towns.

The City has several museums, a library, two radio stations, and a newspaper which is published six days a week. In addition, one weekly newspaper is published in Comal County. Both the San Antonio and Austin daily newspapers are available. There are numerous radio stations, three commercial television stations, cable and satellite television, and one educational television station in San Antonio that serve the New Braunfels area.

Over thirty denominations are represented in more than seventy churches in the City. Those not represented generally are available in nearby San Antonio.

### **Transportation**

The City is served by Interstate Highway 35 (U.S. 81) and State Highway 46. Loop 337 circles the City and numerous Farm and Ranch Roads traverse the County. Railroads include the Union Pacific and Missouri Kansas and Texas Lines. The City's airport facility encompasses 1,000 acres and has four runways, four taxiways, and a parking ramp. The airport runways are of all asphalt construction with threshold lights and full runway lights. Jet fuel, aviation gas, and car rentals are available at the airport. The airport, located some four miles from the City, is reported to have an average of 75 flights per day. The New Braunfels Airport is also used for corporate flights. Greyhound/Trailways Bus Lines and several motor freight lines also serve the City.

### **Tourism and Recreation**

Located in the heart of the City are Comal Springs and Landa Park, a 300-acre park, which includes an 18-hole golf course, tennis courts, large picnic and playground areas, an Olympic-size swimming pool, and the largest spring-fed swimming pool in Texas. Schlitterbahn Waterpark Resort in New Braunfels is recognized annually as one of the best waterparks in the country. Numerous additional golf courses are available in the region.

Natural Bridge Caverns, the state's largest caverns, and Natural Bridge Wildlife Ranch are major tourist attractions located in the southern part of Comal County. Scenic drives and historic sites also attract many tourists to the area.

Canoeing, tubing, rafting, kayaking and other white water sports on the Guadalupe River are very popular.

Canyon Lake, located twenty miles from the City, is a popular water-resort area for sailing, boating, fishing, water skiing and scuba diving. Several parks have been established around the Lake.

Annual celebrations include the Comal County Fair, one of the oldest and best attended County fairs in the State, and the "Wurstfest." The annual "Wurstfest" is a ten-day event that starts on the Friday before the first Monday in November. Average annual attendance exceeds 125,000 with income from admissions and concessions sales well in excess of \$3,000,000.

The City constructed a Civic Center in 1971 which contributes materially to tourist income. In addition, the City built a new civic center and renovated the existing space in July 2008.

### **Utilities**

The Guadalupe River provides NBU and the City of New Braunfels with a source of good quality and quantity of water. Well water from the Edwards Aquifer and the Trinity Aquifer is also available in most of the unincorporated areas of the County. The Guadalupe River, Comal River and Canyon Lake help to assure future water supply. Sale of water from Canyon Lake is in the control of the Guadalupe-Blanco River Authority. Water districts serve the eastern part of the County.

Electricity is available throughout the City and is provided by NBU which also serves approximately 5,300 customers in the surrounding rural area. GVEC and PEC also provide electric services to some areas of the City.

Natural Gas is available to the residents of the City from Enterprise Texas Pipeline, L.P., and distributed by Centerpoint Energy. In other areas where natural gas is not available, butane and propane gas service is available by truck delivery.

The City's telephone service is provided by AT&T, Inc. and Time Warner Cable, with other County areas being served by the Guadalupe Valley Telephone Cooperative (GVTC).



## **APPENDIX C**

### **Audited Financial Statements**

The information contained in this appendix consists of the Comal Independent School District Audited Financial Statements (the "Report") for the fiscal year ended June 30, 2021.

The information presented represents only a part of the Report and does not purport to be a complete statement of the District's financial condition. Reference is made to the complete Annual Audit Report for additional information.

(this page intentionally left blank)

# COMAL INDEPENDENT SCHOOL DISTRICT

ANNUAL COMPREHENSIVE FINANCIAL REPORT  
FISCAL YEAR ENDED JUNE 30, 2021



## OFFICIALS ISSUING REPORT

Crystal Hermesch, Chief Financial Officer

Kathy Hanlon, Director of Accounting

Comal Independent School District  
New Braunfels, Texas

## **INTRODUCTORY SECTION**


CERTIFICATE OF BOARD

Comal Independent School District  
Name of School District


Comal  
County

046902  
Co.-Dist. Number

We, the undersigned, certify that the attached annual financial reports of the above named school district were reviewed and (check one)  approved  disapproved for the year ended June 30, 2021, at a meeting of the Board of Trustees of such school district on the 18<sup>th</sup> day of November, 2021.



Signature of Board Secretary



Signature of Board President

If the Board of Trustees disapproved of the auditor's report, the reason(s) for disapproving it is (are):  
(attach list as necessary.)



November 18, 2021

To the Board of Trustees and the Citizens of Comal Independent School District:

The Annual Comprehensive Financial Report of the Comal Independent School District (the “District”) for the fiscal year ended June 30, 2021 is hereby submitted. This report has been prepared to provide the Board of Trustees (the “Board”), representatives of financial institutions and rating agencies, the citizenry of the District, and other interested parties information concerning the financial condition of the District.

Responsibility for both the accuracy of the data and the completeness and fairness of the presentation, including all disclosures, rests with the District. To the best of our knowledge and belief, the enclosed data is accurate in all material respects and is reported in a manner designed to present fairly the financial position and results of operations of the various funds of the District. All disclosures necessary to enable the reader to gain an understanding of the District’s financial activities have been included.

The Annual Comprehensive Financial Report is presented in four sections: (1) introductory, (2) financial, (3) statistical, and (4) federal awards. The introductory section includes the transmittal letter, a listing of the District’s principal officials and advisors, and an organization chart of the District. The financial section includes Management’s Discussion and Analysis (“MD&A”), basic financial statements, combining and individual fund statements and schedules, and required Texas Education Agency schedules, as well as the independent auditor’s report on the financial statements. The MD&A is a narrative introduction, overview, and analysis to accompany the basic financial statements. This letter of transmittal is designed to complement the MD&A and should be read in conjunction with it. The District’s MD&A can be found immediately following the report of the independent auditors. The statistical section consists of unaudited tables which reflect both financial and demographic information. This data is for the purpose of presenting social and economic information, financial trends and fiscal capacity of the District, and is generally presented on a multi-year basis. The federal awards section includes the single audit reports prepared in conformity with the provisions of Title 2 U.S. Code of Federal Regulations Part 200, *Uniform Administrative Requirements, Cost Principles, and Audit Requirements for Federal Awards* (Uniform Guidance).

This report includes all funds of the District. The District is a public school system offering early childhood education, pre-kindergarten, and full kindergarten through grade 12 educational opportunities for all school age residents within its geographic boundaries. All activities over which the District’s Board exercises authority and/or oversight responsibilities are included.

A component unit is a legally separate organization that a primary government must include as part of its financial reporting entity for fair presentation in conformity with accounting principles generally accepted in the United States of America (“GAAP”). The District is not a component unit nor does it have component units.

## **GOVERNING BODY**

The District is governed by a seven member Board, each elected to a single-member district to serve three year terms of office. Elections are held in May. Board officers are elected by the members of the Board.

Regular meetings are scheduled the fourth Thursday of the month and are held in the Support Services Board Room. Special called meetings, committee meetings, and workshop sessions are scheduled as needed and announced to the public in compliance with public notice requirements.

The Board has final control over local school matters limited only by the state legislature, the court system, and by the will of its citizens as expressed in school Board elections and bond referendums. Board decisions are based on a majority vote of those present.

In general, the Board is responsible for adopting policy, employing and evaluating the Superintendent, and overseeing the operations of the District and its schools. The Board is also responsible for setting the tax rate, adopting the annual budget along with periodic amendments, setting salary schedules, approving pay increases, and serving as a board of appeals in personnel and student matters.

## **GENERAL INFORMATION**

The District spans 589 square miles of central Texas, including parts of five central Texas counties: Comal, Bexar, Hays, Kendall, and Guadalupe. Within the District are the communities of Canyon Lake, Sattler, Startzville, Hancock, Fischer, Spring Branch, Smithson Valley, Bulverde, Garden Ridge, and part of the cities of San Antonio and New Braunfels. Major highways crossing the District include Interstate 35, U.S. Highway 281, and Texas Highway 46. The District was established in the early 1950's by farmers and ranchers surrounding the City of New Braunfels. The District can generally be characterized as a mix of rural and suburban areas in the Austin to San Antonio Interstate Highway 35 corridor. The District is in relative proximity to the five largest cities in the state of Texas - Austin, Dallas, Ft. Worth, Houston, and San Antonio.

The District has thirty-two instructional campuses - seven high schools, seven middle schools, eighteen elementary schools and one alternative learning center. The latest new elementary campus was opened in August of 2013. The district opened two new middle schools in 2018 along with one new high school in 2020 and one new high school in 2021.

The District finished the year ended June 30, 2021 with a total student population of 25,843. The District's student enrollment has increased by over 17% over the last five years and annual growth of over 4%-4.5% is expected in the future. The District continues to become more ethnically diverse. Recent statistics indicate a student population that is approximately forty-one percent Hispanic, three percent African-American, and fifty-one percent Caucasian.

## **ECONOMIC CONDITION AND OUTLOOK**

The fast-growth district is located approximately 20 miles north of San Antonio. It benefits from its proximity to San Antonio and Austin, as roughly two-thirds of its working population commutes to these labor markets. The State unemployment rate of 6.5 percent, the San Antonio unemployment rate of 6.0 percent and the New Braunfels unemployment rate of 5.4 percent all fall below the state rate.

The local economy of New Braunfels is heavily focused on leisure and entertainment. There are two major tourist destinations adjacent to downtown: Schlitterbahn, the largest water park in the U.S., and Gruene, a retail/entertainment center. Between cultural tourism and tourist visits to the Comal River, it is estimated New Braunfels receives approximately 3 million visitors a year.

The District is the second-fastest growing district by percent in the San Antonio region, over a ten-year period. In terms of annual housing starts, the District is second only to Northside ISD, a district with more than 100,000 students. In the first quarter of 2021, the District closed 685 new homes. 2021 new home starts as of the first quarter of 2021 reached 727 units. There are currently more than 3,791 vacant developed lots ready for builders within the District.

New housing is in a position for continued growth throughout the remainder of 2021, 2022 and the foreseeable future. Home prices are climbing due to high demand and low inventories of existing homes. The highest concentration of new housing is taking place along the Highway 281 and Interstate 35 corridors. Property value in the District increased 7.2 percent in 2015-16 over 2014-15, 7.9 percent in 2016-17 over 2015-16, 11.6 percent in 2017-18 over 2016-17, 7.6 percent in 2018-19 over 2017-18, 13.0 percent in 2019-20 over 2018-19, and 8.4% in 2020-21 over 2019-20.

## **FINANCIAL INFORMATION**

The District takes pride in its commitment to fiscal management through integrity, prudent stewardship, planning, accountability, full disclosure and communication. This philosophy has generated a strong fund balance over the years and allowed the District to sustain high quality educational services, even in the most trying financial times.

### Internal Control

Management is responsible for designing, implementing and maintaining adequate, efficient, and effective systems of internal control. These systems of control provide reasonable, but not absolute, assurance that:

- District assets and critical records are safeguarded from loss, theft, or misuse;
- Authorized transactions are promptly and accurately recorded;
- District resources are efficiently and economically employed; and,
- Financial reports are prepared in accordance with GAAP.

The internal control structure is designed to provide reasonable, but not absolute, assurance that these objectives are met. The concept of “reasonable assurance” recognizes that (1) the cost of a control should not exceed the benefits likely to be derived from its implementation; and (2) the valuation of cost and benefits requires estimates and judgments by management. Management believes the internal controls adequately meet the above objectives.

The District has an internal review process and dedicated staff to assure these objectives are met, and the Board has an Audit Committee that receives direct reports of any suspected fraudulent activity from an independent service.

### Long-Term Financial Planning

As one of the largest and fastest growing districts in the state, the District must plan ahead. Student enrollment and demographics drive the District’s planning process along with the Board’s commitment to providing the best education possible for our students. The District’s strategic priorities are: Maximize Academic Performance, Prepare Classrooms and Facilities for Learning, Embrace Choice and Recruit, Develop and Coach Talent. The planning process begins with data analysis of academic and operational results and leads to the development of district and campus plans and educational opportunities to achieve the District’s priorities. This planning process identifies the needs of the District that drive the district and campus plans and the prioritized allocation of all District resources.



It is the responsibility of the Business Services department to oversee the financial planning, tracking and accounting for the finances of the District in serving the communities, students and staff. The Superintendent and leadership team oversee and communicate all the elements involved in the strategic and financial planning process for the District on a long-term basis each fiscal year.

The long-term financial plan for the District calls for the General Fund to maintain a year-end fund balance in the range of three month of operations. However, there are many factors outside of the District's control that influence the District's ability to maintain this long-term, primarily the state's ability to maintain funding for public K-12 education.

### Financial Policies

Comal ISD strives to maintain financial practices to ensure its long-term financial health. The District's General Fund has a fund balance target of three months of regular operations. The District has achieved this target. The District also monitors its debt rate structure when planning for future capital projects to accommodate student enrollment growth to ensure that future impacts to the debt tax rate are acceptable.

### Budgetary Control

State law requires that every local education agency in Texas prepare and file an annual budget of anticipated revenues and expenditures with the Texas Education Agency. The objective of budgetary controls is to ensure compliance with legal provisions embodied in the annual budget approved by the Board. The budget itself is prepared utilizing a detailed line item approach for Governmental Fund types and is prepared in accordance with the budgeting requirements as outlined in the Financial Accountability System Resource Guide for Texas school districts.

The District also maintains an encumbrance accounting system as a budgetary control. Outstanding encumbrances at the end of the fiscal year are rolled forward into the subsequent fiscal period and budget amendments are implemented accordingly.

It is the intent of the District that the budgetary process results in the most effective mix of the educational and financial resources available while attaining the priorities and objectives of the District. The ultimate decision of the level of funding and the programs to be funded rests with the Board. After considering all factors, the Board sets an ad valorem tax rate that generates sufficient revenues to support the expenditure budget of the District.

The budget may be amended during the year to address unanticipated or changing needs of the District. A change to functional expenditure categories or other sources and uses accounts requires Board approval.

### **INDEPENDENT AUDIT**

The Texas Education Code requires an annual audit of the District's financial statements by independent certified public accountants selected by the Board. In addition to meeting the requirements set forth in state statutes, the audit is designed to also meet the requirements of the Uniform Guidance. The independent auditor's report on the basic financial statements, the combining and individual fund statements and schedules, and the required Texas Education Agency schedules are included in the financial section of this report.

### **AWARDS**

The Government Finance Officers Association of the United States and Canada (GFOA) awards a Certificate of Achievement for Excellence in Financial Reporting to a district for its Annual Comprehensive Financial Report. In order to be awarded a Certificate of Achievement, a government unit must publish an easily readable and efficiently organized annual comprehensive financial report. The report must also satisfy both generally accepted accounting principles and applicable legal requirements.

A Certificate of Achievement was awarded to the district for the 2019-20 Annual Comprehensive Financial Report and is valid for a period of one year only. We believe the current annual comprehensive financial report will meet the Certificate of Achievement Program's requirements and we are submitting it to the GFOA to determine its eligibility for a certificate.

The Financial Integrity Rating System of Texas (FIRST), a financial accountability system for Texas school districts, was developed by the Texas Education Agency in response to Senate Bill 875 of the 76<sup>th</sup> Texas Legislature in 1999. The primary goal of FIRST is to achieve quality performance in the management of school districts' financial resources, a goal made more significant due to the complexity of accounting associated with the Texas school finance system. The District was awarded a near-perfect score and the "Superior" rating under Texas' schools FIRST financial accountability rating system for the eighteenth year. The "Superior" rating is the highest possible financial rating, demonstrating the quality of the District's sound fiscal management and reporting systems.

#### **ACKNOWLEDGMENTS**

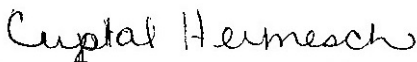
The preparation of this report on a timely basis could not have been accomplished without the dedicated services of the Business Services staff. We would like to express our appreciation for their contributions to its presentation. Acknowledgment is also given to ABIP, PC for their assistance in the production of this report. Finally, we would like to thank the Board for their continued support of the District's objective of excellence in all aspects of financial management.

Respectfully submitted,



---

Andrew B. Kim, Superintendent of Schools



---

Crystal Hermes, Chief Financial Officer



---

Kathy Hanlon, Director of Accounting

**COMAL INDEPENDENT SCHOOL DISTRICT**  
**ANNUAL COMPREHENSIVE INANCIAL REPORT**

**Year ended June 30, 2021**

**PRINCIPAL OFFICIALS AND ADVISORS**

**BOARD OF TRUSTEES**

Jason York ..... President  
Michelle Ross ..... Vice-President  
Marty Bartlett ..... Treasurer  
Tim Hennessee ..... Secretary  
Russell Garner ..... Member  
Courtney Biasatti ..... Member  
Cody Mueller ..... Member

**ADMINISTRATIVE STAFF**

Andrew Kim ..... Superintendent  
Kristen Lueck ..... Assistant Superintendent for Curriculum and Instructional Design  
Crystal Hermesch ..... Chief Financial Officer  
Krista Moffatt ..... Assistant Superintendent of Elementary School Improvement  
Corbee Wunderlich ..... Assistant Superintendent of Secondary School Improvement  
Bobbi Supak ..... Executive Director of Human Resources and Customer Services  
Mandy Epley ..... Assistant Superintendent for Strategic Initiatives and Programs  
Steven Stanford ..... Assistant Superintendent of Communications/Organizational Alignment  
David Andersen ..... Deputy Superintendent for School Operations  
Kathy Hanlon ..... Director of Accounting

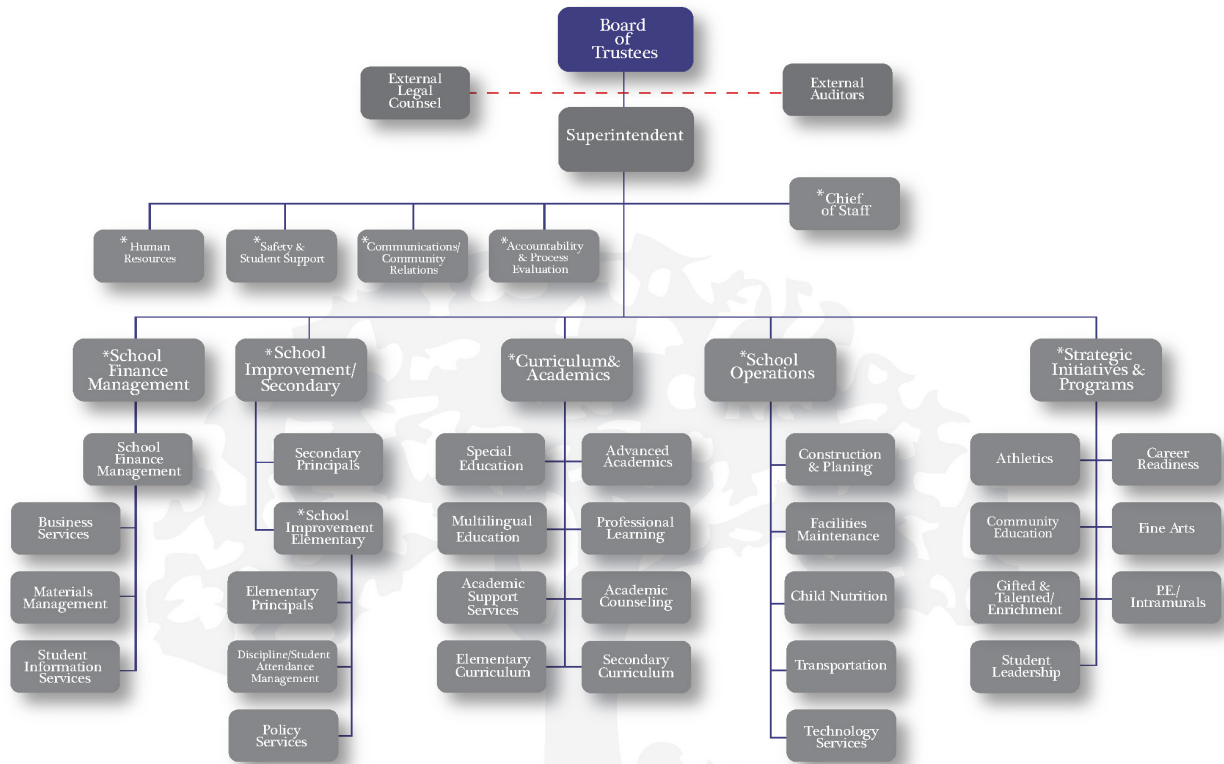
**CONSULTANTS, ADVISORS AND INDEPENDENT AUDITORS**

ABIP, PC ..... Independent Auditors  
San Antonio, Texas  
SAMCO Capital Markets ..... Financial Advisors  
San Antonio, Texas  
Escamilla Poneck LLP ..... Legal and Bond Counsel  
San Antonio, Texas  
Norton Rose Fulbright US LLP ..... Bond Counsel  
San Antonio, Texas

**COMAL INDEPENDENT SCHOOL DISTRICT**  
**ANNUAL COMPREHENSIVE INANCIAL REPORT**

**Year ended June 30, 2021**

## CommunicationFlow



\* Denotes Superintendent Team

Communications Department - Revised 06/2020



Government Finance Officers Association

Certificate of  
Achievement  
for Excellence  
in Financial  
Reporting

Presented to

**Comal Independent School District  
Texas**

For its Comprehensive Annual  
Financial Report  
For the Fiscal Year Ended

June 30, 2020

*Christopher P. Morill*

Executive Director/CEO

## **FINANCIAL SECTION**



## INDEPENDENT AUDITOR'S REPORT

To: The Board of Trustees  
Comal Independent School District

### **Report on the Financial Statements**

We have audited the accompanying financial statements of the governmental activities, the business-type activities, each major fund, and the aggregate remaining fund information of Comal Independent School District (District), as of and for the year ended June 30, 2021, and the related notes to the financial statements, which collectively comprise the District's basic financial statements as listed in the table of contents.

### ***Management's Responsibility for the Financial Statements***

Management is responsible for the preparation and fair presentation of these financial statements in accordance with accounting principles generally accepted in the United States of America; this includes the design, implementation, and maintenance of internal control relevant to the preparation and fair presentation of financial statements that are free from material misstatement, whether due to fraud or error.

### ***Auditor's Responsibility***

Our responsibility is to express opinions on these financial statements based on our audit. We conducted our audit in accordance with auditing standards generally accepted in the United States of America and the standards applicable to financial audits contained in *Government Auditing Standards*, issued by the Comptroller General of the United States. Those standards require that we plan and perform the audit to obtain reasonable assurance about whether the financial statements are free from material misstatement.

An audit involves performing procedures to obtain audit evidence about the amounts and disclosures in the financial statements. The procedures selected depend on the auditor's judgment, including the assessment of the risks of material misstatement of the financial statements, whether due to fraud or error. In making those risk assessments, the auditor considers internal control relevant to the entity's preparation and fair presentation of the financial statements in order to design audit procedures that are appropriate in the circumstances, but not for the purpose of expressing an opinion on the effectiveness of the entity's internal control. Accordingly, we express no such opinion. An audit also includes evaluating the appropriateness of accounting policies used and the reasonableness of significant accounting estimates made by management, as well as evaluating the overall presentation of the financial statements.

We believe that the audit evidence we have obtained is sufficient and appropriate to provide a basis for our audit opinions.

## ***Opinions***

In our opinion, the accompanying financial statements referred to above present fairly, in all material respects, the respective financial position of the governmental activities, the business-type activities, each major fund, and the aggregate remaining fund information of Comal Independent School District as of June 30, 2021, and the respective changes in financial position and, where applicable, cash flows thereof and the respective budgetary comparison for the General Fund for the year then ended in accordance with accounting principles generally accepted in the United States of America.

## ***Other Matters***

### *Required Supplementary Information*

Accounting principles generally accepted in the United States of America require that the management's discussion and analysis, the schedules of the District's proportionate share of the net pension and OPEB liability-Teacher Retirement System of Texas; and the schedules of District contributions - Teacher Retirement System of Texas on pages 5 through 13 and pages 63 through 66, be presented to supplement the basic financial statements. Such information, although not a part of the basic financial statements, is required by the Governmental Accounting Standards Board, who considers it to be an essential part of financial reporting for placing the basic financial statements in an appropriate operational, economic, or historical context. We have applied certain limited procedures to the required supplementary information in accordance with auditing standards generally accepted in the United States of America, which consisted of inquiries of management about the methods of preparing the information and comparing the information for consistency with management's responses to our inquiries, the basic financial statements, and other knowledge we obtained during our audit of the basic financial statements. We do not express an opinion or provide any assurance on the information because the limited procedures do not provide us with sufficient evidence to express an opinion or provide any assurance.

### *Other Information*

Our audit was conducted for the purpose of forming opinions on the financial statements that collectively comprise the District's basic financial statements. The introductory section, combining and individual nonmajor fund statements and schedules, required Texas Education Agency schedules, and statistical section, are presented for purposes of additional analysis and are not a required part of the basic financial statements. The schedule of expenditures of federal awards is presented for purposes of additional analysis as required by Title 2 U.S. *Code of Federal Regulations* Part 200, *Uniform Administrative Requirements, Cost Principles, and Audit Requirements for Federal Awards*, and the other information such as the introductory and statistical section are presented for purposes of additional analysis and are not a required part of the basic financial statements.

The combining and individual nonmajor fund statements and schedules, required Texas Education Agency schedules, and the schedule of expenditures of federal awards are the responsibility of management and were derived from and relate directly to the underlying accounting and other records used to prepare the basic financial statements. Such information has been subjected to the auditing procedures applied in the audit of the basic financial statements and certain additional procedures, including comparing and reconciling such information directly to the underlying accounting and other records used to prepare the basic financial statements or to the basic financial statements themselves, and other additional procedures in accordance with auditing standards generally accepted in the United States of America. In our opinion, the combining and individual fund statements and schedules, required Texas Education Agency schedules and the schedule of expenditures of federal awards are fairly stated, in all material respects, in relation to the basic financial statements as a whole.

The introductory and statistical sections have not been subjected to the auditing procedures applied in the audit of the basic financial statements and, accordingly, we do not express an opinion or provide any assurance on them.



**Other Reporting Required by *Government Auditing Standards***

In accordance with *Government Auditing Standards*, we have also issued our report dated November 18, 2021 on our consideration of the District's internal control over financial reporting and on our tests of its compliance with certain provisions of laws, regulations, contracts, and grant agreements and other matters. The purpose of that report is solely to describe the scope of our testing of internal control over financial reporting and compliance and the results of that testing, and not to provide an opinion on the effectiveness of the District's internal control over financial reporting or on compliance. That report is an integral part of an audit performed in accordance with *Government Auditing Standards* in considering the District's internal control over financial reporting and compliance.

ABIP, PC

San Antonio, Texas

November 18, 2021

**COMAL INDEPENDENT SCHOOL DISTRICT**  
**MANAGEMENT’S DISCUSSION AND ANALYSIS**

**Year ended June 30, 2021**

This section of the annual financial report, we, the managers of Comal Independent School District (the “District”), discuss and analyze the District’s financial performance for the year ended June 30, 2021. Please read it in conjunction with the independent auditor’s report on pages 1 through 3, and the District’s basic financial statements.

**FINANCIAL HIGHLIGHTS**

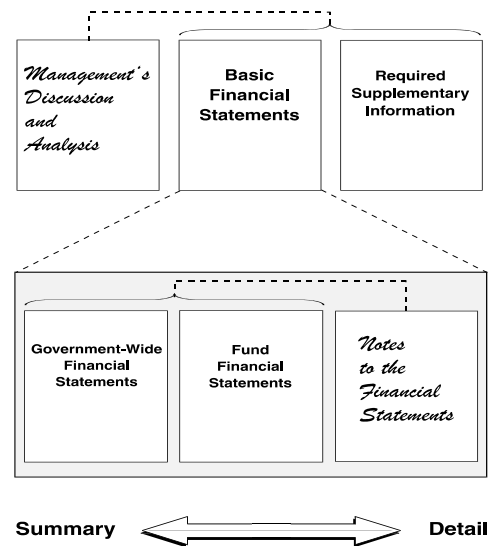
- The liabilities and deferred inflows of resources of the District exceeded its assets and deferred outflows of resources at the close of the most recent period by \$14,932,519. Of this amount, \$68,643,066 is a deficit unrestricted net position. The deficit unrestricted net position is the result of current year adjustments related to pension and other postemployment benefits reporting requirements.
- As of the close of the current fiscal year, the District’s governmental funds reported combined ending fund balances of \$87,654,521. Approximately 60 percent of this total amount, \$52,661,533, is available for spending at the District’s discretion (unassigned fund balance). Fund balance of \$13,657,164, about 15.6 percent, is restricted for current and future capital projects.
- At the end of the current fiscal year, unassigned fund balance for the General Fund was \$52,661,533, or 23 percent of the total General Fund expenditures.

**OVERVIEW OF THE FINANCIAL STATEMENTS**

This annual report consists of three parts—*management’s discussion and analysis* (this section), the *basic financial statements*, and *required supplementary information*. The basic financial statements include two kinds of statements that present different views of the District:

- The first two statements are *government-wide financial statements* that provide both *long-term* and *short-term* information about the District’s overall financial status.
- The remaining statements are *fund financial statements* that focus on *individual parts* of the government, reporting the District’s operations in more detail than the government-wide statements.
- *The governmental funds* statements tell how *general government* services were financed in the *short-term* as well as what remains for future spending.
- *Proprietary fund* statements offer *short* and *long-term* financial information about the activities the government operates *like businesses*, such as catering services.
- *Fiduciary fund* statements provide information about the financial relationships in which the District acts solely as a *trustee or agent* for the benefit of others, to whom the resources in question belong.

**Figure A-1, Required Components of the District’s Annual Financial Report**



The financial statements also include notes that explain some of the information in the financial statements and provide more detailed data. The statements are followed by a section of *required supplementary information* that further explains and supports the information in the financial statements. Figure A-1 shows how the required parts of this annual report are arranged and relate to one another.

Figure A-2, Major Features of the District's Government-wide and Fund Financial Statements				
Type of Statements	Fund Statements			
	Government-wide	Governmental Funds	Proprietary Funds	Fiduciary Funds
<i>Scope</i>	Entire District's government except fiduciary funds	The activities of the District that are not proprietary or fiduciary	Activities the District operates similar to private businesses	Instances in which the District is the trustee or agent for someone else's resources
<i>Required financial statements</i>	<ul style="list-style-type: none"> <li>● Statement of net position</li> <li>● Statement of activities</li> </ul>	<ul style="list-style-type: none"> <li>● Balance sheet</li> <li>● Statement of revenues, expenditures and changes in fund balances</li> </ul>	<ul style="list-style-type: none"> <li>● Statement of net position</li> <li>● Statement of revenues, expenses and changes in fund net position</li> <li>● Statement of cash flows</li> </ul>	<ul style="list-style-type: none"> <li>● Statement of fiduciary net position</li> <li>● Statement of changes in fiduciary net position</li> </ul>
<i>Accounting basis and measurement focus</i>	Accrual accounting and economic resources focus	Modified accrual accounting and current financial resources focus	Accrual accounting and economic resources focus	Accrual accounting and economic resources focus
<i>Type of asset / liability information</i>	All assets and deferred outflows and liabilities and deferred inflows, both financial and capital, short-term and long-term	Only assets and deferred outflows expected to be used up and liabilities and deferred inflows that come due during the year or soon thereafter; no capital assets included	All assets and deferred outflows and liabilities and deferred inflows, both financial and capital, and short-term and long-term	All assets and deferred outflows and liabilities and deferred inflows, both short-term and long-term; the District's funds do not currently contain capital assets, although they can
<i>Type of inflow / outflow information</i>	All revenues and expenses during the year, regardless of when cash is received or paid	Revenues for which cash is received during or soon after the end of the year; expenditures when goods or services have been received and payment is due during the year or soon thereafter	All revenues and expenses during the year, regardless of when cash is received or paid	All revenues and expenses during the year, regardless of when cash is received or paid

Figure A-2 summarizes the major features of the District's financial statements, including the portion of the District they cover and the types of information they contain. The remainder of this overview section of management's discussion and analysis explains the structure and contents of each of the statements.

### Government-wide Statements

The government-wide statements report information about the District as a whole using accounting methods similar to those used by private-sector companies. The statement of net position includes all of the government's assets, deferred outflows of resources, liabilities and deferred inflows of resources. All of the current year's revenues and expenses are accounted for in the statement of activities regardless of when cash is received or paid.

The two government-wide statements report the District's net position and how they have changed. Net position—the difference between the District's assets and deferred outflows of resources and liabilities and deferred inflows of resources - is one way to measure the District's financial health or *position*.

- Over time, increases or decreases in the District’s net position are an indicator of whether its financial health is improving or deteriorating, respectively.
- To assess the overall health of the District, one needs to consider additional nonfinancial factors such as changes in the District’s tax base.

The government-wide financial statements of the District include the *Governmental Activities*. Most of the District’s basic services are included here, such as instruction, extracurricular activities, curriculum and staff development, health services, and general administration. Property taxes and grants finance most of these activities. The government-wide financial statements also include the *Business-type Activities*, which accounts for catering operations for meetings held by the District.

## **Fund Financial Statements**

The fund financial statements provide more detailed information about the District’s most significant *funds*—not the District as a whole. Funds are accounting devices that the District uses to keep track of specific sources of funding and spending for particular purposes.

Some funds are required by State law and by bond covenants. The Board of Trustees (the “Board”) establishes other funds to control and manage money for particular purposes or to show that it is properly using certain taxes and grants.

The District has the following kinds of funds:

- *Governmental funds*—Most of the District’s basic services are included in governmental funds, which focus on (1) how *cash and other financial assets* that can readily be converted to cash flow in and out and (2) the balances left at year-end that are available for spending. Consequently, the governmental fund statements provide a detailed *short-term* view that helps you determine whether there are more or fewer financial resources that can be spent in the near future to finance the District’s programs. Because this information does not encompass the additional long-term focus of the government-wide statements, we provide additional information on the subsequent pages that explain the relationship (or differences) between them.
- *Proprietary funds*—Services for which the District charges customers a fee are generally reported in proprietary funds. Proprietary funds, like the government-wide statements, provide both long-term and short-term financial information.
- *Fiduciary funds*—The District is the trustee, or *fiduciary*, for certain funds. It is also responsible for other assets that—because of a trust arrangement—can be used only for the trust beneficiaries. All of the District’s fiduciary activities are reported in a separate statement of fiduciary net position and a statement of changes in fiduciary net position. We exclude these activities from the District’s government-wide financial statements because the District cannot use these assets to finance its operations.

## **GOVERNMENT-WIDE FINANCIAL ANALYSIS**

Both current period and prior year data are presented with discussion of significant changes in the accounts. Our analysis focuses on the net position (Table 1) and changes in net position (Table 2) of the District’s government-wide activities (Governmental and Business-type Activities).

This period-over-period comparison provides an indication of the District's financial well-being. Increases and decreases in net position may serve over time as a useful indicator of a government's financial position. As of June 30, 2021, the District's liabilities and deferred inflows of resources exceeded combined assets and deferred outflows of resources by \$(14,932,519), which is an increase compared to the prior year combined deficit net position of \$(25,145,610).

Table 1  
The District's Net Position

	Governmental Activities		Business-type Activities		Total	
	2021	2020	2021	2020	2021	2020
Assets:						
Current and other assets	\$ 138,030,547	\$ 203,633,298	\$ (13,546)	\$ 36,629	\$ 138,017,001	\$ 203,669,927
Capital assets	<u>773,758,825</u>	<u>733,659,933</u>	<u>-</u>	<u>-</u>	<u>773,758,825</u>	<u>733,659,933</u>
Total assets	<u>911,789,372</u>	<u>937,293,231</u>	<u>(13,546)</u>	<u>36,629</u>	<u>911,775,826</u>	<u>937,329,860</u>
Deferred outflows of resources	<u>56,378,968</u>	<u>76,183,850</u>	<u>-</u>	<u>-</u>	<u>56,378,968</u>	<u>76,183,850</u>
Liabilities:						
Current liabilities	78,630,297	81,602,024	4,212	-	78,634,509	81,602,024
Non-current liabilities	<u>851,566,273</u>	<u>916,953,751</u>	<u>-</u>	<u>-</u>	<u>851,566,273</u>	<u>916,953,751</u>
Total liabilities	<u>930,196,570</u>	<u>998,555,775</u>	<u>4,212</u>	<u>-</u>	<u>930,200,782</u>	<u>998,555,775</u>
Deferred inflows of resources	<u>52,886,531</u>	<u>40,103,545</u>	<u>-</u>	<u>-</u>	<u>52,886,531</u>	<u>40,103,545</u>
Net position:						
Net investment in capital assets	37,429,588	44,453,481	-	-	37,429,588	44,453,481
Restricted	16,280,959	17,538,814	-	-	16,280,959	17,538,814
Unrestricted	<u>(68,625,308)</u>	<u>(87,174,534)</u>	<u>(17,758)</u>	<u>36,629</u>	<u>(68,643,066)</u>	<u>(87,137,905)</u>
Total net position	<u>\$ (14,914,761)</u>	<u>\$ (25,182,239)</u>	<u>\$ (17,758)</u>	<u>\$ 36,629</u>	<u>\$ (14,932,519)</u>	<u>\$ (25,145,610)</u>

Investment in capital assets (e.g., land, construction in progress, buildings, furniture, equipment, and vehicles) less any related debt used to acquire those assets that is still outstanding is \$37,429,588. The District uses these capital assets to provide services to students; consequently, these assets are *not* available for future spending. Although the District's investment in its capital assets is reported net of related debt, it should be noted that the resources needed to repay this debt must be provided from other sources, generally property taxes, since the capital assets themselves cannot be used to liquidate these liabilities. An additional portion of the District's net position of \$16,280,959 represents resources that are subject to external restrictions on how they may be used. The remaining deficit unrestricted net position of \$68,643,066 is a result of adoption of GASB 68 and GASB 75 which combined accounts for \$122,894,047 in liabilities and net deferred outflows/inflows as of June 30, 2021.

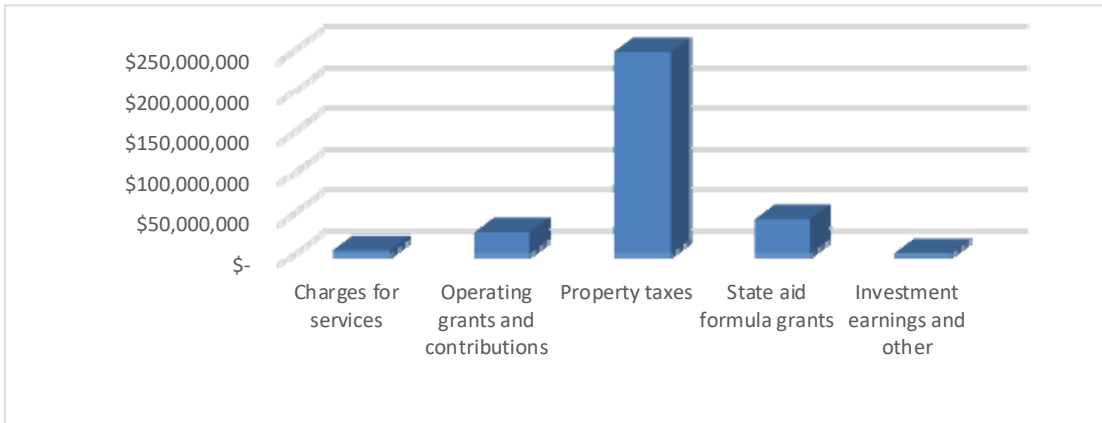
Of the total combined deficit net position balances \$(14,914,761) represents net position of governmental activities and \$(17,758) represents net position of business-type activities related to the non-major Enterprise Fund which accounts for catering operations for meetings held by the District.

Table 2  
The District's Change in Net Position

	Governmental Activities		Business-type Activities		Total	
	2021	2020	2021	2020	2021	2020
Program revenues:						
Charges for services	\$ 5,459,431	\$ 6,983,921	\$ 76,572	\$ 103,014	\$ 5,536,003	\$ 7,086,935
Operating grants and contributions	27,023,403	18,510,350	-	-	27,023,403	18,510,350
General revenues:						
Property taxes	248,105,347	233,602,622	-	-	248,105,347	233,602,622
State aid formula grants	42,827,516	42,896,215	-	-	42,827,516	42,896,215
Investment earnings and other	1,743,596	4,213,488	-	-	1,743,596	4,213,488
Total revenues	325,159,293	306,206,596	76,572	103,014	325,235,865	306,309,610
Expenses:						
Instruction and related services	172,194,347	158,431,977	-	-	172,194,347	158,431,977
Instructional and school leadership	20,508,089	19,539,427	-	-	20,508,089	19,539,427
Student support services	15,117,467	13,478,141	-	-	15,117,467	13,478,141
Student transportation services	8,464,814	8,858,259	-	-	8,464,814	8,858,259
Food services	11,519,567	10,916,077	130,959	128,146	11,650,526	11,044,223
Co-curricular and extracurricular	11,051,952	9,014,030	-	-	11,051,952	9,014,030
General administration	6,377,339	6,102,082	-	-	6,377,339	6,102,082
Facilities maintenance and operations	27,405,459	22,457,201	-	-	27,405,459	22,457,201
Nonstudent support and ancillary services	12,486,064	14,491,124	-	-	12,486,064	14,491,124
Interest and other debt service	26,402,661	29,407,964	-	-	26,402,661	29,407,964
Facilities acquisition and construction	6,555	2,661,383	-	-	6,555	2,661,383
Other	2,264,424	2,342,762	-	-	2,264,424	2,342,762
Total expenses	313,798,738	297,700,427	130,959	128,146	313,929,697	297,828,573
Change in net position	11,360,555	8,506,169	(54,387)	(25,132)	11,306,168	8,481,037
Beginning net position	(25,182,239)	(33,688,408)	36,629	61,761	(25,145,610)	(33,626,647)
Restatement of net position	(1,093,077)	-	-	-	(1,093,077)	-
Net position, beginning as restated	(26,275,316)	(33,688,408)	36,629	61,761	(26,238,687)	(33,626,647)
Ending net position	\$ (14,914,761)	\$ (25,182,239)	\$ (17,758)	\$ 36,629	\$ (14,932,519)	\$ (25,145,610)

The District's program and general revenues increased by \$18,926,255 (6%) due primarily to an increase in property tax collections and an increase in operating grants.

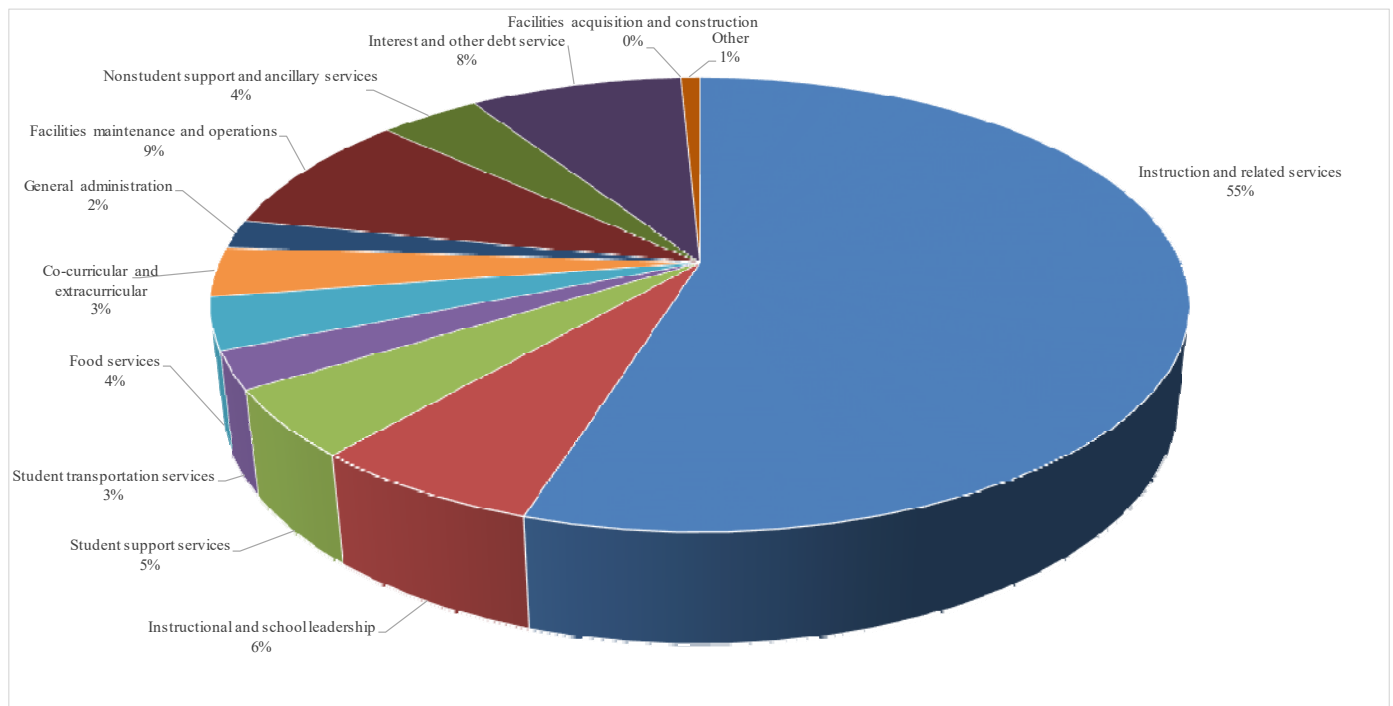
**Sources of Revenue**  
For the year ended June 30, 2021



House Bill 1, which passed during the final special legislative session in 2005, changed the way school districts receive revenue from both state and local sources. Property tax rates were “brought down” for two years and replaced with a combination of business franchise taxes and an increase in the tobacco tax. Districts that had reached the \$1.50 M&O tax cap, were compressed to \$1.33 in 2006 and \$1.00 in 2007. Local school boards retained the option of adding up to four cents to the local compressed rate without approval, and the District’s Board has exercised that option.

Under Chapter 41 of the Texas Education Code, the District’s voters approved for the District to equalize its excess wealth by either purchasing *attendance credits* from the State or purchasing *weighted average daily attendance* from other school districts. The State has mandated that a district’s property value per WADA is limited to \$319,500. When values exceed this amount a district must share its wealth with the State to equalize access to revenue. However, the final determination of whether a school district will be required to make recapture payments is based on the district’s tax effort and the extent to which the districts wealth per WADA exceeds the first equalized wealth level of \$514,000. Debt service taxes are excluded from recapture.

**Percent of District Expenses by Functional Categories**



## FINANCIAL ANALYSIS OF THE DISTRICT'S FUNDS

As noted earlier, the District uses fund accounting to ensure and demonstrate compliance with finance-related legal requirements, bond covenants, and segregation for particular purposes.

### Governmental funds

The financial performance of the District as a whole is reflected in its governmental funds. The focus of the District's *governmental funds* is to provide information on near-term inflows, outflows, and balances of *spendable resources*. Such information is useful in assessing the District's financing requirements. In particular, *unassigned fund balance* may serve as a useful measure of the District's net resources available for spending at the end of a fiscal year. As the District completed this year, its governmental funds reported a combined ending fund balance of \$87,654,521, of which \$52,661,533, or 60%, is considered unassigned and is available for spending at the District's discretion. The remainder of the fund balance is nonspendable, restricted, committed or assigned to indicate that it is not available for new spending because it has already been designated for other obligations of the District.

The General Fund is the chief operating fund of the District. Compared to last year, General Fund balance has decreased by \$1,136,523. Much of this decrease is a result of a purchase of land for school expansion to be reimbursed from bond proceeds in FY 2022. As a measure of the General Fund's liquidity, it may be useful to compare unassigned fund balance to the total fund expenditures. Unassigned fund balance represents 23% of the total General Fund expenditures.

The Debt Service Fund has a total fund balance of \$16,156,085, all of which is restricted for the payment of debt service. The net decrease in fund balance during the year in the Debt Service Fund was \$271,396.

The Series 2017 Bonds Fund is a major capital projects fund and has a total fund balance of \$12,785,013, all of which is restricted for authorized construction. This fund is for the proceeds from Series 2017 bonds.

Other governmental funds, which consist of the remaining Capital Projects and Special Revenue Funds, have total fund balance, of \$5,537,237, a \$1,719,084 decrease since last year. Overall, fund balance related to the Special Revenue Funds has decreased by \$492,345. Fund balance for the nonmajor Capital Projects Funds has decreased by \$1,226,739 as a result of District construction which is a response to continued student population growth in the District.

### BUDGETARY HIGHLIGHTS

Over the past five years, the District's enrollment has increased over 16% from an enrollment of 22,132 in 2016-17 to almost 26,000 by the end of the 2020-2021 school year. Increases to enrollment provide additional state aid, and amendments to the General Fund budget are made to provide additional resources when needed. Over the course of the year, the District revised its budget several times. All variances between the General Fund original budget and final amended budget are due to amending the budget to more closely estimate actual revenues and expenditures.



The District adopts budgets for the General Fund, the Debt Service Fund, and the National School Breakfast and Lunch Program. Overall, the General Fund finished the year ahead of budget by \$10,392,026. Actual General Fund expenditures were \$4,283,846 below final budget amounts. The most significant expenditure variances resulted in the areas of instruction and student transportation.

**CAPITAL ASSETS AND DEBT ADMINISTRATION**

**Capital assets**

The District’s investment in capital assets for its governmental activities as of June 30, 2021, amounts to \$733,758,825 (net of accumulated depreciation). This investment in capital assets includes land, construction in progress, buildings and improvements, and equipment and vehicles (including furniture and fixtures). See note 6 for more detailed analysis of FY 2021 capital asset activity.

Table 3  
District's Capital Assets

	<u>2021</u>	<u>2020</u>
Land	\$ 74,214,704	\$ 68,753,256
Construction in progress	127,880,125	179,693,447
Building and improvements	557,969,983	470,226,486
Equipment and vehicles	<u>13,694,013</u>	<u>13,893,667</u>
Total capital assets (net of accumulated depreciation)	<u>\$ 773,758,825</u>	<u>\$ 732,566,856</u>

**Long-term debt**

As of June 30, 2021, the District had total outstanding long-term debt of \$765,857,576, a decrease of \$50,905,317 from last year. Of total long-term debt outstanding as of June 30, 2021, \$671,245,179 or 88% is made up of general obligation bonds issued by the District. See note 8 for more detailed analysis of FY 2021 long-term debt activity.

The “AAA” long-term rating on the District’s bonds reflects the Texas Permanent School Fund guarantee. The District’s underlying credit rating is “Aa2” by Moody’s and “AA” by Fitch Rating Services.

State statutes have limits on the amount of general obligation debt a governmental entity may issue. A school district may not exceed \$0.50/\$100. This would leave up to an additional \$0.15 cents available on the tax rate. Based on these limitations, the District has the ability to fund future bond issues.

## **ECONOMIC FACTORS AND NEXT YEAR'S BUDGETS AND RATES**

The District spans over 589 square miles of central Texas and extends parts of Bexar, Comal, Guadalupe, Hays and Kendall counties. This District is located within the communities of Canyon Lake, Sattler, Startzville, Hancock, Fisher, Spring Branch, Smithson Valley, Bulverde, Garden Ridge and part of the cities of San Antonio, Texas and New Braunfels, Texas. The District is a diversified agricultural and manufacturing area and is located about 20 miles north of downtown San Antonio, Texas and 45 miles south of Austin, Texas.

The District's elected officials considered many factors when setting the current fiscal year budget and tax rates. Between now and 2023, student enrollment is projected to increase to 30,000 students.

The Board has approved an original budget for the General Fund for the fiscal year ended June 30, 2022, estimating revenues of \$227,563,795 and expenditures of \$231,840,772. The budget was based on a number of factors, including the following:

- Property value growth in the District is projected to be a 13.1% increase over 2020. The average home taxable value has increased from \$240,984 for 2020-21 to \$264,000 for 2021-22. The District's M&O tax rate was increased by \$0.0163 cents from \$0.9257 in 2020-21 to \$0.942 in 2021-22. The I&S rate remains unchanged at \$0.35.
- Student enrollment continues to increase in the District, with student population expected to increase from 25,843 in 2020-21 to 26,954 in 2021-22. Based on increased student enrollment, the District has projected the need to add 177 positions during the 2021-22 school year including staffing the new Pieper High School.
- Payroll accounts for 81% of the District's budget for 2021-22. The District approved two compensation plans for 2021-22:
  - Compensation Plan A (without the successful passage of a VATRE) will include no compensation increases for the 2021-2022 school year.
  - Compensation Plan B (contingent upon successful passage of a VATRE) will include a \$1.50 increase for auxiliary and instructional para-professional staff and a 3% increase for all other employees.
  - Both plans will include a retention stipend of \$400 for full time employees and \$200 for part time employees to be paid in September 2021.

## **CONTACTING THE DISTRICT'S FINANCIAL MANAGEMENT**

This financial report is designed to provide our citizens, taxpayers, customers, investors and creditors with a general overview of the District's finances as well as demonstrate accountability for funds the District receives. Questions concerning any of the information provided in this report or requests for additional information should be addressed to the Chief Financial Officer, Comal Independent School District, 1404 IH-35 North, New Braunfels, Texas 78130.

## **BASIC FINANCIAL STATEMENTS**

**COMAL INDEPENDENT SCHOOL DISTRICT**

**STATEMENT OF NET POSITION**

**June 30, 2021**

	Governmental Activities	Business-type Activities	Total
<b>ASSETS</b>			
Cash and cash equivalents	\$ 91,913,416	\$ -	\$ 91,913,416
Temporary investments	28,240,778	-	28,240,778
Receivables:			
Property taxes - delinquent	6,886,476	-	6,886,476
Allowance for uncollectible taxes	(679,696)	-	(679,696)
Due from other governments	10,544,047	-	10,544,047
Internal balances	18,203	(18,203)	-
Other receivables	474,139	4,657	478,796
Inventory	611,661	-	611,661
Prepaid items	21,523	-	21,523
Capital assets (net of depreciation):			
Land	74,214,704	-	74,214,704
Construction in progress	127,880,125	-	127,880,125
Buildings and improvements	557,969,983	-	557,969,983
Equipment and vehicles	13,694,013	-	13,694,013
Total assets	911,789,372	(13,546)	911,775,826
<b>DEFERRED OUTFLOWS OF RESOURCES</b>			
Deferred charges on bond refundings	16,743,326	-	16,743,326
Deferred outflows of resources - pension	25,905,996	-	25,905,996
Deferred outflows of resources - OPEB	13,729,646	-	13,729,646
Total deferred outflows of resources	56,378,968	-	56,378,968
<b>LIABILITIES</b>			
Accounts payable	14,782,654	4,212	14,786,866
Payroll deductions and withholdings payable	52,889	-	52,889
Accrued wages payable	19,623,744	-	19,623,744
Due to other governments	4,510,847	-	4,510,847
Accrued expenses	543,203	-	543,203
Unearned revenue	1,331,989	-	1,331,989
Bond interest payable	11,961,693	-	11,961,693
Bonds payable, due in one year	25,193,661	-	25,193,661
Compensated absences	629,617	-	629,617
Noncurrent liabilities:			
Bonds payable, due in more than one year	719,516,583	-	719,516,583
Accretion payable	21,147,332	-	21,147,332
Compensated absences	1,259,200	-	1,259,200
Net pension liability	52,448,174	-	52,448,174
OPEB liability	57,194,984	-	57,194,984
Total liabilities	930,196,570	4,212	930,200,782
<b>DEFERRED INFLOWS OF RESOURCES</b>			
Deferred inflows of resources - pension	10,866,683	-	10,866,683
Deferred inflows of resources - OPEB	42,019,848	-	42,019,848
Total deferred inflows of resources	52,886,531	-	52,886,531
<b>NET POSITION</b>			
Net investment in capital assets	37,429,588	-	37,429,588
Restricted for:			
Debt service	16,156,085	-	16,156,085
Food service	124,874	-	124,874
Unrestricted	(68,625,308)	(17,758)	(68,643,066)
Total net position	\$ (14,914,761)	\$ (17,758)	\$ (14,932,519)

The accompanying notes are an integral part of these financial statements.

**COMAL INDEPENDENT SCHOOL DISTRICT**

**STATEMENT OF ACTIVITIES**

**For the year ended June 30, 2021**

Functions / Programs	Expenses	Program Revenues		Net (Expense) Revenue and Changes in Net Position		Total
		Charges for Services	Operating Grants and Contributions	Governmental Activities	Business-type Activities	
<b>Governmental activities:</b>						
Instruction	\$ 167,135,262	\$ 3,657,515	\$ 10,233,268	\$ (153,244,479)	\$ -	\$ (153,244,479)
Instructional resources and media services	2,702,453	-	9,645	(2,692,808)	-	(2,692,808)
Curriculum and staff development	2,356,632	-	611,525	(1,745,107)	-	(1,745,107)
Instructional leadership	6,946,744	-	168,064	(6,778,680)	-	(6,778,680)
School leadership	13,561,345	-	76,096	(13,485,249)	-	(13,485,249)
Guidance, counseling, and evaluation services	9,905,306	-	961,387	(8,943,919)	-	(8,943,919)
Social work services	1,965,241	-	197,051	(1,768,190)	-	(1,768,190)
Health services	3,246,920	-	110,159	(3,136,761)	-	(3,136,761)
Student transportation	8,464,814	-	61,611	(8,403,203)	-	(8,403,203)
Food services	11,519,567	1,341,025	8,385,868	(1,792,674)	-	(1,792,674)
Extracurricular activities	11,051,952	456,481	1,872,412	(8,723,059)	-	(8,723,059)
General administration	6,377,339	4,410	98,843	(6,274,086)	-	(6,274,086)
Facilities maintenance and operations	27,405,459	-	704,225	(26,701,234)	-	(26,701,234)
Security and monitoring services	3,269,102	-	313,362	(2,955,740)	-	(2,955,740)
Data processing services	6,082,753	-	430,412	(5,652,341)	-	(5,652,341)
Community services	3,134,209	-	2,788,853	(345,356)	-	(345,356)
Interest on long-term debt	25,505,961	-	-	(25,505,961)	-	(25,505,961)
Other debt service	896,700	-	-	(896,700)	-	(896,700)
Facilities acquisition and construction	6,555	-	622	(5,933)	-	(5,933)
Juvenile justice alternative education programs	14,400	-	-	(14,400)	-	(14,400)
Other intergovernmental charges	2,250,024	-	-	(2,250,024)	-	(2,250,024)
<b>Total governmental activities</b>	<b>313,798,738</b>	<b>5,459,431</b>	<b>27,023,403</b>	<b>(281,315,904)</b>	<b>-</b>	<b>(281,315,904)</b>
<b>Business-type activities:</b>						
Food service - catering	130,959	76,572	-	-	(54,387)	(54,387)
<b>Total business-type activities</b>	<b>130,959</b>	<b>76,572</b>	<b>-</b>	<b>-</b>	<b>(54,387)</b>	<b>(54,387)</b>
<b>Total primary government</b>	<b>\$ 313,929,697</b>	<b>\$ 5,536,003</b>	<b>\$ 27,023,403</b>	<b>(281,315,904)</b>	<b>(54,387)</b>	<b>(281,370,291)</b>
<b>General revenues:</b>						
Property taxes, levied for general purposes				179,985,729	-	179,985,729
Property taxes, levied for debt service				68,119,618	-	68,119,618
State aid-formula grants				42,827,516	-	42,827,516
Investment earnings				867,814	-	867,814
Miscellaneous revenue				875,782	-	875,782
<b>Total general revenues</b>				<b>292,676,459</b>	<b>-</b>	<b>292,676,459</b>
<b>Change in net position</b>				<b>11,360,555</b>	<b>(54,387)</b>	<b>11,306,168</b>
<b>Net position, beginning</b>				<b>(25,182,239)</b>	<b>36,629</b>	<b>(25,145,610)</b>
<b>Restatement of net position</b>				<b>(1,093,077)</b>	<b>-</b>	<b>(1,093,077)</b>
<b>Net position, beginning as restated</b>				<b>(26,275,316)</b>	<b>36,629</b>	<b>(26,238,687)</b>
<b>Net position, ending</b>				<b>\$ (14,914,761)</b>	<b>\$ (17,758)</b>	<b>\$ (14,932,519)</b>

The accompanying notes are an integral part of these financial statements.

**COMAL INDEPENDENT SCHOOL DISTRICT**  
**BALANCE SHEET – GOVERNMENTAL FUNDS**

**June 30, 2021**

	General Fund	Debt Service Fund	Series 2017 Bonds	Other Governmental Funds	Total Governmental Funds
<b>ASSETS</b>					
Cash and cash equivalents	\$ 65,259,275	\$ 15,826,768	\$ -	\$ 6,941,602	\$ 88,027,645
Temporary investments	3,952,671	272,513	24,015,594	-	28,240,778
Receivables:					
Property taxes - delinquent	5,059,844	1,826,632	-	-	6,886,476
Allowance for uncollectible taxes	(499,407)	(180,289)	-	-	(679,696)
Due from other governments	6,219,661	59,974	-	4,264,412	10,544,047
Due from other funds	3,846,438	-	-	11,239	3,857,677
Other receivables	434,137	-	-	38,967	473,104
Inventory	493,130	-	-	118,531	611,661
Prepaid items	21,523	-	-	-	21,523
Total assets	\$ 84,787,272	\$ 17,805,598	\$ 24,015,594	\$ 11,374,751	\$ 137,983,215
<b>LIABILITIES, DEFERRED INFLOWS OF RESOURCES AND FUND BALANCES</b>					
<b>Liabilities:</b>					
Accounts payable	\$ 3,134,006	\$ 300	\$ 11,228,341	\$ 400,324	\$ 14,762,971
Payroll deductions and withholdings payable	52,889	-	-	-	52,889
Accrued wages payable	19,452,450	-	-	171,294	19,623,744
Due to other funds	9,919	-	2,240	3,827,315	3,839,474
Due to other governments	4,279,320	2,870	-	228,657	4,510,847
Unearned revenue	122,065	-	-	1,209,924	1,331,989
Total liabilities	27,050,649	3,170	11,230,581	5,837,514	44,121,914
<b>Deferred inflows of resources</b>					
Deferred revenue - property taxes	4,560,437	1,646,343	-	-	6,206,780
<b>Fund balances</b>					
<b>Non-spendable:</b>					
Inventory	493,130	-	-	-	493,130
Prepaid item	21,523	-	-	-	21,523
<b>Restricted for:</b>					
Debt service	-	16,156,085	-	-	16,156,085
Authorized construction	-	-	12,785,013	872,151	13,657,164
Food service	-	-	-	124,874	124,874
<b>Committed to:</b>					
Campus activities	-	-	-	2,693,075	2,693,075
<b>Assigned to:</b>					
Locally funded campus programs	-	-	-	1,847,137	1,847,137
Unassigned	52,661,533	-	-	-	52,661,533
Total fund balances	53,176,186	16,156,085	12,785,013	5,537,237	87,654,521
<b>Total liabilities, deferred inflows of resources, and fund balances</b>					
	\$ 84,787,272	\$ 17,805,598	\$ 24,015,594	\$ 11,374,751	\$ 137,983,215

The accompanying notes are an integral part of these financial statements.

**COMAL INDEPENDENT SCHOOL DISTRICT**  
**RECONCILIATION OF BALANCE SHEET**  
**GOVERNMENTAL FUNDS TO THE STATEMENT OF NET POSITION**

**June 30, 2021**

Total fund balances - governmental funds balance sheet	\$ 87,654,521
Amounts reported for governmental activities in the statement of net position are different because:	
Capital assets used in the governmental activities are not financial resources and, therefore, are not reported in the funds.	773,758,825
Other long-term assets are not available to pay for current-period expenditures, and, therefore, are deferred in the funds.	6,206,780
The Internal Service Fund is used by management to charge the costs of insurance to individual funds. The assets and liabilities of the Internal Service Fund are included in governmental activities in the statement of net position.	3,323,920
The following liabilities and deferred inflows and outflows of resources are not due and payable in the current period and, therefore are not reported in the funds:	
Bonds payable, including premiums	(742,712,913)
Less: deferred charges on refundings	16,743,326
Bond interest payable	(11,961,693)
Accretion payable	(23,144,663)
Net pension liability	(52,448,174)
Deferred outflows related to pension liability	25,905,996
Deferred inflows related to pension liability	(10,866,683)
Deferred outflows related to OPEB liability	13,729,646
Deferred inflows related to OPEB liability	(42,019,848)
Net OPEB liability	(57,194,984)
Compensated absences	<u>(1,888,817)</u>
Net position of governmental activities - statement of net position	<u>\$ (14,914,761)</u>

The accompanying notes are an integral part of these financial statements.

**COMAL INDEPENDENT SCHOOL DISTRICT**

**STATEMENT OF REVENUES, EXPENDITURES, AND CHANGES IN FUND BALANCES -  
GOVERNMENTAL FUNDS**

**For the year ended June 30, 2021**

	General Fund	Debt Service Fund	Series 2017 Bonds	Other Governmental Funds	Total Governmental Funds
<b>REVENUES</b>					
Local and intermediate sources	\$ 181,592,461	\$ 68,151,380	\$ 739,278	\$ 6,416,936	\$ 256,900,055
State program revenues	40,754,620	640,803	21,665	3,594,572	45,011,660
Federal program revenues	<u>2,978,694</u>	<u>-</u>	<u>-</u>	<u>18,964,843</u>	<u>21,943,537</u>
Total revenues	<u>225,325,775</u>	<u>68,792,183</u>	<u>760,943</u>	<u>28,976,351</u>	<u>323,855,252</u>
<b>EXPENDITURES</b>					
Current:					
Instruction	130,491,050	-	8,379,868	10,245,268	149,116,186
Instructional resources and media service	2,399,182	-	-	9,645	2,408,827
Curriculum and staff development	1,489,824	-	-	612,275	2,102,099
Instructional leadership	6,048,045	-	-	168,064	6,216,109
School leadership	12,000,207	-	-	76,096	12,076,303
Guidance, counseling, and evaluation services	7,854,598	-	-	961,387	8,815,985
Social work services	1,571,395	-	-	197,051	1,768,446
Health services	2,771,956	-	-	131,860	2,903,816
Student transportation	7,558,835	-	-	70,903	7,629,738
Food services	5,643	-	-	10,526,966	10,532,609
Extracurricular activities	8,072,803	-	45,257	1,863,120	9,981,180
General administration	5,464,349	-	-	253,297	5,717,646
Facilities maintenance and operations	24,078,242	-	16,720	830,815	24,925,777
Security and monitoring services	2,270,808	-	-	709,717	2,980,525
Data processing services	4,893,728	-	-	632,792	5,526,520
Community services	34,871	-	-	2,788,853	2,823,724
Debt service:					
Principal on long-term debt	-	39,450,000	-	-	39,450,000
Interest on long-term debt	7,125	29,618,883	-	-	29,626,008
Other debt service expenditures	13,000	883,700	-	-	896,700
Facilities acquisition and construction	7,402,863	-	56,579,350	617,324	64,599,537
Intergovernmental charges:					
Juvenile justice alternative education programs	14,400	-	-	-	14,400
Property tax appraisal services	<u>2,250,024</u>	<u>-</u>	<u>-</u>	<u>-</u>	<u>2,250,024</u>
Total expenditures	<u>226,692,948</u>	<u>69,952,583</u>	<u>65,021,195</u>	<u>30,695,433</u>	<u>392,362,159</u>
Excess (deficiency) of revenues over (under) expenditures	<u>(1,367,173)</u>	<u>(1,160,400)</u>	<u>(64,260,252)</u>	<u>(1,719,082)</u>	<u>(68,506,907)</u>
<b>OTHER FINANCING SOURCES (USES)</b>					
Transfer in (out)	2	-	-	(2)	-
Issuance of refunding bonds	-	107,720,000	-	-	107,720,000
Premium on sale of bonds	-	15,080,604	-	-	15,080,604
Payment to refunded bond escrow agent	-	(121,911,600)	-	-	(121,911,600)
Sale of real and personal property	<u>230,648</u>	<u>-</u>	<u>-</u>	<u>-</u>	<u>230,648</u>
Total other financing sources and (uses)	<u>230,650</u>	<u>889,004</u>	<u>-</u>	<u>(2)</u>	<u>1,119,652</u>
Net change in fund balances	<u>(1,136,523)</u>	<u>(271,396)</u>	<u>(64,260,252)</u>	<u>(1,719,084)</u>	<u>(67,387,255)</u>
Fund balances, beginning	<u>54,312,709</u>	<u>16,427,481</u>	<u>77,045,265</u>	<u>7,256,321</u>	<u>155,041,776</u>
Fund balances, ending	<u>\$ 53,176,186</u>	<u>\$ 16,156,085</u>	<u>\$ 12,785,013</u>	<u>\$ 5,537,237</u>	<u>\$ 87,654,521</u>

The accompanying notes are an integral part of these financial statements.



**COMAL INDEPENDENT SCHOOL DISTRICT**

**RECONCILIATION OF THE STATEMENT OF REVENUES,  
EXPENDITURES, AND CHANGES IN FUND BALANCES OF  
GOVERNMENTAL FUNDS TO THE STATEMENT OF ACTIVITIES**

**For the year ended June 30, 2021**

Net change in fund balances - total governmental funds \$ (67,387,255)

Amounts reported for governmental activities in the statement of activities are different because:

Governmental funds report capital outlays as expenditures. However, in the statement of activities, the cost of those assets is allocated over their estimated useful lives as depreciation expense.

Capital outlay	64,729,969
Depreciation expense	(23,538,000)

Revenues in the statement of activities that do not provide current financial resources are not reported as revenues in the funds.

Change in deferred tax revenue	(221,262)
--------------------------------	-----------

Bond proceeds provide current financial resources to governmental funds, but issuing debt increases long-term liabilities in the statement of net position.

Repayment of bond principal is an expenditure in the governmental funds, but the repayment reduces long-term liabilities in the statement of net position.

Bond proceeds, including premiums	(122,800,604)
Payment to refunded bond escrow agent	121,911,600
Repayment of bond principal	39,450,000

Some expenses reported in the statement of activities do not require the use of current financial resources and, therefore, are not reported as expenditures in governmental funds.

Change in bond interest payable	1,019,104
Change in accretion payable	(719,081)
Amortization of deferred charges on bond refundings	(865,296)
Amortization of bond premiums	4,685,320
Change in compensated absences	(127,349)
Change in net position attributable to the net pension liability	(5,844,642)
Change in net position attributable to the OPEB liability	1,028,714

The Internal Service Fund is used by management to charge the costs of insurance to individual funds. The net revenue of the Internal Service Fund is reported with governmental activities.

39,337

Change in net position of governmental activities - statement of activities	<u>\$ 11,360,555</u>
---	----------------------

The accompanying notes are an integral part of these financial statements.

**COMAL INDEPENDENT SCHOOL DISTRICT**

**STATEMENT OF REVENUES, EXPENDITURES, AND CHANGES IN FUND BALANCES -  
BUDGET AND ACTUAL - GENERAL FUND**

**For the year ended June 30, 2021**

	Budgeted Amounts		Actual Amounts	Variance with Final Budget Positive (Negative)
	Original	Final		
<b>REVENUES</b>				
Local and intermediate sources	\$ 185,105,108	\$ 185,105,108	\$ 181,592,461	\$ (3,512,647)
State program revenues	31,896,220	32,083,137	40,754,620	8,671,483
Federal program revenues	<u>2,260,000</u>	<u>2,260,000</u>	<u>2,978,694</u>	<u>718,694</u>
Total revenues	<u>219,261,328</u>	<u>219,448,245</u>	<u>225,325,775</u>	<u>5,877,530</u>
<b>EXPENDITURES</b>				
<b>Current:</b>				
Instruction	129,509,067	132,154,646	130,491,050	1,663,596
Instructional resources and media service	2,446,567	2,469,089	2,399,182	69,907
Curriculum and staff development	2,259,803	2,032,429	1,489,824	542,605
Instructional leadership	6,448,602	6,460,678	6,048,045	412,633
School leadership	12,099,096	12,289,319	12,000,207	289,112
Guidance, counseling and evaluation services	8,005,196	8,061,997	7,854,598	207,399
Social work services	1,566,750	1,599,776	1,571,395	28,381
Health services	2,611,663	2,984,071	2,771,956	212,115
Student transportation	8,014,807	8,183,830	7,558,835	624,995
Food services	10,000	10,000	5,643	4,357
Extracurricular activities	7,820,948	8,265,794	8,072,803	192,991
General administration	5,470,416	5,498,952	5,464,349	34,603
Facilities maintenance and operations	22,498,826	23,595,303	24,078,242	(482,939)
Security and monitoring services	2,495,643	2,586,419	2,270,808	315,611
Data processing services	4,868,947	5,046,550	4,893,728	152,822
Community services	6,501	37,953	34,871	3,082
<b>Debt service:</b>				
Interest on long-term debt	-	7,125	7,125	-
Other debt service expenditures	-	13,000	13,000	-
Facilities acquisition and construction	851,496	7,402,863	7,402,863	-
<b>Intergovernmental charges:</b>				
Juvenile justice alternative education programs	62,000	22,000	14,400	7,600
Property tax appraisal services	<u>2,215,000</u>	<u>2,255,000</u>	<u>2,250,024</u>	<u>4,976</u>
Total expenditures	<u>219,261,328</u>	<u>230,976,794</u>	<u>226,692,948</u>	<u>4,283,846</u>
Excess (deficiency) of revenues over (under) expenditures	<u>-</u>	<u>(11,528,549)</u>	<u>(1,367,173)</u>	<u>10,161,376</u>
<b>OTHER FINANCING SOURCES</b>				
Transfer in	-	-	2	2
Sale of real and personal property	<u>-</u>	<u>-</u>	<u>230,648</u>	<u>230,648</u>
Total other financing sources and uses	<u>-</u>	<u>-</u>	<u>230,650</u>	<u>230,650</u>
Net change in fund balances	-	(11,528,549)	(1,136,523)	10,392,026
Fund balances, beginning	<u>54,312,709</u>	<u>54,312,709</u>	<u>54,312,709</u>	<u>-</u>
Fund balances, ending	<u>\$ 54,312,709</u>	<u>\$ 42,784,160</u>	<u>\$ 53,176,186</u>	<u>\$ 10,392,026</u>

The accompanying notes are an integral part of these financial statements.

**COMAL INDEPENDENT SCHOOL DISTRICT**

**STATEMENT OF NET POSITION  
PROPRIETARY FUNDS**

**June 30, 2021**

	Business-type Activities Nonmajor Enterprise Fund	Governmental Activities Internal Service Fund
<b>ASSETS</b>		
Current assets:		
Cash and cash equivalents	\$ -	\$ 3,885,771
Other receivables	4,657	1,035
Total assets	4,657	3,886,806
<b>LIABILITIES</b>		
Current liabilities:		
Accounts payable	4,212	19,683
Accrued expenses	-	543,203
Due to other funds	18,203	-
Total liabilities	22,415	562,886
<b>NET POSITION</b>		
Unrestricted	(17,758)	3,323,920
Total net position	\$ (17,758)	\$ 3,323,920

The accompanying notes are an integral part of these financial statements.

**COMAL INDEPENDENT SCHOOL DISTRICT**  
**STATEMENT OF REVENUES, EXPENSES, AND**  
**CHANGES IN FUND NET POSITION**  
**PROPRIETARY FUNDS**

**For the year ended June 30, 2021**

	<u>Business-type Activities Nonmajor Enterprise Fund</u>	<u>Governmental Activities Internal Service Fund</u>
Operating Revenues		
Charges for services	\$ 76,572	\$ 508,637
Operating Expenses		
Payroll costs	-	469,300
Professional and contracted services	56,028	-
Supplies and materials	74,931	-
Total operating expenses	<u>130,959</u>	<u>469,300</u>
Operating income (loss)	<u>(54,387)</u>	<u>39,337</u>
Total net position, beginning	<u>36,629</u>	<u>3,284,583</u>
Total net position, ending	<u>\$ (17,758)</u>	<u>\$ 3,323,920</u>

The accompanying notes are an integral part of these financial statements.

**COMAL INDEPENDENT SCHOOL DISTRICT**

**STATEMENT OF CASH FLOWS  
PROPRIETARY FUNDS**

**For the year ended June 30, 2021**

	Business-type Activities Nonmajor Enterprise Fund	Governmental Activities Internal Service Fund
Cash flows from operating activities:		
Receipts from interfund services provided	\$ 71,915	\$ 508,602
Payments to employees	-	(374,639)
Payments to suppliers	(112,984)	-
Net cash provided by (used in) operating activities	(41,069)	133,963
Cash flows from investing activities:		
Sale of investments	-	1,044,114
Net cash provided by financing activities	-	1,044,114
Net increase (decrease) in cash and cash equivalents	(41,069)	1,178,077
Cash and cash equivalents, beginning of the year	41,069	2,707,694
Cash and cash equivalents, end of the year	\$ -	\$ 3,885,771
Reconciliation of operating income to net cash provided by operating activities:		
Operating income (loss)	\$ (54,387)	\$ 39,337
Adjustments to reconcile operating income (loss) to net cash provided by (used in) operating activities:		
Decrease (increase) in other receivables	(4,657)	(35)
Increase (decrease) in accounts payable	4,212	2,378
Increase (decrease) in due to other funds	13,763	-
Increase (decrease) in accrued expenses	-	92,283
Net cash provided by (used in) operating activities	\$ (41,069)	\$ 133,963

The accompanying notes are an integral part of these financial statements.

COMAL INDEPENDENT SCHOOL DISTRICT

STATEMENT OF NET POSITION  
FIDUCIARY FUNDS

June 30, 2021

	Private Purpose Trust	Custodial Fund
ASSETS		
Current assets:		
Cash and cash equivalents	\$ 13,633	\$ 691,631
Total assets	<u>\$ 13,633</u>	<u>\$ 691,631</u>
LIABILITIES		
Current liabilities:		
Accounts payable	\$ -	\$ 1,183
Total liabilities	<u>-</u>	<u>1,183</u>
NET POSITION:		
Unrestricted	<u>13,633</u>	<u>690,448</u>
Total net position	<u>\$ 13,633</u>	<u>\$ 690,448</u>

The accompanying notes are an integral part of these financial statements.

**COMAL INDEPENDENT SCHOOL DISTRICT**  
**STATEMENT OF CHANGES IN FIDUCIARY NET POSITION**  
**FIDUCIARY FUNDS**

**For the year ended June 30, 2021**

	Private Purpose Trust	Custodial Fund
<b>ADDITIONS:</b>		
Fundraising activity	\$ -	\$ 600,407
Investment income	10	-
Total additions	10	600,407
<b>DEDUCTIONS:</b>		
Student activities	-	535,458
Scholarships provided	250	-
Change in net position	(240)	64,949
Total net position, beginning	13,873	-
Restatement of net position	-	625,499
Total net position, ending	\$ 13,633	\$ 690,448

The accompanying notes are an integral part of these financial statements.

# COMAL INDEPENDENT SCHOOL DISTRICT

## NOTES TO BASIC FINANCIAL STATEMENTS

For the year ended June 30, 2021

### (1) Summary of significant accounting policies

#### The financial reporting entity

This report includes those activities, organizations and functions which are related to the Comal Independent School District (the "District") and which are controlled by or dependent upon the District's governing body; the Board of School Trustees (the "Board"). The Board, a seven member group, is the level of government which has governance responsibilities over all activities related to public elementary and secondary school education within the jurisdiction of the District. Since the District receives funding from local, state and federal government sources, it must comply with the requirements of the entities providing those funds. However, the District is not included in any other governmental "reporting entity" as defined by the Governmental Accounting Standards Board ("GASB"), since Board members are elected by the public and have decision making authority. There are no component units included within the reporting entity.

The accounting policies of the District substantially comply with the rules prescribed by the Texas Education Agency's ("TEA") Financial Accountability System Resource Guide. These accounting policies conform to generally accepted accounting principles applicable to state and local governments.

#### Government-wide and fund financial statements

The government-wide financial statements (i.e. the statement of net position and the statement of activities) report information on all of the nonfiduciary activities of the District. The effect of interfund activity has been removed from these statements. Governmental activities, which are supported by taxes and intergovernmental revenues, are reported separately from business-type activities, which rely to a significant extent on fees and charges for support.

The statement of activities demonstrates the degree to which the direct expenses of a given function are offset by program revenues. Direct expenses are those that are clearly identifiable with a specific function. Program revenues include 1) charges to customers or applicants who purchase, use, or directly benefit from goods, services, or privileges provided by a given function and 2) grants and contributions that are restricted to meeting the operational or capital requirements of a particular function. Taxes and other items not properly included among program revenues are reported instead as general revenues.

Separate financial statements are provided for governmental funds, proprietary funds, and types of fiduciary funds, even though the latter are excluded from the government-wide financial statements. Major individual governmental funds are reported as separate columns in the fund financial statements.

#### Measurement focus, basis of accounting, and financial statement presentation

The government-wide financial statements are reported using the economic resources measurement focus and the accrual basis of accounting, as are the proprietary and types of fiduciary fund financial statements. Revenues are recorded when earned and expenses are recorded when a liability is incurred, regardless of the timing of related cash flows. Property taxes are recognized as revenues in the year for which they are levied. Grants and similar items are recognized as revenue as soon as all eligibility requirements imposed by the provider have been met. Amounts reported as program revenues include 1) charges to customers or applicants for goods, services, or privileges provided and 2) operating grants and contributions. Internally dedicated resources are reported as general revenues rather than as program revenues. Likewise, general revenues include all taxes. As a general rule, the effect of interfund activity has been eliminated from the government-wide financial statements.



# COMAL INDEPENDENT SCHOOL DISTRICT

## NOTES TO BASIC FINANCIAL STATEMENTS

For the year ended June 30, 2021

(1) Summary of significant accounting policies (continued)

Measurement focus, basis of accounting, and financial statement presentation (continued)

Governmental fund financial statements are reported using the current financial resources measurement focus and the modified accrual basis of accounting. Revenues are recognized as soon as they are both measurable and available. Revenues are considered to be available when they are collectible within the current period or soon enough thereafter to pay liabilities of the current period. For this purpose, the District considers revenues to be available if they are collected within sixty days of the end of the current fiscal period. Expenditures generally are recorded when a liability is incurred, as under accrual accounting. However, debt service expenditures are recorded only when payment is due.

Major revenue sources considered susceptible to accrual include state and federal program revenues and interest income. No accrual for property taxes collected within sixty days of year end has been made as such amounts are deemed immaterial; delinquent property taxes at year end are reported as deferred inflows of resources.

The District reports the following major governmental funds:

The General Fund includes financial resources used for general operations. It is a budgeted fund, and any unassigned fund balance is considered resources available for current operations.

The Debt Service Fund includes debt service taxes and other revenues collected to retire bond principal and to pay interest due. It is a budgeted fund.

The Series 2017 Bonds Fund is a major capital projects fund that includes the proceeds from the Series 2017 Unlimited Tax School Building Bonds to be used for authorized construction and other capital asset acquisitions.

Additionally, the District reports the following fund types:

Special Revenue Funds are governmental funds which include resources restricted, committed, or assigned for specific purposes by a grantor or the Board. Federally financed programs where unused balances are returned to the grantor at the close of specified project periods are accounted for in these funds. The District uses project accounting to maintain integrity for the various sources of funds.

The Capital Projects Funds are governmental funds which include the proceeds from sales of bonds and other revenues to be used for authorized construction and other capital asset acquisitions. The Capital Projects Funds are used to account for the construction, improvement and renovation of school buildings in the District and the acquisition of land and equipment.

The Enterprise Fund is a proprietary fund used to account for catering operations for meetings held by the District.

The Internal Service Fund is a proprietary fund and is used to account for the District's workers compensation self-insurance.

# COMAL INDEPENDENT SCHOOL DISTRICT

## NOTES TO BASIC FINANCIAL STATEMENTS

For the year ended June 30, 2021

### (1) Summary of significant accounting policies (continued)

#### Measurement focus, basis of accounting, and financial statement presentation (continued)

The Private Purpose Trust Fund is a fiduciary trust fund and is used to account for the principal and income that benefit individuals in the form of scholarships.

The Custodial Fund is used to account for activities of student groups.

Proprietary funds distinguish operating revenues and expenses from nonoperating items. Operating revenues and expenses generally result from providing services and producing and delivering goods in connection with a proprietary fund's principal ongoing operations. All revenues and expenses not meeting this definition are reported as nonoperating revenues and expenses.

When both restricted and unrestricted resources are available for use, it is the District's policy to use restricted resources first, then unrestricted resources as they are needed.

#### Budgetary information

Budgets are prepared annually for the General Fund, the Debt Service Fund, and the National School Breakfast and Lunch Program on the modified accrual basis, which is consistent with generally accepted accounting principles. A formal budget is prepared by the end of June and is adopted by the Board at a public meeting after public notice of the meeting has been given no earlier than the 30<sup>th</sup> day or later than the 10<sup>th</sup> day before the public hearing. The legal level of control for budgeted expenditures is the function level within the budgeted funds. Amendments to the budget are required prior to expending amounts greater than the budgeted amounts at the function level. Budgets are controlled at the departmental or campus level, the same level at which responsibility for operations is assigned. The budget was amended by the Board as needed throughout the year.

#### Assets, deferred outflows of resources, liabilities, deferred inflows of resources, and net position or equity

Cash and cash equivalents – The District's cash and cash equivalents are considered to be cash-on-hand, demand deposits, and short-term investments with original maturities of three months or less from the date of acquisition. For purposes of the statement of cash flows of the Proprietary Funds, cash and cash equivalents include demand deposits and short-term investments with original maturities of three months or less.

Temporary investments – The District is entitled to invest any and all of its funds in obligations of, or guaranteed by, governmental entities, certificates of deposit and share certificates, fully collateralized repurchase agreements, a securities lending program, banker's acceptances, commercial paper, no-load money market mutual funds and no-load mutual funds, a guaranteed investment contract as an investment vehicle for bond proceeds provided it meets the criteria and eligibility requirements, and public funds investment pools. The local government investment pools are recognized at amortized cost as permitted by GASB Statement No. 79, *Certain External Investment Pool Participants*. The District's investment policies and types of investments are governed by Section 2256 of the Texas Government Code ("Public Funds Investment Act"). The District's management believes that it complied with the requirements of the Public Funds Investment Act and the District's investment policies. The District accrues interest on temporary investments based on the terms and effective interest rates of the specific investments.

# COMAL INDEPENDENT SCHOOL DISTRICT

## NOTES TO BASIC FINANCIAL STATEMENTS

For the year ended June 30, 2021

(1) Summary of significant accounting policies (continued)

Assets, deferred outflows of resources, liabilities, deferred inflows of resources, and net position or equity  
(continued)

Inventories – Inventories of supplies are recorded at cost, (FIFO) method, while inventories of food commodities are recorded at fair values supplied by the United States Department of Agriculture (USDA). Inventories are considered expenditures as they are consumed. Supplies are used for almost all functions of activity, while food commodities are used only in the food service program. Although commodities are received at no cost, their fair value is supplied by the USDA and recorded as inventory and deferred revenue when received. When requisitioned, inventory and deferred revenue are relieved, expenditures are charged, and revenue is recognized for an equal amount.

Prepaid items – Certain payments to vendors reflect costs applicable to future accounting periods and are recorded as prepaid items in both the government-wide and fund financial statements. Prepaid items are charged to expenditures when consumed.

Capital assets - Capital assets, which include land, construction in progress, buildings and improvements, and equipment and vehicles are reported in the governmental activities column in the government-wide financial statements. Capital assets are defined by the District as assets with an initial, individual cost of at least \$5,000. Such assets are recorded at historical cost, if purchased, or at acquisition value at the date of donation, if donated. The costs of normal maintenance and repairs that do not add to the value of these assets or materially extend assets lives are not capitalized. Capital assets (other than land and construction in progress) are depreciated using the straight line method over the following estimated useful lives: buildings and improvements – twenty to forty years, equipment and vehicles – five to fifteen years.

Ad valorem property taxes – Delinquent taxes are prorated between maintenance and debt service based on rates adopted for the year of the levy. Allowances for uncollectibles within the General and Debt Service Funds are based upon historical experience in collecting property taxes. Uncollectible personal property taxes are periodically reviewed and written off, but the District is prohibited from writing off real property taxes without specific statutory authority from the Texas Legislature.

Accumulated sick leave liability – The District has established a sick leave policy whereby the payment of accrued sick leave applies to those employees of the District who are hired prior to July 31, 2009 and retire under the Teacher Retirement System of Texas (“TRS”) while they are employed by the District and have at least five years of continuous service with the District. Compensation for any other type of absence does not accumulate, including vacations. The District’s liability for accrued compensated absences as of June 30, 2021 was \$1,888,817 and is included in the government-wide financial statements. A liability is reported as an expenditure in governmental funds only if it matured, for example, as a result of employee resignations and retirements. Compensated absences are generally liquidated by the General Fund.

Arbitrage – The Federal Tax Reform Act of 1986 requires issuers of tax-exempt debt to make payments to the United States Treasury of investment income received at yields that exceed the issuer’s tax-exempt borrowing rates. The U.S. Treasury requires payment for each issue every five years. The estimated liability is updated annually for any tax-exempt issuances or changes in yields until such time payment of the calculated liability is due. At June 30, 2021, the District had no liability for arbitrage.

# COMAL INDEPENDENT SCHOOL DISTRICT

## NOTES TO BASIC FINANCIAL STATEMENTS

For the year ended June 30, 2021

(1) Summary of significant accounting policies (continued)

Assets, deferred outflows of resources, liabilities, deferred inflows of resources, and net position or equity  
(continued)

Pensions – The fiduciary net position of the Teacher Retirement System of Texas (TRS) has been determined using the flow of economic resources measurement focus and full accrual basis of accounting. This includes for purposes of measuring the net pension liability, deferred outflows of resources and deferred inflows of resources related to pensions, pension expense, and information about assets, liabilities and additions to/deductions from TRS’s fiduciary net position. Benefit payments (including refunds of employee contributions) are recognized when due and payable in accordance with the benefit terms. Investments are reported at fair value.

Other postemployment benefits – The fiduciary net position of the TRS-Care Plan has been determined using the flow of economic resources measurement focus and full accrual basis of accounting. This includes for purposes of measuring the net other postemployment benefit (OPEB) liability, deferred outflows of resources and deferred inflows of resources related to other postemployment benefits, OPEB expense, and information about assets, liabilities and additions to/deductions from TRS-Care’s fiduciary net position. Benefit payments are recognized when due and payable in accordance with the benefit terms. There are no investments as this is a pay-as you-go plan and all cash is held in a cash account.

Deferred outflows and inflows of resources – The District complies with GASB Statement No. 63, *Financial Reporting of Deferred Outflows of Resources, Deferred Inflows of Resources, and Net Position*, which provides guidance for reporting the financial statement elements of deferred outflows of resources, which represent the consumption of the District’s net position that is applicable to a future reporting period, and deferred inflows of resources, which represents the District’s acquisition of net position applicable to a future reporting period.

The District complies with GASB Statement No. 65, *Items Previously Reported as Assets and Liabilities*, which establishes accounting and financial reporting standards that reclassify, as deferred outflows of resources or deferred inflows of resources, certain items that were previously reported as assets and liabilities and recognizes, as outflows of resources or inflows of resources, certain items that were previously reported as assets and liabilities. See notes 7, 13 and 14 for additional information on deferred inflows and outflows of resources.

Fund equity – The District complies with GASB Statement No. 54, *Fund Balance Reporting and Governmental Fund Type Definitions*, which establishes fund balance classifications that comprise a hierarchy based primarily on the extent to which a government is bound to observe constraints imposed upon the use of these resources reported in governmental funds. See note 12 for additional information on those fund balance classifications.

Fair value measurements – The District complies with GASB Statement No. 72, *Fair Value Measurement and Application*, which defines fair value as the price that would be received to sell an asset or paid to transfer a liability in an orderly transaction. Fair value accounting requires characterization of the inputs used to measure fair value into a three-level fair value hierarchy as follows:

- Level 1 inputs are based on unadjusted quoted market prices for identical assets or liabilities in an active market that the District has the ability to access.

# COMAL INDEPENDENT SCHOOL DISTRICT

## NOTES TO BASIC FINANCIAL STATEMENTS

For the year ended June 30, 2021

### (1) Summary of significant accounting policies (continued)

#### Fair value measurements (continued)

- Level 2 inputs are observable inputs that reflect the assumptions market participants would use in pricing the asset or liability developed based on market data obtained from sources independent from the District.
- Level 3 are unobservable inputs that reflect the District's own assumptions about the assumptions market participants would use in pricing the asset or liability developed based on the best information available.

There are three general valuation techniques that may be used to measure fair value:

- Market approach – uses prices generated by market transactions involving identical or comparable assets or liabilities.
- Cost approach – uses the amount that currently would be required to replace the service capacity of an asset (replacement cost).
- Income approach – uses valuation techniques to convert future amounts to present amounts based on current market expectations.

Use of estimates – The preparation of financial statements, in conformity with generally accepted accounting principles, requires management to make estimates and assumptions that affect the reported amount of assets and liabilities, disclosure of contingent assets and liabilities at the date of the financial statements, and the reported amounts of revenues and expenditures during the reporting period. Actual results could differ from those estimated.

### (2) Deposits and investments

The District's funds are required to be deposited and invested under the terms of a depository contract pursuant to the School Depository Act. The depository bank deposits for safekeeping and trust with the District's agent, approved pledged securities in an amount sufficient to protect District funds on a day-to-day basis during the period of the contract. The pledge of approved securities is waived only to the extent of the dollar amount of Federal Deposit Insurance Corporation (FDIC) insurance. Therefore, the District is not exposed to custodial credit risk. Under the depository contract, the District, at its own discretion, may invest funds in time deposits and certificates of deposit provided by the depository bank at interest rates approximating United States Treasury Bill rates.

# COMAL INDEPENDENT SCHOOL DISTRICT

## NOTES TO BASIC FINANCIAL STATEMENTS

For the year ended June 30, 2021

### (2) Deposits and investments (continued)

At June 30, 2021, the carrying amount of the District's deposits was \$12,961,150 and the bank balance was \$9,266,699. The District's deposits with financial institutions at June 30, 2021 and during the year ended June 30, 2021 were entirely covered by FDIC insurance or by pledged collateral held by the District's agent bank in the District's name. The deposits were collateralized in accordance with Texas law and the Texas Education Agency maintains copies of all safekeeping receipts in the name of the District.

Funds were properly secured at all times throughout the year and the following is disclosed regarding coverage of combined balances on the date of highest deposit;

Name of depository bank: Wells Fargo Bank

Amount of bond and/or security pledged as of the date of the highest combined balance on deposit was \$24,732,896.

Largest cash, savings and time deposit combined account balance amounted to \$18,806,204 and occurring during the month of December 2020.

Total amount of FDIC coverage at the time of the highest combined balance was \$250,000.

The District maintains a cash pool consisting of demand deposits. The combined pool is available for use by most Special Revenue Funds. If a fund overdraws its share of the pool, the overdraft is reported as an interfund payable in that fund. The offsetting interfund receivable is reported in the General Fund.

The Public Funds Investment Act authorizes the District to invest in funds under a written investment policy. The District's deposits and investments are invested pursuant to the investment policy, which is approved annually by the Board.

The primary objectives of the District's investment strategy for operating and fiduciary funds, in order of priority, are safety, investment liquidity and maturity sufficient to meet anticipated cash flow requirements. The primary objective of the District's investment strategy for Debt Service and Capital Projects Funds is sufficient investment liquidity to meet related obligations.

The District is authorized to invest in the following investment instruments provided that they meet the guidelines established in the investment policy and the Public Funds Investment Act: obligations of, or guaranteed by, governmental entities, certificates of deposit and share certificates, fully collateralized repurchase agreements, a securities lending program, banker's acceptances, commercial paper, no-load money market mutual funds and no-load mutual funds, a guaranteed investment contract as an investment vehicle for bond proceeds provided it meets the criteria and eligibility requirements, and public funds investment pools.

**COMAL INDEPENDENT SCHOOL DISTRICT**

**NOTES TO BASIC FINANCIAL STATEMENTS**

**For the year ended June 30, 2021**

(2) Deposits and investments (continued)

Temporary investments and cash equivalents held at June 30, 2021 consisted of the following:

TYPE	FAIR VALUE	WEIGHTED AVERAGE MATURITY (DAYS)	STANDARD AND POOR'S RATING
Investments:			
Repurchase Agreement	\$ 24,015,595	92	A
Certificates of Deposit	<u>4,225,183</u>	272	Various
Total investments	<u>\$ 28,240,778</u>		
Cash equivalent investments:			
Local Government Investment Pools:			
TexPool	\$ 65,829,616	30	AAAm
LOGIC	5,029,419	55	AAAm
Lone Star	8,407,630	50	AAA
Money Market Accounts	<u>386,715</u>	29	A-1+
Total cash equivalent investments	79,653,380		
Total investment portfolio weighted average		56	
Cash depositories - Wells Fargo	12,961,150		
Cash on hand	<u>4,150</u>		
Total cash and cash equivalents	<u>\$ 92,618,680</u>		

The District had investments in three external local government investment pools at June 30, 2021: Texas Local Government Investment Pool (“TexPool”), Lone Star Investment Pool (“Lone Star”) and Local Government Investment Cooperative (“LOGIC”). Although TexPool, Lone Star, and LOGIC are not registered with the SEC as investment companies, they operate in a manner consistent with the SEC’s Rule 2a7 of the Investment Company Act of 1940. These investments are stated at amortized cost in accordance with GASB Statement No. 31, *Accounting and Financial Reporting for Certain Investments and for External Investment Pools*.

# COMAL INDEPENDENT SCHOOL DISTRICT

## NOTES TO BASIC FINANCIAL STATEMENTS

For the year ended June 30, 2021

### (2) Deposits and investments (continued)

TexPool is overseen by the Texas State Comptroller of Public Accounts, who is the sole officer, director and shareholder of the Texas Treasury Safekeeping Trust Company, which is authorized to operate TexPool. TexPool also has an advisory board to advise on TexPool's investment policy; this board is made up equally of participants and nonparticipants who do not have a business relationship with TexPool. Federated Hermes manage daily operations of TexPool under a contract with the Comptroller and is the investment manager for the pool. TexPool's investment policy stipulates that it must invest in accordance with the Public Funds Investment Act.

LOGIC is administered by Hilltop Securities, Inc. and JPMorgan Chase. LOGIC is overseen by a six member governing board. The pool received a rating of AAAM by Standard and Poors and the investment program is tailored to the investment needs of local governments within the State of Texas. LOGIC's investment policy stipulates that it must invest in accordance with the Public Funds Investment Act.

Lone Star is administered by the Texas Association of School Boards, Inc. and First Public, LLC. Lone Star is overseen by an eleven member governing board, all of whom are participants in the Lone Star pool. The board meets quarterly to review operations, make any revisions to the investment policy, review financial activity and approve contractor agreements. Lone Star also has an advisory board consisting of participants and nonparticipants. CAPTRUST Financial Advisors is an independent consultant for Lone Star that reviews daily operations, analyzes all investment transactions for compliance with the Public Funds Investment Act, and performs monitoring activities. The State Street Bank provides custody and valuation services for Lone Star.

American Beacon Advisors and Mellon Investments Corporation provide other investment management services. Lone Star's investment policy stipulates that it must invest in accordance with the Public Funds Investment Act.

In accordance with GASB Statement No. 79, the local government investment pools do not have any limitations and restrictions on withdrawals such as notice periods or maximum transaction amounts. These pools do not impose any liquidity fees or redemption rates.

The District invests excess funds in certificates of deposit, money market accounts and a fully-collateralized repurchase agreement.

A fully-collateralized flexible repurchase agreement was entered into by the District through proceeds received from the issuance of the 2017 bonds. The agreement is with Deutsche Bank Securities, Inc., who serves as the repurchase provider, and Wells Fargo Bank, who serves as the custodian. The agreement matures on September 30, 2021, and the District earns a fixed annual interest rate of 1.5%.

Certificates of deposits, money market accounts, and the fully-collateralized repurchase agreement are reported by the District at amortized cost under GASB Statement No. 31.



# COMAL INDEPENDENT SCHOOL DISTRICT

## NOTES TO BASIC FINANCIAL STATEMENTS

For the year ended June 30, 2021

### (2) Deposits and investments (continued)

Credit risk – Credit risk is the possibility of loss occurring due to the inability of an investment instrument to meet financial obligations. As of June 30, 2021, investments were diversified in local governmental investment pools, money market accounts, certificates of deposit and a fully-collateralized repurchase agreement with ratings from Standard and Poor’s in compliance with the District’s investment policy.

Custodial credit risk – Deposits are exposed to custodial credit risk if they are not covered by depository insurance and the deposits are uncollateralized, collateralized with securities held by the pledging financial institution, or collateralized with securities held by the pledging financial institution’s trust department or agent but not in the District’s name. Investment securities are exposed to custodial credit risk if the securities are uninsured, are not registered in the name of the District, and are held by either the counterparty or the counterparty’s trust department or agent but not in the District’s name. At June 30, 2021, the District was not exposed to custodial credit risk.

Concentration of credit risk – Concentration of credit risk is the risk of loss attributed to the magnitude of a government’s investments in a single issuer. Information regarding investments in any one issuer that represents five percent or more of the District’s total investments must be disclosed under GASB Statement No. 40, excluding investments issued or explicitly guaranteed by the U.S. government. At June 30, 2021, the District had 21% of its investment portfolio invested in a fully-collateralized repurchase agreement.

Interest rate risk – As a means of minimizing risk of loss due to interest rate fluctuations, the District’s investment policy requires the District to monitor interest rate risk using weighted average maturity and specific identification. Quality short-to-medium term securities should be purchased, which complement each other in a structured manner that minimizes risk and meets the District’s cash flow requirements. Two years is the maximum period of time before maturity unless the Board specifically authorizes a longer maturity for a given investment, within legal limits. At June 30, 2021, the District was not exposed to significant interest rate risk.

### (3) Property taxes

The Texas Legislature in 1979 adopted a comprehensive Property Tax Code (the “Code”) which established a county-wide appraisal district and an appraisal review board in each county in the State. The District’s appraisal district is responsible for the recording and appraisal of all property in the District. Under the Code, the District’s Board sets the tax rates on property and the County Tax Assessor/Collector provides tax collection services. The appraisal district is required under the Code to assess property at 100% of its appraised value. Further, real property must be reappraised at least every three years. Under certain circumstances, taxpayers and taxing units, including the District, may challenge orders of the Appraisal Review Board through various appeals, and if necessary, legal action.

Property taxes are levied as of October 1 in conformity with Subtitle E, Texas Property Tax Code. Taxes are due on receipt of the tax bill and are delinquent if not paid before February 1 of the year following the year in which imposed. On January 1 of each year, a tax lien attaches to property to secure the payment of all taxes and penalties and interest that are ultimately imposed. The assessed value at January 1, 2020, upon which the October 2020 levy was based was \$20,654,788,451. The District levied taxes based on a combined tax rate of 1.2757 per \$100 of assessed valuation for local maintenance (general governmental services) and debt service.

**COMAL INDEPENDENT SCHOOL DISTRICT**

**NOTES TO BASIC FINANCIAL STATEMENTS**

**For the year ended June 30, 2021**

**(4) Due from other governments**

The District participates in a variety of federal and state programs from which it receives grants to partially or fully fund certain activities. The District also receives entitlements from the State through the School Foundation and Per Capita Programs. These amounts are reported in the basic financial statements as due from other governments and are summarized below as of June 30, 2021.

	General Fund	Debt Service Fund	Nonmajor Governmental Fund	Total
State entitlements	\$ 6,219,661	\$ 59,974	\$ -	\$ 6,279,635
Federal and state grants	-	-	4,264,412	4,264,412
Total	\$ 6,219,661	\$ 59,974	\$ 4,264,412	\$ 10,544,047

**(5) Interfund receivables, payables, and transfers**

During the course of operations, numerous transactions occur between individual funds for goods provided or services rendered. These receivables and payables are classified as “due from other funds” or “due to other funds”.

The composition of interfund balances as of June 30, 2021 was as follows:

Receivable Fund	Payable Fund	Amount
General Fund	Nonmajor Special Revenue Funds	\$ 3,825,995
General Fund	Series 2017 Bonds	2,240
General Fund	Enterprise Fund	18,203
Nonmajor Special Revenue Fund	General Fund	9,919
Nonmajor Special Revenue Fund	Nonmajor Special Revenue Fund	1,320
		\$ 3,857,677

During the year, the District transferred \$2 from a nonmajor capital projects fund to the general fund in order to close out the local resources capital projects fund.

**COMAL INDEPENDENT SCHOOL DISTRICT**  
**NOTES TO BASIC FINANCIAL STATEMENTS**

**For the year ended June 30, 2021**

**(6) Capital assets**

Capital asset activity for the year ended June 30, 2021 was as follows:

	<u>Beginning Balance</u>	<u>Increases</u>	<u>Transfers/Decreases</u>	<u>Ending Balance</u>
Governmental activities:				
Capital assets not being depreciated:				
Land	\$ 68,753,256	\$ 5,461,448	\$ -	\$ 74,214,704
Construction in progress	<u>179,693,447</u>	<u>50,584,721</u>	<u>(102,398,043)</u>	<u>127,880,125</u>
Total capital assets not being depreciated	<u>248,446,703</u>	<u>56,046,169</u>	<u>(102,398,043)</u>	<u>202,094,829</u>
Capital assets being depreciated:				
Buildings and improvements	677,513,928	108,278,464	-	785,792,392
Equipment and vehicles	<u>44,365,581</u>	<u>2,803,379</u>	<u>(211,274)</u>	<u>46,957,686</u>
Total capital assets being depreciated	<u>721,879,509</u>	<u>111,081,843</u>	<u>(211,274)</u>	<u>832,750,078</u>
Less: accumulated depreciation for:				
Buildings and improvements	(207,287,442)	(20,534,967)	-	(227,822,409)
Equipment and vehicles	<u>(30,471,914)</u>	<u>(3,003,033)</u>	<u>211,274</u>	<u>(33,263,673)</u>
Total accumulated depreciation	<u>(237,759,356)</u>	<u>(23,538,000)</u>	<u>211,274</u>	<u>(261,086,082)</u>
Total capital assets being depreciated, net	<u>484,120,153</u>	<u>87,543,843</u>	<u>-</u>	<u>571,663,996</u>
Governmental activities capital assets, net	<u>\$ 732,566,856</u>	<u>\$ 143,590,012</u>	<u>\$ (102,398,043)</u>	<u>\$ 773,758,825</u>

**COMAL INDEPENDENT SCHOOL DISTRICT**

**NOTES TO BASIC FINANCIAL STATEMENTS**

**For the year ended June 30, 2021**

(6) Capital assets (continued)

Depreciation expense was charged to functions/programs of the District as follows:

Governmental activities:

Instruction	\$ 13,797,163
Instructional resources and media services	223,090
Curriculum and staff development	194,542
Instructional leadership	573,460
School leadership	1,119,501
Guidance, counseling, and evaluation services	817,692
Social work services	162,232
Health services	268,036
Student transportation	698,778
Food services	953,686
Extracurricular activities	910,285
General administration	526,455
Facilities maintenance and operations	2,262,345
Security and monitoring services	269,867
Data processing services	502,136
Community services	<u>258,732</u>
 Total depreciation expense - governmental activities	 <u>\$ 23,538,000</u>

(7) Deferred charges on bond refundings

The following is a summary of changes in deferred charges on bond refundings for the year ended June 30, 2021:

	<u>Beginning Balance</u>	<u>Additions</u>	<u>Retirements</u>	<u>Ending Balance</u>
Deferred charges on refundings	\$ 25,986,704	\$ (8,378,082)	\$ (865,296)	\$ 16,743,326

**COMAL INDEPENDENT SCHOOL DISTRICT**

**NOTES TO BASIC FINANCIAL STATEMENTS**

**For the year ended June 30, 2021**

**(8) Long-term liabilities**

The following is a summary of changes in long-term liabilities for the year ended June 30, 2021:

	<u>Beginning Balance</u>	<u>Additions</u>	<u>Retirements</u>	<u>Ending Balance</u>	<u>Due Within One Year</u>
Long-term debt:					
General obligation bonds	\$ 722,510,179	\$ 107,720,000	\$ (158,985,000)	\$ 671,245,179	\$ 18,560,000
Accretion payable	22,425,582	719,081	-	23,144,663	1,997,331
Premiums on bonds	71,827,132	15,080,604	(15,440,002)	71,467,734	4,636,330
Other long-term liabilities:					
Compensated absences	<u>1,761,468</u>	<u>497,099</u>	<u>(369,750)</u>	<u>1,888,817</u>	<u>629,617</u>
 Total	 <u>\$ 818,524,361</u>	 <u>\$ 124,016,784</u>	 <u>\$ (174,794,752)</u>	 <u>\$ 767,746,393</u>	 <u>\$ 25,823,278</u>

Bonded debt consisted of the following at June 30, 2021:

General Obligation Bond Series	Date of Issue	Amounts of Original Issue	Maturity Date	Interest Rate	Outstanding at June 30, 2021	Due Within One Year
2005A	3/3/2005	\$ 56,619,965	2023	2.40-4.55%	\$ 3,839,965	\$ 1,997,331
2015 Ref	2/12/2015	79,745,000	2036	2.00-5.00%	70,150,000	995,000
2015B	8/12/2015	118,755,000	2040	2.00-5.00%	108,945,000	4,700,000
2015A Ref	9/24/2015	133,150,000	2038	3.00-5.00%	116,695,000	4,920,000
2016 Ref	11/30/2016	51,660,214	2038	2.00-4.00%	45,420,214	1,035,000
2017	7/19/2017	227,160,000	2042	3.25-5.00%	220,835,000	6,760,000
2017 Ref	12/20/2017	13,335,000	2028	2.00-5.00%	12,390,000	50,000
2020 Ref	11/13/2020	<u>107,720,000</u>	2033	1.50-5.00%	<u>92,970,000</u>	<u>100,000</u>
		<u>\$ 788,145,179</u>			<u>\$ 671,245,179</u>	<u>\$ 20,557,331</u>

For the general obligation bonds, the District has pledged as collateral the proceeds of a continuing, direct annual tax levied against taxable property within the District without limitation as to rate. The Texas Education Code generally limits issuance of additional ad valorem tax bonds if the tax rate needed to pay aggregate principal and interest amounts of the District's tax bond indebtedness exceeds \$0.50 per \$100 of assessed valuation of taxable property within the District. The District currently has a debt service tax rate of \$0.35.

**COMAL INDEPENDENT SCHOOL DISTRICT**

**NOTES TO BASIC FINANCIAL STATEMENTS**

**For the year ended June 30, 2021**

(8) Long-term liabilities (continued)

The District defeased certain outstanding general obligation bonds by placing the proceeds of new bonds in irrevocable trusts to provide for all future debt service payments on the old bonds. Accordingly, the trust accounts assets and the defeased bonds are not included in the District’s financial statements. At June 30, 2021, outstanding bonds of \$-0- are considered defeased.

The annual principal installments for each of the outstanding issues vary each year.

As of June 30, 2021, the debt service requirements to maturity for general obligation bonds are as follows:

Year Ended June 30,	Governmental Activities		
	Principal	Interest	Total
2022	\$ 20,557,331	\$ 34,535,731	\$ 55,093,062
2023	23,112,634	33,829,329	56,941,963
2024	31,685,000	26,871,038	58,556,038
2025	33,725,000	25,329,138	59,054,138
2026	35,460,000	23,692,638	59,152,638
2027-2031	180,775,000	92,442,438	273,217,438
2032-2036	206,890,000	56,257,538	263,147,538
2037-2041	126,165,214	51,260,436	177,425,650
2042	12,875,000	643,750	13,518,750
Total	\$ 671,245,179	\$ 344,862,036	\$ 1,016,107,215

The outstanding 2005A and 2016 Series Bonds include Serial and Capital Appreciation Bonds. The interest shown above, with respect to the Capital Appreciation Bonds, includes the interest to be paid on bonds maturing in the respective years and does not include accrued interest on bonds not maturing in those years.

During the year, the District issued Comal ISD Unlimited Tax Refunding Bonds, Series 2020 for \$107,720,000 to refund the Unlimited Tax Refunding Bonds, Series 2012 and 2012A in the amount \$119,535,000, by placing the proceeds of the new bonds in an irrevocable trust to provide for all future debt service payments on the old bonds. Accordingly, the trust account assets and liabilities for the defeased bonds are not included in the District’s financial statements. As a result of the refunding, the District reduced its total debt service requirements by \$25,305,635 and resulted in an economic gain of \$21,987,662. Bonds outstanding that are considered defeased as a result of the current year refunding total \$-0-.

**COMAL INDEPENDENT SCHOOL DISTRICT**

**NOTES TO BASIC FINANCIAL STATEMENTS**

**For the year ended June 30, 2021**

(9) Operating lease obligations

At June 30, 2021, the District was obligated under operating leases for portable buildings and copiers. Future minimum lease payments on these operating leases are as follows:

2022	\$ 612,307
2023	469,961
2024	18,934
2025	<u>1,407</u>
Total	<u>\$ 1,102,609</u>

Rent expense incurred under operating leases for the year ended June 30, 2021 was \$582,523.

(10) Unearned revenue

At June 30, 2021, unearned revenue in the governmental funds consisted of the following:

	<u>General Fund</u>	<u>Nonmajor Governmental Funds</u>	<u>Total</u>
Federal and state grants	\$ -	\$ 1,209,924	\$ 1,209,924
Other	<u>122,065</u>	<u>-</u>	<u>122,065</u>
Total	<u>\$ 122,065</u>	<u>\$ 1,209,924</u>	<u>\$ 1,331,989</u>

(11) Revenues from local and intermediate sources

For the year ended June 30, 2021, revenues from local and intermediate sources in the governmental funds consisted of the following:

	<u>General Fund</u>	<u>Debt Service Fund</u>	<u>Series 2017 Bond Fund</u>	<u>Nonmajor Governmental Funds</u>	<u>Total</u>
Property taxes	\$ 178,850,869	\$ 67,712,552	\$ -	\$ -	\$ 246,563,421
Investment earnings	114,509	11,989	739,278	4,794	870,570
Penalties, interest, and other tax related income	1,356,120	407,065	-	-	1,763,185
Tuition and fees from patrons	184,709	-	-	2,794,337	2,979,046
Food service	-	-	-	1,325,324	1,325,324
Co-curricular student activities	456,481	-	-	2,157,561	2,614,042
Rent	4,410	-	-	-	4,410
Gifts and donations	27,468	-	-	119,220	146,688
Other	<u>597,895</u>	<u>19,774</u>	<u>-</u>	<u>15,700</u>	<u>633,369</u>
Total	<u>\$ 181,592,461</u>	<u>\$ 68,151,380</u>	<u>\$ 739,278</u>	<u>\$ 6,416,936</u>	<u>\$ 256,900,055</u>

# COMAL INDEPENDENT SCHOOL DISTRICT

## NOTES TO BASIC FINANCIAL STATEMENTS

For the year ended June 30, 2021

### (12) Fund balances

The District complies with GASB Statement No. 54 *Fund Balance Reporting and Governmental Fund Type Definitions*, which establishes fund balance classifications that comprise a hierarchy based primarily on the extent to which a government is bound to observe constraints imposed upon the use of the resources reported in governmental funds. Those fund balance classifications are described below.

Nonspendable – Amounts that cannot be spent because they are either not in a spendable form or are legally or contractually required to be maintained intact.

Restricted – Amounts that can be spent only for specific purposes because of constraints imposed by external providers, or imposed by constitutional provisions or enabling legislation.

Committed – Amounts that can only be used for specific purposes pursuant to approval by formal action by the Board.

Assigned – For the General Fund, the Board, or an official or body that has been delegated authority by the Board, may appropriate amounts that are to be used for a specific purpose. For all other governmental funds, any remaining positive amounts not previously classified as nonspendable, restricted or committed.

Unassigned – Amounts that are available for any purpose; these amounts can be reported only in the District's General Fund.

The detail of the fund balances are included in the Governmental Funds Balance Sheet on page 18.

Fund balance of the District may be committed for a specific purpose by formal action of the Board, the District's highest level of decision-making authority. Commitments may be established, modified, or rescinded only through a resolution approved by the Board. The Board has delegated authority to the Superintendent or the Chief Financial Officer to assign fund balance for a specific purpose. In circumstances where an expenditure is to be made for a purpose for which amounts are available in multiple fund balance classifications, the order in which resources will be expended is as follows: restricted fund balance, committed fund balance, assigned fund balance, and lastly, unassigned fund balance.

### (13) Defined benefit pension plan

#### Plan description

The District participates in a cost-sharing multiple-employer defined benefit pension that has a special funding situation. The plan is administered by the Teacher Retirement System of Texas (TRS). It is a defined benefit pension plan established and administered in accordance with the Texas Constitution, Article XVI, Section 67 and Texas Government Code, Title 8, Subtitle C. The pension trust fund is a qualified pension trust under Section 401(a) of the Internal Revenue Code. The Texas Legislature establishes benefits and contribution rates within the guidelines of the Texas Constitution. The pension's Board of Trustees does not have the authority to establish or amend benefit terms.

All employees of public, state-supported educational institutions in Texas who are employed for one-half or more of the standard workload and who are not exempted from membership under Texas Government Code, Title 8, Section 822.002 are covered by the system.



# COMAL INDEPENDENT SCHOOL DISTRICT

## NOTES TO BASIC FINANCIAL STATEMENTS

For the year ended June 30, 2021

### (13) Defined benefit pension plan (continued)

#### Pension plan fiduciary net position

Detailed information about TRS's fiduciary net position is available in a separately-issued Annual Comprehensive Financial Report (ACFR) that includes financial statements and required supplementary information. That report may be obtained on the internet at <https://www.trs.texas.gov/Pages/aboutpublications.aspx>; by writing to TRS at 1000 Red River Street, Austin, Texas 78701-2698, or by calling (512) 542-6592.

#### Benefits provided

TRS provides service and disability retirement, as well as death and survivor benefits, to eligible employees (and their beneficiaries) of public and higher education in Texas. The pension formula is calculated using 2.3 percent (multiplier) times the average of the five highest annual creditable salaries times years of credited service to arrive at the annual standard annuity except for members who are grandfathered, the three highest annual salaries are used. The normal service retirement is at age 65 with 5 years of credited service or when the sum of the member's age and years of credited service equals 80 or more years. Early retirement is at age 55 with 5 years of service credit or earlier than 55 with 30 years of service credit. There are additional provisions for early retirement if the sum of the member's age and years of service credit total at least 80, but the member is less than age 60 or 62 depending on date of employment, or if the member was grandfathered in under a previous rule. There are no automatic postemployment benefit changes; including automatic cost of living allowances (COLAs). Ad hoc postemployment benefit changes, including ad hoc COLAs can be granted by the Texas Legislature as noted in the plan description above.

Texas Government Code section 821.006 prohibits benefit improvements, if as a result of the particular action, the time required to amortize TRS's unfunded actuarial liabilities would be increased to a period that exceeds 31 years, or, if the amortization period already exceeds 31 years, the period would be increased by such action. Actuarial implications of the funding provided in this manner are determined by the System's actuary.

In May, 2019, the 86<sup>th</sup> Texas Legislature approved the TRS Pension Reform Bill (Senate Bill 12) that provides for gradual contribution increases from the State, participating employers, and active employees to make the pension fund actuarially sound. This action causing the pension fund to be actuarially sound, allowed the legislature to approve funding for a 13<sup>th</sup> check in September 2019. All eligible members retired as of December 31, 2018 received an extra annuity check in either the matching amount of their monthly annuity or \$2,000, whichever was less.

#### Contributions

Contribution requirements are established or amended pursuant to Article 16, section 67 of the Texas Constitution which requires the Texas legislature to establish a member contribution rate of not less than 6% of the member's annual compensation and a state contribution rate of not less than 6% and not more than 10% of the aggregate annual compensation paid to members of the system during the fiscal year.

Employee contribution rates are set in state statute, Texas Government Code 825.402. The TRS Pension Reform Bill (Senate Bill 12) of the 86<sup>th</sup> Texas Legislature amended Texas Government Code 825.402 for member contributions and increased employee and employer contribution rates for fiscal years 2020 thru 2025.

**COMAL INDEPENDENT SCHOOL DISTRICT**

**NOTES TO BASIC FINANCIAL STATEMENTS**

**For the year ended June 30, 2021**

(13) Defined benefit pension plan (continued)

Contributions (continued)

	<u>2021</u>	<u>2020</u>
Contribution Rates:		
Member	7.7%	7.7%
Non-employer contributing entity (state)	7.5%	7.5%
Employers	7.5%	7.5%
District contributions	\$ 4,246,263	\$ 4,016,006
Member contributions	\$ 11,604,701	\$ 11,028,757
NECE on-behalf contributions	\$ 10,018,914	\$ 8,673,689

Contributors to the plan include members, employers and the State of Texas as the only non-employer contributing entity. The State is the employer for senior colleges, medical schools and state agencies including TRS. In each respective role, the State contributes to the plan in accordance with state statutes and the General Appropriations Act (GAA).

As the non-employer contributing entity for public education and junior colleges, the State of Texas contributes to the retirement system an amount equal to the current employer contribution rate times the aggregate annual compensation of all participating members of the pension trust fund during that fiscal year reduced by the amounts described below which are paid by the employers. Employers (public school, junior college, other entities or the State of Texas as the employer for senior universities and medical schools) are required to pay the employer contribution rate in the following instances:

- On the portion of member's salary that exceeds the statutory minimum for members entitled to the statutory minimum under Section 21.402 of the Texas Education Code.
- During a new member's first 90 days of employment.
- When any part or all of an employee's salary is paid by federal funding sources, a privately sponsored source, from non-educational and general, or local funds.
- When the employing district is a public junior college or junior college district, the employer shall contribute to the retirement system an amount equal to 50% of the state contribution rate for certain instructional or administrative employees; and 100% of the state contribution rate for all other employees.

# COMAL INDEPENDENT SCHOOL DISTRICT

## NOTES TO BASIC FINANCIAL STATEMENTS

For the year ended June 30, 2021

### (13) Defined benefit pension plans (continued)

In addition to the employer contributions listed above, there is an additional surcharge an employer is subject to:

- When employing a retiree of TRS the employer shall pay both the member contribution and the state contribution as an employment after retirement surcharge.
- All public schools, charter schools, and regional educational service centers must contribute 1.5% of the member's salary beginning in fiscal year 2020, gradually increasing to 2% in fiscal year 2025.

### Actuarial assumptions

The total pension liability in the August 31, 2019 actuarial valuation was determined using the following actuarial assumptions:

Valuation date	August 31, 2019, rolled forward to August 31, 2020
Actuarial cost method	Individual entry age normal
Asset valuation method	Market value
Single discount rate	7.25%
Long-term expected investment rate of return	7.25%
Municipal bond rate of return	2.33% - Source for the rate is the Fixed Income Market Data/Yield Curve/Data Municipal bonds with 20 years to maturity that include only federally tax exempt municipal bonds as reported in Fidelity Index's "20 Year Municipal GO AA Index"
Inflation	2.30%
Salary increases including inflation	3.05% to 9.05%
Last year ending August 31 in projection period	2119
Ad hoc postemployment benefit changes	None

The actuarial methods and assumptions used in the determination of the total pension liability are the same assumptions used in the actuarial valuation as of August 31, 2019. For a full description of these assumptions please see the actuarial valuation report dated November 14, 2019.

### Discount rate

A single discount rate of 7.25% was used to measure the total pension liability. The single discount rate was based on the expected rate of return on plan investments of 7.25%. The projection of cash flows used to determine this single discount rate assumed that contributions from active members, employers and the non-employer contributing entity will be made at the rates set by the legislature during the 2019 session. It is assumed that future employer and state contributions will be 8.50% of payroll in fiscal year 2020 gradually increasing to 9.55% of payroll over the next several years. This includes all employer and state contributions for active and rehired retirees.

**COMAL INDEPENDENT SCHOOL DISTRICT**

**NOTES TO BASIC FINANCIAL STATEMENTS**

**For the year ended June 30, 2021**

(13) Defined benefit pension plans (continued)

Discount rate (continued)

Based on those assumptions, the pension plan’s fiduciary net position was projected to be available to make all future benefit payments of current plan members. Therefore, the long-term expected rate of return on pension plan investments was applied to all periods of projected benefit payments to determine the total pension liability.

The long-term rate of return on pension plan investments is 7.25%. The long-term expected rate of return on pension plan investments was determined using a building-block method in which best-estimates ranges of expected future real rates of return (expected returns, net of pension plan investment expense and inflation) are developed for each major asset class. These ranges are combined to produce the long-term expected rate of return by weighting the expected future real rates of return by the target asset allocation percentage and by adding expected inflation.

Best estimates of geometric real rates of return for each major asset class included in the system’s target asset allocation as of August 31, 2020 are summarized below:

Asset Class	Target Allocation *	Long-Term Expected Arithmetic Real Rate of Return **	Expected Contributions to Long-Term Portfolio Returns
<b>Global Equity</b>			
U.S.	18.0%	3.9%	0.99%
Non-U.S. Developed	13.0%	5.1%	0.92%
Emerging Markets	9.0%	5.6%	0.83%
Private Equity	14.0%	6.7%	1.41%
<b>Stable Value</b>			
Government Bonds	16.0%	-0.7%	-0.05%
Stable Value Hedge Funds	5.0%	1.9%	0.11%
<b>Real Return</b>			
Real Estate	15.0%	4.6%	1.02%
Energy and Natural Resources	6.0%	6.0%	0.42%
<b>Risk Parity</b>			
Risk Parity	8.0%	3.0%	0.30%
<b>Leverage</b>			
Cash	2.0%	-1.5%	-0.03%
Asset Allocation Leverage	-6.0%	-1.3%	0.08%
Inflation Expectation			2.00%
Volatility Drag***			-0.67%
<b>Total</b>	<u>100.0%</u>		<u>7.33%</u>

\* Target allocations are based on the FY2020 policy model.

\*\* Capital market assumptions come from Aon Hewitt (as of 08/31/2020).

\*\*\* The volatility drag results from the conversion between arithmetic and geometric returns.

**COMAL INDEPENDENT SCHOOL DISTRICT**

**NOTES TO BASIC FINANCIAL STATEMENTS**

**For the year ended June 30, 2021**

(13) Defined benefit pension plans (continued)

Discount rate sensitivity analysis

The following schedule presents the impact of the net pension liability of the plan using the discount rate of 7.25% and what the net pension liability would be if it were calculated using a discount rate that is 1% point lower (6.25%) or 1% point higher (8.25%) than the current rate.

	1% Decrease in Discount Rate (6.25%)	Current Single Discount Rate (7.25%)	1% Increase in Discount Rate (8.25%)
District's proportionate share of the net pension liability	\$ 80,874,145	\$ 52,448,174	\$ 29,352,695

Pension liabilities, pension expense, and deferred outflows of resources and deferred inflows of resources related to pensions

At June 30, 2021, the District reported a liability of \$52,448,174 for its proportionate share of the TRS's net pension liability. This liability reflects a reduction for State pension support provided to the District. The amount recognized by the District as its proportionate share of the net pension liability, the related State support, and the total portion of the net pension liability that was associated with the District were as follows:

District's proportionate share of the collective net pension liability	\$ 52,448,174
State's proportionate share that is associated with the District	<u>112,381,911</u>
Total	<u>\$ 164,830,085</u>

The net pension liability was measured as of August 31, 2019 and rolled forward to August 31, 2020 and the total pension liability used to calculate the net pension liability was determined by an actuarial valuation as of that date. The employer's proportion of the net pension liability was based on the District's contributions to the pension plan relative to the contributions of all employers to the plan for the period September 1, 2019 thru August 31, 2020.

At August 31, 2020 the employer's proportion of the collective net pension liability was 0.0979%, which was a decrease of 0.0116% from its proportion as of August 31, 2019.

Changes since the prior actuarial valuation

There were no changes in assumptions since the prior measurement date.

**COMAL INDEPENDENT SCHOOL DISTRICT**

**NOTES TO BASIC FINANCIAL STATEMENTS**

**For the year ended June 30, 2021**

(13) Defined benefit pension plans (continued)

Pension liabilities, pension expense, and deferred outflows of resources and deferred inflows of resources related to pensions (continued)

For the year ended June 30, 2021, the District recognized pension expense of \$13,517,049 and revenue of \$8,658,725 for support provided by the State.

At June 30, 2021, the District reported its proportionate share of the TRS's deferred outflows of resources and deferred inflows of resources related to pensions from the following sources:

	Deferred Outflows of Resources	Deferred Inflows of Resources
Differences between expected and actual economic experience	\$ 95,766	\$ 1,463,689
Changes in actuarial assumptions	12,169,842	5,174,532
Difference between projected and actual investment earnings	1,061,768	-
Changes in proportion and difference between the District's contributions and the proportionate share of contributions	8,960,919	4,228,462
Contributions paid to TRS subsequent to the measurement date	3,617,701	-
Total	\$ 25,905,996	\$ 10,866,683

The net amounts of the District's balances of deferred outflows and inflows of resources related to pensions will be recognized in pension expense as follows:

Measurement Year Ended August 31,	Pension Expense Amount
2021	\$ 3,841,863
2022	3,697,686
2023	3,375,678
2024	1,557,409
2025	(801,568)
Thereafter	(249,456)
Total	\$ 11,421,612

**COMAL INDEPENDENT SCHOOL DISTRICT**

**NOTES TO BASIC FINANCIAL STATEMENTS**

**For the year ended June 30, 2021**

(14) Defined other postemployment benefit plan

Plan description

The District participates in the Texas Public School Retired Employees Group Insurance Program (TRS-Care). It is a multiple-employer, cost-sharing defined other postemployment benefit (OPEB) plan with a special funding situation. The TRS-Care program was established in 1986 by the Texas Legislature.

The TRS Board of Trustees administers the TRS-Care program and the related fund in accordance with Texas Insurance Code Chapter 1575. The Board of Trustees is granted the authority to establish basic and optional group insurance coverage for participants as well as to amend benefit terms as needed under Chapter 1575.052. The Board may adopt rules, plans, procedures, and orders reasonably necessary to administer the program, including minimum benefits and financing standards.

OPEB plan fiduciary net position

Detail information about the TRS-Care's fiduciary net position is available in the separately issued TRS Annual Comprehensive Financial Report that includes financial statements and required supplementary information. That report may be obtained on the internet at [http://www.trs.texas.gov/Pages/about\\_publications.aspx](http://www.trs.texas.gov/Pages/about_publications.aspx); by writing to TRS at 1000 Red River Street, Austin, TX, 78701-2698; or by calling (512) 542-6592.

Benefits provided

TRS-Care provides health insurance coverage to retirees from public and charter schools, regional education service centers and other educational districts who are members of the TRS pension plan. Optional dependent coverage is available for an additional fee.

Eligible non-Medicare retirees and their dependents may enroll in TRS-Care Standard, a high deductible health plan. Eligible Medicare retirees and their dependents may enroll in the TRS-Care Medicare Advantage medical plan and the TRS-Care Medicare Rx prescription drug plan. To qualify for TRS-Care coverage, a retiree must have at least 10 years of service credit in the TRS pension system. There are no automatic postemployment benefit changes; including automatic COLAs.

The premium rates for the retirees are reflected in the following table:

TRS-Care Monthly Premium Rates				
	<u>Medicare</u>		<u>Non-Medicare</u>	
Retiree*	\$	135	\$	200
Retiree and Spouse		529		689
Retiree* and Children		468		408
Retiree and Family		1,020		999

\* or surviving spouse

COMAL INDEPENDENT SCHOOL DISTRICT

NOTES TO BASIC FINANCIAL STATEMENTS

For the year ended June 30, 2021

(14) Defined other postemployment benefit plan (continued)

Contributions

Contribution rates for the TRS-Care plan are established in state statute by the Texas Legislature, and there is no continuing obligation to provide benefits beyond each fiscal year. The TRS-Care plan is currently funded on a pay-as-you-go basis and is subject to change based on available funding. Funding for TRS-Care is provided by retiree premium contributions and contributions from the state, active employees, and school districts based upon public school district payroll. The TRS Board of Trustees does not have the authority to set or amend contribution rates.

Texas Insurance Code, section 1575.202 establishes the state's contribution rate which is 1.25% of the employee's salary. Section 1575.203 establishes the active employee's rate which is .65% of pay. Section 1575.204 establishes an employer contribution rate of not less than 0.25 percent or not more than 0.75 percent of the salary of each active employee of the public or charter school. The actual employer contribution rate is prescribed by the Legislature in the General Appropriations Act. The following table shows contributions to the TRS-Care plan by type of contributor.

	<u>Contribution Rates</u>	
	<u>2020</u>	<u>2021</u>
Active employee	0.65%	0.65%
Non-employer contributing entity (State)	1.25%	1.25%
Employers	0.75%	0.75%
Federal/private funding remitted by employers	1.25%	1.25%
District contributions	\$1,131,375	\$1,175,643
Member contributions	\$ 930,074	\$ 978,686
NECE on-behalf contributions	\$2,069,858	\$2,043,490

In addition to the employer contributions listed above, there is an additional surcharge all TRS employers are subject to. When hiring a TRS retiree, employers are required to pay TRS Care, a monthly surcharge of \$535 per retiree.

TRS-Care received supplemental appropriations from the State of Texas as the non-employer contributing entity in the amount of \$230.8 million in fiscal year 2020 to maintain premiums and benefit levels in the 2020-2021 biennium.



**COMAL INDEPENDENT SCHOOL DISTRICT**

**NOTES TO BASIC FINANCIAL STATEMENTS**

**For the year ended June 30, 2021**

(14) Defined other postemployment benefit plan (continued)

Actuarial assumptions

The actuarial valuation was performed as of August 31, 2019. Updated procedures were used to roll forward the total OPEB liability to August 31, 2020. The actuarial valuation was determined using the following actuarial assumptions:

The actuarial valuation of the OPEB plan offered through TRS-Care is similar to the actuarial valuation performed for the pension plan, except that the OPEB valuation is more complex. All the demographic assumptions, including rates of retirement, termination, and disability, and most of the economic assumptions, including general inflation and salary increases, used in the OPEB valuation were identical to those used in the respective TRS pension valuation. The demographic assumptions were developed in the experience study performed for TRS for the period ending August 31, 2017.

The following assumptions and other inputs used for members of TRS-Care are based on an established pattern of practice and are identical to the assumptions used in the August 31, 2019 TRS pension actuarial valuation that was rolled forward to August 31, 2020:

Rates of mortality	General inflation
Rates of retirement	Wage inflation
Rates of termination	Expected payroll growth
Rates of disability	

The active mortality rates were based on 90 percent of the RP-2014 Employee Mortality Tables for males and females, with full generational mortality using Scale BB. The post-retirement mortality rates for healthy lives were based on the 2018 TRS of Texas Healthy Pensioner Mortality Tables, with full generational projection using the ultimate improvement rates from the most recently published scale (U-MP).

Additional actuarial methods and assumptions:

Valuation date	August 31, 2019 rolled forward to August 31, 2020
Actuarial cost method	Individual Entry Age Normal
Inflation	2.30%
Single discount rate	2.33%
Aging factors	Based on plan specific experience
Expenses	Third-party administrative expenses related to the delivery of health care benefits are included in age adjusted claims costs.
Salary increases	3.05% to 9.05%, including inflation
Healthcare trend rates	10.80% decreasing to 4.50% for FY 2028
Election rates	Normal retirement: 65% participation prior to age 65 and 40% after age 65, 25% of pre-65 retirees are assumed to discontinue coverage at age 65.
Ad hoc postemployment benefit changes	None

**COMAL INDEPENDENT SCHOOL DISTRICT**

**NOTES TO BASIC FINANCIAL STATEMENTS**

**For the year ended June 30, 2021**

(14) Defined other postemployment benefit plan (continued)

Discount rate

A single discount rate of 2.33% was used to measure the total OPEB liability. There was a decrease of .30% in the discount rate since the previous year. Because the plan is essentially a “pay-as-you-go” plan, the single discount rate is equal to the prevailing municipal bond rate. The projection of cash flows used to determine the discount rate assumed that contributions from active members and those of the contributing employers and the non-employer contributing entity are made at the statutorily required rates. Based on those assumptions, the OPEB plan’s fiduciary net position was projected to not be able to make all future benefit payments of current plan members. Therefore, the municipal bond rate was used for the long-term rate of return and was applied to all periods of projected benefit payments to determine the total OPEB liability.

The source of the municipal bond rate is the Fidelity “20-year Municipal GO AA Index” as of August 31, 2020 using the fixed-income municipal bonds with 20 years to maturity that include only federally tax-exempt municipal bonds.

Discount rate sensitivity analysis

The following schedule shows the impact of the net OPEB liability if the discount rate used was 1% less than and 1% greater than the discount rate that was used (2.33%) in measuring the net OPEB liability.

	1% Decrease in Discount Rate (1.33%)	Current Single Discount Rate (2.33%)	1% Increase in Discount Rate (3.33%)
District’s proportionate share of the net OPEB liability:	\$ 68,633,850	\$ 57,194,984	\$ 48,159,921

OPEB liabilities, OPEB expense, and deferred outflows of resources and deferred inflows of resources related to OPEBs

At August 31, 2020, the District reported a liability of \$57,194,984 for its proportionate share of the TRS’s net OPEB liability. This liability reflects a reduction for State OPEB support provided to the District. The amount recognized by the District as its proportionate share of the net OPEB liability, the related State support, and the total portion of the net OPEB liability that was associated with the District were as follows:

District’s proportionate share of the collective net OPEB liability	\$ 57,194,984
State’s proportionate share that is associated with District	76,856,348
Total	\$ 134,051,332

**COMAL INDEPENDENT SCHOOL DISTRICT**

**NOTES TO BASIC FINANCIAL STATEMENTS**

**For the year ended June 30, 2021**

(14) Defined other postemployment benefit plan (continued)

OPEB liabilities, OPEB expense, and deferred outflows of resources and deferred inflows of resources related to OPEBs (continued)

The net OPEB liability was measured as of August 31, 2019 and rolled forward to August 31, 2020 and the total OPEB liability used to calculate the net OPEB liability was determined by an actuarial valuation as of that date. The employer’s proportion of the net OPEB liability was based on the employer’s contributions to the OPEB relative to the contributions of all employers to the plan for the period September 1, 2019 thru August 31, 2020.

At June 30, 2021 the employer’s proportion of the collective net OPEB liability was 0.150% compared to 0.151% as of June 30, 2020.

The following schedule shows the impact of the net OPEB liability if a healthcare trend rate that is 1% less than and 1% greater than the health rates assumed.

	1% Decrease in Healthcare Trend Rate	Current Single Healthcare Trend Rate	1% Increase in Healthcare Trend Rate
District’s proportionate share of the net OPEB liability	<u>\$ 46,720,974</u>	<u>\$ 57,194,984</u>	<u>\$ 71,144,884</u>

Changes since the prior actuarial valuation

The following were changes to the actuarial assumptions or other inputs that affected measurement of the total OPEB liability since the prior measurement period:

- The discount rate changed from 2.63 percent as of August 31, 2019 to 2.33 percent as of August 31, 2020. This change increased the total OPEB liability (TOL).
- The participation rate for post-65 retirees was lowered from 50 percent to 40 percent. This change lowered the total OPEB liability.
- The ultimate health care trend rate assumption was lowered from 4.5 percent to 4.25 percent as a result of Congress’ repeal of the excise (Cadillac) tax on high-cost employer health plans in December 2019. This change lowered the total OPEB liability.

Changes of benefit terms since the prior measurement date

There were no changes in benefit terms since the prior measurement date.

**COMAL INDEPENDENT SCHOOL DISTRICT**

**NOTES TO BASIC FINANCIAL STATEMENTS**

**For the year ended June 30, 2021**

(14) Defined other postemployment benefit plan (continued)

The amount of OPEB expense recognized by the District in the reporting period was \$533,661 and revenue of \$1,536,660 for support provided by the State.

At June 30, 2021, the District reported its proportionate share of the TRS's deferred outflows of resources and deferred inflows of resources related to other postemployment benefits from the following sources:

	Deferred Outflows of Resources	Deferred Inflows of Resources
Differences between expected and actual economic experience	\$ 2,994,707	\$ 26,175,349
Changes in actuarial assumptions	3,527,741	15,706,038
Difference between projected and actual investment earnings	18,586	-
Changes in proportion and difference between the District's contributions and the proportionate share of contributions	6,197,709	138,461
Contributions paid to TRS subsequent to the measurement date	990,903	-
Total	\$ 13,729,646	\$ 42,019,848

The net amounts of the employer's balances of deferred outflows and inflows of resources related to OPEB will be recognized in OPEB expense as follows:

Measurement Year Ended August 31,	OPEB Expense Amount
2021	\$ (4,938,953)
2022	(4,941,438)
2023	(4,942,859)
2024	(4,942,470)
2025	(3,414,771)
Thereafter	(6,100,614)
Total	\$ (29,281,105)

(15) Health care coverage

During the year ended June 30, 2021, employees of the District were covered by a health insurance plan (the "Plan"). The District contributed \$390 per month per employee to the Plan, and employees, at their option, authorized payroll withholdings to pay contributions or premiums for dependents. All contributions were paid to a licensed insurer. The Plan was authorized by Section 21.922, Texas Education Code and was documented by contractual agreement.

The District recognizes as revenues and expenditures retiree drug subsidy reimbursements under the provisions of Medicare Part D made by the federal government to the TRS on behalf of the District. For the year ended June 30, 2021, reimbursements of \$741,672 were received by TRS and allocated to the District.

**COMAL INDEPENDENT SCHOOL DISTRICT**

**NOTES TO BASIC FINANCIAL STATEMENTS**

**For the year ended June 30, 2021**

(16) Workers' compensation plan

The District has a partially self-insured workers' compensation plan administered by Claims Administrative Services, who acts on behalf of the self-funded pool. Contributions are made based on statutory rates established for the District's various types of employees. The District opted not to purchase individual stop-loss coverage; however, the District is protected against unanticipated catastrophic aggregate loss by stop-loss coverage purchased by Claims Administrative Services. A reconciliation of the estimated claim liability is as follows:

Year Ended	Beginning Liability	Estimated Current Year Claims	Claim Payments	Ending Liability
June 30, 2020	\$ 624,835	\$ 148,229	\$ (322,144)	\$ 450,920
June 30, 2021	450,920	561,583	(469,300)	543,203

(17) Tax abatements

On November 17, 2011, the District's Board approved an agreement with TXI Cement Manufacturing Plant ("TXI") for a Limitation on Appraised Value of Property for School District Maintenance and Operations pursuant to Chapter 313 of the Texas Tax Code, i.e. the Texas Development Act, as set forth in Chapter 313 of the Texas Tax Code, as amended. TXI qualified for a tax limitation agreement under Texas Tax Code Section 313.024(b)(1), as a manufacturing project.

Value limitation agreements are a part of a state program, originally created in 2001 which allows school districts to limit the taxable value of an approved project for maintenance and operations for a period of years specified in statute. The projects under the Chapter 313 agreement must be consistent with the State of Texas' goal to encourage large scale capital investments in the state. Chapter 313 of the Texas Tax Code grants eligibility to companies engaged in manufacturing, research and development, renewable electric energy production, clean coal projects, nuclear power generation and Texas Priority projects.

In order to qualify for a value limitation agreement, each applicant, including TXI, has been required to meet a series of capital investment, job creation, and wage requirements specified by state law. At the time of the application's approval, the agreement was found to have done so by both the District's Board and the Texas Comptroller's Office, which recommended approval of the project.

After approval, the applicant company must maintain a viable presence in the District for the entire period of the value limitation plus a period of years thereafter. In addition, there are specific reporting requirements, which are monitored on an annual and biennial basis in order to ensure relevant job, wage, and operational requirements are being met.

In the event that TXI terminates the agreement without the consent of the District, or in the event that TXI or its successor-in-interest fails to comply in any material respect with the terms of the agreement or to meet any material obligation under this agreement, then the District shall be entitled to the recapture of all ad valorem tax revenue lost as a result of this agreement together with the payment of penalty and interest, on that recaptured ad valorem tax revenue. Penalties on said amounts shall be calculated in accordance with the methodology set forth in Texas Tax Code Section 33.01(a), or its successor statute. Interest on said amounts shall be calculated in accordance with the methodology set forth in Texas Tax Code Section 33.01(c), or its successor statute. The

**COMAL INDEPENDENT SCHOOL DISTRICT**

**NOTES TO BASIC FINANCIAL STATEMENTS**

**For the year ended June 30, 2021**

(17) Tax abatements (continued)

agreement provides an administrative procedure to determine any company liability. Ultimately, enforcement of any payment obligation is through the local state district court.

As of the date of this report, the applicant company is in full compliance with all of its obligations under law and the agreement itself.

(A)	(B)	(C)	(D)	(E)	(F)	(G)
Project Value	Project's Value Limitation Amount	Amount of Applicant's M&O Taxes Paid	Amount of Applicant's M&O Taxes Reduced	Company Revenue/Loss Payment to School District	Company Supplemental Payment to School District	Net Benefit (Loss) to the School District (C+E+F)
\$ 168,000,000	\$ 100,000,000	\$ 925,700	\$ 629,476	\$ 34,905	\$ 186,075	\$ 1,146,680

(18) Risk management

The District's risk management program includes coverages through third party insurance providers for property, automobile liability, school professional liability, crime, and other miscellaneous bonds. During the year ended June 30, 2021, there were no significant reductions in insurance coverage from coverage in the prior year. Losses in excess of the various deductible levels are covered through traditional indemnity coverage for buildings and contents, and vehicle liability with various insurance firms. Settled claims have not exceeded insurance limits for the past three years.

(19) Commitments and contingencies

The District participates in a number of federal financial assistance programs. Although the District grant programs have been audited in accordance with the provisions of the Uniform Guidance through June 30, 2021, these programs are subject to financial and compliance audits. The amounts, if any, of expenditures which may be disallowed by the granting agencies cannot be determined at this time, although the District expects such amounts, if any, to be immaterial.

As of June 30, 2021, the District was committed under construction contracts with the following remaining balances:

Project Name	Contract Amount	Paid to Date	Commitment Balance Remaining	Retainage Payable Amount
Comal High School #5 (PHS)	\$ 123,786,382	\$ 111,666,391	\$ 12,119,991	\$ 5,877,178
Perimeter Fencing (DHS)	164,161	122,703	41,458	6,458
Pressbox (CHS)	893,500	185,082	708,418	9,741
Total construction commitments	<u>\$ 124,844,043</u>	<u>\$ 111,974,176</u>	<u>\$ 12,869,867</u>	<u>\$ 5,893,377</u>

# COMAL INDEPENDENT SCHOOL DISTRICT

## NOTES TO BASIC FINANCIAL STATEMENTS

For the year ended June 30, 2021

### (20) New accounting policy and restatement of net position

As of July 1, 2020, the District implemented GASB Statement No. 84, *Fiduciary Activities*. This Statement establishes new criteria for identifying fiduciary activities which, when met, require that the activities be reported in a fiduciary fund in the basic financial statements. A statement of fiduciary net position and a statement of changes in fiduciary net position are required to be presented for these activities. The implementation of GASB Statement No. 84 resulted in a restatement of net position for the custodial fund (student activity fund) of \$625,499 for the year ended June 30, 2021.

### (21) Restatement of net position

During the fiscal year ended June 30, 2021, the District noted that various capital assets had been recorded in excess of \$1,093,077 in prior years. The result was a decrease to governmental activities net position in the current year.

### (22) Deficit net position

At June 30, 2021, the District has a deficit net position in the government-wide statement of net position. This deficit is due to the effect of GASB Statements 68 and 75 related to net pension liability and OPEB liability.

### (23) Subsequent events

Subsequent to year-end \$20,000,000 of maintenance tax notes were issued to fund operating costs of the District prior to receipt of property tax revenue and \$17,500,000 of Comal Independent School District Unlimited Tax Refunding Bonds, Series 2015 were called for redemption and shall be redeemed on February 1, 2024.

(this page intentionally left blank)



**APPENDIX D**

**Form of Opinion of Bond Counsel**

(this page intentionally left blank)



ESCAMILLA & PONECK, LLP

ATTORNEYS AND COUNSELORS

Phone (210) 225-0001 · FAX (210) 225-0041 · escamillaponeck.com

[Delivery Date]

§  
**COMAL INDEPENDENT SCHOOL DISTRICT**  
**(A political subdivision of the State of Texas located in Comal, Bexar,  
Guadalupe, Hays and Kendall Counties, Texas)**  
**UNLIMITED TAX SCHOOL BUILDING BONDS, SERIES 2022**

WE HAVE ACTED as Bond Counsel for the COMAL INDEPENDENT SCHOOL DISTRICT (the "District") in connection with issuance of the captioned bonds (the "Bonds") for the purpose of rendering an opinion with respect to the legality and validity of the Bonds under the Constitution and laws of the State of Texas and with respect to the exclusion of interest on the Bonds from gross income for federal income tax purposes. In rendering the opinion herein, we have relied upon a transcript of certain certified proceedings pertaining to the issuance of the Bonds as described in the District's order authorizing the Bonds (the "Order"). The transcript contains certified copies of certain proceedings of the District and certain certifications and representations, other material facts within the knowledge and control of the District, an opinion of the Attorney General of Texas to the effect that the initial Bond is a valid and binding obligation of the District, all upon which we rely; and certain other customary documents and instruments authorizing and relating to the issuance of the Bonds.

THE BONDS are being issued to provide funds to be used for the purposes of (i) construction, renovation, acquisition, and equipment of school buildings in the District, the purchase of necessary sites for school buildings, and the purchase of new school buses, (ii) the acquisition of technology equipment, and (iii) paying the costs of issuance of the Bonds.

BASED ON SUCH EXAMINATION, our opinion is as follows:

The transcript of certified proceedings evidences complete legal authority for the issuance of the Bonds in full compliance with the Constitution and laws of the State of Texas presently in effect; and constitute valid and legally binding obligations of the District in accordance with the terms and conditions thereof, except to the extent that the rights and remedies of the owners of the Bonds may be limited by laws heretofore or hereafter enacted relating to bankruptcy, insolvency, reorganization, moratorium or other similar laws affecting the rights of creditors of political subdivisions and the exercise of judicial discretion in appropriate cases.

The Bonds are payable, both as to principal and interest, from the receipts of an annual ad valorem tax levied, without legal limits as to rate or amount, upon taxable property located within the District, except to the extent the enforceability thereof may be affected by bankruptcy, insolvency, reorganization, moratorium, or other similar laws affecting creditors' rights or the exercise of judicial discretion in accordance with general principles of equity, which taxes have been pledged irrevocably to pay the principal of and the interest on the Bonds.

700 North St. Mary's Street, Suite 850 · San Antonio, Texas 78205

---

Austin   Dallas   El Paso   Fort Worth   Houston   Mission   San Antonio   ·   Louisiana   ·   Mexico City

---

Pursuant to section 103 of the Internal Revenue Code of 1986, as amended to the date hereof (the "Code"), and existing regulations, published rulings, and court decisions thereunder, in assuming continuing compliance after the date hereof by the District with the provisions of the Order relating to sections 141 through 150 of the Code, interest on the Bonds will be excludable from the gross income, as defined in section 61 of the Code, of the owners thereof for federal income tax purposes, and such interest will not be included in computing the alternative minimum taxable income of the owners thereof who are individuals.

WE EXPRESS NO FURTHER OPINION with respect to any federal, state, or local tax consequences under present law or any proposed legislation resulting from the receipt or accrual of interest on, or the acquisition or disposition of, the Bonds. Ownership of tax-exempt obligations such as the Bonds may result in collateral federal tax consequences to, among others, financial institutions, life insurance companies, property and casualty insurance companies, certain foreign corporations doing business in the United States, "S" corporations with subchapter "C" earnings and profits, owners of an interest in a financial asset securitization investment trust, individual recipients of Social Security or Railroad Retirement benefits, individuals otherwise qualifying for the earning income credit, and taxpayers who may be deemed to have incurred or continued indebtedness to purchase or carry, or have paid or incurred certain expenses allocable to, tax-exempt obligations.

WE HAVE NOT BEEN REQUESTED to examine, and have not investigated or verified, any original proceedings, records, data or other material, but have relied upon the transcript of certified proceedings. We have not assumed any responsibility with respect to the financial condition or capabilities of the District or the disclosure thereof in connection with the sale of the Bonds. Our role in connection with the District's Official Statement prepared for use in connection with the sale of the Bonds has been limited as described therein.

OUR OPINION IS BASED on existing law, which is subject to change. Such opinion is further based on our knowledge of facts as of the date hereof. We assume no duty to update or supplement our opinion to reflect any facts or circumstances that may thereafter come to our attention or to reflect any changes in any law that may thereafter occur or become effective. Moreover, our opinion is not a guarantee of result and is not binding on the Internal Revenue Service; rather, such opinion represents our legal judgment based upon our review of existing law that we deem relevant to such opinion and in reliance upon the representations and covenants referenced above.

THE INTERNAL REVENUE SERVICE HAS AN ONGOING AUDIT PROGRAM to determine compliance with rules relating to whether interest on state or local obligations is excludable from gross income for federal income tax purposes. No assurance can be given regarding whether or not the Service will commence an audit of the Bonds. If such an audit is commenced, under current procedures, the Service would treat the District as the taxpayer, and Owners of the Bonds would have no right to participate in the audit process. We observe that the District has covenanted not to take any action, or omit to take any action within its control, that, if

taken or omitted, respectively, may result in the treatment of interest on the Bonds as includable in gross income for federal income tax purposes.

THIS LEGAL OPINION expresses the professional judgment of this firm as to the legal issues explicitly addressed therein. In rendering a legal opinion, we do not become an insurer or guarantor of that expression of professional judgment, of the transaction opined upon, or of the future performance of the parties to the transaction. Nor does the rendering of our opinion guarantee the outcome of any legal dispute that may arise out of the transaction.

Respectfully,

(this page intentionally left blank)



Financial Advisory Services  
Provided By:

