

**PRELIMINARY OFFICIAL STATEMENT**  
**Dated: November 4, 2021**

**NEW ISSUE: BOOK-ENTRY-ONLY**

*Interest on the Bonds (defined below) is not excludable for federal tax purposes. "TAX MATTERS" herein.*

**\$19,280,000\***  
**JACKSONVILLE INDEPENDENT SCHOOL DISTRICT**  
**(A political subdivision of the State of Texas located in Cherokee County, Texas)**  
**Unlimited Tax Refunding Bonds, Taxable Series 2021**

**Interest Accrual/Accretion Date: Date of Delivery**  
**Dated Date: December 1, 2021**

**Due: February 15, as shown on the inside cover page**

The Jacksonville Independent School District Unlimited Tax Refunding Bonds, Taxable Series 2021 (the "Bonds") which are issued in part as Current Interest Bonds ("CIBs") and in part as Premium Capital Appreciation Bonds ("CABs"), as shown on the inside cover page hereof, are being issued pursuant to the Constitution and general laws of the State of Texas, including Chapter 1207, Texas Government Code, as amended ("Chapter 1207"), and an order (the "Bond Order") authorizing the issuance of the Bonds adopted on October 18, 2021 by the Board of Trustees (the "Board") of the Jacksonville Independent School District (the "District"). As permitted by the provisions of Chapter 1207, the Board, in the Bond Order, delegated the authority to certain District officials (each, a "Pricing Officer") to execute approval of a pricing certificate establishing the pricing terms for the Bonds (the "Pricing Certificate" and together with the Bond Order, the "Order"). The Bonds are payable as to principal and interest from the proceeds of an annual ad valorem tax levied, without legal limit as to rate or amount, against all taxable property located within the District. The District has received conditional approval from the Texas Education Agency for the Bonds to be guaranteed under the State of Texas Permanent School Fund Guarantee Program (hereinafter defined) which will automatically become effective when the Attorney General of Texas approves the Bonds. (See "THE PERMANENT SCHOOL FUND GUARANTEE PROGRAM").

Interest on the CIBs will accrue from the Date of Delivery and will be payable on February 15 and August 15 of each year, commencing February 15, 2022, until stated maturity or prior redemption. Interest on the CABs will accrete from the Date of Delivery, compound semiannually on each February 15 and August 15, commencing February 15, 2022, and will be payable only upon stated maturity. The CIBs will be issued in fully registered form in principal denominations of \$5,000 or any integral multiple thereof within a stated maturity, and the CABs will be issued as fully registered bonds in denominations of \$5,000, representing the total amount of principal, plus the initial premium, if any, paid therefor, and accreted interest payable upon stated maturity (the "Maturity Value"), or any integral multiple thereof. Principal of the CIBs and Maturity Value of the CABs will be payable by the Paying Agent/Registrar, which initially is BOKF, NA, Dallas, Texas (the "Paying Agent/Registrar"), upon presentation and surrender of the Bonds for payment; provided, however, that so long as Cede & Co. (or other DTC nominee) is the registered owner of the Bonds, all payments will be made as described under "BOOK-ENTRY-ONLY SYSTEM" herein. Interest on the CIBs is payable by check dated as of the interest payment date and mailed by the Paying Agent/Registrar to the registered owners as shown on the records of the Paying Agent/Registrar on the close of business as of the last business day of the month next preceding each interest payment date.

The District intends to utilize the Book-Entry-Only System of The Depository Trust Company, New York, New York ("DTC"). Such Book-Entry-Only System will affect the method and timing of payment and the method of transfer of the Bonds. (See "BOOK-ENTRY-ONLY SYSTEM").

Proceeds from the sale of the Bonds will be used to (i) refund a portion of the District's outstanding bonds for debt service savings and (ii) pay the costs of issuing the Bonds. (See "THE BONDS - Authorization and Purpose" and "SCHEDULE I – Schedule of Refunded Bonds").

The CIBs maturing on and after February 15, 2032 are subject to redemption at the option of the District in whole or in part, in principal amounts of \$5,000 or integral multiples thereof, on August 15, 2031 or any date thereafter, at a price equal to the principal amount thereof, plus accrued interest to the date of redemption. The CABs are not subject to redemption prior to stated maturity. (See "THE BONDS – Redemption Provisions"). If two or more serial CIBs of consecutive maturities are combined into one or more "Term Bonds" by the Underwriters, such Term Bonds will be subject to mandatory sinking fund redemption in accordance with the provisions of the Order (see "THE BONDS – Mandatory Sinking Fund Redemption").

**MATURITY SCHEDULE**  
(On Inside Cover)

*The Bonds are offered for delivery when, as and if issued, and received by the initial purchasers named below (the "Underwriters") subject to the approval of legality by the Attorney General of the State of Texas and the approval of certain legal matters by McCall, Parkhurst & Horton L.L.P., Dallas, Texas, Bond Counsel. Certain legal matters will be passed upon for the Underwriters by their counsel, Norton Rose Fulbright US LLP, Austin, Texas. The Bonds are expected to be available for initial delivery through the facilities of DTC on or about December 9, 2021.*

**PIPER SANDLER & CO.**

**BAIRD**

\*Preliminary, subject to change.

**\$19,280,000\***  
**JACKSONVILLE INDEPENDENT SCHOOL DISTRICT**  
**(A political subdivision of the State of Texas located in Cherokee County, Texas)**  
**UNLIMITED TAX REFUNDING BONDS, TAXABLE SERIES 2021**

**MATURITY SCHEDULE\***  
Base CUSIP No: 469736<sup>(1)</sup>

**\$18,610,000\* Current Interest Bonds**

<b>Maturity Date (2/15)</b>	<b>Principal Amount*</b>	<b>Interest Rate</b>	<b>Initial Yield</b>	<b>CUSIP No. Suffix<sup>(1)</sup></b>
2022	\$470,000			
**	**			
2026	910,000			
2027	970,000			
2028	1,015,000			
2029	1,070,000			
2030	1,125,000			
2031	865,000			
2032	895,000			
2033	920,000			
2034	945,000			
2035	975,000			
2036	2,015,000			
2037	2,080,000			
2038	2,145,000			
2039	2,210,000			

(Interest to accrue from the Date of Delivery)

**\$670,000\* Capital Appreciation Bonds**

<b>Maturity Date</b>	<b>Principal* Amount</b>	<b>Initial Yield to Maturity</b>	<b>Maturity* Value</b>	<b>Initial Offering Price per \$5,000 in Maturity Value</b>	<b>CUSIP Suffix No.<sup>(1)</sup></b>
2/15/2023	\$335,000		\$660,000		
2/15/2024	190,000		670,000		
2/15/2025	145,000		860,000		

(Interest to accrete from the Date of Delivery)

<sup>(1)</sup> CUSIP numbers are included solely for the convenience of owners of the Bonds. CUSIP is a registered trademark of The American Bankers Association. CUSIP data herein is provided by CUSIP Global Services, managed by S&P Global Market Intelligence on behalf of The American Bankers Association. This data is not intended to create a database and does not serve in any way as a substitute for the CUSIP Services. None of the District, the Financial Advisor, or the Underwriters are responsible for the selection or correctness of the CUSIP numbers set forth herein.

\*Preliminary, subject to change.

# JACKSONVILLE INDEPENDENT SCHOOL DISTRICT

## BOARD OF TRUSTEES

<u>Name</u>	<u>Date Initially Elected</u>	<u>Current Term Expires</u>	<u>Occupation</u>
Randy McCown, President	2012	2024	Business Owner
Todd Travis, Vice President	2009	2024	Hubert Glass Oil Company
Dean Dublin, Secretary	2017	2023	Self Employed
Jeff Horton, Member	2011	2022	Self Employed
Matthew Leinback, Member	2019	2022	Halbert Mills Co.
Blake Stephens, Member	2020	2024	Self Employed
Jill Penn, Member	2020	2023	Attorney

## APPOINTED OFFICIALS

<u>Name</u>	<u>Position</u>	<u>Length of Education Service</u>	<u>Length of Service with District</u>
Brad Stewart	Superintendent	23 Years	23 Years
Lisa Cox	Associate Superintendent of Curriculum & Instruction	28 Years	18 Years
Sara Gill	Associate Superintendent of Student Services	22 Years	22 Years
Luke Ocker	Chief Financial Officer	4 Years	1 Year

## CONSULTANTS AND ADVISORS

McCall, Parkhurst & Horton L.L.P., Dallas, Texas	Bond Counsel
SAMCO Capital Markets, Inc., Plano, Texas	Financial Advisor
Rachael Payne, CPA, PLLC, Carthage, Texas	Certified Public Accountants

For additional information, contact:

Brad Stewart  
Superintendent  
Jacksonville Independent School District  
800 College Avenue  
Jacksonville, Texas 75766  
(903) 586-6511

Doug Whitt / Brian Grubbs / Robert White  
SAMCO Capital Markets, Inc.  
5800 Granite Parkway, Suite 210  
Plano, Texas 75024  
(214) 765-1469  
(214) 279-8683 (Fax)

## USE OF INFORMATION IN OFFICIAL STATEMENT

For purposes of compliance with Rule 15c2-12 of the United States Securities and Exchange Commission ("Rule 15c2-12"), as amended, and in effect on the date of this Preliminary Official Statement, this document constitutes an "official statement" of the District with respect to the Bonds that has been "deemed final" by the District as of its date except for the omission of no more than the information permitted by Rule 15c2-12.

This Official Statement, which includes the cover page, Schedules I and II and the Appendices hereto, does not constitute an offer to sell or the solicitation of an offer to buy in any jurisdiction to any person to whom it is unlawful to make such offer, solicitation or sale.

No dealer, broker, salesperson or other person has been authorized to give information or to make any representation other than those contained in this Official Statement, and, if given or made, such other information or representations must not be relied upon.

The Underwriters have provided the following sentence for inclusion in this Official Statement. The Underwriters have reviewed the information in the Official Statement pursuant to their respective responsibilities to investors under the federal securities laws, but the Underwriters does not guarantee the accuracy or completeness of such information.

The information set forth herein has been obtained from the District and other sources believed to be reliable, but such information is not guaranteed as to accuracy or completeness and is not to be construed as the promise or guarantee of the District, the Financial Advisor or the Underwriters. This Official Statement contains, in part, estimates and matters of opinion which are not intended as statements of fact, and no representation is made as to the correctness of such estimates and opinions, or that they will be realized.

The information and expressions of opinion contained herein are subject to change without notice, and neither the delivery of this Official Statement nor any sale made hereunder shall, under any circumstances, create any implication that there has been no change in the affairs of the District or other matters described herein. See "THE PERMANENT SCHOOL FUND GUARANTEE PROGRAM – PSF Continuing Disclosure Undertaking" and "CONTINUING DISCLOSURE OF INFORMATION" for a description of the undertakings of the Texas Education Agency ("TEA") and the District, respectively to provide certain information on a continuing basis.

THE BONDS ARE EXEMPT FROM REGISTRATION WITH THE UNITED STATES SECURITIES AND EXCHANGE COMMISSION AND CONSEQUENTLY HAVE NOT BEEN REGISTERED THEREWITH. THE REGISTRATION, QUALIFICATION, OR EXEMPTION OF THE BONDS IN ACCORDANCE WITH APPLICABLE SECURITIES LAW PROVISIONS OF THE JURISDICTIONS IN WHICH THE BONDS HAVE BEEN REGISTERED, QUALIFIED, OR EXEMPTED SHOULD NOT BE REGARDED AS A RECOMMENDATION THEREOF.

IN CONNECTION WITH THIS OFFERING, THE UNDERWRITERS MAY OVER-ALLOT OR EFFECT TRANSACTIONS WHICH STABILIZE THE MARKET PRICE OF THE BONDS AT A LEVEL ABOVE THAT WHICH MIGHT OTHERWISE PREVAIL IN THE OPEN MARKET. SUCH STABILIZING, IF COMMENCED, MAY BE DISCONTINUED AT ANY TIME.

NONE OF THE DISTRICT, ITS FINANCIAL ADVISOR, OR THE UNDERWRITERS MAKE ANY REPRESENTATION OR WARRANTY WITH RESPECT TO THE INFORMATION CONTAINED IN THIS OFFICIAL STATEMENT REGARDING THE DEPOSITORY TRUST COMPANY ("DTC") OR ITS BOOK-ENTRY-ONLY SYSTEM DESCRIBED UNDER "BOOK-ENTRY-ONLY SYSTEM" OR THE AFFAIRS OF THE TEA DESCRIBED UNDER "THE PERMANENT SCHOOL FUND GUARANTEE PROGRAM", AS SUCH INFORMATION WAS PROVIDED BY THE DTC AND THE TEA, RESPECTIVELY.

THIS OFFICIAL STATEMENT CONTAINS "FORWARD-LOOKING" STATEMENTS WITHIN THE MEANING OF SECTION 21E OF THE SECURITIES EXCHANGE ACT OF 1934, AS AMENDED. SUCH STATEMENTS MAY INVOLVE KNOWN AND UNKNOWN RISKS, UNCERTAINTIES AND OTHER FACTORS WHICH MAY CAUSE THE ACTUAL RESULTS, PERFORMANCE AND ACHIEVEMENTS TO BE DIFFERENT FROM THE FUTURE RESULTS, PERFORMANCE AND ACHIEVEMENTS EXPRESSED OR IMPLIED BY SUCH FORWARD-LOOKING STATEMENTS. INVESTORS ARE CAUTIONED THAT THE ACTUAL RESULTS COULD DIFFER MATERIALLY FROM THOSE SET FORTH IN THE FORWARD-LOOKING STATEMENTS.

The agreements of the District and others related to the Bonds are contained solely in the contracts described herein. Neither this Official Statement nor any other statement made in connection with the offer or sale of the Bonds is to be construed as constituting an agreement with the purchasers of the Bonds. INVESTORS SHOULD READ THE ENTIRE OFFICIAL STATEMENT, INCLUDING SCHEDULES I AND II AND ALL APPENDICES ATTACHED HERETO, TO OBTAIN INFORMATION ESSENTIAL TO MAKING AN INFORMED INVESTMENT DECISION.

### TABLE OF CONTENTS

<p>SELECTED DATA FROM THE OFFICIAL STATEMENT ..... 1</p> <p>INTRODUCTORY STATEMENT ..... 2</p> <p>COVID-19 ..... 2</p> <p>THE BONDS ..... 3</p> <p style="padding-left: 20px;">Authorization and Purpose ..... 3</p> <p style="padding-left: 20px;">Refunded Bonds ..... 3</p> <p style="padding-left: 20px;">General Description ..... 4</p> <p style="padding-left: 20px;">Redemption Provisions ..... 4</p> <p style="padding-left: 20px;">Mandatory Sinking Fund Redemption ..... 4</p> <p style="padding-left: 20px;">Notice of Redemption and DTC Notices ..... 4</p> <p style="padding-left: 20px;">Yield on Premium Capital Appreciation Bonds ..... 4</p> <p style="padding-left: 20px;">Security ..... 5</p> <p style="padding-left: 20px;">Permanent School Fund Guarantee ..... 5</p> <p style="padding-left: 20px;">Legality ..... 5</p> <p style="padding-left: 20px;">Payment Record ..... 5</p> <p style="padding-left: 20px;">Amendments ..... 5</p> <p style="padding-left: 20px;">Defeasance ..... 5</p> <p style="padding-left: 20px;">Sources and Uses of Funds ..... 6</p> <p>REGISTERED OWNERS' REMEDIES ..... 6</p> <p>BOOK-ENTRY-ONLY SYSTEM ..... 6</p> <p>REGISTRATION, TRANSFER AND EXCHANGE ..... 8</p> <p>THE PERMANENT SCHOOL FUND GUARANTEE PROGRAM... 8</p> <p>STATE AND LOCAL FUNDING OF SCHOOL DISTRICTS IN TEXAS ..... 23</p>	<p>CURRENT PUBLIC SCHOOL FINANCE SYSTEM ..... 23</p> <p>CURRENT PUBLIC SCHOOL FINANCE SYSTEM AS APPLIED TO THE DISTRICT ..... 27</p> <p>AD VALOREM TAX PROCEDURES ..... 27</p> <p>TAX RATE LIMITATIONS ..... 29</p> <p>THE PROPERTY TAX CODE AS APPLIED TO THE DISTRICT 31</p> <p>EMPLOYEE BENEFIT PLANS AND OTHER POST-EMPLOYMENT BENEFITS ..... 31</p> <p>RATINGS ..... 31</p> <p>LEGAL MATTERS ..... 32</p> <p>TAX MATTERS ..... 32</p> <p>INVESTMENT POLICIES ..... 33</p> <p>REGISTRATION AND QUALIFICATION OF BONDS FOR SALE 35</p> <p>FINANCIAL ADVISOR ..... 35</p> <p>LEGAL INVESTMENTS AND ELIGIBILITY TO SECURE PUBLIC FUNDS IN TEXAS ..... 35</p> <p>CONTINUING DISCLOSURE OF INFORMATION ..... 35</p> <p>VERIFICATION OF MATHEMATICAL COMPUTATIONS ..... 37</p> <p>LITIGATION ..... 37</p> <p>FORWARD LOOKING STATEMENTS ..... 37</p> <p>UNDERWRITING ..... 37</p> <p>CONCLUDING STATEMENT ..... 37</p>
<p>Schedule of Refunded Bonds ..... Schedule I</p> <p>Schedule of Accreted Value of Premium Capital Appreciation Bonds ..... Schedule II</p> <p>Financial Information of the District ..... Appendix A</p> <p>General Information Regarding the District and Its Economy ..... Appendix B</p> <p>Form of Legal Opinion of Bond Counsel ..... Appendix C</p> <p>Audited Financial Report Fiscal Year Ended August 31, 2020 ..... Appendix D</p>	

## SELECTED DATA FROM THE OFFICIAL STATEMENT

The selected data is subject in all respects to the more complete information and definitions contained or incorporated in this Official Statement. The offering of the Bonds to potential investors is made only by means of this entire Official Statement. No person is authorized to detach this page from this Official Statement or to otherwise use it without the entire Official Statement.

<b>The District</b>	The Jacksonville Independent School District (the "District") is a political subdivision of the State of Texas located in Cherokee County, Texas. The District is governed by a seven-member Board of Trustees (the "Board"). Policy-making and supervisory functions are the responsibility of, and are vested in, the Board. The Board delegates administrative responsibilities to the Superintendent of Schools who is the chief administrative officer of the District. Support services are supplied by consultants and advisors.
<b>The Bonds</b>	The Bonds are being issued in the principal amount of \$19,280,000 (preliminary, subject to change) pursuant to the Constitution and general laws of the State of Texas, including Chapter 1207, Texas Government Code, as amended ("Chapter 1207"), and an order adopted by the Board of Trustees on October 18, 2021 (the "Bond Order"). As permitted by the provisions of Chapter 1207, the Board, in the Bond Order, delegated the authority to certain District officials (each, a "Pricing Officer") to execute a pricing certificate establishing the pricing terms for the Bonds (the "Pricing Certificate" and together with the Bond Order, the "Order"). The Bonds are being issued in part as Current Interest Bonds ("CIBs") and in part as Premium Capital Appreciation Bonds ("CABs"). Proceeds from the sale of the Bonds will be used to (i) refund a portion of the District's outstanding bonds for debt service savings and (ii) pay the costs of issuing the Bonds. (See "THE BONDS - Authorization and Purpose" and "SCHEDULE I – Schedule of Refunded Bonds").
<b>Paying Agent/Registrar</b>	The initial Paying Agent/Registrar is BOKF, NA, Dallas, Texas. The District intends to use the Book-Entry-Only System of DTC. (See "BOOK-ENTRY-ONLY SYSTEM" herein).
<b>Security</b>	The Bonds will constitute direct obligations of the District, payable as to principal and interest from ad valorem taxes levied annually against all taxable property located within the District, without legal limitation as to rate or amount. Payments of principal and interest on the Bonds will be guaranteed by the corpus of the Permanent School Fund of Texas. (See "THE BONDS – Security" and "STATE AND LOCAL FUNDING OF SCHOOL DISTRICTS IN TEXAS" and "THE PERMANENT SCHOOL FUND GUARANTEE PROGRAM" herein).
<b>Redemption Provisions</b>	The CIBs maturing on and after February 15, 2032 are subject to redemption at the option of the District in whole or in part, in principal amounts of \$5,000 or integral multiples thereof, on August 15, 2031 or any date thereafter, at a price equal to the principal amount thereof, plus accrued interest to the date of redemption. The CABs are not subject to redemption prior to stated maturity. (See "THE BONDS – Redemption Provisions"). If two or more serial CIBs of consecutive maturities are combined into one or more "Term Bonds" by the Underwriter, such Term Bonds will be subject to mandatory sinking fund redemption in accordance with the provisions of the Order (see "THE BONDS – Mandatory Sinking Fund Redemption").
<b>Permanent School Fund Guarantee</b>	The District has received conditional approval from the Texas Education Agency for the payment of the Bonds to be guaranteed under the Permanent School Fund Guarantee Program, which guarantee will automatically become effective when the Attorney General of Texas approves the Bonds. (See "THE PERMANENT SCHOOL FUND GUARANTEE PROGRAM").
<b>Rating</b>	The Bonds are rated "Aaa" by Moody's Investors Service ("Moody's") based upon the guaranteed repayment thereof under the Permanent School Fund Guarantee Program of the Texas Education Agency. The District's unenhanced underlying rating, including the Bonds, is "A1" by Moody's. (See "THE PERMANENT SCHOOL FUND GUARANTEE PROGRAM" and "RATINGS" herein.)
<b>Tax Matters</b>	Interest on the Bonds is not excludable from gross income for federal income tax purposes. (See "TAX MATTERS" herein).
<b>Payment Record</b>	The District has never defaulted on the payment of its bonded indebtedness.
<b>Legal Opinion</b>	Delivery of the Bonds is subject to the approval by the Attorney General of the State of Texas and the rendering of an opinion as to legality by McCall, Parkhurst & Horton L.L.P., Dallas, Texas, Bond Counsel.
<b>Delivery</b>	When issued, anticipated to be on or about December 9, 2021.

## INTRODUCTORY STATEMENT

This Official Statement (the "Official Statement"), which includes the cover page, Schedule I and II and the Appendices attached hereto, has been prepared by the Jacksonville Independent School District (the "District"), a political subdivision of the State of Texas (the "State") located in Cherokee County, Texas, in connection with the offering by the District of its Unlimited Tax Refunding Bonds, Taxable Series 2021 (the "Bonds") identified on page ii hereof.

All financial and other information presented in this Official Statement has been provided by the District from its records, except for information expressly attributed to other sources. The presentation of information, including tables of receipts from taxes and other sources, is intended to show recent historic information, and is not intended to indicate future or continuing trends in the financial position or other affairs of the District. No representation is made that past experience, as is shown by that financial and other information, will necessarily continue or be repeated in the future.

There follows in this Official Statement descriptions of the Bonds, the Order (as defined below) and certain other information about the District and its finances. All descriptions of documents contained herein are only summaries and are qualified in their entirety by reference to each such document. Copies of such documents may be obtained by writing the Jacksonville Independent School District, 800 College Avenue, Jacksonville, Texas 75766 and, during the offering period, from the Financial Advisor, SAMCO Capital Markets, Inc., 5800 Granite Parkway, Suite 210, Plano, Texas 75024, by electronic mail or upon payment of reasonable copying, mailing, and handling charges.

This Official Statement speaks only as to its date, and the information contained herein is subject to change. A copy of this Final Official Statement and the hereinafter defined Escrow Agreement pertaining to the Bonds will be deposited with the Municipal Securities Rulemaking Board through its Electronic Municipal Market Access (EMMA) system. See "CONTINUING DISCLOSURE OF INFORMATION" herein for a description of the District's undertaking to provide certain information on a continuing basis.

### COVID-19

The outbreak of COVID-19, a respiratory disease caused by a new strain of coronavirus, has been characterized as a pandemic (the "Pandemic") by the World Health Organization and is currently affecting many parts of the world, including the United States and Texas. On January 31, 2020, the Secretary of the United States Health and Human Services Department declared a public health emergency for the United States and on March 13, 2020, the President of the United States declared the outbreak of COVID-19 in the United States a national emergency. Subsequently, the President's Coronavirus Guidelines for America and the United States Centers for Disease Control and Prevention called upon Americans to take actions to slow the spread of COVID-19 in the United States.

On March 13, 2020, the Governor of Texas (the "Governor") declared a state of disaster for all counties in Texas in response to the Pandemic. Pursuant to Chapter 418 of the Texas Government Code, the Governor has broad authority to respond to disasters, including suspending any regulatory statute prescribing the procedures for conducting state business or any order or rule of a state agency (including TEA) that would in any way prevent, hinder, or delay necessary action in coping with the disaster, and issuing executive orders that have the force and effect of law. The Governor has since issued a number of executive orders relating to COVID-19 preparedness, mitigation and reopening. However, on March 2, 2021, the Governor issued Executive Order GA-34 effective March 10, 2021, which supersedes most of the executive orders relating to COVID-19 and provides, generally, for the reopening of the State to 100%, ends the COVID-19 mask mandate, and supersedes any conflicting order issued by local officials in response to COVID-19, among other things and subject to certain limitations. Executive Order GA-34 remains in place until amended, rescinded, or superseded by the Governor. On May 18, 2021, Governor Abbott issued Executive Order GA-36, which supersedes Executive Order GA-34 in part. Executive Order GA-36 prohibits governmental entities in Texas, including counties, cities, school districts, public health authorities, and government officials from requiring or mandating any person to wear a face covering and subjects a governmental entity or official to a fine of up to \$1,000 for noncompliance, subject to certain exceptions. Notwithstanding the above, Executive Order GA-36 provides for public schools to continue to follow policies regarding the wearing of face coverings to the extent reflected in current guidance by TEA, until June 4, 2021. However, Executive Order GA-36 required TEA to revise its guidance such that, effective 11:59 p.m. on June 4, 2021, no student, teacher, parent, or other staff member or visitor may be required to wear a face covering. TEA has since updated its guidance in accordance with Executive Order GA-36. Executive Order GA-38, issued on July 29, 2021 and Executive Order GA-39, issued on August 25, 2021 further provide that governmental entities cannot require mask mandates, vaccine passports, or mandatory vaccinations. Various lawsuits have been filed throughout the State related to the foregoing. Executive orders remain in place until they are amended, rescinded, or superseded by the Governor. Additional information regarding executive orders issued by the Governor is accessible on the website of the Governor at <https://gov.texas.gov/>. Neither the information on (nor accessed through) such website of the Governor is incorporated by reference, either expressly or by implication, into this Official Statement.

The District continues to monitor the spread of COVID-19 and is working with local, state, and national agencies to address the potential impact of the Pandemic upon the District. While the potential impact of the Pandemic on the District cannot be quantified at this time, the continued outbreak of COVID-19 could have an adverse effect on the District's operations and financial condition or its ratings. See "RATINGS" herein.

The TEA advised districts that for the 2020-2021 school year district funding will return to being based on "Average Daily Attendance" (being generally calculated as the sum of student attendance for each State-mandated day of instruction divided by the number of State-mandated days of instruction, defined herein as "ADA") calculations requiring attendance to be taken. However, the TEA has crafted an approach for determining ADA during the pandemic that provides districts with several options for determining daily attendance. These include remote synchronous instruction, remote asynchronous instruction, on campus instruction, and the Texas Virtual Schools Network.

To stabilize funding expectations, districts were initially provided an ADA grace period for the first three six weeks of the 2020-2021 school year. If a district's first two six-week average ADA is less than the ADA hold harmless projections (described below), the first two six-week attendance reporting periods for 2020-2021 will be excluded from the calculation of annual ADA and student fulltime equivalents ("FTE") for Foundation School Program ("FSP") funding purposes and will be replaced with the ADA and FTE hold harmless projections that were derived using a three-year average trend of final numbers from the 2017-2018 through 2019-2020 school years, unless this projection is both (i) 15% higher and (ii) 100 ADA higher than the 2020-2021 legislative planning estimate ("LPE") projections provided by the TEA to the State legislature pursuant to Section 48.269 of the Texas Education Code, in which case the 2020-2021 LPE ADA and FTE will be used as the hold harmless projections.

The ADA hold harmless protection was also available for the third six-week attendance reporting period, but only for those districts that allowed on-campus instruction throughout the entire third six-week period, as further described below. The ADA hold harmless methodology will be identical to the methodology used for the first two six-week attendance reporting periods, except that the third six-week period will be examined independent of the first two six-week attendance reporting periods.

The ADA hold harmless protection was also extended for the remainder of the 2020-21 school year (the fourth, fifth, and sixth six-week attendance reporting periods). In order to qualify, a district must meet certain criteria established by the TEA related to on-

campus participation rates during the sixth six-week attendance reporting period. A district would be eligible for the ADA hold harmless protection for the fourth, fifth, and sixth six-weeks if (1) the average on-campus attendance participation rate during the sixth six-weeks attendance reporting period was equal to or greater than 80% of all students educated during the sixth six-weeks; or (2) the average on-campus attendance participation rate during the sixth six-weeks attendance reporting period was equal to or greater than the on-campus attendance participation rate reported by the district on the October 2020 PEIMS Fall Snapshot. This recent extension also potentially provided ADA hold harmless protection to districts that were not previously eligible for the ADA hold harmless protection during third six-weeks attendance reporting period as previously discussed. If applicable, a district can now be eligible if (1) the average on-campus participation rate during the sixth six-weeks reporting period was equal to or greater than 90% of all students educated during the sixth six-weeks; or (2) for districts with a 2020 PEIMS Fall Snapshot on-campus attendance participation rate of less than 50%, the average on-campus attendance participation rate during the sixth six-weeks attendance reporting period must increase by at least 20 percentage points from the on-campus attendance participation rate reported on the district's October 2020 PEIMS Fall Snapshot, or for districts with a 2020 PEIMS Fall Snapshot on-campus attendance participation rate equal to or greater than 50%, the average on-campus attendance participation rate during the sixth six-weeks reporting period must be equal to or greater than the on-campus percentage of all students educated during the sixth six-weeks that results from adding 45 percentage points to half of the on-campus attendance participation rate reported on the district's October 2020 PEIMS Fall Snapshot.

The Pandemic has negatively affected travel, commerce, and financial markets globally, and is widely expected to continue negatively affecting economic growth and financial markets worldwide. In addition, the federal government has taken, and continues to consider additional, action without precedent in effort to counteract or mitigate the Pandemic's economic impact. These conditions and related responses and reactions may reduce or negatively affect property values within the District. See "AD VALOREM TAX PROCEDURES". The Bonds are secured by an unlimited ad valorem tax, and a reduction in property values may require an increase in the ad valorem tax rate required to pay the Bonds.

Additionally, state funding of District operations and maintenance in future fiscal years could be adversely impacted by the negative effects on economic growth and financial markets resulting from the Pandemic as well as ongoing disruptions in the global oil markets (which markets provide significant revenues to the State, who in turn, use such revenues to satisfy its public school funding obligations). See "CURRENT PUBLIC SCHOOL FINANCE SYSTEM".

The value of the PSF guarantee could also be adversely impacted by ongoing volatility in the diversified global markets in which the PSF is invested. See "THE PERMANENT SCHOOL FUND GUARANTEE PROGRAM – Infectious Disease Outbreak."

The financial and operating data contained in this Official Statement are as of dates and for periods stated herein. Accordingly, they are not indicative of the future prospects of the District. It is unclear at this time what effect, if any, COVID-19 and resulting economic disruption may have on future assessed values or the collection of taxes, either because of delinquencies or collection and valuation relief resulting from the declared emergency. The Bonds are secured by an unlimited ad valorem tax, and a reduction in property values may require an increase in the ad valorem tax rate required to pay the Bonds.

## THE BONDS

### Authorization and Purpose

The Bonds are being issued in the principal amount of \$19,280,000 (preliminary, subject to change) pursuant to the Constitution and general laws of the State, including Chapter 1207, Texas Government Code, as amended ("Chapter 1207"), and an order adopted on October 18, 2021 (the "Bond Order") by the Board of Trustees of the District (the "Board") authorizing the issuance of the Bonds. As permitted by the provisions of Chapter 1207, the Board, in the Bond Order, delegated the authority to certain District officials (each, a "Pricing Officer") to execute a pricing certificate establishing the pricing terms for the Bonds (the "Pricing Certificate") and together with the Bond Order, the "Order"). Proceeds from the sale of the Bonds will be used to (i) refund a portion of the District's outstanding bonds (the "Refunded Bonds") for debt service savings and (ii) pay the costs of issuing the Bonds. (See "Schedule I – Schedule of Refunded Bonds").

### Refunded Bonds

The Refunded Bonds, and interest due thereon, are to be paid on their scheduled interest payment dates and redemption date from cash and investments to be deposited with BOKF, NA, Dallas, Texas, a national banking association (the "Escrow Agent") pursuant to an Escrow Agreement dated as of October 18, 2021 (the "Escrow Agreement") between the District and the Escrow Agent.

The Order provides that the District will deposit certain proceeds of the sale of the Bonds with the Escrow Agent in the amount necessary and sufficient to accomplish the discharge and final payment of the Refunded Bonds at their scheduled redemption date (the "Redemption Date"). Such funds shall be held by the Escrow Agent in an escrow fund (the "Escrow Fund") irrevocably pledged to the payment of principal of and interest on the Refunded Bonds. Amounts on deposit in the Escrow Fund shall be invested in certain direct, noncallable obligations of the United States of America (including obligations unconditionally guaranteed by the United States of America) that were, on the date the Order was adopted, rated as to investment quality by a nationally recognized rating firm of not less than "AAA" (the "Escrowed Securities").

Prior to, or simultaneously with, the issuance of the Bonds, the District will give irrevocable instructions to provide notice to the owners of the Refunded Bonds that the Refunded Bonds will be redeemed prior to stated maturity on which date money will be made available to redeem the Refunded Bonds from money held under the Escrow Agreement.

Public Finance Partners LLC will issue its report (the "Report") verifying at the time of delivery of the Bonds to the Underwriter thereof the mathematical accuracy of the schedules that demonstrate the Escrowed Securities will mature and pay interest in such amounts which, together with uninvested funds, if any, in the Escrow Fund, will be sufficient to pay, when due, the principal of and interest on the Refunded Bonds. See "VERIFICATION OF MATHEMATICAL COMPUTATIONS". Such maturing principal of and interest on the Escrowed Securities will not be available to pay the Bonds.

By the deposit of the Escrowed Securities and cash, if any, with the Escrow Agent pursuant to the Escrow Agreement, the District will have effected the defeasance of all of the Refunded Bonds in accordance with the law. It is the opinion of Bond Counsel, in reliance upon the Report, that as a result of such defeasance the Refunded Bonds will be outstanding only for the purpose of receiving payments from the Escrow Fund held for such purpose by the Escrow Agent and such Refunded Bonds will not be deemed as being outstanding obligations of the District payable from taxes nor for the purpose of applying any limitation on the issuance of debt.

The District has covenanted in the Escrow Agreement to make timely deposits to the Escrow Fund, from lawfully available funds, of any additional amounts required to pay the principal of and interest on the Refunded Bonds, if for any reason, the cash balances on deposit or scheduled to be on deposit in the Escrow Fund be insufficient to make such payment.

Upon defeasance of the Refunded Bonds, the payment of the Refunded Bonds will no longer be guaranteed by the Permanent School Fund of Texas.

### **General Description**

The Bonds will be dated December 1, 2021 and are issued as (i) obligations on which interest accrues and is payable semiannually and at stated maturity or prior redemption (the "Current Interest Bonds" or the "CIBs") and (ii) obligations on which interest accretes and is payable only at stated maturity (the "CABs"). Interest on the CIBs will accrue from the date of their initial delivery (the "Date of Delivery") to the initial purchasers thereof set forth on the cover page of this Official Statement (the "Underwriters"), interest on the CABs will accrete from the Date of Delivery to their respective dates of stated maturity (the principal amount of each CAB, plus the initial premium (if any) paid therefor, and accreted interest on such CAB payable at stated maturity is referred to herein as the "Maturity Value"). The CIBs will mature on the dates and in the principal amounts set forth on the inside cover page of this Official Statement. The CABs will mature on the dates and in the Maturity Values set forth on the inside cover page, and will accrete interest at the stated interest rates, but the yields to the Underwriters will be the approximate yields shown on the inside cover page resulting from the initial offering prices to the public.

Interest on the CIBs will be computed on the basis of a 360-day year of twelve 30-day months, and is payable on February 15 and August 15 of each year, commencing February 15, 2022, until stated maturity or prior redemption. Interest on the CABs will compound on each February 15 and August 15, commencing February 15, 2022, until stated maturity. The sum of the principal of, interest accreted on and the initial premium, if any, on the CABs per \$5,000 Maturity Value as of each February 15 and August 15 is computed on the basis of the initial offering price to the public as adjusted by semiannual compounding at the initial offering yield set forth on the inside cover page of this Official Statement (the "Accreted Value"). A table of Accreted Values based on such initial offering price is set forth herein under Schedule II. Such Accreted Value table is provided for informational purposes only and may not reflect prices for the CABs in the secondary market.

The Bonds will be issued only as fully registered bonds. The CIBs will be issued in the denominations of \$5,000 of principal amount or any integral multiple thereof within a stated maturity. The CABs will be issued in denominations of \$5,000 of Maturity Value or any integral multiple thereof within a stated maturity.

Interest on the CIBs is payable by check mailed on or before each interest payment date by the Paying Agent/Registrar, initially, BOKF, NA, Dallas, Texas, to the registered owner at the last known address as it appears on the Paying Agent/Registrar's registration books on the Record Date (as defined herein) or by such other customary banking arrangement acceptable to the Paying Agent/Registrar and the registered owner to whom interest is to be paid, provided, however, that such person shall bear all risk and expense of such other arrangements. Principal of the CIBs and the Maturity Value of the CABs will be payable only upon presentation of such Bonds at the corporate trust office of the Paying Agent/Registrar at stated maturity or, with respect to the CIBs, prior redemption. So long as the Bonds are registered in the name of CEDE & CO. or other nominee for The Depository Trust Company New York, New York ("DTC"), payments of principal and interest or Maturity Value, as applicable, of the Bonds will be made as described in "BOOK-ENTRY-ONLY SYSTEM" herein.

If the date for any payment due on any Bond shall be a Saturday, Sunday, legal holiday, or day on which banking institutions in the city in which the designated office of the Paying Agent/Registrar is located are authorized by law or executive order to close, then the date for such payment shall be the next succeeding day which is not such a day. The payment on such date shall have the same force and effect as if made on the original date payment was due.

### **Redemption Provisions**

*Optional Redemption of CIBs:* The CIBs maturing on and after February 15, 2032 are subject to redemption, at the option of the District, in whole or in part, in principal amounts of \$5,000 or integral multiples thereof, on August 15, 2031, or any date thereafter, at a price equal to the principal amount thereof, plus accrued interest to the date of redemption. If less than all of the CIBs are to be redeemed, the District shall determine the amounts and maturities thereof to be redeemed and shall direct the Paying Agent/Registrar to select by lot the CIBs, or portions thereof, to be redeemed.

*No Redemption of CABs:* The CABs are not subject to redemption prior to stated maturity.

### **Mandatory Sinking Fund Redemption**

If two or more serial CIBs of consecutive maturities are combined into one or more "Term Bonds" by the Underwriters, such Term Bonds will be subject to mandatory sinking fund redemption in accordance with the provisions of the Order and as further set forth in the final Official Statement.

### **Notice of Redemption and DTC Notices**

Not less than 30 days prior to a redemption date for the CIBs, the District shall cause a notice of redemption to be sent by United States mail, first class, postage prepaid, to each registered owner of a CIB to be redeemed, in whole or in part, at the address of the holder appearing on the Bond Registrar at the close of business on the business day next preceding the date of mailing such notice. ANY NOTICE OF REDEMPTION SO MAILED SHALL BE CONCLUSIVELY PRESUMED TO HAVE BEEN DULY GIVEN IRRESPECTIVE OF WHETHER ONE OR MORE BONDHOLDERS FAILED TO RECEIVE SUCH NOTICE. NOTICE HAVING BEEN SO GIVEN, THE CIBS CALLED FOR REDEMPTION SHALL BECOME DUE AND PAYABLE ON THE SPECIFIED REDEMPTION DATE, AND NOTWITHSTANDING THAT ANY CIB OR PORTION THEREOF HAS NOT BEEN SURRENDERED FOR PAYMENT, INTEREST ON SUCH CIB OR PORTION THEREOF SHALL CEASE TO ACCRUE.

The Paying Agent/Registrar and the District, so long as the Book-Entry-Only System is used for the Bonds, will send any notice of redemption of a CIB, notice of proposed amendment to the Order or other notices with respect to the Bonds only to DTC. Any failure by DTC to advise any DTC participant, or of any DTC participant or indirect participant to notify the Beneficial Owner, shall not affect the validity of the redemption of the CIBs called for redemption or any other action premised on such notice or any such notice. Redemption of portions of the CIBs by the District will reduce the outstanding principal amount of such CIBs held by DTC. In such event, DTC may implement, through its Book-Entry-Only System, a redemption of such CIBs held for the account of DTC participants in accordance with its rules or other agreements with DTC participants and then DTC participants and indirect participants may implement a redemption of such CIBs from the Beneficial Owners. Any such selection of CIBs to be redeemed will not be governed by the Order and will not be conducted by the District or the Paying Agent/Registrar. Neither the District nor the Paying Agent/Registrar will have any responsibility to DTC participants, indirect participants or the persons for whom DTC participants act as nominees, with respect to the payments on the Bonds or the providing of notice to DTC participants, indirect participants, or Beneficial Owners of the selection of portions of the CIBs for redemption. (See "BOOK-ENTRY-ONLY SYSTEM" herein.)

### **Yield on Premium Capital Appreciation Bonds**

The yields of the CABs as set forth on the inside cover page of this Official Statement are the approximate yields based upon the initial offering price therefor set forth on the inside cover page of this Official Statement. Such offering price includes the principal



amount of such CABs plus premium equal to the amount by which such offering price exceeds the principal amount of such CABs. Because of such premium, the approximate offering yield on the CABs is lower than the bond interest rates thereon. The yield on the CABs to a particular purchaser may differ depending upon the price paid by that purchaser. For various reasons, securities that do not pay interest periodically, such as the CABs, have traditionally experienced greater price fluctuations in the secondary market than securities that pay interest on a periodic basis.

### **Security**

The Bonds are direct obligations of the District and are payable as to both principal and interest from ad valorem taxes levied annually on all taxable property within the District, without legal limitation as to rate or amount. The District has received conditional approval from the Texas Education Agency for the payment of the Bonds to be guaranteed under the State of Texas Permanent School Fund Guarantee Program (hereinafter defined), which will automatically become effective when the Attorney General of Texas approves the Bonds. (See "AD VALOREM TAX PROCEDURES", "STATE AND LOCAL FUNDING OF SCHOOL DISTRICTS IN TEXAS" and "THE PERMANENT SCHOOL FUND GUARANTEE PROGRAM" herein).

### **Permanent School Fund Guarantee**

In connection with the sale of the Bonds, the District has received conditional approval from the Commissioner of Education of the State for the guarantee of the Bonds under the Permanent School Fund Guarantee Program (Chapter 45, Subchapter C, of the Texas Education Code, as amended). Subject to meeting certain conditions discussed under the heading "THE PERMANENT SCHOOL FUND GUARANTEE PROGRAM" herein, the Bonds will be absolutely and unconditionally guaranteed by the corpus of the Permanent School Fund of the State of Texas. In the event of a payment default by the District, registered owners will receive all payments due from the corpus of the Permanent School Fund.

In the event the District defeases any of the Bonds, the payment of such defeased Bonds will cease to be guaranteed by the Permanent School Fund Guarantee.

### **Legality**

The Bonds are offered when, as and if issued, subject to the approval of legality by the Attorney General of the State and McCall, Parkhurst & Horton L.L.P., Dallas, Texas, Bond Counsel. (See "LEGAL MATTERS" and "Appendix C - Form of Legal Opinion of Bond Counsel").

### **Payment Record**

The District has never defaulted on the payment of its bonded indebtedness.

### **Amendments**

In the Order, the District has reserved the right to amend the Order without the consent of any holder of the Bonds for the purpose of amending or supplementing the Order to (i) cure any ambiguity, defect or omission therein that does not materially adversely affect the interests of the holders, (ii) grant additional rights or security for the benefit of the holders, (iii) add events of default as shall not be inconsistent with the provisions of the Order that do not materially adversely affect the interests of the holders, (iv) qualify the Order under the Trust Indenture Act of 1939, as amended, or corresponding provisions of federal laws from time to time in effect or (v) make such other provisions in regard to matters or questions arising under the Order that are not inconsistent with the provisions thereof and which, in the opinion of Bond Counsel for the District, do not materially adversely affect the interests of the holders.

The Order further provides that the holders of the Bonds in majority principal amount and Maturity Value, as applicable, of the outstanding Bonds shall have the right from time to time to approve any amendment not described above to the Order if it is deemed necessary or desirable by the District; provided, however, that without the consent of 100% of the holders in principal amount or Maturity Value, as applicable, of the then outstanding Bonds so affected, no amendment may be made for the purpose of: (i) making any change in the maturity of any of the outstanding Bonds; (ii) reducing the rate of interest borne by any of the outstanding CIBs; (iii) reducing the amount of the principal of redemption premium, if any, or Maturity Value of outstanding Bonds; (iv) modifying the terms of payment of principal or interest or redemption premium or Maturity Value on outstanding Bonds or imposing any condition with respect to such payment; or (v) changing the minimum percentage of the principal amount and Maturity Value of the Bonds necessary for consent to such amendment. Reference is made to the Order for further provisions relating to the amendment thereof.

### **Defeasance**

The Order provides for the defeasance of the Bonds when payment of the principal of and premium, if any, on the CIBs and Maturity Value of the CABs, as applicable, plus interest on the CIBs to the due date thereof (whether such due date be by reason of maturity, redemption or otherwise), is provided by irrevocably depositing with a paying agent or other authorized escrow agent, in trust (1) money in an amount sufficient to make such payment and/or (2) Defeasance Securities, that will mature as to principal and interest in such amounts and at such times to insure the availability, without reinvestment, of sufficient money to make such payment, and all necessary and proper fees, compensation and expenses of the paying agent for the Bonds, and thereafter the District will have no further responsibility with respect to amounts available to such paying agent (or other financial institution permitted by applicable law) for the payment of such defeased Bonds, including any insufficiency therein caused by the failure of such paying agent (or other financial institution permitted by applicable law) to receive payment when due on the Defeasance Securities. The District has additionally reserved the right, subject to satisfying the requirements of (1) and (2) above, to substitute other Defeasance Securities originally deposited, to reinvest the uninvested moneys on deposit for such defeasance and to withdraw for the benefit of the District moneys in excess of the amount required for such defeasance. The Order provides that "Defeasance Securities" means any securities and obligations now or hereafter authorized by State law that are eligible to discharge obligations such as the Bonds. Current State law permits defeasance with the following types of securities: (a) direct, noncallable obligations of the United States of America, including obligations that are unconditionally guaranteed by the United States of America, (b) noncallable obligations of an agency or instrumentality of the United States of America, including obligations that are unconditionally guaranteed or insured by the agency or instrumentality and that, on the date the governing body of the District adopts or approves the proceedings authorizing the issuance of refunding bonds, are rated as to investment quality by a nationally recognized investment rating firm not less than AAA or its equivalent, (c) noncallable obligations of a state or an agency or a county, municipality, or other political subdivision of a state that have been refunded and that on the date the governing body of the District adopts or approves the proceedings authorizing the issuance of the refunding bonds are rated as to investment quality by a nationally recognized investment rating firm not less than AAA or its equivalent, and (d) any additional securities and obligations hereafter authorized by Texas law as eligible for use to accomplish the discharge of obligations such as the Bonds. A Pricing Officer may restrict such eligible securities and obligations as deemed appropriate in connection with the sale of the Bonds.

There is no assurance that the current law will not be changed in a manner which would permit investments other than those described above to be made with amounts deposited to defease the Bonds. Because the Order does not contractually limit such investments, registered owners will be deemed to have consented to defeasance with such other investments, notwithstanding the fact that such investments may not be of the same investment quality as those currently permitted under State law. There is no assurance that the ratings for U.S. Treasury securities used for defeasance purposes or that for any other Defeasance Security will be maintained at any particular rating category.

Upon such deposit as described above, such Bonds shall no longer be regarded to be outstanding or unpaid. After firm banking and financial arrangements for the discharge and final payment of the Bonds have been made as described above, all rights of the District to initiate proceedings to call the CIBs for redemption or take any other action amending the terms of the Bonds are extinguished; provided, however, the District has the option, to be exercised at the time of the defeasance of the Bonds, to call for redemption at an earlier date those CIBs which have been defeased to their maturity date, if the District (i) in the proceedings providing for the firm banking and financial arrangements, expressly reserves the right to call the CIBs for redemption, (ii) gives notice of the reservation of that right to the owners of the CIBs immediately following the making of the firm banking and financial arrangements, and (iii) directs that notice of the reservation be included in any redemption notices that it authorizes.

Defeasance of the Bonds cancels the Permanent School Fund guarantee with respect to such defeased Bonds.

**Sources and Uses of Funds**

The proceeds from the sale of the Bonds will be applied approximately as follows:

<b>Sources</b>	
Par Amount of the CIBs	\$
Par Amount of the CABs	
[Net] Original Issue Premium	
<b>Total Sources of Funds</b>	\$ _____ =====
<b>Uses</b>	
Deposit to Escrow Fund	\$
Costs of Issuance	
Underwriters Discount	
<b>Total Uses of Funds</b>	\$ _____ =====

**REGISTERED OWNERS' REMEDIES**

The Order establishes specific events of default with respect to the Bonds and provides that if the District defaults in the payment of principal or interest on or Maturity Value of the Bonds when due, or defaults in the observation or performance of any other covenants, conditions, or obligations set forth in the Order, and the continuation thereof for a period of 60 days after notice of default is given by the District by any registered owner, the registered owners may seek a writ of mandamus to compel District officials to carry out their legally imposed duties with respect to the Bonds, if there is no other available remedy at law to compel performance of the Bonds or the Order covenants and the District's obligations are not uncertain or disputed. The issuance of a writ of mandamus is controlled by equitable principles and rests with the discretion of the court, but may not be arbitrarily refused. There is no acceleration of maturity of the Bonds in the event of default and, consequently, the remedy of mandamus may have to be relied upon from year to year. The Order does not provide for the appointment of a trustee to represent the interest of the bondholders upon any failure of the District to perform in accordance with the terms of the Order, or upon any other condition and accordingly all legal actions to enforce such remedies would have to be undertaken at the initiative of, and be financed by, the registered owners. The Texas Supreme Court ruled in *Tooke v. City of Mexia*, 197 S.W.3d 325 (Tex. 2006), that a waiver of sovereign immunity in a contractual dispute must be provided for by statute in "clear and unambiguous" language. Because it is unclear whether the Texas Legislature has effectively waived the District's sovereign immunity from a suit for money damages, bondholders may not be able to bring such a suit against the District for breach of the Bonds or Order covenants. Even if a judgment against the District could be obtained, it could not be enforced by direct levy and execution against the District's property. Further, the registered owners cannot themselves foreclose on property within the District or sell property within the District to enforce the tax lien on taxable property to pay the principal of and interest on the Bonds. Furthermore, the District is eligible to seek relief from its creditors under Chapter 9 of the U.S. Bankruptcy Code ("Chapter 9"). Although Chapter 9 provides for the recognition of a security interest represented by a specifically pledged source of revenues, the pledge of ad valorem taxes in support of a general obligation of a bankrupt entity is not specifically recognized as a security interest under Chapter 9. Chapter 9 also includes an automatic stay provision that would prohibit, without Bankruptcy Court approval, the prosecution of any other legal action by creditors or bondholders of an entity which has sought protection under Chapter 9. Therefore, should the District avail itself of Chapter 9 protection from creditors, the ability to enforce would be subject to the approval of the Bankruptcy Court (which could require that the action be heard in Bankruptcy Court instead of other federal or state court); and the Bankruptcy Code provides for broad discretionary powers of a Bankruptcy Court in administering any proceeding brought before it. See "THE PERMANENT SCHOOL FUND GUARANTEE PROGRAM" herein for a description of the procedures to be followed for payment of the Bonds by the Permanent School Fund in the event the District fails to make a payment on the Bonds when due. The opinion of Bond Counsel will note that all opinions relative to the enforceability of the Order and the Bonds are qualified with respect to the customary rights of debtors relative to their creditors, by general principles of equity which permit the exercise of judicial discretion and by governmental immunity.

**BOOK-ENTRY-ONLY SYSTEM**

*This section describes how ownership of the Bonds is to be transferred and how the principal of, premium, if any, Maturity Value and interest on the Bonds are to be paid to and credited by DTC while the Bonds are registered in its nominee name. The information in this section concerning DTC and the Book-Entry-Only System has been provided by DTC for use in disclosure documents such as this Official Statement. The District, the Financial Advisor and the Underwriters believe the source of such information to be reliable, but take no responsibility for the accuracy or completeness thereof.*

The District and the Underwriters cannot and do not give any assurance that (1) DTC will distribute payments of debt service on the Bonds, or redemption (CIBs only) or other notices, to DTC Participants, (2) DTC Participants or others will distribute debt service payments paid to DTC or its nominee (as the registered owner of the Bonds), or redemption (CIBs only) or other notices, to the Beneficial Owners, or that they will do so on a timely basis, or (3) DTC will serve and act in the manner described in this

Official Statement. The current rules applicable to DTC are on file with the United States Securities and Exchange Commission, and the current procedures of DTC to be followed in dealing with DTC Participants are on file with DTC.

DTC, New York, New York, will act as securities depository for the Bonds. The Bonds will be issued as fully-registered securities registered in the name of Cede & Co. (DTC's partnership nominee) or such other name as may be requested by an authorized representative of DTC. One fully-registered Bond certificate will be issued for each stated maturity of the Bonds, each in the aggregate principal amount or Maturity Value of such maturity and will be deposited with DTC.

DTC, the world's largest securities depository, is a limited-purpose trust company organized under the New York Banking Law, a "banking organization" within the meaning of the New York Banking Law, a member of the Federal Reserve System, a "clearing corporation" within the meaning of the New York Uniform Commercial Code, and a "clearing agency" registered pursuant to the provisions of Section 17A of the Securities Exchange Act of 1934. DTC holds and provides asset servicing for over 3.5 million issues of U.S. and non-U.S. equity issues, corporate and municipal debt issues, and money market instruments (from over 100 countries) that DTC's participants ("Direct Participants") deposit with DTC. DTC also facilitates the post-trade settlement among Direct Participants of sales and other securities transactions in deposited securities, through electronic computerized book-entry transfers and pledges between Direct Participants' accounts. This eliminates the need for physical movement of securities certificates. Direct Participants include both U.S. and non-U.S. securities brokers and dealers, banks, trust companies, clearing corporations, and certain other organizations. DTC is a wholly-owned subsidiary of The Depository Trust & Clearing Corporation ("DTCC"). DTCC is the holding company for DTC, National Securities Clearing Corporation and Fixed Income Clearing Corporation, all of which are registered clearing agencies. DTCC is owned by the users of its regulated subsidiaries. Access to the DTC system is also available to others such as both U.S. and non-U.S. securities brokers and dealers, banks, trust companies, and clearing corporations that clear through or maintain a custodial relationship with a Direct Participant, either directly or indirectly ("Indirect Participants"). DTC has an S&P Global Ratings rating of AA+. The DTC Rules applicable to its Participants are on file with the United States Securities and Exchange Commission. More information about DTC can be found at [www.dtcc.com](http://www.dtcc.com).

Purchases of Bonds under the DTC system must be made by or through Direct Participants, which will receive a credit for the Bonds on DTC's records. The ownership interest of each actual purchaser of each Bond ("Beneficial Owner") is in turn to be recorded on the Direct and Indirect Participants' records. Beneficial Owners will not receive written confirmation from DTC of their purchase. Beneficial Owners are, however, expected to receive written confirmations providing details of the transaction, as well as periodic statements of their holdings, from the Direct or Indirect Participant through which the Beneficial Owner entered into the transaction. Transfers of ownership interests in the Bonds are to be accomplished by entries made on the books of Direct and Indirect Participants acting on behalf of Beneficial Owners. Beneficial Owners will not receive certificates representing their ownership interests in Bonds, except in the event that use of the book-entry system for the Bonds is discontinued.

To facilitate subsequent transfers, all Bonds deposited by Direct Participants with DTC are registered in the name of DTC's partnership nominee, Cede & Co., or such other name as may be requested by an authorized representative of DTC. The deposit of Bonds with DTC and their registration in the name of Cede & Co. or such other DTC nominee do not effect any change in beneficial ownership. DTC has no knowledge of the actual Beneficial Owners of the Bonds; DTC's records reflect only the identity of the Direct Participants to whose accounts such Bonds are credited, which may or may not be the Beneficial Owners. The Direct and Indirect Participants will remain responsible for keeping account of their holdings on behalf of their customers.

Conveyance of notices and other communications by DTC to Direct Participants, by Direct Participants to Indirect Participants, and by Direct Participants and Indirect Participants to Beneficial Owners will be governed by arrangements among them, subject to any statutory or regulatory requirements as may be in effect from time to time. Beneficial Owners of Bonds may wish to take certain steps to augment the transmission to them of notices of significant events with respect to the Bonds, such as redemptions (CIBs only), tenders, defaults, and proposed amendments to the Bond documents. For example, Beneficial Owners of Bonds may wish to ascertain that the nominee holding the Bonds for their benefit has agreed to obtain and transmit notices to Beneficial Owners. In the alternative, Beneficial Owners may wish to provide their names and addresses to the registrar and request that copies of notices be provided directly to them.

Redemption notices (CIBS only) shall be sent to DTC. If less than all of the Bonds within a maturity are being redeemed, DTC's practice is to determine by lot the amount of the interest of each Direct Participant in such maturity to be redeemed.

Neither DTC nor Cede & Co. (nor any other DTC nominee) will consent or vote with respect to Bonds unless authorized by a Direct Participant in accordance with DTC's MMI Procedures. Under its usual procedures, DTC mails an Omnibus Proxy to the District as soon as possible after the record date. The Omnibus Proxy assigns Cede & Co.'s consenting or voting rights to those Direct Participants to whose accounts Bonds are credited on the record date (identified in a listing attached to the Omnibus Proxy).

All payments on the Bonds will be made to Cede & Co., or such other nominee as may be requested by an authorized representative of DTC. DTC's practice is to credit Direct Participants' accounts upon DTC's receipt of funds and corresponding detail information from the District or the Paying Agent/Registrar, on payable date in accordance with their respective holdings shown on DTC's records. Payments by Participants to Beneficial Owners will be governed by standing instructions and customary practices, as is the case with securities held for the accounts of customers in bearer form or registered in "street name," and will be the responsibility of such Participant and not of DTC, the Paying Agent/Registrar, or the District, subject to any statutory or regulatory requirements as may be in effect from time to time. All payments with respect to the Bonds to Cede & Co. (or such other nominee as may be requested by an authorized representative of DTC) are the responsibility of the District or the Paying Agent/Registrar, disbursement of such payments to Direct Participants will be the responsibility of DTC, and disbursement of such payments to the Beneficial Owners will be the responsibility of Direct and Indirect Participants.

DTC may discontinue providing its services as depository with respect to the Bonds at any time by giving reasonable notice to the District or the Paying Agent/Registrar. Under such circumstances, in the event that a successor depository is not obtained, Bond certificates are required to be printed and delivered.

The District may decide to discontinue use of the system of book-entry-only transfers through DTC (or a successor securities depository). In that event, Bond certificates will be printed and delivered to holders.

The information in this section concerning DTC and DTC's book-entry system has been obtained from DTC and the District and the Underwriters believe such information to be reliable, but none of the District, the Financial Advisor or the Underwriter take any responsibility for the accuracy thereof.

#### **Use of Certain Terms in Other Sections of this Official Statement**

In reading this Official Statement it should be understood that while the Bonds are in the Book-Entry-Only System, references in other sections of this Official Statement to registered owners should be read to include the person for which the Direct or Indirect Participant acquires an interest in the Bonds, but (i) all rights of ownership must be exercised through DTC and the Book-Entry-Only System, and (ii) except as described above, notices that are to be given to registered owners under the Order will be given only to DTC.

## REGISTRATION, TRANSFER AND EXCHANGE

### **Paying Agent/Registrar**

The initial Paying Agent/Registrar for the Bonds is BOKF, NA, Dallas, Texas. In the Order, the District covenants to maintain and provide a Paying Agent/Registrar until the Bonds are duly paid.

### **Successor Paying Agent/Registrar**

Provision is made in the Order for replacing the Paying Agent/Registrar. If the District replaces the Paying Agent/Registrar, such Paying Agent/Registrar shall, promptly upon the appointment of a successor, deliver the Paying Agent/Registrar's records to the successor Paying Agent/Registrar, and the successor Paying Agent/Registrar shall act in the same capacity as the previous Paying Agent/Registrar. Any successor Paying Agent/Registrar selected by the District shall be a commercial bank or trust company organized under the laws of the United States or any state or other entity duly qualified and legally authorized to serve and perform the duties of the Paying Agent/Registrar for the Bonds. Upon any change in the Paying Agent/Registrar for the Bonds, the District has agreed to promptly cause a written notice thereof to be sent to each registered owner of the Bonds by United States mail, first-class, postage prepaid, which notice shall also give the address of the new Paying Agent/Registrar.

### **Initial Registration**

Definitive Bonds will be initially registered and delivered only to CEDE & CO., the nominee of DTC pursuant to the Book-Entry-Only System described herein.

### **Future Registration**

In the event the Book-Entry-Only System is discontinued, the Bonds may be transferred, registered and assigned on the registration books only upon presentation and surrender of the Bonds to the Paying Agent/Registrar, and such registration and transfer shall be without expense or service charge to the registered owner, except for any tax or other governmental charges required to be paid with respect to such registration and transfer. A Bond may be assigned by the execution of an assignment form on the Bonds or by other instrument of transfer and assignment acceptable to the Paying Agent/Registrar. A new Bond or Bonds will be delivered by the Paying Agent/Registrar in lieu of the Bond or Bonds being transferred or exchanged at the corporate trust office of the Paying Agent/Registrar, or sent by United States registered mail to the new registered owner at the registered owner's request, risk and expense. To the extent possible, new Bonds issued in an exchange or transfer of Bonds will be delivered to the registered owner or assignee of the registered owner in not more than three (3) business days after the receipt of the Bonds to be canceled in the exchange or transfer and the written instrument of transfer or request for exchange duly executed by the registered owner or its duly authorized agent, in form satisfactory to the Paying Agent/Registrar. New Bonds registered and delivered in an exchange or transfer shall be in authorized denominations and for a like aggregate principal amount or Maturity Value, as the case may be, as the Bonds surrendered for exchange or transfer.

### **Record Date For Interest Payment**

The record date ("Record Date") for determining the person to whom the interest on the CIBs is payable on any interest payment date means the close of business on the last business day of the next preceding month. In the event of a non-payment of interest on a scheduled payment date, and for 30 days thereafter, a new record date for such interest payment (a "Special Record Date") will be established by the Paying Agent/Registrar, if and when funds for the payment of such interest have been received from the District. Notice of the Special Record Date and of the scheduled payment date of the past due interest (the "Special Payment Date" which shall be 15 days after the Special Record Date) shall be sent at least five business days prior to the Special Record Date by United States mail, first class, postage prepaid, to the address of each registered owner of a CIB appearing on the books of the Paying Agent/Registrar at the close of business on the business day next preceding the date of mailing of such notice.

### **Limitation on Transfer of Bonds**

The Paying Agent/Registrar shall not be required to make any such transfer, conversion or exchange (i) during the period commencing with the close of business on any Record Date and ending with the opening of business on the next following principal, interest or Maturity Value, payment date or (ii) with respect to any CIB or any portion thereof called for redemption prior to maturity, within 45 days prior to its redemption date; provided, however, that such limitation shall not apply to uncalled portions of a CIB redeemed in part.

### **Replacement Bonds**

If any Bond is mutilated, destroyed, stolen or lost, a new Bond in the same principal amount or Maturity Value, as the case may be, as the Bond so mutilated, destroyed, stolen or lost will be issued. In the case of a mutilated Bond, such new Bond will be delivered only upon surrender and cancellation of such mutilated Bond. In the case of any Bond issued in lieu of and substitution for a Bond which has been destroyed, stolen or lost, such new Bond will be delivered only (a) upon filing with the District and the Paying Agent/Registrar a certificate to the effect that such Bond has been destroyed, stolen or lost and proof of the ownership thereof, and (b) upon furnishing the District and the Paying Agent/Registrar with indemnity satisfactory to them. The person requesting the authentication and delivery of a new Bond must pay such expenses as the Paying Agent/Registrar may incur in connection therewith.

## **THE PERMANENT SCHOOL FUND GUARANTEE PROGRAM**

*The information below concerning the State Permanent School Fund and the Guarantee Program for school district bonds has been provided by the Texas Education Agency (the "TEA") and is not guaranteed as to accuracy or completeness by, and is not construed as a representation by the District, the Financial Advisor, or the Underwriters.*

This disclosure statement provides information relating to the program (the "Guarantee Program") administered by the Texas Education Agency (the "TEA") with respect to the Texas Permanent School Fund guarantee of tax-supported bonds issued by Texas school districts and the guarantee of revenue bonds issued by or for the benefit of Texas charter districts. The Guarantee Program was authorized by an amendment to the Texas Constitution in 1983 and is governed by Subchapter C of Chapter 45 of the Texas Education Code, as amended (the "Act"). While the Guarantee Program applies to bonds issued by or for both school districts and charter districts, as described below, the Act and the program rules for the two types of districts have some distinctions. For convenience of description and reference, those aspects of the Guarantee Program that are applicable to school district bonds and to charter district bonds are referred to herein as the "School District Bond Guarantee Program" and the "Charter District Bond Guarantee Program," respectively.

Some of the information contained in this Section may include projections or other forward-looking statements regarding future events or the future financial performance of the Texas Permanent School Fund (the "PSF" or the "Fund"). Actual results may differ materially from those contained in any such projections or forward-looking statements.

## **History and Purpose**

The PSF supports the State's public school system in two major ways: distributions to the constitutionally established Available School Fund (the "ASF"), as described below, and the guarantee of school district and charter district issued bonds through the Guarantee Program. The PSF was created with a \$2,000,000 appropriation by the Texas Legislature (the "Legislature") in 1854 expressly for the benefit of the public schools of Texas, with the sole purpose of assisting in the funding of public education for present and future generations. The Constitution of 1876 described that the PSF would be "permanent," and stipulated that certain lands and all proceeds from the sale of these lands should also constitute the PSF. Additional acts later gave more public domain land and rights to the PSF. In 1953, the U.S. Congress passed the Submerged Lands Act that relinquished to coastal states all rights of the U.S. navigable waters within state boundaries. If the state, by law, had set a larger boundary prior to or at the time of admission to the Union, or if the boundary had been approved by Congress, then the larger boundary applied. After three years of litigation (1957-1960), the U. S. Supreme Court on May 31, 1960, affirmed Texas' historic three marine leagues (10.35 miles) seaward boundary. Texas proved its submerged lands property rights to three leagues into the Gulf of Mexico by citing historic laws and treaties dating back to 1836. All lands lying within that limit belong to the PSF. The proceeds from the sale and the mineral-related rental of these lands, including bonuses, delay rentals and royalty payments, become the corpus of the Fund. Prior to the approval by the voters of the State of an amendment to the constitutional provision under which the Fund is established and administered, which occurred on September 13, 2003 (the "Total Return Constitutional Amendment"), and which is further described below, only the income produced by the PSF could be used to complement taxes in financing public education, which primarily consisted of income from securities, capital gains from securities transactions and royalties from the sale of oil and natural gas. The Total Return Constitutional Amendment provides that interest and dividends produced by Fund investments will be additional revenue to the PSF.

On November 8, 1983, the voters of the State approved a constitutional amendment that provides for the guarantee by the PSF of bonds issued by school districts. On approval by the State Commissioner of Education (the "Education Commissioner"), bonds properly issued by a school district are fully guaranteed by the PSF. See "The School District Bond Guarantee Program."

In 2011, legislation was enacted that established the Charter District Bond Guarantee Program as a new component of the Guarantee Program. That legislation authorized the use of the PSF to guarantee revenue bonds issued by or for the benefit of certain open-enrollment charter schools that are designated as "charter districts" by the Education Commissioner. On approval by the Education Commissioner, bonds properly issued by a charter district participating in the Guarantee Program are fully guaranteed by the PSF. The Charter District Bond Guarantee Program became effective on March 3, 2014. See "The Charter District Bond Guarantee Program."

State law also permits charter schools to be chartered and operated by school districts and other political subdivisions, but bond financing of facilities for school district-operated charter schools is subject to the School District Bond Guarantee Program, not the Charter District Bond Guarantee Program.

While the School District Bond Guarantee Program and the Charter District Bond Guarantee Program relate to different types of bonds issued for different types of Texas public schools, and have different program regulations and requirements, a bond guaranteed under either part of the Guarantee Program has the same effect with respect to the guarantee obligation of the Fund thereto, and all guaranteed bonds are aggregated for purposes of determining the capacity of the Guarantee Program (see "Capacity Limits for the Guarantee Program"). The Charter District Bond Guarantee Program as enacted by State law has not been reviewed by any court, nor has the Texas Attorney General (the "Attorney General") been requested to issue an opinion, with respect to its constitutional validity.

Audited financial information for the SBOE (as defined herein) financial portfolios of the PSF is provided annually through the PSF Comprehensive Annual Financial Report (the "Annual Report"), which is filed with the Municipal Securities Rulemaking Board ("MSRB"). The State School Land Board's ("SLB") land and real assets investment operations, which are part of the PSF as described below, are included in the annual financial report of the Texas General Land Office (the "GLO") that is included in the comprehensive annual report of the State of Texas. The Annual Report includes the Message of the Executive Administrator of the Fund (the "Message") and the Management's Discussion and Analysis ("MD&A"). The Annual Report for the year ended August 31, 2020, filed with the MSRB in accordance with the PSF undertaking and agreement made in accordance with Rule 15c2-12 ("Rule 15c2-12") of the federal Securities and Exchange Commission (the "SEC"), as described below, is hereby incorporated by reference into this disclosure. Information included herein for the year ended August 31, 2020 is derived from the audited financial statements of the PSF, which are included in the Annual Report when and as it is filed and posted. Reference is made to the Annual Report for the complete Message and MD&A for the year ended August 31, 2020 and for a description of the financial results of the PSF for the year ended August 31, 2020, the most recent year for which audited financial information regarding the Fund is available. The 2020 Annual Report speaks only as of its date and the TEA has not obligated itself to update the 2020 Annual Report or any other Annual Report. The TEA posts (i) each Annual Report, which includes statistical data regarding the Fund as of the close of each fiscal year, (ii) the most recent disclosure for the Guarantee Program, (iii) the Statement of Investment Objectives, Policies and Guidelines of the Texas Permanent School Fund, which is codified at 19 Texas Administrative Code, Chapter 33 (the "Investment Policy"), and (iv) monthly updates with respect to the capacity of the Guarantee Program (collectively, the "Web Site Materials") on the TEA web site at [http://tea.texas.gov/Finance\\_and\\_Grants/Permanent\\_School\\_Fund/](http://tea.texas.gov/Finance_and_Grants/Permanent_School_Fund/) and with the MSRB at [www.emma.msrb.org](http://www.emma.msrb.org). Such monthly updates regarding the Guarantee Program are also incorporated herein and made a part hereof for all purposes. In addition to the Web Site Materials, the Fund is required to make quarterly filings with the SEC under Section 13(f) of the Securities Exchange Act of 1934. Such filings, which consist of a list of the Fund's holdings of securities specified in Section 13(f), including exchange-traded (e.g., NYSE) or NASDAQ-quoted stocks, equity options and warrants, shares of closed-end investment companies and certain convertible debt securities, is available from the SEC at [www.sec.gov/edgar.shtml](http://www.sec.gov/edgar.shtml). A list of the Fund's equity and fixed income holdings as of August 31 of each year is posted to the TEA web site and filed with the MSRB. Such list excludes holdings in the Fund's securities lending program. Such list, as filed, is incorporated herein and made a part hereof for all purposes. See "2021 Legislation – SB 1232" for proposed changes in the management of the Fund that may result in changes to the annual audit prepared with respect to the Fund.

## **Management and Administration of the Fund**

The Texas Constitution and applicable statutes delegate to the State Board of Education (the "SBOE") the authority and responsibility for investment of the PSF's financial assets. The SBOE consists of 15 members who are elected by territorial districts in the State to four year terms of office. See "2021 Legislation – SB 1232" for proposed changes affecting the management of the Fund.

The Texas Constitution provides that the Fund shall be managed through the exercise of the judgment and care under the circumstances then prevailing which persons of ordinary prudence, discretion and intelligence exercise in the management of their own affairs, not in regard to speculation, but in regard to the permanent disposition of their funds, considering the probable income

therefrom as well as the probable safety of their capital (the “Prudent Person Standard”). The SBOE has adopted a “Statement of Investment Objectives, Policies, and Guidelines of the Texas Permanent School Fund,” which is codified in the Texas Administrative Code beginning at 19 TAC section 33.1.

In accordance with the Texas Constitution, the SBOE views the PSF as a perpetual endowment, and the Fund is managed as an endowment fund with a long-term investment horizon. Under the total-return investment objective, the Investment Policy provides that the PSF shall be managed consistently with respect to the following: generating income for the benefit of the public free schools of Texas, the real growth of the corpus of the PSF, protecting capital, and balancing the needs of present and future generations of Texas school children. As described below, the Total Return Constitutional Amendment restricts the annual pay-out from the Fund to both (i) 6% of the average of the market value of the Fund, excluding real property (the on the last day of each of the sixteen State fiscal quarters preceding the Regular Session of the Legislature that begins before that State fiscal biennium, and (ii) the total-return on all investment assets of the Fund over a rolling ten-year period.

By law, the Education Commissioner is appointed by the Governor, with Senate confirmation, and assists the SBOE, but the Education Commissioner can neither be hired nor dismissed by the SBOE. The Executive Administrator of the Fund is hired by and reports to the Education Commissioner. Moreover, although the Fund’s Executive Administrator and the PSF staff at TEA implement the decisions of and provide information to the School Finance/PSF Committee of the SBOE and the full SBOE, the SBOE can neither select nor dismiss the Executive Administrator. TEA’s General Counsel provides legal advice to the Executive Administrator and to the SBOE. The SBOE has also engaged outside counsel to advise it as to its duties over the Fund, including specific actions regarding the investment of the PSF to ensure compliance with fiduciary standards, and to provide transactional advice in connection with the investment of Fund assets in non-traditional investments. See “2021 Legislation – SB 1232” for proposed changes in the management of the Fund.

The Total Return Constitutional Amendment shifted administrative costs of the Fund from the ASF to the PSF, providing that expenses of managing the PSF are to be paid “by appropriation” from the PSF. In January 2005, the Attorney General issued a legal opinion, Op. Tex. Att’y Gen. No. GA-0293 (2005), stating that the Total Return Constitutional Amendment does not require the SBOE to pay from such appropriated PSF funds the indirect management costs deducted from the assets of a mutual fund or other investment company in which PSF funds have been invested.

The SBOE/PSF investment staff and the SBOE’s investment consultant for the Fund are tasked with advising the SBOE with respect to the implementation of the Fund’s asset allocation policy, including the timing and manner of the selection of any external managers and other consultants. See “2021 Legislation – SB 1232” for a discussion of proposed changes to the management of the Fund.

The SBOE contracts with a financial institution for custodial and securities lending services in addition to the performance measurement of the total return of the Fund’s financial assets managed by the SBOE. A consultant is typically retained for the purpose of providing consultation with respect to strategic asset allocation decisions and to assist the SBOE in selecting external fund management advisors. Like other State agencies and instrumentalities that manage large investment portfolios, the PSF has an incentive compensation plan that may provide additional compensation for investment personnel, depending upon the criteria relating to the investment performance of the Fund. See “2021 Legislation – SB 1232” for proposed changes in the management of the Fund that may result in changes to the employment and compensation options available to the management of the Fund.

The Act requires that the Education Commissioner prepare, and the SBOE approve, an annual status report on the Guarantee Program (which is included in the Annual Report). The State Auditor audits the financial statements of the PSF, which are separate from other financial statements of the State. See “2021 Legislation – SB 1232” for proposed changes in the management of the Fund that may result in changes to the annual audit prepared with respect to the Fund.

Texas law assigns to the SLB the ability to control of the Fund’s land and mineral rights and make investments in real assets. Administrative duties related to the land and mineral rights reside with the GLO, which is under the guidance of the elected commissioner of the GLO (the “Land Commissioner”). See “2021 Legislation – SB 1232” for proposed changes in the management of Fund assets by the SLB. The SLB manages the proceeds of the land and mineral rights that are administered by the GLO on behalf of the Fund. The SLB is governed by a five member board, the membership of which consists of the Land Commissioner, who sits as the chairman of the board, and four citizen members appointed by the Governor. The SLB and is generally authorized to invest in the following asset classes:

- Discretionary real assets investments consisting of externally managed real estate, infrastructure, and energy/minerals investment funds, separate accounts, and co-investment vehicles; internally managed direct real estate investments, and associated cash;
- Sovereign and other lands, being the lands set aside for the Fund when it was created, and other various lands not considered discretionary real asset investments; and,
- Mineral interests associated with Fund lands.

See “2021 Legislation – SB 1232” for changes in State law that pertain to the SLB’s future authority to manage the land and mineral rights. At August 31, 2020, the SLB managed approximately 15% of the PSF, as reflected in the fund balance of the PSF at that date.

In 2019, the Texas Legislature enacted legislation that required an annual joint meeting of the SLB and the SBOE for the purpose of discussing the allocation of the assets of the PSF and the investment of money in the PSF. The inaugural joint meeting was held in September 2020. Other legislation enacted in 2019 included a bill that created a “permanent school fund liquid account” (the “Liquid Account”) in the PSF for the purpose of receiving funds transferred from the SLB on a quarterly basis that are not then invested by the SLB or needed within the forthcoming quarter for investment by the SBOE. That legislation also provided for the SBOE to administer and invest the Liquid Account and required the TEA, in consultation with the GLO, to conduct a study regarding distributions to the ASF from the PSF. That study (the “PSF Distribution Study”), dated August 31, 2020, is available at <https://tea.texas.gov/sites/default/files/TEA-Distribution-Study.pdf>.

### **The Total Return Constitutional Amendment**

The Total Return Constitutional Amendment approved a fundamental change in the way that distributions are made to the ASF from the PSF. Prior to the adoption of the Total Return Constitutional Amendment, all interest and dividend income produced by Fund investments flowed into the ASF, where they were distributed to local school districts and open-enrollment charter schools based on average daily attendance, any net gains from investments of the Fund were reflected in the value of the PSF, and costs of administering the PSF were allocated to the ASF. The Total Return Constitutional Amendment requires that PSF distributions to the ASF be determined using a ‘total-return-based’ formula instead of the ‘current-income-based’ formula, which was used from 1964 to the end of the 2003 fiscal year. The Total Return Constitutional Amendment provides that the total amount distributed from the Fund to the ASF: (1) in each year of a State fiscal biennium must be an amount that is not more than 6% of the average of the market value of the Fund, excluding real property (the “Distribution Rate”), on the last day of each of the sixteen State fiscal quarters preceding the

Regular Session of the Legislature that begins before that State fiscal biennium, in accordance with the rate adopted by: (a) a vote of two-thirds of the total membership of the SBOE, taken before the Regular Session of the Legislature convenes or (b) the Legislature by general law or appropriation, if the SBOE does not adopt a rate as provided by clause (a); and (2) over the ten-year period consisting of the current State fiscal year and the nine preceding state fiscal years may not exceed the total return on all investment assets of the Fund over the same ten-year period (the "Ten Year Total Return"). In April 2009, the Attorney General issued a legal opinion, Op. Tex. Att'y Gen. No. GA-0707 (2009) ("GA-0707"), with regard to certain matters pertaining to the Distribution Rate and the determination of the Ten Year Total Return. In GA-0707 the Attorney General opined, among other advice, that (i) the Ten Year Total Return should be calculated on an annual basis, (ii) a contingency plan adopted by the SBOE, to permit monthly transfers equal in aggregate to the annual Distribution Rate to be halted and subsequently made up if such transfers temporarily exceed the Ten Year Total Return, is not prohibited by State law, provided that such contingency plan applies only within a fiscal year time basis, not on a biennium basis, and (iii) that the amount distributed from the Fund in a fiscal year may not exceed 6% of the average of the market value of the Fund or the Ten Year Total Return. In accordance with GA-0707, in the event that the Ten Year Total Return is exceeded during a fiscal year, transfers to the ASF will be halted. However, if the Ten Year Total Return subsequently increases during that biennium, transfers may be resumed, if the SBOE has provided for that contingency, and made in full during the remaining period of the biennium, subject to the limit of 6% in any one fiscal year. Any shortfall in the transfer that results from such events from one biennium may not be paid over to the ASF in a subsequent biennium as the SBOE would make a separate payout determination for that subsequent biennium.

In determining the Distribution Rate, the SBOE has adopted the goal of maximizing the amount distributed from the Fund in a manner designed to preserve "intergenerational equity." The definition of intergenerational equity that the SBOE has generally followed is the maintenance of purchasing power to ensure that endowment spending keeps pace with inflation, with the ultimate goal being to ensure that current and future generations are given equal levels of purchasing power in real terms. In making this determination, the SBOE takes into account various considerations, and relies upon its staff and external investment consultants, which undertake analysis for long-term projection periods that includes certain assumptions. Among the assumptions used in the analysis are a projected rate of growth of student enrollment State-wide, the projected contributions and expenses of the Fund, projected returns in the capital markets and a projected inflation rate.

On November 8, 2011, a referendum was held in the State at which voters of the State approved amendments that effected an increase to the base amount used in calculating the Distribution Rate from the Fund to the ASF and authorized the SLB to make direct transfers to the ASF, as described below.

The November 8, 2011 referendum included an increase to the base used to calculate the Distribution Rate by adding to the calculation base certain discretionary real assets and cash in the Fund that is managed by entities other than the SBOE (at present, by the SLB). The value of those assets was already included in the value of the Fund for purposes of the Guarantee Program, but prior to the amendment had not been included in the calculation base for purposes of making transfers from the Fund to the ASF. While the amendment provided for an increase in the base for the calculation of approximately \$2 billion, no new resources were provided for deposit to the Fund. As described under "The Total Return Constitutional Amendment" the SBOE is prevented from approving a Distribution Rate or making a pay out from the Fund if the amount distributed would exceed 6% of the average of the market value of the Fund, excluding real property in the Fund, but including discretionary real asset investments on the last day of each of the sixteen State fiscal quarters preceding the Regular Session of the Legislature that begins before that State fiscal biennium or if such pay out would exceed the Ten Year Total Return.

The constitutional amendments approved on November 8, 2011, also provided authority to the GLO or another entity (described in statute as the SLB) that has responsibility for the management of revenues derived from land or other properties of the PSF to determine whether to transfer an amount each year to the ASF from the revenue derived during the current year from such land or properties. Prior to November 2019, the amount authorized to be transferred to the ASF from the GLO or SLB was limited to \$300 million per year. On November 5, 2019, a constitutional amendment was approved by State voters that increased the maximum transfer to the ASF to \$600 million each year from the revenue derived during that year from the PSF from the GLO, the SBOE or another entity to the extent such entity has the responsibility for the management of revenues derived from such land or other properties. Any amount transferred to the ASF pursuant to this constitutional provision is excluded from the 6% Distribution Rate limitation applicable to SBOE transfers.

The following table shows amounts distributed to the ASF from the portions of the Fund administered by the SBOE (the "PSF(SBOE)") and the SLB (the "PSF(SLB)").

**Annual Distributions to the Available School Fund<sup>1</sup>**

<b>Fiscal Year Ending</b>	<b>2011</b>	<b>2012</b>	<b>2013</b>	<b>2014</b>	<b>2015</b>	<b>2016</b>	<b>2017</b>	<b>2018</b>	<b>2019</b>	<b>2020</b>
PSF(SBOE) Distribution	\$1,093	\$1,021	\$1,021	\$839	\$839	\$1,056	\$1,056	\$1,236	\$1,236	\$1,102
PSF(SLB) Distribution	\$0	\$0	\$300	\$0	\$0	\$0	\$0	\$0	\$300	\$600 <sup>2</sup>
Per Student Distribution	\$246	\$221	\$281	\$175	\$173	\$215	\$212	\$247	\$306	\$347

<sup>1</sup> In millions of dollars. Source: PSF Annual Report for year ended August 31, 2020.

<sup>2</sup> In September 2020, the SBOE approved a special, one-time transfer of \$300 million from the portion of the PSF managed by the SBOE to the portion of the PSF managed by the SLB, which amount is to be transferred to the ASF by the SLB in fiscal year 2021. In approving the special transfer, the SBOE determined that the transfer was in the best interest of the PSF due to the historic nature of the public health and economic circumstances resulting from the COVID-19 pandemic and its impact on the school children of Texas.

In November 2020, the SBOE approved a projected \$3.4 billion distribution to the ASF for State fiscal biennium 2022-2023. In making its determination of the 2022-2023 Distribution Rate, the SBOE took into account the announced planned distribution to the ASF by the SLB of \$875 million for the biennium.

Efforts to achieve the intergenerational equity objective, as described above, result in changes in the Distribution Rate for each biennial period. The following table sets forth the Distribution Rates announced by the SBOE in the fall of each even numbered year to be applicable for the following biennium.

<u>State Fiscal Biennium</u>	<u>2008-09</u>	<u>2010-11</u>	<u>2012-13</u>	<u>2014-15</u>	<u>2016-17</u>	<u>2018-19</u>	<u>2020-21</u>	<u>2022-23</u>
<u>SBOE Distribution Rate<sup>1</sup></u>	3.5%	2.5%	4.2%	3.3%	3.5%	3.7%	2.974%	4.18%

<sup>1</sup> Includes only distributions made to the ASF by the SBOE; see the immediately preceding table for amounts of direct SLB distributions to the ASF.

See “2021 Legislation – SB 1232” for a discussion of proposed changes in the management of the Fund that may impact distributions to the ASF.

### **2021 Legislation - Senate Bill 1232**

During the 87th Regular Session of the Texas Legislature, which concluded on May 31, 2021 Senate Bill 1232 (“SB 1232” or “the bill”) was enacted, which relates to the management and investment of the Fund. Among other provisions of SB 1232 are provisions authorizing the creation of the Texas Permanent School Fund Corporation (the “PSF Corporation”) by the SBOE. If the PSF Corporation is created, the SBOE would delegate to the PSF Corporation the SBOE’s authority to manage and invest the Fund. Also, the bill would limit the authority of the SLB to manage and invest the Fund if the PSF Corporation is created. The SBOE is not required to create the PSF Corporation, but if it does not do so by December 31, 2022, then the statutory changes related to the SLB do not take effect. While the creation of the PSF Corporation is not mandatory, it is expected that the SBOE will create the PSF Corporation.

As required by State law, the Legislative Budget Board (“LBB”) issued a fiscal note on SB 1232. The fiscal notes stated that uncertainty exists regarding the nature of future returns and the effect of the bill on distributions from all components of the PSF to the ASF, such that the financial impact of the bill cannot be determined at this time. However, the fiscal note states that TEA and the GLO project that the changes effected by the bill will have a positive fiscal impact in terms of growth of the Fund and future Fund distributions. SB 1232 provides for various transition dates relating to implementation of the bill, with the latest dates generally in calendar year 2023. As a result, the planning and implementation of the creation and operation of the PSF Corporation by the SBOE and future PSF Corporation board members will necessarily evolve over time with much of the detail relating to those matters yet to be determined.

Among other provisions, of the bill, it provides that the PSF Corporation, the SBOE and TEA shall coordinate to determine the PSF Corporation’s role in the operation and management of the Guarantee Program to ensure the proper and efficient operation of the program.

The description of SB 1232 that follows summarizes some key provisions of the bill. The full text of the bill can be found at <https://capitol.texas.gov/BillLookup/Text.aspx?LegSess=87R&Bill=SB1232>.

If created, the PSF Corporation will be a special-purpose governmental corporation and instrumentality of the State and will be entitled to sovereign immunity. The PSF Corporation will be governed by nine-member board of directors (the “Board”), consisting of five members of the SBOE, the Land Commissioner, and three appointed members who have substantial background and expertise in investments and asset management; with one of the appointees being appointed by the Land Commissioner and the other two appointed by the Governor with confirmation by the Senate. The chief executive officer of the PSF Corporation will be employed by the Board and will have responsibility for engaging all employees, all of whom will be State employees. Among other powers, the PSF Corporation will be exempt from State laws regulating or limiting purchasing by State agencies and it will be authorized to engage in any activity necessary to manage the investments of the PSF, including contracting in connection with the investment of the PSF to the extent the activity complies with applicable fiduciary duties.

The bill grants the PSF Corporation discretion in determining the applicability to the corporation of certain State laws, including personnel and compensation, purchasing, information technology, and other support services.

SB 1232 authorizes the SBOE to delegate investment authority over the PSF and the Charter District Reserve Fund to the PSF Corporation. In addition, the bill provides for the dissolution of the Liquid Account (which held approximately \$4 billion at the close of fiscal year 2020) and the blending of amounts therein into the general investment portfolio of the PSF, subjecting such amounts to the general asset allocation of the PSF.

The PSF Corporation would be vested with the power to make distributions from the PSF to the ASF subject to the limitations of the Total Return Constitutional Amendment.

Not less than once each year, the Board would be required to submit an audit report to the LBB regarding the operations of the PSF Corporation. The PSF Corporation may contract with a certified public accountant or the State Auditor to conduct an independent audit of the operations of the PSF Corporation, but such authorization would not affect the State Auditor’s authority to conduct an audit of the PSF Corporation in accordance with other State laws.

The bill amends provisions of the Texas Natural Resources Code (the “NRC”) that pertain to the authority of the SLB to manage public school land by limiting investments by the SLB to “real property holdings,” which are defined to mean direct or indirect interests in real property located in the State or any interest in a joint venture whose primary purpose is the acquisition, development, holding, and disposing of real property located in the State. The bill excludes from the definition of “real property holdings” any interest in an “investment vehicle,” and requires SLB to transfer mineral revenues to the PSF Corporation monthly. The determination of whether to make a direct transfer to the ASF from the revenues of the land or other properties is presently made by SLB, and the decision as to whether to make a direct transfer to the ASF, and the amount of such transfer, is solely within the purview of the SLB. That authorization would continue after creation of the PSF Corporation and implementation of the proposed changes set forth in SB 1232.

### **Asset Allocation of Fund Portfolios**

With respect to the management of the Fund’s financial assets portfolio, the single most significant change made to date as a result of the Total Return Constitutional Amendment has been new asset allocation policies adopted from time to time by the SBOE. The SBOE generally reviews the asset allocations during its summer meeting in even-numbered years. The first asset allocation policy adopted by the SBOE following the Total Return Constitutional Amendment was in February 2004, and the policy was reviewed and modified or reaffirmed in the summers of each even-numbered year, most recently in July 2020. The Fund’s Investment Policy provides for minimum and maximum ranges among the components of each of the asset classifications: equities, fixed income and alternative asset investments. The alternative asset allocation category includes real estate, real return, absolute return and private equity components. Alternative asset classes diversify the SBOE-managed assets and are not as correlated to traditional asset classes, which is intended to increase investment returns over the long run while reducing risk and return volatility of the portfolio. Given the greater weighting in the overall portfolio of passively managed investments, it is expected that the Fund will reflect the general performance returns of the markets in which the Fund is invested.

The most recent asset allocation of the PSF(SBOE), approved by the SBOE in July 2020, is set forth below, along with the current asset allocations of the PSF(SLB) and the asset allocation of the Liquid Account. The next scheduled review of the PSF(SBOE) asset allocation is July 2022. See “2021 Legislation – SB 1232” for a discussion of proposed changes in the management of the Fund that could affect the responsibility for review of the asset allocation and the timing of asset allocation review, as well as elimination of the Liquid Account.



## PSF Strategic Asset Allocations

	<b>PSF Total</b>	<b>PSF(SBOE)</b>	<b>PSF(SLB)</b>	<b>Liquid Account</b>
<b>Equity Total</b>	47%	52%	0%	40%
<b>Public Equity Total</b>	34%	37%	0%	40%
Large Cap US Equity	13%	14%	0%	20%
Small/Mid Cap US Equity	5%	6%	0%	5%
International Equities	13%	14%	0%	15%
Emerging Markets Equity	2%	3%	0%	0%
<b>Private Equity</b>	13%	15%	0%	0%
<b>Fixed Income Total</b>	27%	25%	0%	40%
Core Bonds	11%	12%	0%	10%
High Yield	2%	3%	0%	0%
Emerging Markets Debt	6%	7%	0%	0%
Treasuries	2%	3%	0%	0%
TIPS	3%	0%	0%	5%
Short Duration	2%	0%	0%	25%
<b>Alternative Investments Total</b>	25%	22%	100%	
Absolute Return	6%	7%	0%	0%
Real Estate	12%	11%	33%	0%
Real Return	1%	4%	0%	0%
Energy	3%	0%	35%	0%
Infrastructure	3%	0%	32%	0%
<b>Emerging Manager Program</b>	0%	1%	0%	0%
<b>Cash</b>	2%	0%	0%	20%

For a variety of reasons, each change in asset allocation for the Fund has been implemented in phases, and that approach is likely to be carried forward when and if the asset allocation policy is again modified.

The table below sets forth the comparative investments of the PSF(SBOE) for the years ending August 31, 2019 and 2020.

### Comparative Investment Schedule - PSF(SBOE)1

Fair Value (in millions) August 31, 2020 and 2019				
ASSET CLASS	August 31, 2020	August 31, 2019	Amount of Increase (Decrease)	Percent Change
<b>EQUITY</b>				
Domestic Small Cap	\$ 2,005.8	\$ 1,645.8	\$ 360.0	21.9%
Domestic Large Cap	5,106.3	4,643.7	462.6	10.0%
Total Domestic Equity	7,112.1	6,289.5	822.6	13.1%
International Equity	6,380.9	5,676.3	704.6	12.4%
<b>TOTAL EQUITY</b>	<b>13,493.0</b>	<b>11,965.8</b>	<b>1,527.2</b>	<b>12.8%</b>
<b>FIXED INCOME</b>				
Domestic Fixed Income	4,232.6	4,575.2	(342.6)	-7.5%
U.S. Treasuries	918.7	-	918.7	N/A
Emerging Market Debt	2,450.7	2,410.4	40.3	1.7%
<b>TOTAL FIXED INCOME</b>	<b>7,602.0</b>	<b>6,985.6</b>	<b>616.4</b>	<b>8.8%</b>
<b>ALTERNATIVE INVESTMENTS</b>				
Absolute Return	3,517.2	3,622.6	(105.4)	-2.9%
Real Estate	3,102.1	2,983.5	118.6	4.0%
Private Equity	4,761.5	3,872.8	888.7	22.9%

Risk Parity	1,164.9	2,557.6	(1,392.7)	-54.5%
Real Return	2,047.4	2,109.3	(61.9)	-2.9%
<b>TOT ALT INVESTMENTS</b>	<b>14,593.1</b>	<b>15,145.8</b>	<b>(552.7)</b>	<b>-3.6%</b>
UNALLOCATED CASH	122.9	163.3	(40.4)	-24.7%
TOTAL PSF(SBOE) INVESTMENTS	\$ 35,811.0	\$ 34,260.5	\$ 1,550.5	4.5%

Source: PSF Annual Report for year ended August 31, 2020.

<sup>1</sup> The investments shown in the table above at August 31, 2020 do not fully reflect the changes made to the PSF Strategic Asset Allocation in 2020, as those changes were still being phased in at the end of the fiscal year.

In accordance with legislation enacted during 2019, the PSF has established the Liquid Account for purposes of investing cash received from the SLB to be invested in liquid assets and managed by the SBOE in the same manner it manages the PSF. That cash was previously included in the PSF valuation but was held and invested by the State Comptroller. In July 2020, the SBOE adopted an asset allocation policy for the Liquid Account (shown above), which, when adopted, was expected to be fully implemented in the first calendar quarter of fiscal year 2022. See "2021 Legislation – SB 1232" for a discussion of proposed changes in the management of the Fund that could result in the dissolution of the Liquid Account and a blending of assets held in the Liquidity Account into the general investment portfolio of the Fund.

The table below sets forth the investments of the Liquid Account for the year ended August 31, 2020.

#### Liquid Account Fair Value at August 31, 2020<sup>1</sup>

ASSET CLASS	
Fixed Income	
Short-Term Fixed Income	\$1,597.3
Unallocated Cash	<u>2,453.3</u>
Total Liquid Account Investments	<u>\$4,050.6</u>

<sup>1</sup> In millions of dollars.

Source: PSF Annual Report for year ended August 31, 2020.

The table below sets forth the comparative investments of the PSF(SLB) for the years ending August 31, 2019 and 2020.

#### Comparative Investment Schedule - PSF(SLB)

Fair Value (in millions) August 31, 2020 and 2019

Asset Class	As of 8-31-20	As of 8-31-19	Increase (Decrease)	Percent Change
Discretionary Real Assets Investments				
Externally Managed				
Real Assets Investment Funds <sup>1</sup>				
Energy/Minerals	\$1,164.0	\$1,667.6	\$(503.6)	-30.2%
Infrastructure	1,485.4	1,226.3	259.1	21.1%
Real Estate	1,174.8	1,033.6	141.2	13.7%
Internally Managed Direct				
Real Estate Investments	219.5	247.3	(27.8)	-11.2%
Total Discretionary				
Real Assets Investments	4,043.7	4,174.8	(131.1)	-3.1%
Dom. Equity Rec'd as In-Kind Distribution	0.9	1.3	(0.4)	-30.8%
Sovereign and Other Lands	408.6	372.3	36.3	9.8%
Mineral Interests	2,115.4	3,198.2	(1,082.8)	-33.9%
Cash at State Treasury <sup>2</sup>	333.8	4,457.3	(4,123.5)	-92.5%
Total PSF(SLB) Investments	\$6,902.4	\$12,203.9	\$(5,301.5)	-43.4%

<sup>1</sup> The fair values of externally managed real assets investment funds, separate accounts, and co-investment vehicles are estimated using the most recent valuations available, adjusted for subsequent contributions and withdrawals.

<sup>2</sup> Cash at State Treasury represents amounts that have been deposited in the State Treasury and temporarily invested in short-term investments until called for investment by the external real assets investment funds, separate accounts, and co-investment vehicles to which PSF(SLB) has made capital commitments. Prior to September 1, 2019, PSF(SLB) was required by statute to deposit cash designated by the SLB for investment

*in real assets in the State Treasury until it is drawn for investment. After September 1, 2019, that cash was moved to the Liquid Account to be invested by the SBOE.*

The asset allocation of the Fund's financial assets portfolio is subject to change by the SBOE from time to time based upon a number of factors, including recommendations to the SBOE made by internal investment staff and external consultants. Fund performance may also be affected by factors other than asset allocation, including, without limitation, the general performance of the securities markets and other capital markets in the United States and abroad, which may be affected by different levels of economic activity; decisions of political officeholders; significant adverse weather events and the market impact of domestic and international climate change; development of hostilities in and among nations; cybersecurity threats and events; changes in international trade policies or practices; application of the Prudent Person Standard, which may eliminate certain investment opportunities for the Fund; management fees paid to external managers and embedded management fees for some fund investments; and, PSF operational limitations impacted by Texas law or legislative appropriation. See "2021 Legislation – SB 1232" for a discussion of proposed changes in the management of the Fund that may affect these factors. The Guarantee Program could also be impacted by changes in State or federal law or regulations or the implementation of new accounting standards.

### **The School District Bond Guarantee Program**

The School District Bond Guarantee Program requires an application be made by a school district to the Education Commissioner for a guarantee of its bonds. If the conditions for the School District Bond Guarantee Program are satisfied, the guarantee becomes effective upon approval of the bonds by the Attorney General and remains in effect until the guaranteed bonds are paid or defeased, by a refunding or otherwise.

In the event of default, holders of guaranteed school district bonds will receive all payments due from the corpus of the PSF. Following a determination that a school district will be or is unable to pay maturing or matured principal or interest on any guaranteed bond, the Act requires the school district to notify the Education Commissioner not later than the fifth day before the stated maturity date of such bond or interest payment. Immediately following receipt of such notice, the Education Commissioner must cause to be transferred from the appropriate account in the PSF to the Paying Agent/Registrar an amount necessary to pay the maturing or matured principal and interest. Upon receipt of funds for payment of such principal or interest, the Paying Agent/Registrar must pay the amount due and forward the canceled bond or evidence of payment of the interest to the State Comptroller of Public Accounts (the "Comptroller"). The Education Commissioner will instruct the Comptroller to withhold the amount paid, plus interest, from the first State money payable to the school district. The amount withheld pursuant to this funding "intercept" feature will be deposited to the credit of the PSF. The Comptroller must hold such canceled bond or evidence of payment of the interest on behalf of the PSF. Following full reimbursement of such payment by the school district to the PSF with interest, the Comptroller will cancel the bond or evidence of payment of the interest and forward it to the school district. The Act permits the Education Commissioner to order a school district to set a tax rate sufficient to reimburse the PSF for any payments made with respect to guaranteed bonds, and also sufficient to pay future payments on guaranteed bonds, and provides certain enforcement mechanisms to the Education Commissioner, including the appointment of a board of managers or annexation of a defaulting school district to another school district.

If a school district fails to pay principal or interest on a bond as it is stated to mature, other amounts not due and payable are not accelerated and do not become due and payable by virtue of the district's default. The School District Bond Guarantee Program does not apply to the payment of principal and interest upon redemption of bonds, except upon mandatory sinking fund redemption, and does not apply to the obligation, if any, of a school district to pay a redemption premium on its guaranteed bonds. The guarantee applies to all matured interest on guaranteed school district bonds, whether the bonds were issued with a fixed or variable interest rate and whether the interest rate changes as a result of an interest reset provision or other bond order provision requiring an interest rate change. The guarantee does not extend to any obligation of a school district under any agreement with a third party relating to guaranteed bonds that is defined or described in State law as a "bond enhancement agreement" or a "credit agreement," unless the right to payment of such third party is directly as a result of such third party being a bondholder.

In the event that two or more payments are made from the PSF on behalf of a district, the Education Commissioner shall request the Attorney General to institute legal action to compel the district and its officers, agents and employees to comply with the duties required of them by law in respect to the payment of guaranteed bonds.

Generally, the regulations that govern the School District Bond Guarantee Program (the "SDBGP Rules") limit guarantees to certain types of notes and bonds, including, with respect to refunding bonds issued by school districts, a requirement that the bonds produce debt service savings, and that bonds issued for capital facilities of school districts must have been voted as unlimited tax debt of the issuing district. The Guarantee Program Rules include certain accreditation criteria for districts applying for a guarantee of their bonds, and limit guarantees to districts that have less than the amount of annual debt service per average daily attendance that represents the 90th percentile of annual debt service per average daily attendance for all school districts, but such limitation will not apply to school districts that have enrollment growth of at least 25% over the previous five school years. The SDBGP Rules are codified in the Texas Administrative Code at 19 TAC section 33.65 and are available at <http://ritter.tea.state.tx.us/rules/tac/chapter033/ch033a.html#33.65>.

### **The Charter District Bond Guarantee Program**

The Charter District Bond Guarantee Program became effective March 3, 2014. The SBOE published final regulations in the Texas Register that provide for the administration of the Charter District Bond Guarantee Program (the "CDBGP Rules"). The CDBGP Rules are codified at 19 TAC section 33.67 and are available at <http://ritter.tea.state.tx.us/rules/tac/chapter033/ch033a.html#33.67>.

The Charter District Bond Guarantee Program has been authorized through the enactment of amendments to the Act, which provide that a charter holder may make application to the Education Commissioner for designation as a "charter district" and for a guarantee by the PSF under the Act of bonds issued on behalf of a charter district by a non-profit corporation. If the conditions for the Charter District Bond Guarantee Program are satisfied, the guarantee becomes effective upon approval of the bonds by the Attorney General and remains in effect until the guaranteed bonds are paid or defeased, by a refunding or otherwise.

As of March 2021 (the most recent date for which data is available), the percentage of students enrolled in open-enrollment charter schools (excluding charter schools authorized by school districts) to the total State scholastic census was approximately 6.83%. At August 19, 2021, there were 191 active open-enrollment charter schools in the State and there were 888 charter school campuses active under such charters (though as of such date, 53 of such campuses are not currently serving students for various reasons). Section 12.101, Texas Education Code, as amended by the Legislature in 2013, limits the number of charters that the Education Commissioner may grant to 215 charters as of the end of fiscal year 2014, with the number increasing in each fiscal year thereafter through 2019 to a total number of 305 charters. While legislation limits the number of charters that may be granted, it does not limit the number of campuses that may operate under a particular charter. For information regarding the capacity of the Guarantee Program, see "Capacity Limits for the Guarantee Program." The Act provides that the Education Commissioner may not approve the guarantee of refunding or refinanced bonds under the Charter District Bond Guarantee Program in a total amount that exceeds one-half of the total amount available for the guarantee of charter district bonds under the Charter District Bond Guarantee Program.

In accordance with the Act, the Education Commissioner may not approve charter district bonds for guarantee if such guarantees will result in lower bond ratings for public school district bonds that are guaranteed under the School District Bond Guarantee Program. To be eligible for a guarantee, the Act provides that a charter district's bonds must be approved by the Attorney General, have an unenhanced investment grade rating from a nationally recognized investment rating firm, and satisfy a limited investigation conducted by the TEA.

The Charter District Bond Guarantee Program does not apply to the payment of principal and interest upon redemption of bonds, except upon mandatory sinking fund redemption, and does not apply to the obligation, if any, of a charter district to pay a redemption premium on its guaranteed bonds. The guarantee applies to all matured interest on guaranteed charter district bonds, whether the bonds were issued with a fixed or variable interest rate and whether the interest rate changes as a result of an interest reset provision or other bond resolution provision requiring an interest rate change. The guarantee does not extend to any obligation of a charter district under any agreement with a third party relating to guaranteed bonds that is defined or described in State law as a "bond enhancement agreement" or a "credit agreement," unless the right to payment of such third party is directly as a result of such third party being a bondholder.

The Act provides that immediately following receipt of notice that a charter district will be or is unable to pay maturing or matured principal or interest on a guaranteed bond, the Education Commissioner is required to instruct the Comptroller to transfer from the Charter District Reserve Fund to the district's paying agent an amount necessary to pay the maturing or matured principal or interest. If money in the Charter District Reserve Fund is insufficient to pay the amount due on a bond for which a notice of default has been received, the Education Commissioner is required to instruct the Comptroller to transfer from the PSF to the district's paying agent the amount necessary to pay the balance of the unpaid maturing or matured principal or interest. If a total of two or more payments are made under the Charter District Bond Guarantee Program on charter district bonds and the Education Commissioner determines that the charter district is acting in bad faith under the program, the Education Commissioner may request the Attorney General to institute appropriate legal action to compel the charter district and its officers, agents, and employees to comply with the duties required of them by law in regard to the guaranteed bonds. As is the case with the School District Bond Guarantee Program, the Act provides a funding "intercept" feature that obligates the Education Commissioner to instruct the Comptroller to withhold the amount paid with respect to the Charter District Bond Guarantee Program, plus interest, from the first State money payable to a charter district that fails to make a guaranteed payment on its bonds. The amount withheld will be deposited, first, to the credit of the PSF, and then to restore any amount drawn from the Charter District Reserve Fund as a result of the non-payment.

The CDBGP Rules provide that the PSF may be used to guarantee bonds issued for the acquisition, construction, repair, or renovation of an educational facility for an open-enrollment charter holder and equipping real property of an open-enrollment charter school and/or to refinance promissory notes executed by an open-enrollment charter school, each in an amount in excess of \$500,000 the proceeds of which loans were used for a purpose described above (so-called new money bonds) or for refinancing bonds previously issued for the charter school that were approved by the attorney general (so-called refunding bonds). Refunding bonds may not be guaranteed under the Charter District Bond Guarantee Program if they do not result in a present value savings to the charter holder.

The CDBGP Rules provide that an open-enrollment charter holder applying for charter district designation and a guarantee of its bonds under the Charter District Bond Guarantee Program satisfy various provisions of the regulations, including the following: It must (i) have operated at least one open-enrollment charter school with enrolled students in the State for at least three years; (ii) agree that the bonded indebtedness for which the guarantee is sought will be undertaken as an obligation of all entities under common control of the open-enrollment charter holder, and that all such entities will be liable for the obligation if the open-enrollment charter holder defaults on the bonded indebtedness, provided, however, that an entity that does not operate a charter school in Texas is subject to this provision only to the extent it has received state funds from the open-enrollment charter holder; (iii) have had completed for the past three years an audit for each such year that included unqualified or unmodified audit opinions; and (iv) have received an investment grade credit rating within the last year. Upon receipt of an application for guarantee under the Charter District Bond Guarantee Program, the Education Commissioner is required to conduct an investigation into the financial status of the applicant charter district and of the accreditation status of all open-enrollment charter schools operated under the charter, within the scope set forth in the CDBGP Rules. Such financial investigation must establish that an applying charter district has a historical debt service coverage ratio, based on annual debt service, of at least 1.1 for the most recently completed fiscal year, and a projected debt service coverage ratio, based on projected revenues and expenses and maximum annual debt service, of at least 1.2. The failure of an open-enrollment charter holder to comply with the Act or the applicable regulations, including by making any material misrepresentations in the charter holder's application for charter district designation or guarantee under the Charter District Bond Guarantee Program, constitutes a material violation of the open-enrollment charter holder's charter.

From time to time, TEA has limited new guarantees under the Charter District Bond Guarantee Program to conform to capacity limits specified by the Act. Legislation enacted during the Legislature's 2017 regular session modified the manner of calculating the capacity of the Charter District Bond Guarantee Program (the "CDBGP Capacity"), which further increased the amount of the CDBGP Capacity, beginning with State fiscal year 2018, but that provision of the law does not increase overall Program capacity, it merely makes available to the Charter District Bond Guarantee Program a greater share of capacity in the Guarantee Program. The CDBGP Capacity is made available from the capacity of the Guarantee Program, but is not reserved exclusively for the Charter District Bond Guarantee Program. See "Capacity Limits for the Guarantee Program" and "2017 Legislative Changes to the Charter District Bond Guarantee Program." Other factors that could increase the CDBGP Capacity include Fund investment performance, future increases in the Guarantee Program multiplier, changes in State law that govern the calculation of the CDBGP Capacity, as described below, changes in State or federal law or regulations related to the Guarantee Program limit, growth in the relative percentage of students enrolled in open-enrollment charter schools to the total State scholastic census, legislative and administrative changes in funding for charter districts, changes in level of school district or charter district participation in the Guarantee Program, or a combination of such circumstances.

### **Capacity Limits for the Guarantee Program**

The capacity of the Fund to guarantee bonds under the Guarantee Program is limited to the lesser of that imposed by State law (the "State Capacity Limit") and that imposed by regulations and a notice issued by the IRS (the "IRS Limit", with the limit in effect at any given time being the "Capacity Limit"). From 2005 through 2009, the Guarantee Program twice reached capacity under the IRS Limit, and in each instance the Guarantee Program was closed to new bond guarantee applications until relief was obtained from the IRS. The most recent closure of the Guarantee Program commenced in March 2009 and the Guarantee Program reopened in February 2010 on the basis of receipt of the IRS Notice.

Prior to 2007, various legislation was enacted modifying the calculation of the State Capacity limit; however, in 2007, Senate Bill 389 ("SB 389") was enacted, providing for increases in the capacity of the Guarantee Program, and specifically providing that the SBOE may by rule increase the capacity of the Guarantee Program from two and one-half times the cost value of the PSF to an amount not to exceed five times the cost value of the PSF, provided that the increased limit does not violate federal law and regulations and does not prevent bonds guaranteed by the Guarantee Program from receiving the highest available credit rating, as determined by the SBOE. SB 389 further provided that the SBOE shall at least annually consider whether to change the capacity of the Guarantee

Program. Additionally, on May 21, 2010, the SBOE modified the SDBGP Rules, and increased the State Law Capacity to an amount equal to three times the cost value of the PSF. Such modified regulations, including the revised capacity rule, became effective on July 1, 2010. The SDBGP Rules provide that the Education Commissioner may reduce the multiplier to maintain the AAA credit rating of the Guarantee Program but also provide that any changes to the multiplier made by the Education Commissioner are to be ratified or rejected by the SBOE at the next meeting following the change. See “Valuation of the PSF and Guaranteed Bonds” below.

Since September 2015, the SBOE has periodically voted to change the capacity multiplier as shown in the following table.

<u>Changes in SBOE-determined multiplier for State law capacity</u>	
<u>Date</u>	<u>Multiplier</u>
Prior to May 2010	2.50
May 2010	3.00
September 2015	3.25
February 2017	3.50
September 2017	3.75
February 2018 (current)	3.50

Prior to the issuance of the IRS Notice (defined below), the capacity of the program under the IRS Limit was limited to two and one-half times the lower of cost or fair market value of the Fund’s assets adjusted by a factor that excluded additions to the Fund made since May 14, 1989. On December 16, 2009, the IRS published Notice 2010-5 (the “IRS Notice”) stating that the IRS would issue proposed regulations amending the existing regulations to raise the IRS limit to 500% of the total cost of the assets held by the PSF as of December 16, 2009. In accordance with the IRS Notice, the amount of any new bonds to be guaranteed by the PSF, together with the then outstanding amount of bonds previously guaranteed by the PSF, must not exceed the IRS limit on the sale date of the new bonds to be guaranteed. The IRS Notice further provided that the IRS Notice may be relied upon for bonds sold on or after December 16, 2009, and before the effective date of future regulations or other public administrative guidance affecting funds like the PSF.

On September 16, 2013, the IRS published proposed regulations (the “Proposed IRS Regulations”) that, among other things, would enact the IRS Notice. The preamble to the Proposed IRS Regulations provides that issuers may elect to apply the Proposed IRS Regulations, in whole or in part, to bonds sold on or after September 16, 2013, and before the date that final regulations became effective.

On July 18, 2016, the IRS issued final regulations enacting the IRS Notice (the “Final IRS Regulations”). The Final IRS Regulations are effective for bonds sold on or after October 17, 2016. The IRS Notice, the Proposed IRS Regulations and the Final IRS Regulations establish a static capacity for the Guarantee Program based upon the cost value of Fund assets on December 16, 2009, multiplied by five. On December 16, 2009, the cost value of the Guarantee Program was \$23,463,730,608 (estimated and unaudited), thereby producing an IRS Limit of approximately \$117.3 billion.

In September 2015, the SBOE also approved a new 5% capacity reserve for the Charter District Bond Guarantee Program. The State Law Capacity increased from \$123,509,204,770 on August 31, 2019 to \$128,247,002,583 on August 31, 2020 (but at such date the IRS Limit (\$117,318,653,038) remained the lower of the two, so it is the current Capacity Limit for the Fund).

Since July 1991, when the SBOE amended the Guarantee Program Rules to broaden the range of bonds that are eligible for guarantee under the Guarantee Program to encompass most Texas school district bonds, the principal amount of bonds guaranteed under the Guarantee Program has increased sharply. In addition, in recent years a number of factors have caused an increase in the amount of bonds issued by school districts in the State. See the table “Permanent School Fund Guaranteed Bonds” below. Effective September 1, 2009, the Act provides that the SBOE may annually establish a percentage of the cost value of the Fund to be reserved from use in guaranteeing bonds (the “Capacity Reserve”). The SDBGP Rules provide for a minimum Capacity Reserve for the overall Guarantee Program of no less than 5% and provide that the amount of the Capacity Reserve may be increased by a majority vote of the SBOE. The CDBGP Rules provide for an additional 5% reserve of CDBGP Capacity. The Education Commissioner is authorized to change the Capacity Reserve, which decision must be ratified or rejected by the SBOE at its next meeting following any change made by the Education Commissioner. The current Capacity Reserve is noted in the monthly updates with respect to the capacity of the Guarantee Program on the TEA web site at [http://tea.texas.gov/Finance\\_and\\_Grants/Permanent\\_School\\_Fund/](http://tea.texas.gov/Finance_and_Grants/Permanent_School_Fund/), which are also filed with the MSRB.

Based upon historical performance of the Fund, the legal restrictions relating to the amount of bonds that may be guaranteed has generally resulted in a lower ratio of guaranteed bonds to available assets as compared to many other types of credit enhancements that may be available for Texas school district bonds and charter district bonds. However, the ratio of Fund assets to guaranteed bonds and the growth of the Fund in general could be adversely affected by a number of factors, including Fund investment performance, investment objectives of the Fund, an increase in bond issues by school districts in the State or legal restrictions on the Fund, changes in State laws that implement funding decisions for school districts and charter districts, which could adversely affect the credit quality of those districts, the implementation of the Charter District Bond Guarantee Program, or significant changes in distributions to the ASF. The issuance of the IRS Notice and the Final IRS Regulations resulted in a substantial increase in the amount of bonds guaranteed under the Guarantee Program. As the amount of guaranteed bonds approaches the IRS Limit, the SBOE is seeking changes to the existing IRS guidance regarding the Guarantee Program with the objective of obtaining an increase in the IRS Limit, but no assurances can be given that the IRS will issue guidance that would increase the IRS Limit. The implementation of the Charter School Bond Guarantee Program has also increased the total amount of guaranteed bonds.

### **2017 Legislative Changes to the Charter District Bond Guarantee Program**

The CDBGP Capacity is established by the Act. During the 85th Texas Legislature, which concluded on May 29, 2017, Senate Bill 1480 (“SB 1480”) was enacted. SB 1480 amended the Act to modify how the CDBGP Capacity is established effective as of September 1, 2017, and made other substantive changes to the Charter District Bond Guarantee Program. Prior to the enactment of SB 1480, the CDBGP Capacity was calculated as the Capacity Limit less the amount of outstanding bond guarantees under the Guarantee Program multiplied by the percentage of charter district scholastic population relative to the total public school scholastic population. SB 1480 amended the CDBGP Capacity calculation so that the Capacity Limit is multiplied by the percentage of charter district scholastic population relative to the total public school scholastic population prior to the subtraction of the outstanding bond guarantees, thereby increasing the CDBGP Capacity. SB 1480 provided for the implementation of the new method of calculating the CDBGP Capacity to begin with the State fiscal year that commences September 1, 2021 (the State’s fiscal year 2022) but authorized the SBOE discretion to increase the CDBGP Capacity incrementally in the intervening four fiscal years, beginning with fiscal year 2018 by up to a cumulative 20% in each fiscal year (for a total maximum increase of 80% in fiscal year 2021) as compared to the capacity figure calculated under the Act as of January 1, 2017, which it has done.

The percentage of the charter district scholastic population to the overall public school scholastic population has grown from 3.53% in September 2012 to 6.83% in March 2021. TEA is unable to predict how the ratio of charter district students to the total State scholastic population will change over time.

In addition to modifying the manner of determining the CDBG Capacity, SB 1480 provided that the Education Commissioner's investigation of a charter district application for guarantee may include an evaluation of whether the charter district bond security documents provide a security interest in real property pledged as collateral for the bond and the repayment obligation under the proposed guarantee. The Education Commissioner may decline to approve the application if the Education Commissioner determines that sufficient security is not provided. The Act and the CDBG Rules previously required the Education Commissioner to make an investigation of the accreditation status and certain financial criteria for a charter district applying for a bond guarantee, which remain in place.

Since the initial authorization of the Charter District Bond Guarantee Program, the Act has established a bond guarantee reserve fund in the State treasury (the "Charter District Reserve Fund"). Formerly, the Act provided that each charter district that has a bond guaranteed must annually remit to the Education Commissioner, for deposit in the Charter District Reserve Fund, an amount equal to 10% of the savings to the charter district that is a result of the lower interest rate on its bonds due to the guarantee by the PSF. SB 1480 modified the Act insofar as it pertains to the Charter District Reserve Fund. Effective September 1, 2017, the Act provides that a charter district that has a bond guaranteed must remit to the Education Commissioner, for deposit in the Charter District Reserve Fund, an amount equal to 20% of the savings to the charter district that is a result of the lower interest rate on the bond due to the guarantee by the PSF. The amount due shall be paid on receipt by the charter district of the bond proceeds. However, the deposit requirement will not apply if the balance of the Charter District Reserve Fund is at least equal to 3.00% of the total amount of outstanding guaranteed bonds issued by charter districts. At July 31, 2021, the Charter District Reserve Fund contained \$63,249,051, which represented approximately 2.02% of the guaranteed charter district bonds. In 2018, the management of the Reserve Fund was transferred from the Texas Comptroller to the PSF division of TEA, where it is held and invested as a non-commingled fund under the administration of the PSF staff.

### **Charter District Risk Factors**

Open-enrollment charter schools in the State may not charge tuition and, unlike school districts, charter districts have no taxing power. Funding for charter district operations is largely from amounts appropriated by the Legislature. Additionally, the amount of State payments a charter district receives is based on a variety of factors, including the enrollment at the schools operated by a charter district, and may be affected by the State's economic performance and other budgetary considerations and various political considerations.

Other than credit support for charter district bonds that is provided to qualifying charter districts by the Charter District Bond Guarantee Program, State funding for charter district facilities construction is limited to a program established by the Legislature in 2017, which provides \$60 million per year for eligible charter districts with an acceptable performance rating for a variety of funding purposes, including for lease or purchase payments for instructional facilities. Since State funding for charter facilities is limited, charter schools generally issue revenue bonds to fund facility construction and acquisition, or fund facilities from cash flows of the school. Some charter districts have issued non-guaranteed debt in addition to debt guaranteed under the Charter District Bond Guarantee Program, and such non-guaranteed debt is likely to be secured by a deed of trust covering all or part of the charter district's facilities. In March 2017, the TEA began requiring charter districts to provide the TEA with a lien against charter district property as a condition to receiving a guarantee under the Charter District Bond Guarantee Program. However, charter district bonds issued and guaranteed under the Charter District Bond Guarantee Program prior to the implementation of the new requirement did not have the benefit of a security interest in real property, although other existing debts of such charter districts that are not guaranteed under the Charter District Bond Guarantee Program may be secured by real property that could be foreclosed on in the event of a bond default.

As a general rule, the operation of a charter school involves fewer State requirements and regulations for charter holders as compared to other public schools, but the maintenance of a State-granted charter is dependent upon on-going compliance with State law and regulations, which are monitored by TEA. TEA has a broad range of enforcement and remedial actions that it can take as corrective measures, and such actions may include the loss of the State charter, the appointment of a new board of directors to govern a charter district, the assignment of operations to another charter operator, or, as a last resort, the dissolution of an open-enrollment charter school. Charter holders are governed by a private board of directors, as compared to the elected boards of trustees that govern school districts.

As described above, the Act includes a funding "intercept" function that applies to both the School District Bond Guarantee Program and the Charter District Bond Guarantee Program. However, school districts are viewed as the "educator of last resort" for students residing in the geographical territory of the district, which makes it unlikely that State funding for those school districts would be discontinued, although the TEA can require the dissolution and merger into another school district if necessary to ensure sound education and financial management of a school district. That is not the case with a charter district, however, and open-enrollment charter schools in the State have been dissolved by TEA from time to time. If a charter district that has bonds outstanding that are guaranteed by the Charter District Bond Guarantee Program should be dissolved, debt service on guaranteed bonds of the district would continue to be paid to bondholders in accordance with the Charter District Bond Guarantee Program, but there would be no funding available for reimbursement of the PSF by the Comptroller for such payments. As described under "The Charter District Bond Guarantee Program," the Act established the Charter District Reserve Fund, which could in the future be a significant reimbursement resource for the PSF.

### **Infectious Disease Outbreak**

Since the onset of the COVID-19 pandemic in March 2020, TEA and TEA investment management for the PSF have continued to operate and function pursuant to the TEA continuity of operations plan developed as mandated in accordance with Texas Labor Code Section 412.054. That plan was designed to ensure performance of the Agency's essential missions and functions under such threats and conditions in the event of, among other emergencies, a pandemic event.

Results of the PSF operations through the fiscal year ended August 31, 2020 and at other periodic points in time are set forth herein or incorporated herein by reference. Fund management is of the view that since the onset of the pandemic the Fund has performed generally in accordance with its portfolio benchmarks and with returns generally seen in the national and international investment markets in which the Fund is invested (see "Discussion and Analysis Pertaining to Fiscal Year Ended August 31, 2020").

Circumstances regarding the COVID-19 pandemic continue to evolve; for additional information on these events in the State, reference is made to the website of the Governor, <https://gov.texas.gov/>, and, with respect to public school events, the website of TEA, <https://tea.texas.gov/texas-schools/safe-and-healthy-schools/coronavirus-covid-19-support-and-guidance>.

TEA cannot predict whether any school or charter district may experience short- or longer-term cash flow emergencies as a direct or indirect effect of COVID-19 that would require a payment from the PSF to be made to a paying agent for a guaranteed bond. However,

through the end of July 2021, no school district or charter district had failed to perform with respect to making required payments on their guaranteed bonds. Information regarding the respective financial operations of the issuer of bonds guaranteed, or to be guaranteed, by the PSF is provided by such issuers in their respective bond offering documents and the TEA takes no responsibility for the respective information, as it is provided by the respective issuers.

For information on the September 2020 special, one-time transfer of \$300 million from the portion of the PSF managed by the SBOE to the portion of the PSF managed by the SLB, that was made in light of the public health and economic circumstances resulting from the COVID-19 pandemic and its impact on the school children of Texas, see "The Total Return Constitutional Amendment."

#### Ratings of Bonds Guaranteed Under the Guarantee Program

Moody's Investors Service, Inc., S&P Global Ratings and Fitch Ratings, Inc. rate bonds guaranteed by the PSF "Aaa," "AAA" and "AAA," respectively. Not all districts apply for multiple ratings on their bonds, however. See "RATINGS" herein.

#### Valuation of the PSF and Guaranteed Bonds

##### Permanent School Fund Valuations

Fiscal Year Ended 8/31	Book Value <sup>(1)</sup>	Market Value <sup>(1)</sup>
2016	\$30,128,037,903	\$37,279,799,335
2017	31,870,581,428	41,438,672,573
2018	33,860,358,647	44,074,197,940
2019	35,288,344,219	46,464,447,981
2020 <sup>(2)</sup>	36,642,000,738	46,764,059,745

<sup>(1)</sup> SLB managed assets are included in the market value and book value of the Fund. In determining the market value of the PSF from time to time during a fiscal year, the TEA uses current, unaudited values for TEA managed investment portfolios and cash held by the SLB. With respect to SLB managed assets shown in the table above, market values of land and mineral interests, internally managed real estate, investments in externally managed real estate funds and cash are based upon information reported to the PSF by the SLB. The SLB reports that information to the PSF on a quarterly basis. The valuation of such assets at any point in time is dependent upon a variety of factors, including economic conditions in the State and nation in general, and the values of these assets, and, in particular, the valuation of mineral holdings administered by the SLB, can be volatile and subject to material changes from period to period.

<sup>(2)</sup> At August 31, 2020, mineral assets, sovereign and other lands and internally managed discretionary real estate, external discretionary real estate investments, domestic equities, and cash managed by the SLB had book values of approximately \$13.4 million, \$200.4 million, \$4,255.4 million, \$7.5 million, and \$333.8 million, respectively, and market values of approximately \$2,115.4 million, \$628.1 million, \$3,824.2 million, \$0.9 million, and \$333.8 million, respectively. At July 31, 2021, the PSF had a book value of \$38,340,467,590 and a market value of \$53,232,714,384. July 31, 2021 values are based on unaudited data, which is subject to adjustment.

##### Permanent School Fund Guaranteed Bonds

At 8/31	Principal Amount <sup>(1)</sup>
2016	\$68,303,328,445
2017	74,266,090,023
2018	79,080,901,069
2019	84,397,900,203
2020	90,336,680,245 <sup>(2)</sup>

<sup>(1)</sup> Represents original principal amount; does not reflect any subsequent accretions in value for compound interest bonds (zero coupon securities). The amount shown excludes bonds that have been refunded and released from the Guarantee Program. The TEA does not maintain records of the accreted value of capital appreciation bonds that are guaranteed under the Guarantee Program.

<sup>(2)</sup> At August 31, 2020 (the most recent date for which such data is available), the TEA expected that the principal and interest to be paid by school districts and charter districts over the remaining life of the bonds guaranteed by the Guarantee Program was \$139,992,934,246, of which \$49,656,254,001 represents interest to be paid. As shown in the table above, at August 31, 2020, there were \$90,336,680,245 in principal amount of bonds guaranteed under the Guarantee Program. Using the IRS Limit of \$117,318,653,038 (the IRS Limit is currently the Capacity Limit), net of the Capacity Reserve, as of July 31, 2021, 5.66% of the Guarantee Program's capacity was available to the Charter District Bond Guarantee Program. As of August 31, 2020 and July 31, 2021, the amount of outstanding bond guarantees represented 77.00% and 81.07%, respectively, of the Capacity Limit (which is currently the IRS Limit). July 31, 2021 data is unaudited and is subject to adjustment.

##### Permanent School Fund Guaranteed Bonds by Category<sup>(1)</sup>

Fiscal Year Ended 8/31	School District Bonds		Charter District Bonds		Totals	
	No. of Issues	Principal Amount	No. of Issues	Principal Amount	No. of Issues	Principal Amount
2016	3,244	\$67,342,303,445	35	\$961,025,000	3,279	\$68,303,328,445
2017	3,253	72,884,480,023	40	1,381,610,000	3,293	74,266,090,023
2018	3,249	77,647,966,069	44	1,432,935,000	3,293	79,080,901,069
2019	3,297	82,537,755,203	49	1,860,145,000	3,346	84,397,900,203
2020 <sup>(2)</sup>	3,296	87,800,478,245	64	2,536,202,000	3,360	90,336,680,245

<sup>(1)</sup> Represents original principal amount; does not reflect any subsequent accretions in value for compound interest bonds (zero coupon securities). The amount shown excludes bonds that have been refunded and released from the Guarantee Program.

<sup>(2)</sup> At July 31, 2021 (based on unaudited data, which is subject to adjustment), there were \$95,115,492,855 of bonds guaranteed under the Guarantee Program, representing 3,390 school district issues, aggregating \$91,990,680,855 in principal amount and 76 charter district

issues, aggregating \$3,124,812,000 in principal amount. At July 31, 2021, the CDBG Capacity was \$6,309,019,662 (based on unaudited data, which is subject to adjustment).

## Discussion and Analysis Pertaining to Fiscal Year Ended August 31, 2020

The following discussion is derived from the Annual Report for the year ended August 31, 2020, including the Message of the Executive Administrator of the Fund and the Management's Discussion and Analysis contained therein. Reference is made to the Annual Report, as filed with the MSRB, for the complete Message and MD&A. Investment assets managed by the fifteen member SBOE are referred to throughout this MD&A as the PSF(SBOE) and, with respect to the Liquid Account, Liquid(SBOE) assets. As of August 31, 2020, the Fund's land, mineral rights and certain real assets are managed by the five-member SLB and these assets are referred to throughout as the PSF(SLB) assets. The current PSF(SBOE) asset allocation policy includes an allocation for real estate investments, and as such investments are made, and become a part of the PSF(SBOE) investment portfolio, those investments will be managed by the SBOE and not the SLB.

At the end of fiscal 2020, the Fund balance was \$46.7 billion, an increase of \$0.2 billion from the prior year. This increase is primarily due to overall increases in value of all asset classes in which the Fund has invested and restatements of fund balance. During the year, the SBOE updated the long-term strategic asset allocation, diversifying the PSF(SBOE) to strengthen the Fund, and initiated the strategic asset allocation for the Liquid(SBOE). The asset allocation is projected to increase returns over the long run while reducing risk and portfolio return volatility. The PSF(SBOE) annual rates of return for the one-year, five-year, and ten-year periods ending August 31, 2020, net of fees, were 7.50%, 7.55% and 8.19%, respectively, and the Liquid(SBOE) annual rate of return for the one-year period ending August 31, 2020, net of fees, was 2.35% (total return takes into consideration the change in the market value of the Fund during the year as well as the interest and dividend income generated by the Fund's investments). In addition, the SLB continued its shift into externally managed real asset investment funds, and the one-year, five-year, and ten-year annualized total returns for the PSF(SLB) externally managed real assets, net of fees and including cash, were -12.27%, 2.49%, and 5.15%, respectively.

The market value of the Fund's assets is directly impacted by the performance of the various financial markets in which the assets are invested. The most important factors affecting investment performance are the asset allocation decisions made by the SBOE and SLB. The current SBOE long term asset allocation policy allows for diversification of the PSF(SBOE) portfolio into alternative asset classes whose returns are not as positively correlated as traditional asset classes. The implementation of the long term asset allocation will occur over several fiscal years and is expected to provide incremental total return at reduced risk. See "Comparative Investment Schedule - PSF(SBOE)" for the PSF(SBOE) holdings as of August 31, 2020.

As of August 31, 2020, the SBOE has approved, and the Fund made capital commitments to, externally managed real estate investment funds in a total amount of \$5.7 billion and capital commitments to private equity limited partnerships for a total of \$7.5 billion. Unfunded commitments at August 31, 2020, totaled \$2.0 billion in real estate investments and \$2.4 billion in private equity investments.

### PSF Returns Fiscal Year Ended 8-31-2020<sup>1</sup>

Portfolio	Return	Benchmark Return <sup>2</sup>
Total PSF(SBOE) Portfolio	7.50%	8.54%
Domestic Large Cap Equities(SBOE)	22.37	21.94
Domestic Small/Mid Cap Equities(SBOE)	3.44	2.83
International Equities(SBOE)	8.80	8.31
Emerging Market Equity(SBOE)	15.84	14.49
Fixed Income(SBOE)	5.50	6.47
Absolute Return(SBOE)	4.43	7.19
Real Estate(SBOE)	2.93	1.26
Private Equity(SBOE)	4.63	4.85
Risk Parity(SBOE)	2.41	16.20
Real Return(SBOE)	3.33	2.85
Emerging Market Debt(SBOE)	1.67	1.55
Liquid Short-Term Fixed Income(SBOE)	2.78	3.40
Liquid Transition Cash Reserves(SBOE)	1.62	1.26
Liquid Combined(SBOE)	2.35	2.04
PSF(SLB)	-12.27	N/A

<sup>1</sup> Time weighted rates of return adjusted for cash flows for the PSF(SBOE) investment assets. Does not include GLO managed real estate or real assets. Returns are net of fees. Source: PSF Annual Report for year ended August 31, 2020.

<sup>2</sup> Benchmarks are as set forth in the PSF Annual Report for year ended August 31, 2020.

The PSF(SLB) portfolio is generally characterized by three broad categories: (1) discretionary real assets investments, (2) sovereign and other lands, and (3) mineral interests. Discretionary real assets investments consist of externally managed real estate, infrastructure, and energy/minerals investment funds; internally managed direct real estate investments, and cash. Sovereign and other lands consist primarily of the lands set aside to the PSF when it was created. Mineral interests consist of all of the minerals that are associated with PSF lands. The investment focus of PSF(SLB) discretionary real assets investments has shifted from internally managed direct real estate investments to externally managed real assets investment funds. The PSF(SLB) makes investments in certain limited partnerships that legally commit it to possible future capital contributions. At August 31, 2020, the remaining commitments totaled approximately \$2.73 billion.

For fiscal year 2020, total revenues, inclusive of unrealized gains and losses and net of security lending rebates and fees, totaled \$2.0 billion, a decrease of \$1.7 billion from fiscal year 2019 earnings of \$3.7 billion. This decrease reflects the performance of the securities markets in which the Fund was invested in fiscal year 2020. In fiscal year 2020, revenues earned by the Fund included lease payments, bonuses and royalty income received from oil, gas and mineral leases; lease payments from commercial real estate; surface lease and easement revenues; revenues from the resale of natural and liquid gas supplies; dividends, interest, and securities lending revenues; the net change in the fair value of the investment portfolio; and, other miscellaneous fees and income.

Expenditures are paid from the Fund before distributions are made under the total return formula. Such expenditures include the costs incurred by the SLB to manage the land endowment, as well as operational costs of the Fund, including external management fees paid from appropriated funds. Total operating expenditures, net of security lending rebates and fees, decreased



5.6% for the fiscal year ending August 31, 2020. This decrease is primarily attributable to a decrease in PSF(SLB) quantities of purchased gas for resale in the State Energy Management Program, which is administered by the SLB as part of the Fund.

The Fund directly supports the public school system in the State by distributing a predetermined percentage of its asset value to the ASF. For fiscal years 2019 and 2020, the distribution from the SBOE to the ASF totaled \$1.2 billion and \$1.1 billion, respectively. Distributions from the SLB to the ASF for fiscal years 2019 and 2020 totaled \$300 and \$600 million, respectively.

At the end of the 2020 fiscal year, PSF assets guaranteed \$90.3 billion in bonds issued by 872 local school districts and charter districts, the latter of which entered into the Guarantee Program during the 2014 fiscal year. Since its inception in 1983, the Fund has guaranteed 7,789 school district and charter district bond issues totaling \$202.1 billion in principal amount. During the 2020 fiscal year, the number of outstanding issues guaranteed under the Guarantee Program totaled 3,360. The dollar amount of guaranteed school and charter bond issues outstanding increased by \$5.9 billion or 7.0%. The State Capacity Limit increased by \$4.7 billion, or 3.8%, during fiscal year 2020 due to continued growth in the cost basis of the Fund used to calculate that Program capacity limit. The effective capacity of the Guarantee Program did not increase during fiscal year 2020 as the IRS Limit was reached in a prior fiscal year, and it is the lower of the two State and federal capacity limits for the Guarantee Program.

### **Other Events and Disclosures**

The State Investment Ethics Code governs the ethics and disclosure requirements for financial advisors and other service providers who advise certain State governmental entities, including the PSF. In accordance with the provisions of the State Investment Ethics Code, the SBOE periodically modifies its code of ethics, which occurred most recently in April 2018. The SBOE code of ethics includes prohibitions on sharing confidential information, avoiding conflict of interests and requiring disclosure filings with respect to contributions made or received in connection with the operation or management of the Fund. The code of ethics applies to members of the SBOE as well as to persons who are responsible by contract or by virtue of being a TEA PSF staff member for managing, investing, executing brokerage transactions, providing consultant services, or acting as a custodian of the PSF, and persons who provide investment and management advice to a member of the SBOE, with or without compensation under certain circumstances. The code of ethics is codified in the Texas Administrative Code at 19 TAC sections 33.5 et seq. and is available on the TEA web site at <http://ritter.tea.state.tx.us/rules/tac/chapter033/ch033a.html#33.5>.

In addition, the GLO has established processes and controls over its administration of real estate transactions and is subject to provisions of the Texas Natural Resources Code and its own internal procedures in administering real estate transactions for assets it manages for the Fund.

The TEA received an appropriation of \$30.2 million for the administration of the PSF for fiscal years 2016 and 2017, respectively, and \$30.4 million for each of the fiscal years 2018 and 2019.

As of August 31, 2020, certain lawsuits were pending against the State and/or the GLO, which challenge the Fund's title to certain real property and/or past or future mineral income from that property, and other litigation arising in the normal course of the investment activities of the PSF. Reference is made to the Annual Report, when filed, for a description of such lawsuits that are pending, which may represent contingent liabilities of the Fund.

### **PSF Continuing Disclosure Undertaking**

The SBOE has adopted an investment policy rule (the "TEA Rule") pertaining to the PSF and the Guarantee Program. The TEA Rule is codified in Section I of the TEA Investment Procedure Manual, which relates to the Guarantee Program and is posted to the TEA web site at [http://tea.texas.gov/Finance\\_and\\_Grants/Texas\\_Permanent\\_School\\_Fund/Texas\\_Permanent\\_School\\_Fund\\_Disclosure\\_State\\_ment\\_-\\_Bond\\_Guarantee\\_Program/](http://tea.texas.gov/Finance_and_Grants/Texas_Permanent_School_Fund/Texas_Permanent_School_Fund_Disclosure_State_ment_-_Bond_Guarantee_Program/). The most recent amendment to the TEA Rule was adopted by the SBOE on February 1, 2019, and is summarized below. Through the adoption of the TEA Rule and its commitment to guarantee bonds, the SBOE has made the following agreement for the benefit of the issuers, holders and beneficial owners of guaranteed bonds. The TEA (or its successor with respect to the management of the Guarantee Program) is required to observe the agreement for so long as it remains an "obligated person," within the meaning of Rule 15c2-12, with respect to guaranteed bonds. Nothing in the TEA Rule obligates the TEA to make any filings or disclosures with respect to guaranteed bonds, as the obligations of the TEA under the TEA Rule pertain solely to the Guarantee Program. The issuer or an "obligated person" of the guaranteed bonds has assumed the applicable obligation under Rule 15c2-12 to make all disclosures and filings relating directly to guaranteed bonds, and the TEA takes no responsibility with respect to such undertakings. Under the TEA agreement, the TEA will be obligated to provide annually certain updated financial information and operating data, and timely notice of specified material events, to the MSRB.

The MSRB has established the Electronic Municipal Market Access ("EMMA") system, and the TEA is required to file its continuing disclosure information using the EMMA system. Investors may access continuing disclosure information filed with the MSRB at [www.emma.msrb.org](http://www.emma.msrb.org), and the continuing disclosure filings of the TEA with respect to the PSF can be found at <https://emma.msrb.org/IssueView/Details/ER355077> or by searching for "Texas Permanent School Fund Bond Guarantee Program" on EMMA.

### **Annual Reports**

The TEA will annually provide certain updated financial information and operating data to the MSRB. The information to be updated includes all quantitative financial information and operating data with respect to the Guarantee Program and the PSF of the general type included in this Official Statement under the heading "THE PERMANENT SCHOOL FUND GUARANTEE PROGRAM." The information also includes the Annual Report. The TEA will update and provide this information within six months after the end of each fiscal year.

The TEA may provide updated information in full text or may incorporate by reference certain other publicly-available documents, as permitted by Rule 15c2-12. The updated information includes audited financial statements of, or relating to, the State or the PSF, when and if such audits are commissioned and available. Financial statements of the State will be prepared in accordance with generally accepted accounting principles as applied to state governments, as such principles may be changed from time to time, or such other accounting principles as the State Auditor is required to employ from time to time pursuant to State law or regulation. The financial statements of the Fund were prepared to conform to U.S. Generally Accepted Accounting Principles as established by the Governmental Accounting Standards Board.

The Fund is reported by the State of Texas as a permanent fund and accounted for on a current financial resources measurement focus and the modified accrual basis of accounting. Measurement focus refers to the definition of the resource flows measured. Under the modified accrual basis of accounting, all revenues reported are recognized based on the criteria of availability and measurability. Assets are defined as available if they are in the form of cash or can be converted into cash within 60 days to be usable for payment of current liabilities. Amounts are defined as measurable if they can be estimated or otherwise determined. Expenditures are recognized when the related fund liability is incurred.

The State's current fiscal year end is August 31. Accordingly, the TEA must provide updated information by the last day of

February in each year, unless the State changes its fiscal year. If the State changes its fiscal year, the TEA will notify the MSRB of the change

### **Event Notices**

The TEA will also provide timely notices of certain events to the MSRB. Such notices will be provided not more than ten business days after the occurrence of the event. The TEA will provide notice of any of the following events with respect to the Guarantee Program: (1) principal and interest payment delinquencies; (2) non-payment related defaults, if such event is material within the meaning of the federal securities laws; (3) unscheduled draws on debt service reserves reflecting financial difficulties; (4) unscheduled draws on credit enhancements reflecting financial difficulties; (5) substitution of credit or liquidity providers, or their failure to perform; (6) adverse tax opinions, the issuance by the IRS of proposed or final determinations of taxability, Notices of Proposed Issue (IRS Form 5701-TEB), or other material notices or determinations with respect to the tax status of the Guarantee Program, or other material events affecting the tax status of the Guarantee Program; (7) modifications to rights of holders of bonds guaranteed by the Guarantee Program, if such event is material within the meaning of the federal securities laws; (8) bond calls, if such event is material within the meaning of the federal securities laws, and tender offers; (9) defeasances; (10) release, substitution, or sale of property securing repayment of bonds guaranteed by the Guarantee Program, if such event is material within the meaning of the federal securities laws; (11) rating changes of the Guarantee Program; (12) bankruptcy, insolvency, receivership, or similar event of the Guarantee Program (which is considered to occur when any of the following occur: the appointment of a receiver, fiscal agent, or similar officer for the Guarantee Program in a proceeding under the United States Bankruptcy Code or in any other proceeding under state or federal law in which a court or governmental authority has assumed jurisdiction over substantially all of the assets or business of the Guarantee Program, or if such jurisdiction has been assumed by leaving the existing governing body and officials or officers in possession but subject to the supervision and orders of a court or governmental authority, or the entry of an order confirming a plan of reorganization, arrangement, or liquidation by a court or governmental authority having supervision or jurisdiction over substantially all of the assets or business of the Guarantee Program); (13) the consummation of a merger, consolidation, or acquisition involving the Guarantee Program or the sale of all or substantially all of its assets, other than in the ordinary course of business, the entry into a definitive agreement to undertake such an action or the termination of a definitive agreement relating to any such actions, other than pursuant to its terms, if such event is material within the meaning of the federal securities laws; (14) the appointment of a successor or additional trustee with respect to the Guarantee Program or the change of name of a trustee, if such event is material within the meaning of the federal securities laws; (15) the incurrence of a financial obligation of the Guarantee Program, if material, or agreement to covenants, events of default, remedies, priority rights, or other similar terms of a financial obligation of the Guarantee Program, any of which affect security holders, if material; and (16) default, event of acceleration, termination event, modification of terms, or other similar events under the terms of a financial obligation of the Guarantee Program, any of which reflect financial difficulties. (Neither the Act nor any other law, regulation or instrument pertaining to the Guarantee Program make any provision with respect to the Guarantee Program for bond calls, debt service reserves, credit enhancement, liquidity enhancement, early redemption or the appointment of a trustee with respect to the Guarantee Program.) In addition, the TEA will provide timely notice of any failure by the TEA to provide information, data, or financial statements in accordance with its agreement described above under "Annual Reports."

### **Availability of Information**

The TEA has agreed to provide the foregoing information only to the MSRB and to transmit such information electronically to the MSRB in such format and accompanied by such identifying information as prescribed by the MSRB. The information is available from the MSRB to the public without charge at [www.emma.msrb.org](http://www.emma.msrb.org).

### **Limitations and Amendments**

The TEA has agreed to update information and to provide notices of material events only as described above. The TEA has not agreed to provide other information that may be relevant or material to a complete presentation of its financial results of operations, condition, or prospects or agreed to update any information that is provided, except as described above. The TEA makes no representation or warranty concerning such information or concerning its usefulness to a decision to invest in or sell Bonds at any future date. The TEA disclaims any contractual or tort liability for damages resulting in whole or in part from any breach of its continuing disclosure agreement or from any statement made pursuant to its agreement, although holders of Bonds may seek a writ of mandamus to compel the TEA to comply with its agreement.

The continuing disclosure agreement of the TEA is made only with respect to the PSF and the Guarantee Program. The issuer of guaranteed bonds or an obligated person with respect to guaranteed bonds may make a continuing disclosure undertaking in accordance with Rule 15c2-12 with respect to its obligations arising under Rule 15c2-12 pertaining to financial and operating data concerning such entity and notices of material events relating to such guaranteed bonds. A description of such undertaking, if any, is included elsewhere in the Official Statement.

This continuing disclosure agreement may be amended by the TEA from time to time to adapt to changed circumstances that arise from a change in legal requirements, a change in law, or a change in the identity, nature, status, or type of operations of the TEA, but only if (1) the provisions, as so amended, would have permitted an underwriter to purchase or sell guaranteed bonds in the primary offering of such bonds in compliance with Rule 15c2-12, taking into account any amendments or interpretations of Rule 15c2-12 since such offering as well as such changed circumstances and (2) either (a) the holders of a majority in aggregate principal amount of the outstanding bonds guaranteed by the Guarantee Program consent to such amendment or (b) a person that is unaffiliated with the TEA (such as nationally recognized bond counsel) determines that such amendment will not materially impair the interest of the holders and beneficial owners of the bonds guaranteed by the Guarantee Program. The TEA may also amend or repeal the provisions of its continuing disclosure agreement if the SEC amends or repeals the applicable provision of Rule 15c2-12 or a court of final jurisdiction enters judgment that such provisions of Rule 15c2-12 are invalid, but only if and to the extent that the provisions of this sentence would not prevent an underwriter from lawfully purchasing or selling bonds guaranteed by the Guarantee Program in the primary offering of such bonds.

### **Compliance with Prior Undertakings**

During the last five years, the TEA has not failed to substantially comply with its previous continuing disclosure agreements in accordance with Rule 15c2-12.

### **SEC Exemptive Relief**

On February 9, 1996, the TEA received a letter from the Chief Counsel of the SEC that pertains to the availability of the "small issuer exemption" set forth in paragraph (d)(2) of Rule 15c2-12. The letter provides that Texas school districts which offer municipal securities that are guaranteed under the Guarantee Program may undertake to comply with the provisions of paragraph (d)(2) of Rule 15c2-12 if their offerings otherwise qualify for such exemption, notwithstanding the guarantee of the school district securities under the Guarantee Program. Among other requirements established by Rule 15c2-12, a school district offering may qualify for the small issuer exemption if, upon issuance of the proposed series of securities, the school district will have no more than \$10 million of outstanding municipal securities.

## STATE AND LOCAL FUNDING OF SCHOOL DISTRICTS IN TEXAS

### Litigation Relating to the Texas Public School Finance System

On seven occasions in the last thirty years, the Texas Supreme Court (the “Court”) has issued decisions assessing the constitutionality of the Texas public school finance system (the “Finance System”). The litigation has primarily focused on whether the Finance System, as amended by the Texas Legislature (the “Legislature”) from time to time (i) met the requirements of article VII, section 1 of the Texas Constitution, which requires the Legislature to “establish and make suitable provision for the support and maintenance of an efficient system of public free schools,” or (ii) imposed a statewide ad valorem tax in violation of article VIII, section 1-e of the Texas Constitution because the statutory limit on property taxes levied by school districts for maintenance and operation purposes had allegedly denied school districts meaningful discretion in setting their tax rates. In response to the Court’s previous decisions, the Legislature enacted multiple laws that made substantive changes in the way the Finance System is funded in efforts to address the prior decisions declaring the Finance System unconstitutional.

On May 13, 2016, the Court issued its opinion in the most recent school finance litigation, *Morath v. The Texas Taxpayer & Student Fairness Coal.*, 490 S.W.3d 826 (Tex. 2016) (“*Morath*”). The plaintiffs and intervenors in the case had alleged that the Finance System, as modified by the Legislature in part in response to prior decisions of the Court, violated article VII, section 1 and article VIII, section 1-e of the Texas Constitution. In its opinion, the Court held that “[d]espite the imperfections of the current school funding regime, it meets minimum constitutional requirements.” The Court also noted that:

Lawmakers decide if laws pass, and judges decide if those laws pass muster. But our lenient standard of review in this policy-laden area counsels modesty. The judicial role is not to second-guess whether our system is optimal, but whether it is constitutional. Our Byzantine school funding “system” is undeniably imperfect, with immense room for improvement. But it satisfies minimum constitutional requirements.

### Possible Effects of Changes in Law on District Bonds

The Court’s decision in *Morath* upheld the constitutionality of the Finance System but noted that the Finance System was “undeniably imperfect”. While not compelled by the *Morath* decision to reform the Finance System, the Legislature could enact future changes to the Finance System. Any such changes could benefit or be a detriment to the District. If the Legislature enacts future changes to, or fails adequately to fund the Finance System, or if changes in circumstances otherwise provide grounds for a challenge, the Finance System could be challenged again in the future. In its 1995 opinion in *Edgewood Independent School District v. Meno*, 917 S.W.2d 717 (Tex. 1995), the Court stated that any future determination of unconstitutionality “would not, however, affect the district’s authority to levy the taxes necessary to retire previously issued bonds, but would instead require the Legislature to cure the system’s unconstitutionality in a way that is consistent with the Contract Clauses of the U.S. and Texas Constitutions” (collectively, the “Contract Clauses”), which prohibit the enactment of laws that impair prior obligations of contracts.

Although, as a matter of law, the Bonds, upon issuance and delivery, will be entitled to the protections afforded previously existing contractual obligations under the Contract Clauses, the District can make no representations or predictions concerning the effect of future legislation, or any litigation that may be associated with such legislation, on the District’s financial condition, revenues or operations. While the enactment of future legislation to address school funding in Texas could adversely affect the financial condition, revenues or operations of the District, the District does not anticipate that the security for payment of the Bonds, specifically, the District’s obligation to levy an unlimited debt service tax and any Permanent School Fund guarantee of the Bonds would be adversely affected by any such legislation. See “CURRENT PUBLIC SCHOOL FINANCE SYSTEM”.

### CURRENT PUBLIC SCHOOL FINANCE SYSTEM

*During the 2019 Legislative Session, the State Legislature made numerous changes to the current public school finance system, the levy and collection of ad valorem taxes, and the calculation of defined tax rates, including particularly those contained in House Bill 3 (“HB 3”) and Senate Bill 2 (“SB 2”). In some instances, the provisions of HB 3 and SB 2 will require further interpretation in connection with their implementation in order to resolve ambiguities contained in the bills. The District is still in the process of (a) analyzing the provisions of HB 3 and SB 2, and (b) monitoring the on-going guidance provided by TEA. The information contained herein under the captions “CURRENT PUBLIC SCHOOL FINANCE SYSTEM” and “TAX RATE LIMITATIONS” is subject to change, and only reflects the District’s understanding of HB 3 and SB 2 based on information available to the District as of the date of this Official Statement. Prospective investors are encouraged to review HB 3, SB 2, and the Property Tax Code for definitive requirements for the levy and collection of ad valorem taxes, the calculation of the defined tax rates, and the administration of the current public school finance system.*

### Overview

The following language constitutes only a summary of the public school finance system as it is currently structured. For a more complete description of school finance and fiscal management in the State, reference is made to Chapters 43 through 49 of the Texas Education Code, as amended.

Local funding is derived from collections of ad valorem taxes levied on property located within each school district’s boundaries. School districts are authorized to levy two types of property taxes: a maintenance and operations (“M&O”) tax to pay current expenses and an interest and sinking fund (“I&S”) tax to pay debt service on bonds. School districts may not increase their M&O tax rate for the purpose of creating a surplus to pay debt service on bonds. Prior to 2006, school districts were authorized to levy their M&O tax at a voter-approved rate, generally up to \$1.50 per \$100 of taxable value. Since 2006, the State Legislature has enacted various legislation that has compressed the voter-approved M&O tax rate, as described below. Current law also requires school districts to demonstrate their ability to pay debt service on outstanding bonded indebtedness through the levy of an I&S tax at a rate not to exceed \$0.50 per \$100 of taxable value at the time bonds are issued. Once bonds are issued, however, school districts generally may levy an I&S tax sufficient to pay debt service on such bonds unlimited as to rate or amount (see “TAX RATE LIMITATIONS – I&S Tax Rate Limitations” herein). Because property values vary widely among school districts, the amount of local funding generated by school districts with the same I&S tax rate and M&O tax rate is also subject to wide variation; however, the public school finance funding formulas are designed to generally equalize local funding generated by a school district’s M&O tax rate.

Prior to the 2019 Legislative Session, a school district’s maximum M&O tax rate for a given tax year was determined by multiplying that school district’s 2005 M&O tax rate levy by an amount equal a compression percentage set by legislative appropriation or, in the absence of legislative appropriation, by the Commissioner of Education (the “Commissioner”). This compression percentage was historically set at 66.67%, effectively setting the maximum compressed M&O tax rate for most school districts at \$1.00 per \$100 of taxable value, since most school districts in the State had a voted maximum M&O tax rate of \$1.50 per \$100 of taxable value (though certain school districts located in Cherokee County had special M&O tax rate authorizations allowing a higher M&O tax rate). School districts were permitted, however, to generate additional local funds by raising their M&O tax rate up to \$0.04

above the compressed tax rate or, with voter-approval at a valid election in the school district, up to \$0.17 above the compressed tax rate (for most school districts, this equated to an M&O tax rate between \$1.04 and \$1.17 per \$100 of taxable value). School districts received additional State funds in proportion to such taxing effort.

## **2021 Regular and Special Legislative Sessions**

The Texas Legislature meets in regular session in odd-numbered years, for 140 days. The 87th Texas Legislature convened on January 12, 2021 and concluded on May 31, 2021 ("87th Regular Session"). During the 87th Regular Session, the Legislature did not make significant changes to the school finance system, State funding of school districts, nor ad valorem taxation procedures affecting school districts.

When the regular Legislature is not in session, the Governor of Texas may call one or more special sessions, at the Governor's direction, each lasting no more than 30 days, and for which the Governor sets the agenda. Following the conclusion of the 87th Regular Session, the Texas Governor has called three special sessions of the legislature. No significant changes were made to the Texas school finance system or property tax systems during the First and Second Special Sessions. Senate Joint Resolution 2, passed during the Third Special Session, proposes a constitutional amendment increasing the mandatory homestead exemption for school districts from \$25,000 to \$40,000. If approved by the voters at an election to be held on May 7, 2022, the proposed amendment to the Constitution will be effective for the tax year beginning January 1, 2022. Senate Bill 1, which was also passed during the Third Special Session makes provisions based on the outcome of the constitutional amendment election for additional state aid to hold school districts harmless for tax revenue losses resulting from the increased homestead exemption.

The District can make no representations or predictions regarding any actions the Legislature has taken or may take during any special session concerning the substance or the effect of any legislation that previously passed, or may be passed during this special session or a future session of the Legislature.

## **Local Funding for School Districts**

During the 2019 Legislative Session, the State Legislature made several significant changes to the funding methodology for school districts (the "2019 Legislation"). The 2019 Legislation orders a school district's M&O tax rate into two distinct parts: the "Tier One Tax Rate", which is the local M&O tax rate required for a school district to receive any part of the basic level of State funding (referred to herein as "Tier One") under the Foundation School Program, as further described below, and the "Enrichment Tax Rate", which is any local M&O tax effort in excess of its Tier One Tax Rate. The 2019 Legislation amended formulas for the State Compression Percentage and Maximum Compressed Tax Rate (each as described below) to compress M&O tax rates in response to year-over-year increases in property values across the State and within a school district, respectively. The discussion in this subcaption "Local Funding For School Districts" is generally intended to describe funding provisions applicable to all school districts; however, there are distinctions in the funding formulas for school districts that generate local M&O tax revenues in excess of the school districts' funding entitlements, as further discussed under the subcaption "CURRENT PUBLIC SCHOOL FINANCE SYSTEM – Local Revenue Level In Excess of Entitlement" herein.

### ***State Compression Percentage***

The State Compression Percentage is set at 93% per \$100 of taxable value. Beginning in the State fiscal year ending in 2021, the State Compression Percentage is the lesser of three alternative calculations: (1) 93% or a lower percentage set by appropriation for a school year; (2) a percentage determined by formula if the estimated total taxable property value of the State (as submitted annually to the State Legislature by the State Comptroller) has increased by at least 2.5% over the prior year; and (3) the prior year State Compression Percentage. For any year, the maximum State Compression Percentage is 93%.

### ***Maximum Compressed Tax Rate***

Pursuant to the 2019 Legislation, beginning with the State fiscal year ending in 2021 (the 2020-2021 school year) the Maximum Compressed Tax Rate (the "MCR") is the tax rate per \$100 of valuation of taxable property at which a school district must levy its Tier One Tax Rate to receive the full amount of the Tier One funding to which the school district is entitled. The MCR is equal to the lesser of three alternative calculations: (1) the school district's prior year MCR; (2) a percentage determined by formula if the school district experienced a year-over-year increase in property value of at least 2.5%; or (3) the product of the State Compression Percentage for the current year multiplied by \$1.00. However, each year the TEA shall evaluate the MCR for each school district in the State, and for any given year, if a school district's MCR is calculated to be less than 90% of any other school district's MCR for the current year, then the school district's MCR is instead equal to the school district's prior year MCR, until TEA determines that the difference between the school district's MCR and any other school district's MCR is not more than 10%. These compression formulas are intended to more closely equalize local generation of Tier One funding among districts with disparate tax bases and generally reduce the Tier One Tax Rates of school districts as property values increase.

### ***Tier One Tax Rate***

Beginning in the 2020-2021 school year, a school district's Tier One Tax Rate is defined as a school district's M&O tax rate levied that does not exceed the school district's MCR.

### ***Enrichment Tax Rate***

The Enrichment Tax Rate is the number of cents a school district levies for M&O in excess of the Tier One Tax Rate, up to an additional \$0.17. The Enrichment Tax Rate is divided into two components: (i) "Golden Pennies" which are the first \$0.08 of tax effort in excess of a school district's Tier One Tax Rate; and (ii) "Copper Pennies" which are the next \$0.09 in excess of a school district's Tier One Tax Rate plus Golden Pennies.

School districts may levy an Enrichment Tax Rate at a level of their choice, subject to the limitations described under "TAX RATE LIMITATIONS – Public Hearing and Voter-Approval Tax Rate"; however to levy any of the Enrichment Tax Rate in a given year, a school district must levy a Tier One Tax Rate equal to \$0.93 for the 2019-2020 school year, or equal to the school district's MCR for the 2020-2021 and subsequent years. Additionally, a school district's levy of Copper Pennies is subject to compression if the guaranteed yield (i.e., the guaranteed level of local tax revenue and State aid generated for each cent of tax effort) of Copper Pennies is increased from one year to the next (see "CURRENT PUBLIC SCHOOL FINANCE SYSTEM – State Funding for School Districts – Tier Two").

## **State Funding for School Districts**

State funding for school districts is provided through the two-tiered Foundation School Program, which guarantees certain levels of funding for school districts in the State. School districts are entitled to a legislatively appropriated guaranteed yield on their Tier

One Tax Rate and Enrichment Tax Rate. When a school district's Tier One Tax Rate and Enrichment Tax Rate generate tax revenues at a level below the respective entitlement, the State will provide "Tier One" funding or "Tier Two" funding, respectively, to fund the difference between the school district's entitlements and the calculated M&O revenues generated by the school district's respective M&O tax rates.

The first level of funding, Tier One, is the basic level of funding guaranteed to all school districts based on a school district's Tier One Tax Rate. Tier One funding may then be "enriched" with Tier Two funding. Tier Two provides a guaranteed entitlement for each cent of a school district's Enrichment Tax Rate, allowing a school district increase or decrease its Enrichment Tax Rate to supplement Tier One funding at a level of the school district's own choice. While Tier One funding may be used for the payment of debt service (except for school districts subject to the recapture provisions of Chapter 49 of the Texas Education Code, as discussed herein), and in some instances is required to be used for that purpose (see "TAX RATE LIMITATIONS – I&S Tax Rate Limitations"), Tier Two funding may not be used for the payment of debt service or capital outlay.

The current public school finance system also provides an Existing Debt Allotment ("EDA") to subsidize debt service on eligible outstanding school district bonds, an Instructional Facilities Allotment ("IFA") to subsidize debt service on newly issued bonds, and a New Instructional Facilities Allotment ("NIFA") to subsidize operational expenses associated with the opening of a new instructional facility. IFA primarily addresses the debt service needs of property-poor school districts. For the 2022-2023 State fiscal biennium, the State Legislature appropriated funds in the amount of \$1,007,300,000 for the EDA, IFA, and NIFA.

Tier One and Tier Two allotments represent the State's share of the cost of M&O expenses of school districts, with local M&O taxes representing the school district's local share. EDA and IFA allotments supplement a school district's local I&S taxes levied for debt service on eligible bonds issued to construct, acquire and improve facilities, provided that a school district qualifies for such funding and that the State Legislature makes sufficient appropriations to fund the allotments for a State fiscal biennium. Tier One and Tier Two allotments and existing EDA and IFA allotments are generally required to be funded each year by the State Legislature.

### ***Tier One***

Tier One funding is the basic level of funding guaranteed to a school district, consisting of a State-appropriated baseline level of funding (the "Basic Allotment") for each student in "Average Daily Attendance" (being generally calculated as the sum of student attendance for each State-mandated day of instruction divided by the number of State-mandated days of instruction, defined herein as "ADA"). The Basic Allotment is revised downward if a school district's Tier One Tax Rate is less than the State-determined threshold. The Basic Allotment is supplemented by additional State funds, allotted based upon the unique school district characteristics and demographics of students in ADA, to make up most of a school district's Tier One entitlement under the Foundation School Program.

For the State fiscal year ending in 2021 and subsequent State fiscal years, the Basic Allotment for a school district with a Tier One Tax Rate equal to the school district's MCR, is \$6,160 (or a greater amount as may be provided by appropriation) for each student in ADA and is revised downward for a school district with a Tier One Tax Rate lower than the school district's MCR. The Basic Allotment is then supplemented for all school districts by various weights to account for differences among school districts and their student populations. Such additional allotments include, but are not limited to, increased funds for students in ADA who: (i) attend a qualified special education program, (ii) are diagnosed with dyslexia or a related disorder, (iii) are economically disadvantaged, or (iv) have limited English language proficiency. Additional allotments to mitigate differences among school districts include, but are not limited to: (i) a transportation allotment for mileage associated with transporting students who reside two miles or more from their home campus, (ii) a fast growth allotment (for school districts in the top 25% of enrollment growth relative to other school districts), and (iii) a college, career and military readiness allotment to further Texas' goal of increasing the number of students who attain a post-secondary education or workforce credential, and (iv) a teacher incentive allotment to increase teacher compensation retention in disadvantaged or rural school districts. A school district's total Tier One funding, divided by \$6,160, is a school district's measure of students in "Weighted Average Daily Attendance" ("WADA"), which serves to calculate Tier Two funding.

### ***Tier Two***

Tier Two supplements Tier One funding and provides two levels of enrichment with different guaranteed yields (i.e., Golden Pennies and Copper Pennies) depending on the school district's Enrichment Tax Rate. Golden Pennies generate a guaranteed yield equal to the greater of (i) the local revenue per student in WADA per cent of tax effort available to a school district at the ninety-sixth (96th) percentile of wealth per student in WADA, or (ii) the Basic Allotment (or a greater amount as may be provided by appropriation) multiplied by 0.016. For the 2022-2023 State fiscal biennium, school districts are guaranteed a yield of \$98.56 per student in WADA for each Golden Penny levied. Copper Pennies generate a guaranteed yield per student in WADA equal to the school district's Basic Allotment (or a greater amount as may be provided by appropriation) multiplied by 0.008. For the 2022-2023 State fiscal biennium, school districts are guaranteed a yield of \$49.28 per student in WADA for each Copper Penny levied. For any school year in which the guaranteed yield of Copper Pennies per student in WADA exceeds the guaranteed yield of Copper Pennies per student in WADA for the preceding school year, a school district is required to reduce its Copper Pennies levied so as to generate no more revenue per student in WADA than was available to the school district for the preceding year. Accordingly, the increase in the guaranteed yield from \$31.95 per Copper Penny per student in WADA for the 2018-2019 school year to \$49.28 per Copper Penny per student in WADA for the 2019-2020 school year requires school districts to compress their levy of Copper Pennies by a factor of 0.64834. As such, school districts that levied an Enrichment Tax Rate of \$0.17 in school year 2018-2019 were required to compress the number of Copper Pennies by a factor of 0.64864 for the 2019-2020 school year.

### ***Existing Debt Allotment, Instruction Facilities Allotment, and New Instructional Facilities Allotment***

The Foundation School Program also includes facilities funding components consisting of the IFA and the EDA, subject to legislative appropriation each State fiscal biennium. To the extent funded for a biennium, these programs assist school districts in funding facilities by, generally, equalizing a school district's I&S tax effort. The IFA guarantees each awarded school district a specified amount per student (the "IFA Yield") in State and local funds for each cent of I&S tax levied to pay the principal of and interest on eligible bonds issued to construct, acquire, renovate or improve instructional facilities. The IFA Yield has been \$35 since this program first began in 1997. New awards of IFA are only available if appropriated funds are allocated for such purpose by the State Legislature. To receive an IFA award, in years where new IFA awards are available, a school district must apply to the Commissioner in accordance with rules adopted by the TEA before issuing the bonds to be paid with IFA State assistance. The total amount of debt service assistance over a biennium for which a school district may be awarded is limited to the lesser of (1) the actual debt service payments made by the school district in the biennium in which the bonds are issued; or (2) the greater of (a) \$100,000 or (b) \$250 multiplied by the number of students in ADA. The IFA is also available for lease-purchase agreements and refunding bonds meeting certain prescribed conditions. Once a school district receives an IFA award for bonds, it is entitled to continue receiving State assistance for such bonds without reapplying to the Commissioner. The guaranteed level of State and

local funds per student per cent of local tax effort applicable to the bonds may not be reduced below the level provided for the year in which the bonds were issued. For the 2022-2023 State fiscal biennium, the State Legislature did not appropriate any funds for new IFA awards; however, awards previously granted in years the State Legislature did appropriate funds for new IFA awards will continue to be funded.

State financial assistance is provided for certain existing eligible debt issued by school districts through the EDA program. The EDA guaranteed yield (the "EDA Yield") is the lesser of (i) \$40 per student in ADA or a greater amount for any year provided by appropriation; or (ii) the amount that would result in a total additional EDA of \$60 million more than the EDA to which school districts would have been entitled to if the EDA Yield were \$35. The portion of a school district's local debt service rate that qualifies for EDA assistance is limited to the first \$0.29 of its I&S tax rate (or a greater amount for any year provided by appropriation by the State Legislature). In general, a school district's bonds are eligible for EDA assistance if (i) the school district made payments on the bonds during the final fiscal year of the preceding State fiscal biennium, or (ii) the school district levied taxes to pay the principal of and interest on the bonds for that fiscal year. Each biennium, access to EDA funding is determined by the debt service taxes collected in the final year of the preceding biennium. A school district may not receive EDA funding for the principal and interest on a series of otherwise eligible bonds for which the school district receives IFA funding.

Since future-year IFA awards were not funded by the State Legislature for the 2022-2023 State fiscal biennium and debt service assistance on school district bonds that are not yet eligible for EDA is not available, debt service payments during the 2022-2023 State fiscal biennium on new bonds issued by school districts in the 2022-2023 State fiscal biennium to construct, acquire and improve facilities must be funded solely from local I&S taxes.

A school district may also qualify for a NIFA allotment, which provides assistance to school districts for operational expenses associated with opening new instructional facilities. In the 2021 Legislative Session, the State Legislature appropriated funds in the amount of \$70,000,000 for each fiscal year of the 2022-2023 State fiscal biennium for NIFA allotments.

### ***Tax Rate and Funding Equity***

The Commissioner may adjust a school district's funding entitlement if the funding formulas used to determine the school district's entitlement result in an unanticipated loss or gain for a school district. Any such adjustment requires preliminary approval from the Legislative Budget Board and the office of the Governor, and such adjustments may only be made through the 2020-2021 school year.

Additionally, the Commissioner may proportionally reduce the amount of funding a school district receives under the Foundation School Program and the ADA calculation if the school district operates on a calendar that provides less than the State-mandated minimum instruction time in a school year. The Commissioner may also adjust a school district's ADA as it relates to State funding where disaster, flood, extreme weather or other calamity has a significant effect on a school district's attendance.

Furthermore, "property-wealthy" school districts that received additional State funds under the public school finance system prior to the enactment of the 2019 Legislation are entitled to an equalized wealth transition grant on an annual basis through the 2023-2024 school year in an amount equal to the amount of additional revenue such school district would have received under former Texas Education Code Sections 41.002(e) through (g), as those sections existed on January 1, 2019. This grant is phased out through the 2023-2024 school year as follows: (1) 20% reduction for the 2020-2021 school year, (2) 40% reduction for the 2021-2022 school year, (3) 60% reduction for the 2022-2023 school year, and (4) 80% reduction for the 2023-2024 school year.

### **Local Revenue Level in Excess of Entitlement**

A school district that has sufficient property wealth per student in ADA to generate local revenues on the school district's Tier One Tax Rate and Copper Pennies in excess of the school district's respective funding entitlements (a "Chapter 49 school district"), is subject to the local revenue reduction provisions contained in Chapter 49 of Texas Education Code, as amended ("Chapter 49"). Additionally, in years in which the amount of State funds appropriated specifically excludes the amount necessary to provide the guaranteed yield for Golden Pennies, local revenues generated on a school district's Golden Pennies in excess of the school district's respective funding entitlement are subject to the local revenue reduction provisions of Chapter 49. To reduce local revenue, Chapter 49 school districts are generally subject to a process known as "recapture", which requires a Chapter 49 school district to exercise certain options to remit local M&O tax revenues collected in excess of the Chapter 49 school district's funding entitlements to the State (for redistribution to other school districts) or otherwise expending the respective M&O tax revenues for the benefit of students in school districts that are not Chapter 49 school districts, as described in the subcaption "Options for Local Revenue Levels in Excess of Entitlement". Chapter 49 school districts receive their allocable share of funds distributed from the constitutionally-prescribed Available School Fund, but are generally not eligible to receive State aid under the Foundation School Program, although they may continue to receive State funds for certain competitive grants and certain programs that remain outside the Foundation School Program.

Whereas prior to the 2019 Legislation, the recapture process had been based on the proportion of a school district's assessed property value per student in ADA, recapture is now measured by the "local revenue level" (being the M&O tax revenues generated in a school district) in excess of the entitlements appropriated by the State Legislature each fiscal biennium. Therefore, school districts are now guaranteed that recapture will not reduce revenue below their statutory entitlement. The changes to the wealth transfer provisions are expected to reduce the cumulative amount of recapture payments paid by school districts by approximately \$3.6 billion during the 2020-2021 State fiscal biennium.

### ***Options for Local Revenue Levels in Excess of Entitlement***

Under Chapter 49, a school district has six options to reduce local revenues to a level that does not exceed the school district's respective entitlements: (1) a school district may consolidate by agreement with one or more school districts to form a consolidated school district; all property and debt of the consolidating school districts vest in the consolidated school district; (2) a school district may detach property from its territory for annexation by a property-poor school district; (3) a school district may purchase attendance credits from the State; (4) a school district may contract to educate nonresident students from a property-poor school district by sending money directly to one or more property-poor school districts; (5) a school district may execute an agreement to provide students of one or more other school districts with career and technology education through a program designated as an area program for career and technology education; or (6) a school district may consolidate by agreement with one or more school districts to form a consolidated taxing school district solely to levy and distribute either M&O taxes or both M&O taxes and I&S taxes. A Chapter 49 school district may also exercise any combination of these remedies. Options (3), (4) and (6) require prior approval by the Chapter 49 school district's voters.

Furthermore, a school district may not adopt a tax rate until its effective local revenue level is at or below the level that would produce its guaranteed entitlement under the Foundation School Program. If a school district fails to exercise a permitted option, the Commissioner must reduce the school district's local revenue level to the level that would produce the school district's

guaranteed entitlement, by detaching certain types of property from the school district and annexing the property to a property-poor school district or, if necessary, consolidate the school district with a property-poor school district. Provisions governing detachment and annexation of taxable property by the Commissioner do not provide for assumption of any of the transferring school district's existing debt.

## **CURRENT PUBLIC SCHOOL FINANCE SYSTEM AS APPLIED TO THE DISTRICT**

For the 2021-2022 fiscal year, the District was not designated as an "excess local revenue" district by the TEA. Accordingly, the District has not been required to exercise one of the wealth equalization options permitted under applicable State law. As a district with local revenue less than the maximum permitted level, the District may benefit in the future by agreeing to accept taxable property or funding assistance from, or agreeing to consolidate with, a property-rich district to enable such district to reduce its wealth per student to the permitted level.

A district's "excess local revenue" must be tested for each future school year and, if it exceeds the maximum permitted level, the District must reduce its wealth per student by the exercise of one of the permitted wealth equalization options. Accordingly, if the District's wealth per student should exceed the maximum permitted value in future school years, it may be required each year to exercise one or more of the wealth reduction options. If the District were to consolidate (or consolidate its tax base for all purposes) with a property-poor district, the outstanding debt of each district could become payable from the consolidated district's combined property tax base, and the District's ratio of taxable property to debt could become diluted. If the District were to detach property voluntarily, a portion of its outstanding debt (including the Bonds) could be assumed by the district to which the property is annexed, in which case timely payment of the Bonds could become dependent in part on the financial performance of the annexing district.

For a detailed discussion of State funding for school districts, see "CURRENT PUBLIC SCHOOL FINANCE SYSTEM – State Funding for School Districts" herein.

## **AD VALOREM TAX PROCEDURES**

*The following is a summary of certain provisions of State law as it relates to ad valorem taxation and is not intended to be complete. Prospective investors are encouraged to review Title I of the Texas Tax Code, as amended (the "Property Tax Code"), for identification of property subject to ad valorem taxation, property exempt or which may be exempted from ad valorem taxation if claimed, the appraisal of property for ad valorem tax purposes, and the procedures and limitations applicable to the levy and collection of ad valorem taxes.*

### **Valuation of Taxable Property**

The Property Tax Code provides for countywide appraisal and equalization of taxable property values and establishes in each county of the State an appraisal district and an appraisal review board (the "Appraisal Review Board") responsible for appraising property for all taxing units within the county. The appraisal of property within the District is the responsibility of the Cherokee County Appraisal District (the "Appraisal District"). Except as generally described below, the Appraisal District is required to appraise all property within the Appraisal District on the basis of 100% of its market value and is prohibited from applying any assessment ratios. In determining market value of property, the Appraisal District is required to consider the cost method of appraisal, the income method of appraisal and the market data comparison method of appraisal, and use the method the chief appraiser of the Appraisal District considers most appropriate. The Property Tax Code requires appraisal districts to reappraise all property in its jurisdiction at least once every three (3) years. A taxing unit may require annual review at its own expense, and is entitled to challenge the determination of appraised value of property within the taxing unit by petition filed with the Appraisal Review Board.

State law requires the appraised value of an owner's principal residence ("homestead" or "homesteads") to be based solely on the property's value as a homestead, regardless of whether residential use is considered to be the highest and best use of the property. State law further limits the appraised value of a homestead to the lesser of (1) the market value of the property or (2) 110% of the appraised value of the property for the preceding tax year plus the market value of all new improvements to the property.

State law provides that eligible owners of both agricultural land and open-space land, including open-space land devoted to farm or ranch purposes or open-space land devoted to timber production, may elect to have such property appraised for property taxation on the basis of its productive capacity. The same land may not be qualified as both agricultural and open-space land.

The appraisal values set by the Appraisal District are subject to review and change by the Appraisal Review Board. The appraisal rolls, as approved by the Appraisal Review Board, are used by taxing units, such as the District, in establishing their tax rolls and tax rates (see "AD VALOREM TAX PROCEDURES – District and Taxpayer Remedies").

### **State Mandated Homestead Exemptions**

State law grants, with respect to each school district in the State, (1) a \$25,000 exemption of the appraised value of all homesteads, (2) a \$10,000 exemption of the appraised value of the homesteads of persons sixty-five (65) years of age or older and the disabled, and (3) various exemptions for disabled veterans and their families, surviving spouses of members of the armed services killed in action and surviving spouses of first responders killed or fatally wounded in the line of duty. Certain measures are on the November 2, 2021 state-wide ballot to further expand these exemptions. See "Appendix A – Financial Information of the District – Assessed Valuation" for the reduction in taxable valuation attributable to state-mandated homestead exemptions.

### **Local Option Homestead Exemptions**

The governing body of a taxing unit, including a city, county, school district, or special district, at its option may grant: (1) an exemption of up to 20% of the appraised value of all homesteads (but not less than \$5,000) and (2) an additional exemption of at least \$3,000 of the appraised value of the homesteads of persons sixty-five (65) years of age or older and the disabled. Each taxing unit decides if it will offer the local option homestead exemptions and at what percentage or dollar amount, as applicable. The exemption described in (2), above, may also be created, increased, decreased or repealed at an election called by the governing body of a taxing unit upon presentment of a petition for such creation, increase, decrease, or repeal of at least 20% of the number of qualified voters who voted in the preceding election of the taxing unit. See "Appendix A – Financial Information – Assessed Valuation" for the reduction in taxable valuation, if any, attributable to local option homestead exemptions.

### **State Mandated Freeze on School District Taxes**

Except for increases attributable to certain improvements, a school district is prohibited from increasing the total ad valorem tax on the homestead of persons sixty-five (65) years of age or older or of disabled persons above the amount of tax imposed in the year such homestead qualified for such exemption. This freeze is transferable to a different homestead if a qualifying taxpayer moves and, under certain circumstances, is also transferable to the surviving spouse of persons sixty-five (65) years of age or older, but not the

disabled. See “Appendix A – Financial Information – Assessed Valuation” for the reduction in taxable valuation attributable to the freeze on taxes for the elderly and disabled.

### **Personal Property**

Tangible personal property (furniture, machinery, supplies, inventories, etc.) used in the “production of income” is taxed based on the property’s market value. Taxable personal property includes income-producing equipment and inventory. Intangibles such as goodwill, accounts receivable, and proprietary processes are not taxable. Tangible personal property not held or used for production of income, such as household goods, automobiles or light trucks, and boats, is exempt from ad valorem taxation unless the governing body of a taxing unit elects to tax such property.

### **Freeport and Goods-In-Transit Exemptions**

Certain goods that are acquired in or imported into the State to be forwarded outside the State, and are detained in the State for 175 days or less for the purpose of assembly, storage, manufacturing, processing or fabrication (“Freeport Property”) are exempt from ad valorem taxation unless a taxing unit took official action to tax Freeport Property before April 1, 1990 and has not subsequently taken official action to exempt Freeport Property. Decisions to continue taxing Freeport Property may be reversed in the future; decisions to exempt Freeport Property are not subject to reversal.

Certain goods, that are acquired in or imported into the State to be forwarded to another location within or without the State, stored in a location that is not owned by the owner of the goods and are transported to another location within or without the State within 175 days (“Goods-in-Transit”), are generally exempt from ad valorem taxation; however, the Property Tax Code permits a taxing unit, on a local option basis, to tax Goods-in-Transit if the taxing unit takes official action, after conducting a public hearing, before January 1 of the first tax year in which the taxing unit proposes to tax Goods-in-Transit. Goods-in-Transit and Freeport Property do not include oil, natural gas or petroleum products, and Goods-in-Transit does not include aircraft or special inventories such as manufactured housing inventory, or a dealer’s motor vehicle, boat, or heavy equipment inventory.

A taxpayer may receive only one of the Goods-in-Transit or Freeport Property exemptions for items of personal property. See “Appendix A – Financial Information – Assessed Valuation” for the reduction in taxable valuation, if any, attributable to Goods-in-Transit or Freeport Property exemptions.

### **Other Exempt Property**

Other major categories of exempt property include property owned by the State or its political subdivisions if used for public purposes, property exempt by federal law, property used for pollution control, farm products owned by producers, property of nonprofit corporations used for scientific research or educational activities benefiting a college or university, designated historic sites, solar and wind-powered energy devices, and certain classes of intangible personal property.

### **Temporary Exemption for Qualified Property Damaged by a Disaster**

The Property Tax Code entitles the owner of certain qualified (i) tangible personal property used for the production of income, (ii) improvements to real property, and (iii) manufactured homes located in an area declared by the governor to be a disaster area following a disaster and is at least 15 percent damaged by the disaster, as determined by the chief appraiser, to an exemption from taxation of a portion of the appraised value of the property. The amount of the exemption ranges from 15 percent to 100 percent based upon the damage assessment rating assigned by the chief appraiser. Except in situations where the territory is declared a disaster on or after the date the taxing unit adopts a tax rate for the year in which the disaster declaration is issued, the governing body of the taxing unit is not required to take any action in order for the taxpayer to be eligible for the exemption. If a taxpayer qualifies for the exemption after the beginning of the tax year, the amount of the exemption is prorated based on the number of days left in the tax year following the day on which the governor declares the area to be a disaster area. For more information on the exemption, reference is made to Section 11.35 of the Tax Code. Section 11.35 of the Tax Code was enacted during the 2019 legislative session, and there is no judicial precedent for how the statute will be applied. Texas Attorney General Opinion KP-0299, issued on April 13, 2020, concluded a court would likely find the Texas Legislature intended to limit the temporary tax exemption to apply to property physically harmed as a result of a declared disaster.

### **Tax Increment Reinvestment Zones**

A city or county, by petition of the landowners or by action of its governing body, may create one or more tax increment reinvestment zones (“TIRZ”) within its boundaries. At the time of the creation of the TIRZ, a “base value” for the real property in the TIRZ is established and the difference between any increase in the assessed valuation of taxable real property in the TIRZ in excess of the base value is known as the “tax increment”. During the existence of the TIRZ, all or a portion of the taxes levied against the tax increment by a city or county, and all other overlapping taxing units that elected to participate, are restricted to paying only planned project and financing costs within the TIRZ and are not available for the payment of other obligations of such taxing units.

Until September 1, 1999, school districts were able to reduce the value of taxable property reported to the State to reflect any taxable value lost due to TIRZ participation by the school district. The ability of the school district to deduct the taxable value of the tax increment that it contributed prevented the school district from being negatively affected in terms of state school funding. However, due to a change in law, local M&O tax rate revenue contributed to a TIRZ created on or after May 31, 1999 will count toward a school district’s Tier One entitlement (reducing Tier One State funds for eligible school districts) and will not be considered in calculating any school district’s Tier Two entitlement (see “CURRENT PUBLIC SCHOOL FINANCE SYSTEM – State Funding for School Districts”).

### **Tax Limitation Agreements**

The Texas Economic Development Act (Chapter 313, Texas Tax Code, as amended), allows school districts to grant limitations on appraised property values to certain corporations and limited liability companies to encourage economic development within the school district. Generally, during the last eight (8) years of the ten-year term of a tax limitation agreement, a school district may only levy and collect M&O taxes on the agreed-to limited appraised property value. For the purposes of calculating its Tier One and Tier Two entitlements, the portion of a school district’s property that is not fully taxable is excluded from the school district’s taxable property values. Therefore, a school district will not be subject to a reduction in Tier One or Tier Two State funds as a result of lost M&O tax revenues due to entering into a tax limitation agreement (see “CURRENT PUBLIC SCHOOL FINANCE SYSTEM – State Funding for School Districts”). The 87<sup>th</sup> Texas Legislature did not vote to extend this program, which is now scheduled to expire by its terms effective December 31, 2022.

For a discussion of how the various exemptions described above are applied by the District, see “THE PROPERTY TAX CODE AS APPLIED TO THE DISTRICT” herein.



## **District and Taxpayer Remedies**

Under certain circumstances, taxpayers and taxing units, including the District, may appeal the determinations of the Appraisal District by timely initiating a protest with the Appraisal Review Board. Additionally, taxing units such as the District may bring suit against the Appraisal District to compel compliance with the Property Tax Code.

Owners of certain property with a taxable value in excess of the current year “minimum eligibility amount”, as determined by the State Comptroller, and situated in a county with a population of one million or more, may protest the determinations of an appraisal district directly to a three-member special panel of the appraisal review board, appointed by the chairman of the appraisal review board, consisting of highly qualified professionals in the field of property tax appraisal. The minimum eligibility amount is set at \$50 million for the 2020 tax year, and is adjusted annually by the State Comptroller to reflect the inflation rate.

The Property Tax Code sets forth notice and hearing procedures for certain tax rate increases by the District and provides for taxpayer referenda that could result in the repeal of certain tax increases (see “TAX RATE LIMITATIONS – Public Hearing and Voter-Approval Tax Rate”). The Property Tax Code also establishes a procedure for providing notice to property owners of reappraisals reflecting increased property value, appraisals which are higher than renditions, and appraisals of property not previously on an appraisal roll.

## **Levy and Collection of Taxes**

The District is responsible for the collection of its taxes, unless it elects to transfer such functions to another governmental entity. Taxes are due October 1, or when billed, whichever comes later, and become delinquent after January 31 of the following year. A delinquent tax incurs a penalty of six percent (6%) of the amount of the tax for the first calendar month it is delinquent, plus one percent (1%) for each additional month or portion of a month the tax remains unpaid prior to July 1 of the year in which it becomes delinquent. If the tax is not paid by July 1 of the year in which it becomes delinquent, the tax incurs a total penalty of twelve percent (12%) regardless of the number of months the tax has been delinquent and incurs an additional penalty of up to twenty percent (20%) if imposed by the District. The delinquent tax also accrues interest at a rate of one percent (1%) for each month or portion of a month it remains unpaid. The Property Tax Code also makes provision for the split payment of taxes, discounts for early payment and the postponement of the delinquency date of taxes for certain taxpayers. Furthermore, the District may provide, on a local option basis, for the split payment, partial payment, and discounts for early payment of taxes under certain circumstances. The Property Tax Code permits taxpayers owning homes or certain businesses located in a disaster area and damaged as a direct result of the declared disaster to pay taxes imposed in the year following the disaster in four equal installments without penalty or interest, commencing on February 1 and ending on August 1. See “AD VALOREM TAX PROCEDURES – Temporary Exemption for Qualified Property Damaged by a Disaster” for further information related to a discussion of the applicability of this section of the Property Tax Code.

## **District’s Rights in the Event of Tax Delinquencies**

Taxes levied by the District are a personal obligation of the owner of the property. On January 1 of each year, a tax lien attaches to property to secure the payment of all state and local taxes, penalties, and interest ultimately imposed for the year on the property. The lien exists in favor of each taxing unit, including the District, having power to tax the property. The District’s tax lien is on a parity with tax liens of such other taxing units. A tax lien on real property takes priority over the claim of most creditors and other holders of liens on the property encumbered by the tax lien, whether or not the debt or lien existed before the attachment of the tax lien; however, whether a lien of the United States is on a parity with or takes priority over a tax lien of the District is determined by applicable federal law. Personal property, under certain circumstances, is subject to seizure and sale for the payment of delinquent taxes, penalty, and interest.

At any time after taxes on property become delinquent, the District may file suit to foreclose the lien securing payment of the tax, to enforce personal liability for the tax, or both. In filing a suit to foreclose a tax lien on real property, the District must join other taxing units that have claims for delinquent taxes against all or part of the same property.

Collection of delinquent taxes may be adversely affected by the amount of taxes owed to other taxing units, adverse market conditions, taxpayer redemption rights, or bankruptcy proceedings which restrain the collection of a taxpayer’s debt.

Federal bankruptcy law provides that an automatic stay of actions by creditors and other entities, including governmental units, goes into effect with the filing of any petition in bankruptcy. The automatic stay prevents governmental units from foreclosing on property and prevents liens for post-petition taxes from attaching to property and obtaining secured creditor status unless, in either case, an order lifting the stay is obtained from the bankruptcy court. In many cases, post-petition taxes are paid as an administrative expense of the estate in bankruptcy or by order of the bankruptcy court.

## **TAX RATE LIMITATIONS**

### **M&O Tax Rate Limitations**

The District is authorized to levy an M&O tax rate pursuant to the approval of the voters of the District at an election held on December 16, 1969 under Chapter 20, Teas Education Code, as amended.

HB 3 established the following maximum M&O tax rate per \$100 of taxable value that may be adopted by school districts, such as the District, for the 2019 and subsequent tax years:

The maximum M&O tax rate per \$100 of taxable value that may be adopted by a school district is the sum of \$0.17 and the school district’s MCR. A school district’s MCR is, generally, inversely proportional to the change in taxable property values both within the school district and the State, and is subject to recalculation annually. For any year, the highest possible MCR for a school district is \$0.93 (see “TAX RATE LIMITATIONS – Public Hearing and Voter-Approval Tax Rate” and “CURRENT PUBLIC SCHOOL FINANCE SYSTEM – Local Funding for School Districts” herein).

Furthermore, a school district cannot annually increase its tax rate in excess of the school district’s Voter-Approval Tax Rate without submitting such tax rate to an election and a majority of the voters voting at such election approving the adopted rate (see “TAX RATE LIMITATIONS – Public Hearing and Voter-Approval Tax Rate” herein).

### **I&S Tax Rate Limitations**

A school district is also authorized to issue bonds and levy taxes for payment of bonds subject to voter approval of one or more propositions submitted to the voters under Section 45.003(b)(1), Texas Education Code, as amended, which provides a tax unlimited as to rate or amount for the support of school district bonded indebtedness (see “THE BONDS – Security”).

Section 45.0031 of the Texas Education Code, as amended, requires a school district to demonstrate to the Texas Attorney General that it has the prospective ability to pay its maximum annual debt service on a proposed issue of bonds and all previously issued bonds, other than bonds approved by voters of a school district at an election held on or before April 1, 1991 and issued

before September 1, 1992 (or debt issued to refund such bonds, collectively, "exempt bonds"), from a tax levied at a rate of \$0.50 per \$100 of assessed valuation before bonds may be issued (the "50-cent Test"). In demonstrating the ability to pay debt service at a rate of \$0.50, a school district may take into account EDA and IFA allotments to the school district, which effectively reduces the school district's local share of debt service, and may also take into account Tier One funds allotted to the school district. If a school district exercises this option, it may not adopt an I&S tax until it has credited to the school district's I&S fund an amount equal to all State allotments provided solely for payment of debt service and any Tier One funds needed to demonstrate compliance with the threshold tax rate test and which is received or to be received in that year. Additionally, a school district may demonstrate its ability to comply with the 50-cent Test by applying the \$0.50 tax rate to an amount equal to 90% of projected future taxable value of property in the school district, as certified by a registered professional appraiser, anticipated for the earlier of the tax year five (5) years after the current tax year or the tax year in which the final payment for the bonds is due. However, if a school district uses projected future taxable values to meet the 50-cent Test and subsequently imposes a tax at a rate greater than \$0.50 per \$100 of valuation to pay for bonds subject to the test, then for subsequent bond issues, the Texas Attorney General must find that the school district has the projected ability to pay principal and interest on the proposed bonds and all previously issued bonds subject to the 50-cent Test from a tax rate of \$0.45 per \$100 of valuation. Once the prospective ability to pay such tax has been shown and the bonds are issued, a school district may levy an unlimited tax to pay debt service. Refunding bonds issued pursuant to Chapter 1207, Texas Government Code ("Chapter 1207"), are not subject to the 50-cent Test; however, taxes levied to pay debt service on such bonds (other than bonds issued to refund exempt bonds) are included in maximum annual debt service for calculation of the 50-cent Test when applied to subsequent bond issues that are subject to the 50-cent Test. The Bonds are issued as refunding bonds pursuant to Chapter 1207 and are, therefore, not subject to the 50-cent Test; however, taxes levied to pay debt service on the Bonds are included in the calculation of the 50-cent Test as applied to subsequent issues of "new debt". The District has not previously used State assistance other than EDA or IFA allotment funding or projected property values to satisfy this threshold test with prior issues of "new debt".

### **Public Hearing and Voter-Approval Tax Rate**

A school district's total tax rate is the combination of the M&O tax rate and the I&S tax rate. Generally, the highest rate at which a school district may levy taxes for any given year without holding an election to approve the tax rate is the "Voter-Approval Tax

A school district is required to adopt its annual tax rate before the later of September 30 or the sixtieth (60th) day after the date the certified appraisal roll is received by the taxing unit, except that a tax rate that exceeds the Voter-Approval Tax Rate must be adopted not later than the seventy-first (71st) day before the next occurring November uniform election date. A school district's failure to adopt a tax rate equal to or less than the Voter-Approval Tax Rate by September 30 or the sixtieth (60th) day after receipt of the certified appraisal roll, will result in the tax rate for such school district for the tax year to be the lower of the "no-new-revenue tax rate" calculated for that tax year or the tax rate adopted by the school district for the preceding tax year. A school district's failure to adopt a tax rate in excess of the Voter-Approval Tax Rate on or prior to the seventy-first (71st) day before the next occurring November uniform election date, will result in the school district adopting a tax rate equal to or less than its Voter-Approval Tax Rate by the later of September 30 or the sixtieth (60th) day after receipt of the certified appraisal roll. "No-new-revenue tax rate" means the rate that will produce the prior year's total tax levy from the current year's total taxable values, adjusted such that lost values are not included in the calculation of the prior year's taxable values and new values are not included in the current year's taxable values.

The Voter-Approval Tax Rate for a school district is the sum of (i) the school district's MCR; (ii) the greater of (a) the school district's Enrichment Tax Rate for the preceding year, less any amount by which the school district is required to reduce its current year Enrichment Tax Rate pursuant to Section 48.202(f), Education Code, as amended, or (b) the rate of \$0.05 per \$100 of taxable value; and (iii) the school district's current I&S tax rate. However, for only the 2020 tax year, if the governing body of the school district did not adopt by unanimous vote an M&O tax rate at least equal to the sum of the school district's MCR plus \$0.05, then \$0.04 was substituted for \$0.05 in the calculation for such school district's Voter-Approval Tax Rate for the 2020 tax year. For the 2020 tax year, and subsequent years, a school district's M&O tax rate may not exceed the rate equal to the sum of (i) \$0.17 and (ii) the school district's MCR (see "CURRENT PUBLIC SCHOOL FINANCE SYSTEM" herein, for more information regarding the State Compression Percentage, MCR, and the Enrichment Tax Rate).

The governing body of a school district generally cannot adopt a tax rate exceeding the school district's Voter-Approval Tax Rate without approval by a majority of the voters approving the higher rate at an election to be held on the next uniform election date. Further, subject to certain exceptions for areas declared disaster areas, State law requires the board of trustees of a school district to conduct an efficiency audit before seeking voter approval to adopt a tax rate exceeding the Voter-Approval Tax Rate and sets certain parameters for conducting and disclosing the results of such efficiency audit. An election is not required for a tax increase to address increased expenditures resulting from certain natural disasters in the year following the year in which such disaster occurs; however, the amount by which the increased tax rate exceeds the school district's Voter-Approval Tax Rate for such year may not be considered by the school district in the calculation of its subsequent Voter-Approval Tax Rate.

The calculation of the Voter-Approval Tax Rate does not limit or impact the District's ability to set an I&S tax rate in each year sufficient to pay debt service on all of the District's tax-supported debt obligations, including the Bonds.

Before adopting its annual tax rate, a public meeting must be held for the purpose of adopting a budget for the succeeding year. A notice of public meeting to discuss the school district's budget and proposed tax rate must be published in the time, format and manner prescribed in Section 44.004 of the Texas Education Code. Section 44.004(e) of the Texas Education Code provides that a person who owns taxable property in a school district is entitled to an injunction restraining the collection of taxes by the school district if the school district has not complied with such notice requirements or the language and format requirements of such notice as set forth in Section 44.004(b), (c), (c-1), (c-2), and (d), and, if applicable, subsection (i), and if such failure to comply was not in good faith. Section 44.004(e) further provides the action to enjoin the collection of taxes must be filed before the date the school district delivers substantially all of its tax bills. A school district that elects to adopt a tax rate before the adoption of a budget for the fiscal year that begins in the current tax year may adopt a tax rate for the current tax year before receipt of the certified appraisal roll, so long as the chief appraiser of the appraisal district in which the school district participates has certified to the assessor for the school district an estimate of the taxable value of property in the school district. If a school district adopts its tax rate prior to the adoption of its budget, both the no-new-revenue tax rate and the Voter-Approval Tax Rate of the school district shall be calculated based on the school district's certified estimate of taxable value. A school district that adopts a tax rate before adopting its budget must hold a public hearing on the proposed tax rate followed by another public hearing on the proposed budget rather than holding a single hearing on the two items.

A school district must annually calculate and prominently post on its internet website, and submit to the county tax assessor-collector for each county in which all or part of the school district is located, its Voter-Approval Tax Rate in accordance with forms prescribed by the State Comptroller.

## THE PROPERTY TAX CODE AS APPLIED TO THE DISTRICT

The Appraisal District has the responsibility for appraising property in the District as well as other taxing units in the County. The Appraisal District is governed by a board of directors appointed by members of the governing bodies of various political subdivisions within the County.

Property within the District is assessed as of January 1 of each year, taxes become due October 1 of the same year and become delinquent on February 1 of the following year.

The District does not tax personal property not used in the production of income, such as personal automobiles.

The District does collect an additional 20% penalty to defray attorney costs in the collection of delinquent taxes over and above the penalty automatically assessed under the Tax Code.

The District's taxes are collected by the Cherokee County Appraisal District.

The District does not allow split payments and does not give discounts for early payment of taxes.

The District does not participate in a tax increment financing zone. The District has not granted any tax abatements.

The District does not grant a portion of the additional local option exemption of up to 20% of the market value of residence homesteads.

The District does grant a local option, additional exemption for persons who are 65 years of age or older above the State mandated exemption. See Table 1 for the amount of such exemption.

The District has not granted the freeport exemption.

The District has not taken action to tax goods-in-transit.

## EMPLOYEE BENEFIT PLANS AND OTHER POST-EMPLOYMENT BENEFITS

The District's employees participate in a retirement plan (the "Plan") with the State of Texas. The Plan is administered by the Teacher Retirement System of Texas ("TRS"). State contributions are made to cover costs of the TRS retirement plan up to certain statutory limits. The District is obligated for a portion of TRS costs relating to employee salaries that exceed the statutory limit. Aside from the District's contribution to TRS, the District has no pension fund expenditures or liabilities. For fiscal year ended August 31, 2020, the District made a contribution to TRS on a portion of their employee's salaries that exceeded the statutory minimum. For a discussion of the TRS retirement plan, see "Note H. DEFINED BENEFIT PENSION PLAN" to the audited financial statements of the District that are attached hereto as Appendix D (the "Financial Statements").

In addition to its participation in the TRS, the District contributes to the Texas Public School Retired Employees Group Insurance Program (the "TRS-Care Retired Plan"), a cost-sharing multiple-employer defined benefit post-employment health care plan. The TRS-Care Retired Plan provides health care coverage for certain persons (and their dependents) who retired under the TRS. Contribution requirements are not actuarially determined but are legally established each biennium by the Texas Legislature. For more detailed information concerning the District's funding policy and contributions in connection with the TRS-Care Retired Plan, see "Note I. DEFINED BENEFIT POST-EMPLOYMENT BENEFIT PLANS" to the Financial Statements.

As a result of its participation in the Plan and the TRS-Care Retired Plan and having no other post-retirement benefit plans, the District has no obligations for other post-employment benefits within the meaning of Governmental Accounting Standards Board Statement 45.

During the year ended August 31, 2020, employees of the District were covered by a fully-insured health insurance plan (the "Health Care Plan"). The District paid premiums of \$270.00 per month per employee to the Health Care Plan. Employees, at their option, authorize payroll withholdings to pay premiums for dependents. See "Note J. HEALTH CARE COVERAGE" of the Financial Statements.

Formal collective bargaining agreements relating directly to wages and other conditions of employment are prohibited by State law, as are strikes by teachers. There are various local, state and national organized employee groups who engage in efforts to better terms and conditions of employment of school employees. Some districts have adopted a policy to consult with employer groups with respect to certain terms and conditions of employment. Some examples of these groups are the Texas State Teachers Association, the Texas Classroom Teachers Association, the Association of Texas Professional Educators and the National Education Association.

## RATINGS

The Bonds are rated "Aaa" by Moody's Investors Service ("Moody's") based upon the guaranteed repayment thereof under the Permanent School Fund Guarantee Program of the Texas Education Agency (see "THE PERMANENT SCHOOL FUND GUARANTEE PROGRAM" herein). The District's unenhanced, underlying rating, including the Bonds, is "A1" by Moody's.

An explanation of the significance of such rating may be obtained from Moody's. The rating of the Bonds by Moody's reflect only the view of said company at the time the rating is given, and the District makes no representations as to the appropriateness of the rating. There is no assurance that the rating will continue for any given period of time, or that the rating will not be revised downward or withdrawn entirely by Moody's, if, in the judgment of Moody's, circumstances so warrant. Any such downward revision or withdrawal of the rating may have an adverse effect on the market price of the Bonds.

The above rating is not a recommendation to buy, sell or hold the Bonds, and such ratings may be subject to revision or withdrawal at any time by Moody's. Any downward revision or withdrawal of the rating may have an adverse effect on the market price of the Bonds.

## LEGAL MATTERS

The delivery of the Bonds is subject to the approval of the Attorney General of Texas who will deliver its opinion to the effect that the Bonds are valid and legally binding obligations of the District payable from the proceeds of an annual ad valorem tax levied, without legal limit as to rate or amount, upon all taxable property in the District, and based upon examination of such transcript of proceedings, the approving legal opinion of McCall, Parkhurst & Horton L.L.P., Bond Counsel to the District ("Bond Counsel"), to like effect. The form of Bond Counsel's opinion is attached hereto as Appendix C. The legal fee to be paid to Bond Counsel for services rendered in connection with the issuance of the Bonds is contingent upon the sale and delivery of the Bonds. Certain legal matters will be passed upon for the Underwriters by their counsel, Norton Rose Fulbright US LLP, Austin, Texas. The legal fee to be paid to counsel to the Underwriters for services rendered in connection with the issuance of the Bonds is contingent upon the sale of the delivery of the Bonds.

Though it represents the Financial Advisor and the Underwriters from time to time in matters unrelated to the issuance of the Bonds, Bond Counsel has been engaged by and only represents the District in the issuance of the Bonds. McCall, Parkhurst & Horton L.L.P. also advises the TEA in connection with its disclosure obligations under the federal securities laws, but such firm has not passed upon any TEA disclosures contained in this Official Statement. Except as noted below, Bond Counsel was not requested to participate, and did not take part in the preparation of this Official Statement, and such firm has not assumed any responsibility with respect thereto or undertaken independently to verify any of the information contained herein except that in its capacity as Bond Counsel, such firm has reviewed the information appearing under the captions or subcaptions "THE BONDS" (except under the subcaptions "Permanent School Fund Guarantee", "Payment Record", "Sources and Uses of Funds" "Yield on Capital Appreciation Bonds" and the second paragraph under "Notice of Redemption and DTC Notices", as to which no opinion is expressed) "REGISTRATION, TRANSFER AND EXCHANGE", "STATE AND LOCAL FUNDING OF SCHOOL DISTRICTS IN TEXAS", "CURRENT PUBLIC SCHOOL FINANCE SYSTEM", "TAX RATE LIMITATIONS – M&O Tax Rate Limitations" (first paragraph only) "LEGAL MATTERS" (except for the last two sentences of the first paragraph thereunder), "TAX MATTERS", "LEGAL INVESTMENTS AND ELIGIBILITY TO SECURE PUBLIC FUNDS IN TEXAS", "REGISTRATION AND QUALIFICATION OF BONDS FOR SALE" and "CONTINUING DISCLOSURE OF INFORMATION" (except under the subcaption "Compliance with Prior Undertakings," as to which no opinion will be expressed) and such firm is of the opinion that the information relating to the Bonds and the Order contained under such captions is a fair and accurate summary of the information purported to be shown and that the information and descriptions contained under such captions relating to the provisions of applicable state and federal laws are correct as to matters of law.

The various legal opinions to be delivered concurrently with the delivery of the Bonds express the professional judgment of the attorneys rendering the opinions as to the legal issues explicitly addressed therein. In rendering a legal opinion, the attorney does not become an insurer or guarantor of the expression of professional judgment, of the transaction opined upon, or of the future performance of the parties to the transaction. Nor does the rendering of an opinion guarantee the outcome of any legal dispute that may arise out of the transaction

## TAX MATTERS

### Certain Federal Income Tax Considerations

*General.* The following discussion is a summary of certain expected material federal income tax consequences of the purchase, ownership and disposition of the Bonds and is based on the Internal Revenue Code of 1986 (the "Code"), the regulations promulgated thereunder, published rulings and pronouncements of the Internal Revenue Service ("IRS") and court decisions currently in effect. There can be no assurance that the IRS will not take a contrary view, and no ruling from the IRS, has been, or is expected to be, sought on the issues discussed herein. Any subsequent changes or interpretations may apply retroactively and could affect the opinion and summary of federal income tax consequences discussed herein.

The following discussion is not a complete analysis or description of all potential U.S. federal tax considerations that may be relevant to, or of the actual tax effect that any of the matters described herein will have on, particular holders of the Bonds and does not address U.S. federal gift or estate tax or (as otherwise stated herein) the alternative minimum tax, state, local or other tax consequences. This summary does not address special classes of taxpayers (such as partnerships, or other pass-thru entities treated as a partnerships for U.S. federal income tax purposes, S corporations, mutual funds, insurance companies, financial institutions, small business investment companies, regulated investment companies, real estate investment trusts, grantor trusts, former citizens of the U.S., broker-dealers, traders in securities and tax-exempt organizations, individual recipients of Social Security or Railroad Retirement benefits, taxpayers who may be subject to the branch profits tax or, personal holding company provisions of the Code or taxpayers qualifying for the health insurance premium assistance credit) that are subject to special treatment under U.S. federal income tax laws, or persons that hold Bonds as a hedge against, or that are hedged against, currency risk or that are part of hedge, straddle, conversion or other integrated transaction, or persons whose functional currency is not the "U.S. dollar". This summary is further limited to investors who will hold the Bonds as "capital assets" (generally, property held for investment) within the meaning of Section 1221 of the Code. This discussion is based on existing statutes, regulations, published rulings and court decisions, all of which are subject to change or modification, retroactively.

As used herein, the term "U.S. Holder" means a beneficial owner of a Bond who or which is: (i) an individual citizen or resident of the United States, (ii) a corporation or partnership created or organized under the laws of the United States or any political subdivision thereof or therein, (iii) an estate, the income of which is subject to U.S. federal income tax regardless of the source; or (iv) a trust, if (a) a court within the U.S. is able to exercise primary supervision over the administration of the trust and one or more U.S. persons have the authority to control all substantial decisions of the trust, or (b) the trust validly elects to be treated as a U.S. person for U.S. federal income tax purposes. As used herein, the term "Non-U.S. Holder" means a beneficial owner of a Bond that is not a U.S. Holder.

**THIS SUMMARY IS INCLUDED HEREIN FOR GENERAL INFORMATION ONLY AND DOES NOT DISCUSS ALL ASPECTS OF THE U.S. FEDERAL INCOME TAXATION THAT MAY BE RELEVANT TO A PARTICULAR HOLDER OF BONDS IN LIGHT OF THE HOLDER'S PARTICULAR CIRCUMSTANCES AND INCOME TAX SITUATION. PROSPECTIVE HOLDERS OF THE BONDS SHOULD CONSULT THEIR OWN TAX ADVISORS AS TO THE TAX TREATMENT WHICH MAY BE ANTICIPATED TO RESULT FROM THE PURCHASE, OWNERSHIP AND DISPOSITION OF THE BONDS BEFORE DETERMINING WHETHER TO PURCHASE BONDS.**

**THIS SUMMARY IS NOT INTENDED OR WRITTEN TO BE USED, AND CANNOT BE USED BY ANY TAXPAYER, TO AVOID PENALTIES THAT MIGHT BE IMPOSED ON THE TAXPAYER IN CONNECTION WITH THE MATTERS DISCUSSED THEREIN. INVESTORS SHOULD CONSULT THEIR OWN TAX ADVISORS CONCERNING THE TAX IMPLICATIONS OF THE PURCHASE, OWNERSHIP OR DISPOSITION OF THE BONDS UNDER APPLICABLE STATE OR LOCAL LAWS, OR ANY OTHER TAX CONSEQUENCE.**

FOREIGN INVESTORS SHOULD ALSO CONSULT THEIR OWN TAX ADVISORS REGARDING THE TAX CONSEQUENCES UNIQUE TO NON-U.S. HOLDERS.

### **Certain U.S. Federal Income Tax Consequences to U.S. Holders**

*Periodic Interest Payments and Original Issue Discount.* The Bonds are not obligations described in Section 103(a) of the Code. Accordingly, the stated interest paid on the Bonds or original issue discount, if any, accruing on the Bonds will be includable in "gross income" within the meaning of Section 61 of the Code of each owner thereof and be subject to federal income taxation when received or accrued, depending upon the tax accounting method applicable to such owner.

*Disposition of Bonds.* An owner will recognize gain or loss on the redemption, sale, exchange or other disposition of a Bond equal to the difference between the redemption or sale price (exclusive of any amount paid for accrued interest) and the owner's tax basis in the Bonds. Generally, a U.S. Holder's tax basis in the Bonds will be the owner's initial cost, increased by income reported by such U.S. Holder, including original issue discount and market discount income, and reduced, but not below zero, by any amortized premium. Any gain or loss generally will be a capital gain or loss and either will be long-term or short-term depending on whether the Bonds has been held for more than one year.

*Defeasance of the Bonds.* Defeasance of any Bond may result in a reissuance thereof, for U.S. federal income tax purposes, in which event a U.S. Holder will recognize taxable gain or loss as described above.

*State, Local and Other Tax Consequences.* Investors should consult their own tax advisors concerning the tax implications of holding and disposing of the Bonds under applicable state or local laws, or any other tax consequence, including the application of gift and estate taxes. Certain individuals, estates or trusts may be subject to a 3.8% surtax on all or a portion of the taxable interest that is paid on the Bonds. PROSPECTIVE PURCHASERS OF THE BONDS SHOULD CONSULT THEIR OWN TAX ADVISORS REGARDING THE FOREGOING MATTERS.

### **Certain U.S. Federal Income Tax Consequences to Non-U.S. Holders**

A Non-U.S. Holder that is not subject to U.S. federal income tax as a result of any direct or indirect connection to the U.S. in addition to its ownership of a Bond, will not be subject to U.S. federal income or withholding tax in respect of a Bond, provided that such Non-U.S. Holder complies, to the extent necessary, with identification requirements including delivery of a signed statement under penalties of perjury, certifying that such Non-U.S. Holder is not a U.S. person and providing the name and address of such Non-U.S. Holder. Absent such exemption, payments of interest, including any amounts paid or accrued in respect of accrued original issue discount, may be subject to withholding taxes, subject to reduction under any applicable tax treaty. Non-U.S. Holders are urged to consult their own tax advisors regarding the ownership, sale or other disposition of a Bond.

The foregoing rules will not apply to exempt a U.S. shareholder of a controlled foreign corporation from taxation on the U.S. shareholder's allocable portion of the interest income received by the controlled foreign corporation.

### **Information Reporting and Backup Withholding**

Subject to certain exceptions, information reports describing interest income, including original issue discount, with respect to the Bonds will be sent to each registered holder and to the IRS. Payments of interest and principal may be subject to withholding under sections 1471 through 1474 of the Code or backup withholding under Section 3406 of the Code if a recipient of the payments fails to furnish to the payor such owner's social security number or other taxpayer identification number ("TIN"), furnishes an incorrect TIN, or otherwise fails to establish an exemption from the backup withholding tax. Any amounts so withheld would be allowed as a credit against the recipient's federal income tax. Special rules apply to partnerships, estates and trusts, and in certain circumstances, and in respect of Non-U.S. Holders, certifications as to foreign status and other matters may be required to be provided by partners and beneficiaries thereof.

## **INVESTMENT POLICIES**

### **Investments**

The District invests its funds in investments authorized by Texas law in accordance with investment policies approved by the Board of the District. Both State law and the District's investment policies are subject to change.

### **Legal Investments**

Available District funds are invested as authorized by State law and in accordance with investment policies approved by the Board of Trustees. Both State law and the District's investment policies are subject to change. Under State law, the District is authorized to invest in: (1) obligations, including letters of credit, of the United States or its agencies and instrumentalities, including the Federal Home Loan Banks; (2) direct obligations of the State or its agencies and instrumentalities; (3) collateralized mortgage obligations issued by a federal agency or instrumentality of the United States, the underlying security for which is guaranteed by an agency or instrumentality of the United States; (4) other obligations, the principal and interest of which are unconditionally guaranteed or insured by, or backed by the full faith and credit of, the State or the United States or their respective agencies and instrumentalities, including obligations that are fully guaranteed or insured by the Federal Deposit Insurance Corporation (the "FDIC") or by the explicit full faith and credit of the United States; (5) obligations of states, agencies, counties, cities, and other political subdivisions of any state rated as to investment quality by a nationally recognized investment rating firm not less than A or its equivalent; (6) bonds issued, assumed, or guaranteed by the State of Israel; (7) interest-bearing banking deposits that are guaranteed or insured by the FDIC or the National Credit Union Share Insurance Fund (the "NCUSIF") or their respective successors; (8) interest-bearing banking deposits, other than those described in clause (7), that (i) are invested through a broker or institution with a main office or branch office in this state and selected by the District in compliance with the Public Funds Investment Act (Chapter 2256, Government Code) as amended (the "PFIA"), (ii) the broker or institution arranges for the deposit of the funds in one or more federally insured depository institutions, wherever located, for the District's account, (iii) the full amount of the principal and accrued interest of the banking deposits is insured by the United States or an instrumentality of the United States, and (iv) the District appoints as its custodian of the banking deposits, in compliance with the PFIA, the institution in clause (8)(i) above, a bank, or a broker-dealer; (9) certificates of deposit and share certificates meeting the requirements of the PFIA (i) that are issued by an institution that has its main office or a branch office in the State and are guaranteed or insured by the FDIC or the NCUSIF, or their respective successors, or are secured as to principal by obligations described in clauses (1) through (8), above, or secured in accordance with Chapter 2257, Texas Government Code, or in any other manner and amount provided by law for District deposits, or (ii) where (a) the funds are invested by the District through a broker or institution that has a main office or branch office in the State and selected by the District in compliance with the PFIA, (b) the broker or institution arranges for the deposit of the funds in one or more federally insured depository institutions, wherever located, for the account of the District, (c)

the full amount of the principal and accrued interest of each of the certificates of deposit is insured by the United States or an instrumentality of the United States; and (d) the District appoints, in compliance with the PFIA, the institution in clause (9)(ii)(a) above, a bank, or broker-dealer as custodian for the District with respect to the certificates of deposit; (10) fully collateralized repurchase agreements that have a defined termination date, are secured by a combination of cash and obligations described by clause (1) above, clause (12) below, or, if applicable, which are pledged to the District, held in the District's name, and deposited at the time the investment is made with the District or with a third party selected and approved by the District, and are placed through a primary government securities dealer, as defined by the Federal Reserve, or a financial institution doing business in the State; (11) certain bankers' acceptances with a stated maturity of 270 days or less, if the short-term obligations of the accepting bank, or of the holding company of which the bank is the largest subsidiary, are rated not less than "A-1" or "P-1" or the equivalent by at least one nationally recognized credit rating agency; (12) commercial paper with a stated maturity of 365 days or less that is rated at least "A-1" or "P-1" or an equivalent by either (i) two nationally recognized credit rating agencies, or (ii) one nationally recognized credit rating agency if the commercial paper is fully secured by an irrevocable letter of credit issued by a United States or state bank; (13) no-load money market mutual funds registered with and regulated by the Securities and Exchange Commission and complies with Securities and Exchange Commission Rule 2a-7; (14) no-load mutual funds that are registered and regulated by the Securities and Exchange Commission that have a weighted maturity of less than two years and either (i) have a duration of one year or more and are invested exclusively in obligations approved in this paragraph, or (ii) have a duration of less than one year and the investment portfolio is limited to investment grade securities, excluding asset backed securities; (15) guaranteed investment contracts that have a defined termination date and are secured by obligations described in clause (1), excluding obligations which the District is explicitly prohibited from investing in, and in an amount at least equal to the amount of bond proceeds invested under such contract; and (16) securities lending programs if (i) the securities loaned under the program are 100% collateralized, including accrued income, (ii) a loan made under the program allows for termination at any time, (iii) a loan made under the program is either secured by (a) obligations described in clauses (1) through (8) above, (b) irrevocable letters of credit issued by a state or national bank that is continuously rated by a nationally recognized investment rating firm at not less than "A" or its equivalent, or (c) cash invested in obligations described in clauses (1) through (8) above, clauses (12) through (14) above, or an authorized investment pool, (iv) the terms of a loan made under the program require that the securities being held as collateral be pledged to the District, held in the District's name, and deposited at the time the investment is made with the District or with a third party designated by the District, (v) a loan made under the program is placed through either a primary government securities dealer or a financial institution doing business in the State, and (vi) the agreement to lend securities has a term of one year or less.

The District may invest in such obligations directly or through government investment pools that invest solely in such obligations provided that the pools are rated no lower than "AAA" or "AAAm" or an equivalent by at least one nationally recognized rating service.

The District is specifically prohibited from investing in: (1) obligations whose payment represents the coupon payments on the outstanding principal balance of the underlying mortgage-backed security collateral and pays no principal; (2) obligations whose payment represents the principal stream of cash flow from the underlying mortgage-backed security and bears no interest; (3) collateralized mortgage obligations that have a stated final maturity of greater than 10 years; and (4) collateralized mortgage obligations the interest rate of which is determined by an index that adjusts opposite to the changes in a market index.

Under State law, the District may contract with an investment management firm registered under the Investment Advisers Act of 1940 (15 U.S.C. Section 80b-1 et seq.) or with the State Securities Board to provide for the investment and management of its public funds or other funds under its control for a term of up to two years, but the District retains ultimate responsibility as fiduciary of its assets. In order to renew or extend such a contract, the District must do so by order, ordinance or resolution. The District has not contracted with, and has no present intention of contracting with, any such investment management firm or the State Securities Board to provide such services.

### **Investment Policies**

Under State law, the District is required to invest its funds under written investment policies that primarily emphasize safety of principal and liquidity; that address investment diversification, yield, maturity, and the quality and capability of investment management; and that includes a list of authorized investments for District funds, maximum allowable stated maturity of any individual investment owned by the District, the maximum average dollar-weighted maturity allowed for pooled fund groups, methods to monitor the market price of investments acquired with public funds, a requirement for settlement of all transactions, except investment pool funds and mutual funds, on a delivery versus payment basis, and procedures to monitor rating changes in investments acquired with public funds and the liquidation of such investments consistent with the PFIA. As an integral part of its investment policy, the District is required to adopt a separate written investment strategy for each of the funds under its control. All District funds must be invested consistent with a formally adopted "Investment Strategy Statement" that specifically addresses each fund's investment. Each Investment Strategy Statement will describe its objectives concerning: (1) suitability of investment type, (2) preservation and safety of principal, (3) liquidity, (4) marketability of each investment, (5) diversification of the portfolio, and (6) yield.

Under State law, District investments must be made "with judgment and care, under prevailing circumstances, that a person of prudence, discretion, and intelligence would exercise in the management of the person's own affairs, not for speculation, but for investment, considering the probable safety of capital and the probable income to be derived". At least quarterly the investment officers of the District shall submit an investment report detailing: (1) the investment position of the District, (2) that all investment officers jointly prepared and signed the report, (3) the beginning market value, the ending market value and the fully accrued interest during the reporting period of each pooled fund group, (4) the book value and market value of each separately listed asset at the end of the reporting period, (5) the maturity date of each separately invested asset, (6) the account or fund or pooled fund group for which each individual investment was acquired, and (7) the compliance of the investment portfolio as it relates to: (a) adopted investment strategy statements and (b) State law. No person may invest District funds without express written authority from the Board.

### **Additional Provisions**

Under State law, the District is additionally required to: (1) annually review its adopted policies and strategies; (2) adopt a rule, order, ordinance or resolution stating that it has reviewed its investment policy and investment strategies and records any changes made to either its investment policy or investment strategy in the respective rule, order, ordinance or resolution; (3) require any investment officers with personal business relationships or relatives with firms seeking to sell securities to the District to disclose the relationship and file a statement with the Texas Ethics Commission and the Board; (4) require the qualified representative of firms offering to engage in an investment transaction with the District to: (a) receive and review the District's investment policy, (b) acknowledge that reasonable controls and procedures have been implemented to preclude investment transactions conducted between the District and the business organization that are not authorized by the District's investment policy (except to the extent that this authorization is dependent on an analysis of the makeup of the District's entire portfolio, requires an interpretation of subjective investment standards or relates to investment transactions of the entity that are not made through accounts or other

contractual arrangements over which the business organization has accepted discretionary investment authority), and (c) deliver a written statement in a form acceptable to the District and the business organization attesting to these requirements; (5) perform an annual audit of the management controls on investments and adherence to the District's investment policy; (6) provide specific investment training for the treasurer, chief financial officer and investment officers; (7) restrict reverse repurchase agreements to not more than 90 days and restrict the investment of reverse repurchase agreement funds to no greater than the term of the reverse purchase agreement; (8) restrict the investment in non-money market mutual funds in the aggregate to no more than 15% of the District's monthly average fund balance, excluding bond proceeds and reserves and other funds held for debt service; (9) require local government investment pools to conform to the new disclosure, rating, net asset value, yield calculation, and advisory board requirements, and (10) at least annually review, revise, and adopt a list of qualified brokers that are authorized to engage in investment transactions with the District.

### **Current Investments**

As of September 30, 2021, the District had approximately \$28,900,316 (unaudited) invested in government investment pools that generally has the characteristics of a money-market fund, \$2,229,818 (unaudited) invested in interest bearing accounts at a local bank and \$4,637,561 (unaudited) invested in certificates of deposit. The market value of such investments (as determined by the District by reference to published quotations, dealer bids, and comparable information) is approximately 100% of the book value. No funds of the District are invested in derivative securities; i.e., securities whose rate of return is determined by reference to some other instrument, index, or commodity.

### **REGISTRATION AND QUALIFICATION OF BONDS FOR SALE**

No registration statement relating to the Bonds has been filed with the United States Securities and Exchange Commission under the United States Securities Act of 1933, as amended, in reliance upon the exemption provided thereunder by Section 3(a)(2). The Bonds have not been approved or disapproved by the United States Securities and Exchange Commission, nor has the United States Securities and Exchange Commission passed upon the accuracy or adequacy of the Official Statement. The Bonds have not been registered or qualified under the Securities Act of Texas in reliance upon various exemptions contained therein; nor have the Bonds been registered or qualified under the securities acts of any other jurisdiction. The District assumes no responsibility for registration or qualification of the Bonds under the securities laws of any jurisdiction in which the Bonds may be sold, assigned, pledged, hypothecated or otherwise transferred. This disclaimer of responsibility for registration or qualification for sale or other disposition of the Bonds shall not be construed as an interpretation of any kind with regard to the availability of any exemption from securities registration or qualification provisions.

It is the obligation of the Underwriters to register or qualify the sale of the Bonds under the securities laws of any jurisdiction which so requires. The District agrees to cooperate, at the Underwriter's written request and sole expense, in registering or qualifying the Bonds or in obtaining an exemption from registration or qualification in any state where such action is necessary; provided, however, that the District shall not be required to qualify as a foreign corporation or to execute a general or special consent to service of process in any jurisdiction.

### **FINANCIAL ADVISOR**

SAMCO Capital Markets Inc. is employed as Financial Advisor to the District to assist in the issuance of the Bonds. In this capacity, the Financial Advisor has compiled certain data relating to the Bonds that is contained in this Official Statement. The Financial Advisor has not independently verified any of the data contained herein or conducted a detailed investigation of the affairs of the District to determine the accuracy or completeness of this Official Statement. Because of its limited participation, the Financial Advisor assumes no responsibility for the accuracy or completeness of any of the information contained herein. The fee of the Financial Advisor for services with respect to the Bonds is contingent upon the issuance and sale of the Bonds. In the normal course of business, the Financial Advisor may from time to time sell investment securities to the District for the investment of bond proceeds or other funds of the District upon the request of the District.

The Financial Advisor has provided the following sentence for inclusion in this Official Statement. The Financial Advisor has reviewed the information in this Official Statement in accordance with, and as part of, its responsibilities to the District and, as applicable, to investors under the federal securities laws as applied to the facts and circumstances of this transaction, but the Financial Advisor does not guarantee the accuracy or completeness of such information.

### **LEGAL INVESTMENTS AND ELIGIBILITY TO SECURE PUBLIC FUNDS IN TEXAS**

Section 1201.041 of the Public Securities Procedures Act (Chapter 1201, Texas Government Code) provides that the Bonds are negotiable instruments governed by Chapter 8, Texas Business and Commerce Code, and are legal and authorized investments for insurance companies, fiduciaries, and trustees, and for the sinking funds of municipalities or other political subdivisions or public agencies of the State. With respect to investment in the Bonds by municipalities or other political subdivisions or public agencies of the State, the PFIA requires that the Bonds be assigned a rating of not less than "A" or its equivalent as to investment quality by a national rating agency. See "RATINGS" herein. In addition, various provisions of the Texas Finance Code provide that, subject to a prudent investor standard, the Bonds are legal investments for state banks, savings banks, trust companies with at least \$1 million of capital, and savings and loan associations. The Bonds are eligible to secure deposits of any public funds of the State, its agencies, and its political subdivisions, and are legal security for those deposits to the extent of their market value.

The District has made no investigation of other laws, rules, regulations or investment criteria which might apply to such institutions or entities or which might limit the suitability of the Bonds for any of the foregoing purposes or limit the authority of such institutions or entities to purchase or invest in the Bonds for such purposes. The District has made no review of laws in other states to determine whether the Bonds are legal investments for various institutions in those states.

### **CONTINUING DISCLOSURE OF INFORMATION**

In the Order, the District has made the following agreement for the benefit of the holders and beneficial owners of the Bonds. The District is required to observe the agreement for so long as it remains obligated to advance funds to pay the Bonds. Under the agreement, the District will be obligated to provide certain updated financial information and operating data annually and timely notice of specified events to the MSRB. The information provided to the MSRB will be available to the public free of charge via the EMMA system at [www.emma.msrb.org](http://www.emma.msrb.org). See "THE PERMANENT SCHOOL FUND GUARANTEE PROGRAM" for a description of the TEA's continuing disclosure undertaking to provide certain updated financial information and operating data annually with respect to the Permanent School Fund and the State, as the case may be, and to provide timely notice of certain specified events related to the guarantee, to the MSRB.

## Annual Reports

The District will provide certain updated financial information and operating data annually to the MSRB. The information to be updated includes financial information and operating data with respect to the District of the general type included in this Official Statement in Appendix A (such information being the "Annual Operating Report"). The District will additionally provide financial statements of the District (the "Financial Statements"), that will be (i) prepared in accordance with the accounting principles described in Appendix D or such other accounting principles as the District may be required to employ from time to time pursuant to State law or regulation and shall be in substantially the form included in Appendix D and (ii) audited, if the District commissions an audit of such Financial Statements and the audit is completed within the period during which they must be provided. The District will update and provide the Annual Operating Report within six months after the end of each fiscal year and the Financial Statements within six months of the end of each fiscal year, in each case beginning with the fiscal year ending in and after 2021. The District may provide the Financial Statements earlier, including at the time it provides its Annual Operating Report, but if the audit of such Financial Statements is not complete within six months after any such fiscal year end, then the District shall file unaudited Financial Statements within such six-month period and audited Financial Statements for the applicable fiscal year, when and if the audit report on such Financial Statements becomes available.

The District may provide updated information in full text or may incorporate by reference certain other publicly available documents, as permitted by Rule 15c2-12.

The District's current fiscal year end is August 31. Accordingly, the Annual Operating Report must be provided by the last day of February in each year, and the Financial Statements must be provided by August 31 of each year, unless the District changes its fiscal year. If the District changes its fiscal year, it will notify the MSRB of the change.

## Notice of Certain Events

The District will also provide notice of any of the following events with respect to the Bonds to the MSRB in a timely manner (but not in excess of ten business days after the occurrence of the event): (1) principal and interest payment delinquencies; (2) non-payment related defaults, if material; (3) unscheduled draws on debt service reserves reflecting financial difficulties; (4) unscheduled draws on credit enhancements reflecting financial difficulties; (5) substitution of credit or liquidity providers, or their failure to perform; (6) adverse tax opinions, the issuance by the Internal Revenue Service of proposed or final determinations of taxability, Notices of Proposed Issue (IRS Form 5701-TEB), or other material notices or determinations with respect to the tax status of the Bonds, or other material events affecting the tax status of the Bonds; (7) modifications to rights of holders of the Bonds, if material; (8) Bond calls, if material, and tender offers; (9) defeasances; (10) release, substitution, or sale of property securing repayment of the Bonds, if material; (11) rating changes; (12) bankruptcy, insolvency, receivership, or similar event of the District, which shall occur as described below; (13) the consummation of a merger, consolidation, or acquisition involving the District or the sale of all or substantially all of its assets, other than in the ordinary course of business, the entry into a definitive agreement to undertake such an action or the termination of a definitive agreement relating to any such actions, other than pursuant to its terms, if material; (14) appointment of a successor or additional trustee or the change of name of a trustee, if material; (15) incurrence of a financial obligation of the District, if material, or agreement to covenants, events of default, remedies, priority rights, or other similar terms of a financial obligation of the District, any of which affect security holders, if material; and (16) default, event of acceleration, termination event, modification of terms, or other similar events under the terms of a financial obligation of the District, any of which reflect financial difficulties. In addition, the District will provide timely notice of any failure by the District to provide annual financial information in accordance with their agreement described above under "Annual Reports". In the Order, the District adopted policies and procedures to ensure timely compliance with continuing disclosure undertakings. Neither the Bonds nor the Order make any provision for a bond trustee, debt service reserves, credit enhancement (except for the Permanent School Fund guarantee), or liquidity enhancement. In addition, the Bonds are not obligation the interest on which is excluded for purposes of federal income taxation of the gross income of the holders thereof. The District will provide each notice described in this paragraph to the MSRB.

For these purposes, (a) any event described in clause (12) of the immediately preceding paragraph is considered to occur when any of the following occur: the appointment of a receiver, fiscal agent, or similar officer for the District in a proceeding under the United States Bankruptcy Code or in any other proceeding under state or federal law in which a court or governmental authority has assumed jurisdiction over substantially all of the assets or business of the District, or if such jurisdiction has been assumed by leaving the existing governing body and officials or officers in possession but subject to the supervision and orders of a court or governmental authority, or the entry of an order confirming a plan of reorganization, arrangement, or liquidation by a court or governmental authority having supervision or jurisdiction over substantially all of the assets or business of the District. For the events listed in clause (15) and (16) above, the term "financial obligation" means a: (A) debt obligation; (B) derivative instrument entered into in connection with, or pledged as security or a source of payment for, an existing or planned debt obligation; or (c) a guarantee of either (A) or (B). The term "financial obligation" shall not include municipal securities as to which a final official statement has been provided to the MSRB consistent with the Rule.

## Availability of Information

All information and documentation filing required to be made by the District in accordance with its undertaking made for the Bonds will be made with the MSRB in electronic format in accordance with MSRB guidelines. Access to such filings will be provided, without charge to the general public, by the MSRB via the EMMA System at [www.emma.msrb.org](http://www.emma.msrb.org).

## Limitations and Amendments

The District has agreed to update information and to provide notices of specified events only as described above. The District has not agreed to provide other information that may be relevant or material to a complete presentation of its financial results of operations, condition, or prospects or agreed to update any information that is provided, except as described above. The District makes no representation or warranty concerning such information or concerning its usefulness to a decision to invest in or sell Bonds at any future date. The District disclaims any contractual or tort liability for damages resulting in whole or in part from any breach of its continuing disclosure agreement or from any statement made pursuant to its agreement, although holders of Bonds may seek a writ of mandamus to compel the District to comply with its agreement.

The District may amend its continuing disclosure agreement to adapt to changed circumstances that arise from a change in legal requirements, a change in law, or a change in the identity, nature, status, or type of operations of the District, if (i) the agreement, as amended, would have permitted an underwriter to purchase or sell Bonds in the offering described herein in compliance with Rule 15c2-12, taking into account any amendments or interpretations of Rule 15c2-12 to the date of such amendment, as well as such changed circumstances, and (ii) either (a) the holders of a majority in aggregate principal amount and maturity value of the outstanding Bonds consent to the amendment or (b) any qualified person unaffiliated with the District (such as nationally recognized bond counsel) determines that the amendment will not materially impair the interests of the registered owners of the Bonds. The District may also



amend or repeal the provisions of this continuing disclosure agreement if the SEC amends or repeals the applicable provisions of Rule 15c2-12 or a court of final jurisdiction enters judgment that such provisions of Rule 15c2-12 are invalid, but only if and to the extent that the provisions of this sentence would not prevent an underwriter from lawfully purchasing or selling Bonds in the primary offering of the Bonds. If the District so amends the agreement, it has agreed to include with the next financial information and operating data provided in accordance with its agreement described above under "Annual Reports" an explanation, in narrative form, of the reasons for the amendment and of the impact of any change in the type of financial information and operating data so provided.

### **Compliance with Prior Undertakings**

During the last five years, the District has complied in all material respects with all continuing disclosure agreements made by it in accordance with Rule 15c2-12.

### **VERIFICATION OF MATHEMATICAL COMPUTATIONS**

Public Finance Partners LLC will deliver to the District, on or before the settlement date of the Bonds, its verification report indicating that it has verified the mathematical accuracy of the mathematical computations of the adequacy of the cash and the maturing principal of and interest on the Escrow Securities, to pay, when due or upon early redemption, the principal of, interest on and related call premium requirements, if any, of the Refunded Bonds. Public Finance Partners LLC relied on the accuracy, completeness and reliability of all information provided to it by, and on all decisions and approvals of, the District. In addition, Public Finance Partners LLC has relied on any information provided to it by the District's retained advisors, consultants or legal counsel.

### **LITIGATION**

In the opinion of District officials, the District is not a party to any litigation or other proceeding pending or to their knowledge threatened, in any court, agency or other administrative body (either state or federal) which, if decided adversely to the District, would have a material adverse effect on the financial condition or operations of the District.

At the time of the initial delivery of the Bonds, the District will provide the Underwriters with a certificate to the effect that except as disclosed in the Official Statement, no litigation of any nature has been filed or is then pending challenging the issuance of the Bonds or that affects the payment and security of the Bonds or in any other manner questioning the issuance, sale or delivery of the Bonds.

### **FORWARD LOOKING STATEMENTS**

The statements contained in this Official Statement, and in any other information provided by the District, that are not purely historical, are forward-looking statements, including statements regarding the District's expectations, hopes, intentions, or strategies regarding the future. Readers should not place undue reliance on forward-looking statements. All forward looking statements included in this Official Statement are based on information available to the District on the date hereof, and the District assumes no obligation to update any such forward-looking statements. It is important to note that the District's actual results could differ materially from those in such forward-looking statements.

The forward-looking statements herein are necessarily based on various assumptions and estimates and are inherently subject to various risks and uncertainties, including risks and uncertainties relating to the possible invalidity of the underlying assumptions and estimates and possible changes or developments in social, economic, business, industry, market, legal and regulatory circumstances and conditions and actions taken or omitted to be taken by third parties, including customers, suppliers, business partners and competitors, and legislative, judicial and other governmental authorities and officials. Assumptions related to the foregoing involve judgments with respect to, among other things, future economic, competitive, and market conditions and future business decisions, all of which are difficult or impossible to predict accurately and many of which are beyond the control of the District. Any of such assumptions could be inaccurate and, therefore, there can be no assurance that the forward-looking statements included in this Official Statement would prove to be accurate.

### **UNDERWRITING**

The Underwriters have agreed, subject to certain customary conditions, to purchase the Bonds at a price equal to the initial offering prices to the public, as shown on the inside cover page hereof, less an Underwriters' discount of \$\_\_\_\_\_. The Underwriter's obligations are subject to certain conditions precedent, and the Underwriters will be obligated to purchase all of the Bonds, if any Bonds are purchased. The Bonds may be offered and sold to certain dealers and others at prices lower than such public offering prices, and such public prices may be changed, from time to time, by the Underwriters.

The Underwriters have provided the following sentence for inclusion in this Official Statement. The Underwriters have reviewed the information in this Official Statement pursuant to their respective responsibilities to investors under the federal securities laws, but the Underwriters do not guarantee the accuracy or completeness of such information.

Piper Sandler & Co., one of the underwriters of the Bonds, has entered into a distribution agreement ("Distribution Agreement") with Charles Schwab & Co., Inc. ("CS&Co") for the retail distribution of certain securities offerings including the Bonds, at the original issue prices. Pursuant to the Distribution Agreement, CS&Co. will purchase Bonds from Piper at the original issue price less a negotiated portion of the selling concession applicable to any Bonds that CS&Co. sells.

The Underwriters and their respective affiliates are full service financial institutions engaged in various activities, which may include securities trading, commercial and investment banking, financial advisory, investment management, principal investment, hedging, financing and brokerage activities. Certain of the Underwriters and their respective affiliates have, from time to time, performed, and may in the future perform, various investment banking services for the District for which they received or will receive customary fees and expenses.

In the ordinary course of their various business activities, the Underwriters and their respective affiliates may make or hold a broad array of investments and actively trade debt and equity securities (or related derivative securities) and financial instruments (which may include bank loans and/or credit default swaps) for their own account and for the accounts of their customers and may at any time hold long and short positions in such securities and instruments. Such investment and securities activities may involve securities and instruments of the District.

### **CONCLUDING STATEMENT**

No person has been authorized to give any information or to make any representations other than those contained in this Official Statement, and if given or made, such other information or representations must not be relied upon as having been authorized by the District. This Official Statement does not constitute an offer to sell or solicitation of an offer to buy in any state in which such offer or solicitation is not authorized or in which the person making such offer or solicitation is not qualified to do so or to any person to whom it is unlawful to make such offer of solicitation.

References to web site addresses presented herein are for informational purposes only and may be in the form of a hyperlink solely for the reader's convenience. Unless specified otherwise, such web sites and the information or links contained therein are not incorporated into, and are not part of, this Official Statement for purposes of, and as that term is defined in, the Rule.

The information set forth herein has been obtained from the District's records, audited financial statements and other sources which the District considers to be reliable. There is no guarantee that any of the assumptions or estimates contained herein will ever be realized. All of the summaries of the statutes, documents and the Order contained in this Official Statement are made subject to all of the provisions of such statutes, documents, and the Order. These summaries do not purport to be complete statements of such provisions and reference is made to such summarized documents for further information. Reference is made to official documents in all respects.

The Order authorized the Pricing Officer to approve the form and content of this Official Statement and any addenda, supplement or amendment thereto and authorized its further use in the re-offering of the Bonds by the Underwriters. This Official Statement will be approved by the Pricing Officer of the District for distribution in accordance with the provisions of the Rule.

/s/

---

Pricing Officer

**JACKSONVILLE INDEPENDENT SCHOOL DISTRICT**

**Schedule I - Schedule of Refunded Bonds\***

**Unlimited Tax School Building Bonds, Series 2014**

<b>Maturities Being Redeemed</b>	<b>Original CUSIP</b>	<b>Principal Amount Outstanding</b>	<b>Interest Rate</b>	<b>Principal Amount Being Refunded</b>	<b>Call Date</b>	<b>Principal Amount Unrefunded</b>
2/15/2025	469736LL4	\$ 200,000.00	3.000%	\$ 200,000.00	February 15, 2024	-
2/15/2026	469736LM2	230,000.00	4.000%	230,000.00	February 15, 2024	-
2/15/2027	469736LN0	255,000.00	4.000%	255,000.00	February 15, 2024	-
2/15/2028	469736LP5	265,000.00	4.000%	265,000.00	February 15, 2024	-
2/15/2029	469736LQ3	275,000.00	4.000%	275,000.00	February 15, 2024	-
2/15/2030	469736LR1	285,000.00	4.000%	285,000.00	February 15, 2024	-
2/15/2031	469736LS9	300,000.00	3.750%	300,000.00	February 15, 2024	-
2/15/2032	469736LT7	310,000.00	3.750%	310,000.00	February 15, 2024	-
2/15/2033	469736LU4	320,000.00	4.000%	320,000.00	February 15, 2024	-
2/15/2034	469736LV2	335,000.00	4.000%	335,000.00	February 15, 2024	-
2/15/2035	469736LW0	350,000.00	4.000%	350,000.00	February 15, 2024	-
2/15/2036	469736LX8	3,740,000.00	5.000%	3,740,000.00	February 15, 2024	-
2/15/2037	469736LY6	3,935,000.00	5.000%	3,935,000.00	February 15, 2024	-
2/15/2038	469736LZ3	4,135,000.00	5.000%	4,135,000.00	February 15, 2024	-
2/15/2039	469736MA7	4,345,000.00	5.000%	4,345,000.00	February 15, 2024	-
		<u>\$ 19,280,000.00</u>		<u>\$ 19,280,000.00</u>		<u>\$ -</u>

\*Preliminary, subject to change.

**JACKSONVILLE INDEPENDENT SCHOOL DISTRICT**  
**Unlimited Tax Refunding Bonds, Taxable Series 2021**

**Schedule II - Schedule of Accreted Values of Premium Capital Appreciation Bonds ("CABs")**  
**(Per \$5,000 Maturity Value)**

CABs Delivery Date: December 9, 2021

<u>Date</u>	Accreted Value of 2/15/2023 Maturity <u>@ %</u>	Accreted Value of 2/15/2024 Maturity <u>@ %</u>	Accreted Value of 2/15/2025 Maturity <u>@ %</u>
12/09/21	\$ -	\$ -	\$ -
02/15/22			
08/15/22			
02/15/23			
08/15/23			
02/15/24			
08/15/24			
02/15/25			

**APPENDIX A**

**FINANCIAL INFORMATION OF THE DISTRICT**

# JACKSONVILLE INDEPENDENT SCHOOL DISTRICT

## Financial Information

### ASSESSED VALUATION <sup>(1)</sup>

2021/22 Total Valuation.....		\$ 2,159,083,082
Less Exemptions & Deductions <sup>(2)</sup> :		
State Homestead Exemption	\$ 125,325,783	
State Over-65 Exemption	23,624,004	
Disabled Homestead Exemption Loss	11,595,462	
Local Option Over-65 Exemption	10,236,348	
Veterans Exemption Loss	1,757,947	
Surviving Spouse of Veteran Exemption Loss	671,012	
Surviving Spouse Killed in Action Exemption Loss	183,398	
Pollution Control Exemption Loss	296,967	
Productivity Loss	369,618,941	
Homestead Cap Loss	61,766,143	
	\$ 605,076,005	
2021/22 Certified Net Taxable Valuation .....		\$ 1,554,007,077

(1) Source: Cherokee County Appraisal District Certified Values as of September 2021. The passage of a Texas Constitutional Amendment on November 3, 2015 increased the homestead exemption from \$15,000 to \$25,000. See "AD VALOREM TAX PROCEDURES -- Residential homestead Exemptions" in the Official Statement.  
 (2) Excludes the values on which property taxes are frozen for persons 65 years of age or older and disabled taxpayers which totaled \$89,743,965 in 2020/21.

### VOTED GENERAL OBLIGATION DEBT

Unlimited Tax Bonds Outstanding		\$ 69,910,000
Less: The Refunded Bonds <sup>(1)</sup>		(19,280,000)
Plus: The Bonds <sup>(1)(2)</sup>		19,280,000
Total Unlimited Tax Bonds <sup>(1)(2)</sup>		\$ 69,910,000
Less: Interest & Sinking Fund Balance (As of August 31, 2021) <sup>(3)</sup>		(4,541,277)
Net General Obligation Debt		\$ 65,368,723

Ratio of Net G.O. Debt to Net Taxable Valuation <sup>(4)</sup> 4.21%

2022 Population Estimate <sup>(5)</sup>		24,900
Per Capita Net Taxable Valuation		\$62,410
Per Capita Net G.O. Debt		\$2,625

(1) Preliminary, subject to change.  
 (2) Excludes interest accreted on outstanding capital appreciation bonds.  
 (3) Source: Jacksonville ISD Estimate.  
 (4) The ratio of Net G.O. Debt to Net Taxable Valuation above does not include the portion of the District's outstanding debt service that is payable from any debt subsidies that may be provided by the State of Texas. The District expects to receive state funding assistance for voted bond debt service equal to approximately 17% of its debt service requirements, subject to tax effort rules and state funding program limits, for its unlimited tax debt service for the 2021/22 fiscal year. See "CURRENT PUBLIC SCHOOL FINANCE SYSTEM" in the body of the Official Statement and "DEBT SERVICE REQUIREMENTS" in this appendix and see the "Audited Financial Report Fiscal Year Ended August 31, 2020" in Appendix D for more information relative to the District's outstanding obligations.  
 (5) Source: Municipal Advisory Council of Texas.

### PROPERTY TAX RATES AND COLLECTIONS

Fiscal Year	Net		% Collections <sup>(4)</sup>	
	Taxable Valuation	Tax Rate		
			Current <sup>(5)</sup>	Total <sup>(5)</sup>
2006/07	\$ 800,871,674 <sup>(1)</sup>	\$ 1.4100 <sup>(6)</sup>	96.35%	100.35%
2007/08	878,135,062 <sup>(1)</sup>	1.1179 <sup>(6)</sup>	97.19%	101.32%
2008/09	945,982,749 <sup>(1)</sup>	1.1179	96.38%	99.40%
2009/10	937,908,890 <sup>(1)</sup>	1.1300	96.51%	99.71%
2010/11	988,621,378 <sup>(1)</sup>	1.1300	96.79%	99.93%
2011/12	1,015,061,358 <sup>(1)</sup>	1.3200	96.82%	99.48%
2012/13	1,031,379,761 <sup>(1)</sup>	1.3200	97.14%	99.62%
2013/14	1,040,952,505 <sup>(1)</sup>	1.3200	97.03%	100.03%
2014/15	1,041,272,459 <sup>(1)</sup>	1.3950	97.04%	99.32%
2015/16	1,039,564,090 <sup>(1)(3)</sup>	1.3950	96.73%	99.10%
2016/17	1,058,709,646 <sup>(1)(3)</sup>	1.3950	96.00%	100.00%
2017/18	1,102,035,325 <sup>(1)(3)</sup>	1.4650	97.11%	100.31%
2018/19	1,174,331,233 <sup>(1)(3)</sup>	1.4650	96.96%	99.31%
2019/20	1,295,857,078 <sup>(1)(3)</sup>	1.3950 <sup>(7)</sup>	96.62%	99.61%
2020/21	1,448,895,568 <sup>(1)(3)</sup>	1.3685	98.01% <sup>(8)</sup>	100.97% <sup>(8)</sup>
2021/22	1,554,007,077 <sup>(2)(3)</sup>	1.3184	(In Process of Collection)	

(1) Source: Comptroller of Public Accounts - Property Tax Division.  
 (2) Source: Cherokee County Appraisal District Certified Values as of September 2021.  
 (3) The passage of a Texas Constitutional Amendment on November 3, 2015 increased the homestead exemption from \$15,000 to \$25,000.  
 (4) Source: Jacksonville ISD Audited Financial Statements.  
 (5) Excludes penalties and interest.  
 (6) The decline in the District's Maintenance & Operation Tax from the 2006/07 fiscal year to the 2007/08 fiscal year is a function of House Bill 1 adopted by the Texas Legislature in May 2006. See "STATE AND LOCAL FUNDING OF SCHOOL DISTRICTS IN TEXAS" and "CURRENT PUBLIC SCHOOL FINANCE SYSTEM" in the Official Statement.  
 (7) The decline in the District's Maintenance & Operation Tax from the 2018/19 fiscal year to the 2019/20 fiscal year is a function of House Bill 3 adopted by the Texas Legislature in June 2019. See "CURRENT PUBLIC SCHOOL FINANCE SYSTEM"- Local Funding for School Districts" in the Official Statement.

## TAX RATE DISTRIBUTION

	2017/18	2018/19	2019/20 <sup>(1)</sup>	2020/21	2021/22
Maintenance & Operations	\$1.0400	\$1.0400	\$0.9700	\$0.9635	\$0.9234
Debt Service	\$0.4250	\$0.4250	\$0.4250	\$0.4050	\$0.3950
<b>Total Tax Rate</b>	<b>\$1.4650</b>	<b>\$1.4650</b>	<b>\$1.3950</b>	<b>\$1.3685</b>	<b>\$1.3184</b>

(1) The decline in the District's Maintenance & Operations Tax from the 2018/19 fiscal year to the 2019/20 fiscal year is a function of House Bill 3 adopted by the Texas Legislature in June 2019.

## VALUATION AND FUNDED DEBT HISTORY

Fiscal Year	Net Taxable Valuation	Bond Debt Outstanding <sup>(1)</sup>	Ratio Debt to A.V. <sup>(2)</sup>
2006/07	\$ 800,871,674	\$ 9,119,626	1.14%
2007/08	878,135,062	8,039,626	0.92%
2008/09	945,982,749	7,264,631	0.77%
2009/10	937,908,890	6,134,631	0.65%
2010/11	988,621,378	55,299,631	5.59%
2011/12	1,015,061,358	54,584,631	5.38%
2012/13	1,031,379,761	53,674,631	5.20%
2013/14	1,040,952,505	74,659,631	7.17%
2014/15	1,041,272,459	73,775,000	7.09%
2015/16	1,039,564,090	71,940,000	6.92%
2016/17	1,058,709,646	88,220,000	8.33%
2017/18	1,102,035,325	85,485,000	7.76%
2018/19	1,174,331,233	82,980,000	7.07%
2019/20	1,295,857,078	73,355,000	5.66%
2020/21	1,448,895,568	69,910,000	4.83%
2021/22	1,554,007,077 <sup>(3)</sup>	66,255,000 <sup>(4)</sup>	4.26%

(1) At Fiscal Year End.

(2) See "CURRENT PUBLIC SCHOOL FINANCE SYSTEM" in the body of the Official Statement, "DEBT SERVICE REQUIREMENTS" in this Appendix and see the "Audited Financial Report Fiscal Year Ended August 31, 2020" in Appendix D for more information.

(3) Source: Cherokee County Appraisal Districts Certified Values as of September 2021.

(4) Includes the Bonds and excludes the Refunded Bonds. Excludes the interest accreted on outstanding capital appreciation bonds. Preliminary, subject to change.

## ESTIMATED OVERLAPPING DEBT STATEMENT

Taxing Body	Amount	Percent Overlapping	Amount Overlapping
Jacksonville, City of	\$ 12,125,000	100.00%	\$ 12,125,000
Cherokee Co	-	48.56%	-
<b>Total Overlapping Debt <sup>(1)</sup></b>			<b>\$ 12,125,000</b>
Jacksonville Independent School District <sup>(2)</sup>			<u>65,368,723</u>
<b>Total Direct &amp; Overlapping Debt <sup>(2)</sup></b>			<b><u>\$ 77,493,723</u></b>
Ratio of Net Direct & Overlapping Debt to Net Taxable Valuation		4.99%	
Per Capita Direct & Overlapping Debt		\$3,112	

(1) Equals gross debt less self-supporting debt.

(2) Includes the Bonds and excludes the Refunded Bonds. Excludes the interest accreted on outstanding capital appreciation bonds. Preliminary, subject to change.

Source: Municipal Advisory Council of Texas. The District has not independently verified the accuracy or completeness of such information (except for the amounts relating to the District), and no person should rely upon such information as being accurate or complete.

**PRINCIPAL TAXPAYERS****2021/22 Top Ten Taxpayers <sup>(1)</sup>**

Name of Taxpayer	Type of Business	Taxable Value	% of Net Valuation
Oncor Electric Delivery Co LLC	Electric Utility	\$ 34,277,450	2.21%
Allegiance Healthcare Corp.	Healthcare	29,131,410	1.87%
Energy Transfer Fuel LP	Pipeline	25,392,410	1.63%
Jacksonville Hospital LLC	Hospital	24,809,170	1.60%
Union Pacific Railroad Co.	Railroad	17,028,270	1.10%
Wal-Mart Real Est Business Trust	Real Estate	11,542,420	0.74%
Axalta Coating Systems USA LLC	Industrial Manufacturing	10,976,480	0.71%
Midcoast Pipelines LP	Pipeline	9,873,640	0.64%
Teknor Color Co.	Industrial Manufacturing	7,353,621	0.47%
Suddenlink Communications	Telecommunications	7,330,730	0.47%
		<u>\$ 177,715,601</u>	<u>11.44%</u>

**2020/21 Top Ten Taxpayers <sup>(2)</sup>**

Name of Taxpayer	Type of Business	Taxable Value	% of Net Valuation
Allegiance Healthcare Corp.	Healthcare	\$ 38,126,640	2.63%
Oncor Electric Delivery Co LLC	Electric Utility	32,287,390	2.23%
Specialty Retailers TX LP	Shopping Center	30,077,990	2.08%
Energy Transfer Fuel LP	Pipeline	25,335,730	1.75%
Jacksonville Hospital LLC	Hospital	24,040,770	1.66%
Union Pacific Railroad Co.	Railroad	15,751,440	1.09%
Axalta Coating Systems USA LLC	Industrial Manufacturing	11,414,210	0.79%
Wal-Mart Real Est Business Trust	Real Estate	11,403,180	0.79%
Suddenlink Communications	Telecommunications	7,765,180	0.54%
Teknor Color Co.	Industrial Manufacturing	7,708,584	0.53%
		<u>\$ 203,911,114</u>	<u>14.07%</u>

**2019/20 Top Ten Taxpayers <sup>(2)</sup>**

Name of Taxpayer	Type of Business	Taxable Value	% of Net Valuation
Cardinal Health 200 LLC	Healthcare	\$ 41,256,070	3.18%
Specialty Retailers TX LP	Shopping Center	38,940,120	3.00%
Energy Transfer Fuel LP	Pipeline	29,191,880	2.25%
Oncor Electric Delivery Co LLC	Electric Utility	24,792,580	1.91%
Jacksonville Hospital LLC	Hospital	23,465,020	1.81%
Union Pacific Railroad Co.	Railroad	14,968,860	1.16%
Wal-Mart Real Est Business Trust	Real Estate	10,585,110	0.82%
Breitburn Operating LP	Oil & Gas	7,043,743	0.54%
Suddenlink Communications	Telecommunications	6,762,490	0.52%
Midcoast Pipelines LP	Pipeline	6,491,440	0.50%
		<u>\$ 203,497,313</u>	<u>15.70%</u>

(1) Source: Cherokee County Appraisal District.

(2) Source: Comptroller of Public Accounts - Property Tax Division.

Note: As shown in the table above, the top ten taxpayers in the District account for in excess of 11% of the District's tax base. Adverse developments in economic conditions, especially in a particular industry in which any one of these large taxpayers participates, could adversely impact these businesses and, consequently, the tax values in the District, resulting in less local tax revenue. If any major taxpayer, or a combination of top taxpayers, were to default in the payment of taxes, the ability of the District to make timely payment of debt service on the Bonds may be dependent on its ability to enforce and liquidate its tax lien, which is a time consuming process that may only occur annually. See "REGISTERED OWNERS' REMEDIES" and "AD VALOREM TAX PROCEDURES – District's Rights in the Event of Tax Delinquencies" in this Official Statement.



**CLASSIFICATION OF ASSESSED VALUATION BY USE CATEGORY**

<b>Category</b>	<b>2021/22 <sup>(1)</sup></b>	<b>% of Total</b>	<b>2020/21 <sup>(2)</sup></b>	<b>% of Total</b>	<b>2019/20 <sup>(2)</sup></b>	<b>% of Total</b>
Real, Residential, Single-Family	\$ 776,982,979	35.99%	\$ 704,582,063	36.15%	\$ 607,873,551	35.08%
Real, Residential, Multi-Family	27,126,835	1.26%	26,586,460	1.36%	23,032,710	1.33%
Real, Vacant Lots/Tracts	30,295,607	1.40%	25,808,782	1.32%	25,244,324	1.46%
Real, Qualified Land & Improvements	396,407,064	18.36%	306,015,013	15.70%	284,577,253	16.42%
Real, Non-Qualified Land Improvements	381,566,920	17.67%	329,881,011	16.92%	284,383,153	16.41%
Real, Commercial & Industrial	249,036,089	11.53%	232,520,110	11.93%	199,769,249	11.53%
Oil & Gas	6,072,718	0.28%	11,563,841	0.59%	16,129,547	0.93%
Utilities	111,452,920	5.16%	105,378,120	5.41%	99,816,470	5.76%
Tangible Personal, Commercial	64,766,900	3.00%	69,377,250	3.56%	71,514,610	4.13%
Tangible Personal, Industrial	91,449,460	4.24%	117,966,080	6.05%	104,858,160	6.05%
Tangible Personal, Mobile Homes & Other	18,687,160	0.87%	14,805,940	0.76%	11,657,508	0.67%
Tangible Personal, Residential Inventory	-	0.00%	-	0.00%	11,970	0.00%
Special Inventory	5,238,430	0.24%	4,627,110	0.24%	4,167,260	0.24%
<b>Total Appraised Value</b>	<b>\$ 2,159,083,082</b>	<b>100.00%</b>	<b>\$ 1,949,111,780</b>	<b>100.00%</b>	<b>\$ 1,733,035,765</b>	<b>100.00%</b>
<b>Less:</b>						
Homestead Cap Adjustment	\$ 61,766,143		\$ 52,649,089		\$ 12,029,154	
Productivity Loss	369,618,941		279,548,988		262,216,311	
Exemptions <sup>(3)</sup>	173,690,921		168,018,135		162,933,222	
Total Exemptions/Deductions <sup>(4)</sup>	<u>\$ 605,076,005</u>		<u>\$ 500,216,212</u>		<u>\$ 437,178,687</u>	
<b>Net Taxable Assessed Valuation</b>	<b>\$ 1,554,007,077</b>		<b>\$ 1,448,895,568</b>		<b>\$ 1,295,857,078</b>	

<b>Category</b>	<b>2018/19 <sup>(2)</sup></b>	<b>% of Total</b>	<b>2017/18 <sup>(2)</sup></b>	<b>% of Total</b>	<b>2016/17 <sup>(2)</sup></b>	<b>% of Total</b>
Real, Residential, Single-Family	\$ 564,098,081	35.57%	\$ 527,021,984	35.60%	\$ 504,227,225	35.29%
Real, Residential, Multi-Family	21,839,610	1.38%	21,328,750	1.44%	20,098,800	1.41%
Real, Vacant Lots/Tracts	23,780,812	1.50%	23,594,835	1.59%	23,407,155	1.64%
Real, Qualified Land & Improvements	265,821,287	16.76%	236,923,857	16.01%	230,144,431	16.11%
Real, Non-Qualified Land Improvements	265,324,701	16.73%	244,202,656	16.50%	234,324,079	16.40%
Real, Commercial & Industrial	182,625,865	11.51%	163,002,891	11.01%	157,093,271	10.99%
Oil & Gas	11,966,390	0.75%	12,131,080	0.82%	7,721,325	0.54%
Utilities	94,201,020	5.94%	93,512,570	6.32%	99,708,850	6.98%
Tangible Personal, Commercial	64,713,204	4.08%	61,422,920	4.15%	64,828,590	4.54%
Tangible Personal, Industrial	77,640,020	4.90%	84,331,920	5.70%	74,482,460	5.21%
Tangible Personal, Mobile Homes & Other	10,010,310	0.63%	8,674,970	0.59%	8,582,340	0.60%
Tangible Personal, Residential Inventory	61,030	0.00%	101,740	0.01%	97,540	0.01%
Special Inventory	3,942,670	0.25%	4,031,300	0.27%	4,072,370	0.29%
<b>Total Appraised Value</b>	<b>\$ 1,586,025,000</b>	<b>100.00%</b>	<b>\$ 1,480,281,473</b>	<b>100.00%</b>	<b>\$ 1,428,788,436</b>	<b>100.00%</b>
<b>Less:</b>						
Homestead Cap Adjustment	\$ 5,983,078		\$ 2,751,355		\$ 2,890,924	
Productivity Loss	243,977,515		217,615,980		211,190,294	
Exemptions <sup>(3)</sup>	161,733,174		157,878,813		155,997,572	
Total Exemptions/Deductions <sup>(4)</sup>	<u>\$ 411,693,767</u>		<u>\$ 378,246,148</u>		<u>\$ 370,078,790</u>	
<b>Net Taxable Assessed Valuation</b>	<b>\$ 1,174,331,233</b>		<b>\$ 1,102,035,325</b>		<b>\$ 1,058,709,646</b>	

(1) Source: Cherokee County Appraisal District Certified Values as of September 2021.

(2) Source: Comptroller of Public Accounts - Property Tax Division.

(3) Excludes values on which property taxes are frozen for persons 65 years of age or older and disabled taxpayers.

(4) The passage of a Texas constitutional amendment on November 3, 2015 increased the homestead exemption from \$15,000 to \$25,000.

**PRINCIPAL REPAYMENT SCHEDULE**

Fiscal Year	Outstanding	Less:	Plus:		Bonds	Percent of
Ending 8/31	Bonds <sup>(1)</sup>	Refunded	The	Total <sup>(1) (2) (3)</sup>	Unpaid	Principal
		Bonds <sup>(2)</sup>	Bonds <sup>(2) (3)</sup>		At Year End	Retired
2022	\$ 3,185,000.00	\$ -	\$ 470,000.00	\$ 3,655,000.00	\$ 66,255,000.00	5.23%
2023	3,155,000.00	-	335,000.00	3,490,000.00	62,765,000.00	10.22%
2024	3,270,000.00	-	190,000.00	3,460,000.00	59,305,000.00	15.17%
2025	3,400,000.00	200,000.00	145,000.00	3,345,000.00	55,960,000.00	19.95%
2026	3,540,000.00	230,000.00	910,000.00	4,220,000.00	51,740,000.00	25.99%
2027	3,710,000.00	255,000.00	970,000.00	4,425,000.00	47,315,000.00	32.32%
2028	3,895,000.00	265,000.00	1,015,000.00	4,645,000.00	42,670,000.00	38.96%
2029	4,090,000.00	275,000.00	1,070,000.00	4,885,000.00	37,785,000.00	45.95%
2030	4,290,000.00	285,000.00	1,125,000.00	5,130,000.00	32,655,000.00	53.29%
2031	1,580,000.00	300,000.00	865,000.00	2,145,000.00	30,510,000.00	56.36%
2032	1,645,000.00	310,000.00	895,000.00	2,230,000.00	28,280,000.00	59.55%
2033	1,710,000.00	320,000.00	920,000.00	2,310,000.00	25,970,000.00	62.85%
2034	1,785,000.00	335,000.00	945,000.00	2,395,000.00	23,575,000.00	66.28%
2035	1,860,000.00	350,000.00	975,000.00	2,485,000.00	21,090,000.00	69.83%
2036	4,435,000.00	3,740,000.00	2,015,000.00	2,710,000.00	18,380,000.00	73.71%
2037	4,665,000.00	3,935,000.00	2,080,000.00	2,810,000.00	15,570,000.00	77.73%
2038	4,900,000.00	4,135,000.00	2,145,000.00	2,910,000.00	12,660,000.00	81.89%
2039	5,155,000.00	4,345,000.00	2,210,000.00	3,020,000.00	9,640,000.00	86.21%
2040	3,055,000.00			3,055,000.00	6,585,000.00	90.58%
2041	3,210,000.00			3,210,000.00	3,375,000.00	95.17%
2042	<u>3,375,000.00</u>			<u>3,375,000.00</u>	-	100.00%
Total	<u>\$ 69,910,000.00</u>	<u>\$ 19,280,000.00</u>	<u>\$ 19,280,000.00</u>	<u>\$ 69,910,000.00</u>		

(1) Includes annual mandatory principal and sinking fund payments on the outstanding Series 2011 Qualified School Construction Bonds.  
(2) Preliminary, subject to change.  
(3) Excludes interest accreted on outstanding capital appreciation bonds.

**DEBT SERVICE REQUIREMENTS**

Fiscal Year Ending 8/31	Outstanding Debt Service <sup>(1)</sup>	Less:	Less:	Plus:			Combined Total <sup>(1) (2) (3) (4)</sup>
		Series 2011 QSCB Federal Subsidy <sup>(1)</sup>	Refunded Bonds <sup>(2)</sup>	The Bonds <sup>(2) (3)</sup>			
				Principal	Interest	Total	
2022	\$ 6,632,700.00	\$ 298,742.40	\$ 929,225.00	\$ 470,000.00	\$ 454,930.35	\$ 924,930.35	\$ 6,329,662.95
2023	6,486,225.00	298,742.40	929,225.00	335,000.00	984,446.86	1,319,446.86	6,577,704.46
2024	6,482,150.00	298,742.40	929,225.00	190,000.00	1,139,446.86	1,329,446.86	6,583,629.46
2025	6,487,125.00	298,742.40	1,126,225.00	145,000.00	1,374,446.86	1,519,446.86	6,581,604.46
2026	6,336,175.00	149,371.20	1,148,625.00	910,000.00	636,696.86	1,546,696.86	6,584,875.66
2027	6,189,150.00		1,163,925.00	970,000.00	589,696.86	1,559,696.86	6,584,921.86
2028	6,189,300.00		1,163,525.00	1,015,000.00	540,071.86	1,555,071.86	6,580,846.86
2029	6,190,175.00		1,162,725.00	1,070,000.00	487,946.86	1,557,946.86	6,585,396.86
2030	6,186,375.00		1,161,525.00	1,125,000.00	433,071.86	1,558,071.86	6,582,921.86
2031	3,340,800.00		1,165,200.00	865,000.00	383,321.86	1,248,321.86	3,423,921.86
2032	3,342,062.50		1,163,762.50	895,000.00	350,344.91	1,245,344.91	3,423,644.91
2033	3,338,675.00		1,161,550.00	920,000.00	326,961.66	1,246,961.66	3,424,086.66
2034	3,340,325.00		1,163,450.00	945,000.00	302,064.18	1,247,064.18	3,423,939.18
2035	3,338,800.00		1,164,750.00	975,000.00	275,399.31	1,250,399.31	3,424,449.31
2036	5,763,875.00		4,454,250.00	2,015,000.00	232,000.27	2,247,000.27	3,556,625.27
2037	5,766,375.00		4,457,375.00	2,080,000.00	170,726.72	2,250,726.72	3,559,726.72
2038	5,762,250.00		4,455,625.00	2,145,000.00	105,237.60	2,250,237.60	3,556,862.60
2039	5,765,875.00		4,453,625.00	2,210,000.00	35,710.84	2,245,710.84	3,557,960.84
2040	3,460,625.00						3,460,625.00
2041	3,459,000.00						3,459,000.00
2042	3,459,375.00						3,459,375.00
	<u>\$ 107,317,412.50</u>	<u>\$ 1,344,340.80</u>	<u>\$ 33,353,812.50</u>	<u>\$ 19,280,000.00</u>	<u>\$ 8,822,522.58</u>	<u>\$ 28,102,522.58</u>	<u>\$ 100,721,781.78</u>

(1) The Direct Pay Subsidy represents 94.3% of the interest cost on the Unlimited Tax Qualified School Construction Bonds, Taxable Series 2011.  
(2) Preliminary, subject to change.  
(3) Includes the accreted value of outstanding capital appreciation bonds.  
(4) Based on its wealth per student, the District expects to receive approximately \$910,000 of state financial assistance for the payment of debt service for the fiscal year 2021/22. The amount of state financial assistance for debt service, if any, may differ substantially each year depending on a variety of factors, including the amount, if any, appropriated for that purpose by the state legislature and a school district's wealth per student. See "CURRENT PUBLIC SCHOOL FINANCE SYSTEM" in the Official Statement.

**TAX ADEQUACY WITH RESPECT TO THE DISTRICT'S BONDS**

Projected Maximum Debt Service Requirement <sup>(1)</sup>	\$ 6,585,396.86
Projected State Financial Assistance for Hold Harmless of Increased Homestead Exemption <sup>(2)</sup>	<u>910,000.00</u>
Projected Net Debt Service Requirement <sup>(1) (2)</sup>	\$ 5,675,396.86
 \$0.36522 Tax Rate @ 100% Collections Produces	\$ 5,675,544.65
 2021/22 Certified Net Taxable Assessed Valuation	\$ 1,554,007,077

(1) Includes the Bonds and excludes the Refunded Bonds. Preliminary, subject to change.  
(2) The amount of state financial assistance for debt service, if any, may differ substantially each year depending on a variety of factors, including the amount, if any, appropriated for that purpose by the state legislature and a school district's wealth per student. See "CURRENT PUBLIC SCHOOL FINANCE SYSTEM" in the Official Statement.

**AUTHORIZED BUT UNISSUED BONDS**

The District does not have any authorized but unissued unlimited ad valorem tax bonds. The District may incur other financial obligations payable from its collection of taxes and other sources of revenue, including maintenance tax notes payable from its collection of maintenance taxes, public property finance contractual obligations, delinquent tax notes, and leases for various purposes payable from State appropriations and surplus maintenance taxes.

COMPARATIVE STATEMENT OF GENERAL FUND REVENUES AND EXPENDITURES <sup>(1)</sup>

	Fiscal Year Ended August 31				
	2016	2017	2018	2019	2020
<b>Beginning Fund Balance</b>	<b>\$ 10,163,424</b>	<b>\$ 10,540,841</b>	<b>\$ 10,647,305</b>	<b>\$ 10,892,383</b>	<b>\$ 13,093,842</b>
<b>Revenues:</b>					
Local and Intermediate Sources	\$ 11,032,734	\$ 11,072,933	\$ 11,728,908	\$ 12,259,935	\$ 12,539,819
State Program Revenues	28,125,304	26,768,842	28,515,301	27,862,313	33,220,550
Federal Sources & Other	616,145	781,459	759,024	1,307,889	925,781
<b>Total Revenues</b>	<b>\$ 39,774,183</b>	<b>\$ 38,623,234</b>	<b>\$ 41,003,233</b>	<b>\$ 41,430,137</b>	<b>\$ 46,686,150</b>
<b>Expenditures:</b>					
Instruction	\$ 20,709,391	\$ 21,315,699	\$ 22,366,466	\$ 22,232,368	\$ 26,165,374
Instructional Resources & Media Services	438,322	381,296	352,302	293,426	346,435
Curriculum & Instructional Staff Development	458,626	482,830	514,434	667,344	671,776
Instructional Leadership	886,946	736,628	743,705	823,528	712,031
School Leadership	2,395,416	2,522,370	2,501,136	2,633,969	2,932,293
Guidance, Counseling & Evaluation Services	1,175,987	1,212,542	1,299,548	1,382,025	1,491,185
Health Services	349,472	359,429	359,836	362,136	469,554
Student (Pupil) Transportation	1,760,024	1,727,206	1,707,823	1,641,955	2,727,088
Food Services	1,891	7,222	5,129	4,413	29,759
Cocurricular/Extracurricular Activities	1,387,152	1,461,686	1,458,320	1,476,191	1,569,839
General Administration	1,464,099	1,546,390	1,605,232	1,706,564	1,867,162
Plant Maintenance and Operations	4,186,421	4,132,989	4,216,512	4,358,580	4,602,328
Security and Monitoring Services	509,712	398,622	500,101	417,279	556,435
Data Processing Services	676,729	663,569	612,829	630,084	671,585
Community Services	12,370	17,435	39,764	23,012	19,066
Facilities Acquisition and Construction	-	270,054	376,447	168,843	1,437,737
Payments to Shared Service Agreements	15,220	15,466	15,975	16,360	32,324
Other Intergovernmental Charges	310,260	365,254	382,596	390,601	414,630
<b>Total Expenditures</b>	<b>\$ 36,738,038</b>	<b>\$ 37,616,687</b>	<b>\$ 39,058,155</b>	<b>\$ 39,228,678</b>	<b>\$ 46,716,601</b>
Excess (Deficiency) of Revenues					
over Expenditures	\$ 3,036,145	\$ 1,006,547	\$ 1,945,078	\$ 2,201,459	\$ (30,451)
<b>Other Resources and (Uses):</b>					
Sale of Real and Personal Property	\$ -	\$ 99,917	\$ -	\$ -	\$ -
Transfers Out	(2,658,728)	(1,000,000)	(1,700,000)	-	(1,000,000)
Extraordinary Item - Ins Proceeds - Hail Damage	-	-	-	-	1,079,760
<b>Total Other Resources (Uses)</b>	<b>\$ (2,658,728)</b>	<b>\$ (900,083)</b>	<b>\$ (1,700,000)</b>	<b>\$ -</b>	<b>\$ 79,760</b>
Excess (Deficiency) of					
Revenues and Other Sources					
over Expenditures and Other Uses	\$ 377,417	\$ 106,464	\$ 245,078	\$ 2,201,459	\$ 49,309
<b>Ending Fund Balance</b>	<b>\$ 10,540,841</b>	<b>\$ 10,647,305</b>	<b>\$ 10,892,383</b>	<b>\$ 13,093,842</b>	<b>\$ 13,143,151</b>

(1) See "MANAGEMENT'S DISCUSSION AND ANALYSIS" in Appendix D and "CURRENT PUBLIC SCHOOL FINANCE SYSTEM" in the Official Statement.  
(2) The District estimates the General Fund balance for fiscal year ending August 31, 2021 will be \$14,694,015.

**CHANGE IN NET ASSETS <sup>(1)</sup>**

	Fiscal Year Ended August 31				
	2016	2017	2018	2019	2020
<b>Revenues:</b>					
<b>Program Revenues:</b>					
Charges for Services	\$ 1,315,534	\$ 1,016,615	\$ 969,945	\$ 1,058,932	\$ 863,450
Operating Grants and Contributions	9,445,555	8,500,392	(218,675)	10,000,586	10,314,588
<b>General Revenues:</b>					
Property Taxes Levied for General Purposes	10,288,544	10,527,111	10,976,295	11,509,374	11,891,461
Property Taxes Levied for Debt Service	3,502,163	3,598,253	4,466,415	4,695,774	5,192,592
State Aid - Formula Grants	28,656,620	26,969,384	28,682,920	27,692,809	32,293,041
Grants and Contributions Not Restricted	893,738	1,096,261	1,054,916	1,606,127	1,123,440
Investment Earnings	119,536	286,362	715,448	811,809	495,014
Miscellaneous	241,294	417,263	361,381	588,406	58,459
Extraordinary Item - Ins Proceeds - Hail Damage	-	-	-	-	1,079,760
	<u>\$ 54,462,984</u>	<u>\$ 52,411,641</u>	<u>\$ 47,008,645</u>	<u>\$ 57,963,817</u>	<u>\$ 63,311,805</u>
<b>Expenses:</b>					
Instruction	\$ 26,684,986	\$ 26,693,871	\$ 18,388,992	\$ 29,363,002	\$ 33,860,465
Instruction Resources & Media Services	535,861	460,835	287,522	389,280	438,770
Curriculum & Staff Development	688,954	861,152	586,258	940,906	957,675
Instructional Leadership	956,860	792,114	516,776	920,274	821,313
School Leadership	2,628,399	2,729,590	1,763,504	2,940,403	3,360,274
Guidance, Counseling & Evaluation Services	1,797,115	1,830,089	1,267,926	2,172,707	2,350,405
Health Services	391,939	381,988	362,864	632,412	551,828
Student Transportation	1,827,508	1,930,897	1,574,133	2,089,577	2,305,013
Food Service	3,002,464	2,895,578	2,392,181	3,191,030	3,021,444
Cocurricular/Extracurricular Activities	1,665,763	1,873,874	1,545,136	2,065,231	1,940,942
General Administration	1,556,381	1,625,060	1,257,623	1,849,918	2,042,853
Plant Maintenance & Operations	4,602,843	4,699,528	3,885,292	4,860,326	5,255,970
Security and Monitoring Services	563,119	451,486	379,933	509,642	545,884
Data Processing Services	670,706	694,201	596,845	685,403	707,736
Community Services	29,521	33,780	60,187	50,533	43,569
Debt Service - Interest on Long-Term Debt	3,311,732	3,390,344	3,919,398	3,941,847	3,824,254
Debt Service - Bond Issuance Cost and Fees	2,325	174,308	2,325	2,325	4,825
Payments to Shared Service Agreements	15,220	15,466	15,975	16,360	32,324
Other Intergovernmental Charges	310,260	365,254	382,596	390,601	414,630
<b>Total Expenditures</b>	<u>\$ 51,241,956</u>	<u>\$ 51,899,415</u>	<u>\$ 39,185,466</u>	<u>\$ 57,011,777</u>	<u>\$ 62,480,174</u>
<b>Change in Net Assets</b>	\$ 3,221,028	\$ 512,226	\$ 7,823,179	\$ 952,040	\$ 831,631
<b>Beginning Net Assets</b>	\$ 29,715,981	\$ 32,937,009	\$ 33,449,235	\$ 13,590,729	\$ 14,542,769
<b>Prior Period Adjustment</b>	\$ -	\$ -	\$ (27,681,685) <sup>(2)</sup>	\$ -	\$ -
<b>Ending Net Assets</b>	<u>\$ 32,937,009</u>	<u>\$ 33,449,235</u>	<u>\$ 13,590,729</u>	<u>\$ 14,542,769</u>	<u>\$ 15,374,400</u>

(1) The foregoing information represents government-wide financial information provided in accordance with GASB 34, which the District adopted in the 2002 fiscal year.

(2) In fiscal year 2018, the District implemented GASB Statement No. 75, Accounting and Financial Reporting for Postemployment Benefits Other Than Pension. As a result, the beginning net position has been restated to reflect the net OPEB liability and deferred outflow of resources relating to TRS-Care contributions made after the prior measurement date.

**APPENDIX B**

**GENERAL INFORMATION REGARDING THE DISTRICT  
AND ITS ECONOMY**

## JACKSONVILLE INDEPENDENT SCHOOL DISTRICT

### General and Economic Information

Jacksonville Independent School District (the "District") is an agricultural and manufacturing area that includes the City of Jacksonville, Texas (the "City"). The City is located at the intersection of U.S. Highway 69 and 79, 26 miles south of Tyler. The District's current estimated population is approximately 24,900.

Cherokee County is an east Texas county with an economy based on agriculture and manufacturing. The county seat is Rusk.

Source: *Texas Municipal Reports for Jacksonville ISD and Cherokee County.*

### Enrollment Statistics

<u>Year Ending 8/31</u>	<u>Enrollment</u>
2009	4,887
2010	4,907
2011	4,956
2012	4,942
2013	4,893
2014	4,980
2015	4,980
2016	4,981
2017	4,953
2018	4,993
2019	4,857
2020	4,978
2021	4,668
Current	4,749

### District Staff

Teachers	339
Auxiliary Personnel	213
Teachers' Aides & Secretaries	213
Administrators (Counselors, RNs, Librarians)	39
Other	<u>86</u>
	890

### Facilities

<u>Campus</u>	<u>Grades</u>	<u>Current Enrollment</u>	<u>Capacity</u>	<u>Year Built</u>	<u>Year of Addition/ Renovation</u>
Fred Douglass Elementary	PK-4	599	700	1984	1990, 2011
East Side Elementary	PK-4	570	700	2012	NA
West Side Elementary	PK-4	369	530	2015	NA
Joe Wright Elementary	PK-4	539	700	2012	NA
Nichols Intermediate	5-6	659	811	2000	2015
Jacksonville Middle School	7-8	719	777	1979	NA
Jacksonville High School	9-12	1,271	1,413	1958	1971, 1972, 1976, 1990, 2011, 2016, 2017
Compass Center	K-12	23	60	1999	NA

**Principal Employers within the District**

<u>Name of Company</u>	<u>Type of Business</u>	<u>Number of Employees</u>
Jacksonville ISD	Education	890
Stage-Distribution Center	Warehouse/Distribution	490
Wal-Mart Super Center	Retail	330
Cardinal Healthcare	Manufacturing	330
Convergys	Customer Service/Call Center	230
Arrington Lumber	Manufacturing	230
Builder's Best	Manufacturing	200
UT Health Jacksonville	Healthcare	170
Christus Mother Francis	Healthcare	160
Federal Health Sign Co.	Healthcare	150

**Unemployment Rates**

	<u>August 2019</u>	<u>August 2020</u>	<u>August 2021</u>
Cherokee County	4.0%	7.3%	6.1%
State of Texas	3.7%	6.9%	5.3%

*Source: Texas Workforce Commission*



**APPENDIX C**

**FORM OF LEGAL OPINION OF BOND COUNSEL**

**Proposed Form of Opinion of Bond Counsel**

*An opinion in substantially the following form will be delivered by McCall, Parkhurst & Horton L.L.P., Bond Counsel, upon the delivery of the Bonds, assuming no material changes in facts or law.*

**JACKSONVILLE INDEPENDENT SCHOOL DISTRICT  
UNLIMITED TAX REFUNDING BONDS, TAXABLE SERIES 2021**

**IN THE AGGREGATE PRINCIPAL AMOUNT OF \$19,280,000**

---

**AS BOND COUNSEL** for the Jacksonville Independent School District in Tarrant County, Texas (the *Issuer*), the issuer of the Bonds described above (the *Bonds*), we have examined into the legality and validity of the Bonds, which bear interest from the dates specified in the text of the Bonds, at the rates and payable on the dates as stated in the text of the Bonds, maturing, unless redeemed prior to maturity in accordance with the terms of the Bonds, all in accordance with the terms and conditions stated in the text of the Bonds.

**WE HAVE EXAMINED** the applicable and pertinent provisions of the Constitution and laws of the State of Texas, and a transcript of certified proceedings of the Issuer, and other pertinent instruments authorizing and relating to the issuance of the Bonds, including the executed Bonds Numbered TR-1 and TCAB-1.

**BASED ON SAID EXAMINATION, IT IS OUR OPINION** that the Bonds have been authorized and issued and the Bonds delivered concurrently with this opinion have been duly delivered and that, assuming due authentication, Bonds issued in exchange therefore will have been duly delivered, in accordance with law, and that the Bonds, except as may be limited by laws applicable to the Issuer relating to principles of sovereign immunity, bankruptcy, reorganization and other similar matters affecting creditors' rights generally, and by general principles of equity which permit the exercise of judicial discretion, constitute valid and legally binding obligations of the Issuer, and ad valorem taxes sufficient to provide for the payment of the interest on and principal of the Bonds have been levied and pledged for such purpose, without limit as to rate or amount.

**WE EXPRESS NO OPINION** as to any federal, state or local tax consequences of acquiring, carrying, owning or disposing of the Bonds.

**WE EXPRESS NO OPINION** as to any insurance policies issued with respect to the payments due for the principal of and interest on the Bonds, nor as to any such insurance policies issued in the future.



**OUR SOLE ENGAGEMENT** in connection with the issuance of the Bonds is as Bond Counsel for the Issuer, and, in that capacity, we have been engaged by the Issuer for the sole purpose of rendering our opinions with respect to the legality and validity of the Bonds under the Constitution and laws of the State of Texas, and for no other reason or purpose. The foregoing opinions represent our legal judgment based upon a review of existing legal authorities that we deem relevant to render such opinions and are not a guarantee of a result. We have not been requested to investigate or verify, and have not independently investigated or verified, any records, data, or other material relating to the financial condition or capabilities of the Issuer, or the disclosure thereof in connection with the sale of the Bonds, and have not assumed any responsibility with respect thereto. We express no opinion and make no comment with respect to the marketability of the Bonds and have relied solely on certificates executed by officials of the Issuer as to the current outstanding indebtedness of, and assessed valuation of taxable property within the Issuer. Our role in connection with the Issuer's Official Statement prepared for use in connection with the sale of the Bonds has been limited as described therein.

Respectfully,

**APPENDIX D**

**AUDITED FINANCIAL REPORT  
FISCAL YEAR ENDED AUGUST 31, 2020**

**JACKSONVILLE INDEPENDENT SCHOOL DISTRICT**

**ANNUAL FINANCIAL REPORT FOR THE YEAR ENDED**

**AUGUST 31, 2020**

THIS PAGE LEFT BLANK INTENTIONALLY

JACKSONVILLE INDEPENDENT SCHOOL DISTRICT  
ANNUAL FINANCIAL REPORT  
FOR THE YEAR ENDED AUGUST 31, 2020

TABLE OF CONTENTS

<u>Exhibit</u>	<u>Page</u>
CERTIFICATE OF BOARD	3
Independent Auditors' Report	6
Management's Discussion and Analysis	9
<b><u>Basic Financial Statements</u></b>	
Government Wide Statements:	
A-1 Statement of Net Position	19
B-1 Statement of Activities	21
Governmental Fund Financial Statements:	
C-1 Balance Sheet	22
C-2 Reconciliation for C-1	25
C-3 Statement of Revenues, Expenditures, and Changes in Fund Balance	26
C-4 Reconciliation for C-3	28
C-5 Budgetary Comparison Schedule - General Fund	29
Proprietary Fund Financial Statements:	
D-1 Statement of Net Position	30
D-2 Statement of Revenues, Expenses, and Changes in Fund Net Position	31
D-3 Statement of Cash Flows	32
Fiduciary Fund Financial Statements:	
E-1 Statement of Fiduciary Net Position	33
E-2 Statement of Changes in Fiduciary Net Position	34
Notes to the Financial Statements	35
<b><u>Required Supplementary Information</u></b>	
G-1 Schedule of the District's Proportionate Share of the Net Pension Liability - Teacher Retirement System of Texas	62
G-2 Schedule of District Contributions for Pensions - Teacher Retirement System of Texas	64
G-3 Schedule of the District's Proportionate Share of the Net OPEB Liability - Teacher Retirement System of Texas	66
G-4 Schedule of District Contributions for Other Post-Employment Benefits (OPEB)- Teacher Retirement System of Texas	67
Notes to Required Supplementary Information	68
<b><u>Combining Schedules</u></b>	
Nonmajor Governmental Funds:	
H-1 Combining Balance Sheet	72
H-2 Combining Statement of Revenues, Expenditures, and Changes in Fund Balances	76
Internal Service Funds:	
H-3 Combining Statement of Net Position	80
H-4 Combining Statement of Revenues, Expenses, and Changes in Fund Net Position	81
H-5 Combining Statement of Cash Flows	82
Agency Funds:	
H-6 Combining Statement of Changes in Assets and Liabilities	83
Private Purpose Trust Funds:	
H-7 Combining Statement of Net Position	84
H-8 Combining Statement of Revenues, Expenses, and Changes in Fund Net Position	85

TABLE OF CONTENTS (CONTINUED)

<u>Exhibit</u>		<u>Page</u>
	<b><u>TEA Required Schedules</u></b>	
J-1	Schedule of Delinquent Taxes	88
J-2	Fund Balance and Cash Flow Calculation Worksheet	90
J-3	Budgetary Comparison Schedule - Child Nutrition Fund	91
J-4	Budgetary Comparison Schedule - Debt Service Fund	92
	<b><u>Federal Awards Section</u></b>	
	Independent Auditor's Report on Internal Control Over Financial Reporting and on Compliance and Other Matters Based on an Audit of Financial Statements Performed in Accordance with <i>Government Auditing Standards</i>	94
	Independent Auditor's Report on Compliance with Requirements Applicable to Each Major Program and Internal Control over Compliance in Accordance with the Uniform Guidance	96
	Schedule of Findings and Questioned Costs	98
K-1	Schedule of Expenditures of Federal Awards	99
	Notes to Schedule of Expenditures of Federal Awards	100




CERTIFICATE OF BOARD

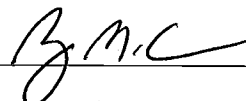
Jacksonville Independent School District  
Name of School District

Cherokee  
County

037904  
Co.-Dist. Number

We, the undersigned, certify that the attached annual financial reports of the above-named school district were reviewed and (check one)  approved  disapproved for the year ended August 31, 2020, at a meeting of the Board of Trustees of such school district on the 7th day of January, 2021.

  
\_\_\_\_\_  
Signature of Board Secretary

  
\_\_\_\_\_  
Signature of Board President

If the Board of Trustees disapproved of the auditors' report, the reason(s) for disapproving it is (are):  
(attach list as necessary)

THIS PAGE LEFT BLANK INTENTIONALLY

## FINANCIAL SECTION

# Rachael Payne, CPA, PLLC

## Certified Public Accountant

707 University Drive  
Carthage, Texas 75633

Member of  
American Institute of Certified Public Accountants  
Texas Society of Certified Public Accountants

Telephone: (903) 693-8522  
Fax: (903) 693-8567  
Email: rachael@robwilcpa.com

### INDEPENDENT AUDITOR'S REPORT

To the Board of Trustees  
Jacksonville Independent School District  
Jacksonville, Texas 75766

#### **Report on the Financial Statements**

I have audited the accompanying financial statements of the governmental activities, each major fund, and the aggregate remaining fund information of Jacksonville Independent School District (the District) as of and for the year ended August 31, 2020, and the related notes to the financial statements, which collectively comprise the District's basic financial statements as listed in the table of contents.

#### **Management's Responsibility for the Financial Statements**

Management is responsible for the preparation and fair presentation of these financial statements in accordance with accounting principles generally accepted in the United States of America; this includes the design, implementation, and maintenance of internal control relevant to the preparation and fair presentation of financial statements that are free from material misstatement, whether due to fraud or error.

#### **Auditor's Responsibility**

My responsibility is to express opinions on these financial statements based on my audit. I conducted my audit in accordance with auditing standards generally accepted in the United States of America and the standards applicable to financial audits contained in *Government Auditing Standards*, issued by the Comptroller General of the United States. Those standards require that I plan and perform the audit to obtain reasonable assurance about whether the financial statements are free of material misstatement.

An audit involves performing procedures to obtain audit evidence about the amounts and disclosures in the financial statements. The procedures selected depend on the auditor's judgment, including the assessment of the risks of material misstatement of the financial statements, whether due to fraud or error. In making those risk assessments, the auditor considers internal control relevant to the entity's preparation and fair presentation of the financial statements in order to design audit procedures that are appropriate in the circumstances, but not for the purpose of expressing an opinion on the effectiveness of the entity's internal control. Accordingly, I express no such opinion. An audit also includes evaluating the appropriateness of the accounting policies used and the reasonableness of significant accounting estimates made by management, as well as evaluating the overall presentation of the financial statements.

I believe that the audit evidence I have obtained is sufficient and appropriate to provide a basis for my audit opinions.

#### **Opinions**

In my opinion, the financial statements referred to above present fairly, in all material respects, the respective financial position of the governmental activities, each major fund, and the aggregate remaining fund information of Jacksonville Independent School District as of August 31, 2020, the respective changes in financial position and, where applicable, cash flows thereof, and the respective budgetary comparison for the General Fund for the year then ended in accordance with accounting principles generally accepted in the United States of America.

## Other Matters

### *Required Supplementary Information*

Accounting principles generally accepted in the United States of America require that management's discussion and analysis on pages 9 through 16, Schedule of the District's Proportionate Share of the Net Pension Liability – Teacher Retirement System of Texas on page 62, Schedule of District Contributions for Pensions – Teacher Retirement System of Texas on page 64, Schedule of the District's Proportionate Share of the Net OPEB Liability – Teacher Retirement System of Texas on page 66, and Schedule of District Contributions for Other Post-Employment Benefits – Teacher Retirement System of Texas on page 67, be presented to supplement the basic financial statements. Such information, although not a required part of the basic financial statements, is required by the Governmental Accounting Standards Board, who considers it to be an essential part of financial reporting for placing the basic financial statements in an appropriate operational, economic, or historical context. I have applied certain limited procedures to the required supplementary information in accordance with auditing standards generally accepted in the United States of America, which consisted of inquiries of management about the methods of preparing the information and comparing the information for consistency with management's responses to my inquiries, the basic financial statements, and other knowledge I obtained during my audit of the basic financial statements. I do not express an opinion or provide any assurance on the information because the limited procedures do not provide me with sufficient evidence to express an opinion or provide any assurance.

### *Other Information*

My audit was conducted for the purpose of forming opinions on the financial statements that collectively comprise Jacksonville Independent School District's basic financial statements. The combining and individual non-major fund financial statements are presented for purposes of additional analysis and are not a required part of the basic financial statements. The schedule of expenditures of federal awards is presented for purposes of additional analysis as required by Title 2 U.S. *Code of Federal Regulations* Part 200, *Uniform Administrative Requirements, Cost Principles, and Audit Requirements of Federal Awards*, and is also not a required part of the basic financial statements.

The combining and individual non-major fund financial statements and the schedule of expenditures of federal awards are the responsibility of management and were derived from and relate directly to the underlying accounting and other records used to prepare the financial statements. Such information has been subjected to the auditing procedures applied in the audit of the basic financial statements and certain additional procedures, including comparing and reconciling such information directly to the underlying accounting and other records used to prepare the basic financial statements or to the basic financial statements themselves, and other additional procedures in accordance with auditing standards generally accepted in the United States of America. In my opinion, the combining and individual non-major fund financial statements and the schedule of expenditures of federal awards are fairly stated in all material respects in relation to the financial statements as a whole.

The Texas Education Agency requires school districts to include certain information in the Annual Financial and Compliance Report in conformity with laws and regulations of the State of Texas. This information is in Exhibits identified in the Table of Contents as J-1 through J-4. Except for Exhibit J-2 (Cash Flow and the Optimum Fund Balance Calculation Schedule) which is marked **UNAUDITED** and on which I express no opinion, these schedules have been subjected to the auditing procedures applied in the audit of the basic financial statements and, in my opinion, are fairly stated, in all material respects, in relation to the basic financial statements taken as a whole.

### **Other Reporting Required by *Government Auditing Standards***

In accordance with *Government Auditing Standards*, I have also issued my report dated December 30, 2020, on my consideration of the District's internal control over financial reporting and on my tests of its compliance with certain provisions of laws, regulations, contracts, and grant agreements and other matters. The purpose of that report is solely to describe the scope of my testing of internal control over financial reporting and compliance and the results of that testing, and not to provide an opinion on the effectiveness of Jacksonville Independent School District's internal control over financial reporting or on compliance. That report is an integral part of an audit performed in accordance with *Governmental Auditing Standards* in considering the District's internal control over financial reporting and compliance.

*Rachael Payne*

Rachael Payne, CPA, PLLC  
Carthage, Texas  
December 30, 2020

THIS PAGE LEFT BLANK INTENTIONALLY

## MANAGEMENT'S DISCUSSION AND ANALYSIS

In this section of the Annual Financial and Compliance Report, we, the managers of Jacksonville Independent School District, discuss and analyze the District's financial performance for the fiscal year ended August 31, 2020. Please read it in conjunction with the independent auditor's report on page 6, and the District's basic financial statements which begin on page 19.

### FINANCIAL HIGHLIGHTS

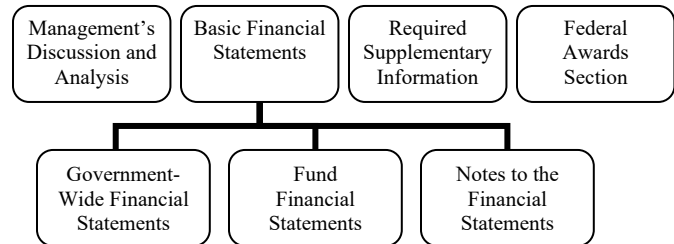
- The assets of the District exceeded its liabilities at the close of the most recent period by \$15,374,400 (net position).
- As of the close of the current fiscal year, the District's governmental funds reported combined ending fund balances of \$26,201,650. Approximately 37 percent of this total amount, \$9,773,151, represents unassigned fund balance in the general fund, which is available for spending at the District's discretion or 21 percent of the total general fund expenditures.
- At the end of the current fiscal year, fund balance for the Capital Projects Fund was \$5,147,510.

### USING THIS ANNUAL REPORT

This discussion and analysis are intended to serve as an introduction to the District's basic financial statements. The District's annual report presented includes four sections, consisting of the following:

- 1) Management's Discussion and Analysis
- 2) Basic Financial Statements
- 3) Required Supplementary Information
- 4) Federal Awards Section

Components of the Annual Report



The government-wide financial statements include the Statement of Net Position and the Statement of Activities (on pages 19 and 21). These provide information about the activities of the District as a whole and present a longer-term view of the District's property and debt obligations and other financial matters. They reflect the flow of total economic resources in a manner similar to the financial reports of a business enterprise.

Fund financial statements (starting on page 22) report the District's operations in more detail than the government-wide statements by providing information about the District's most significant funds. For governmental activities, these statements tell how services were financed in the short term as well as what resources remain for future spending. They reflect the flow of current financial resources, and supply the basis for tax levies and the appropriations budget. For proprietary activities, fund financial statements tell how goods or services of the District were sold to departments within the District or to external customers and how the sales revenues covered the expenses of the goods or services.

The remaining statements, fiduciary statements, provide financial information about activities for which the District acts solely as a trustee or agent for the benefit of those outside of the district.

The notes to the financial statements (starting on page 35) provide narrative explanations or additional data needed for full disclosure in the government-wide statements or the fund financial statements.

The combining statements for non-major funds contain even more information about the District's individual funds. These are not required by TEA. The sections labeled TEA Required Schedules and Federal Awards Section contain data used by monitoring or regulatory agencies for assurance that the District is using funds supplied in compliance with the terms of grants.

## **Reporting the District as a Whole**

### ***The Statement of Net Position and the Statement of Activities***

The analysis of the District's overall financial condition and operations begins on page 19. Its primary purpose is to show whether the District is better off or worse off as a result of the year's activities. The Statement of Net Position includes all the District's assets, liabilities and deferred inflows/outflows or resources at the end of the year while the Statement of Activities includes all the revenues and expenses generated by the District's operations during the year. These apply the accrual basis of accounting which is the basis used by private sector companies.

All of the current year's revenues and expenses are taken into account regardless of when cash is received or paid. The District's revenues are divided into those provided by outside parties who share the costs of some programs, such as tuition received from students from outside the district and grants provided by the U.S. Department of Education to assist children with disabilities or from disadvantaged backgrounds (program revenues), and revenues provided by the taxpayers or by TEA in equalization funding processes (general revenues). All the District's assets are reported whether they serve the current year or future years. Liabilities are considered regardless of whether they must be paid in the current or future years.

These two statements report the District's net position and changes in net position. The District's net position (the difference between assets and deferred outflows of resources and liabilities and deferred inflows of resources) provide one measure of the District's financial health, or financial position. Over time, increases or decreases in the District's net position are one indicator of whether its financial health is improving or deteriorating. To fully assess the overall health of the District, however, you should consider non-financial factors as well, such as changes in the District's average daily attendance or its property tax base and the condition of the District's facilities.

In the Statement of Net Position and the Statement of Activities, the District has:

- Governmental activities—Most of the District's basic services are reported here, including the instruction, counseling, co-curricular activities, food services, transportation, maintenance, community services, and general administration. Property taxes, tuition, fees, and state and federal grants finance most of these activities.



## **Reporting the District's Most Significant Funds**

### ***Fund Financial Statements***

The fund financial statements begin on page 22 and provide detailed information about the most significant funds—not the District as a whole. Laws and contracts require the District to establish some funds, such as grants received under the No Child Left Behind Act from the U.S. Department of Education. The District's administration establishes many other funds to help it control and manage money for particular purposes (like campus activities). The District's two kinds of funds—governmental and proprietary—use different accounting approaches.

- Governmental funds—Most of the District's basic services are reported in governmental funds. These use modified accrual accounting (a method that measures the receipt and disbursement of cash and all other financial assets that can be readily converted to cash) and report balances that are available for future spending. The governmental fund statements provide a detailed short-term view of the District's general operations and the basic services it provides. We describe the differences between governmental activities (reported in the Statement of Net Position and the Statement of Activities) and governmental funds in reconciliation schedules following each of the fund financial statements.
- Proprietary funds—The District reports the activities for which it charges users (whether outside customers or other units of the District) in proprietary funds using the same accounting methods employed in the Statement of Net Position and the Statement of Activities. In fact, the District's internal service funds (one category of proprietary funds) report activities that provide supplies and services for the District's other programs and activities—such as the District's self-insurance programs and warehouse.

### **The District as Trustee**

#### ***Reporting the District's Fiduciary Responsibilities***

The District is the trustee, or fiduciary, for money raised by student activities and alumnae scholarship programs. All of the District's fiduciary activities are reported in separate Statements of Fiduciary Net Position and Changes in Fiduciary Net Position on pages 33 and 34. We exclude these resources from the District's other financial statements because the District cannot use these assets to finance its operations. The District is only responsible for ensuring that the assets reported in these funds are used for their intended purposes.

## **GOVERNMENT-WIDE FINANCIAL ANALYSIS**

The District has presented net position measurements as required by generally accepted accounting principles. Our analysis of comparative balances and changes therein for the current year's operations presents both current and prior year data and discusses significant changes in accounts. Our analysis focuses on the net position (Table I) and changes in net position (Table II) of the District's governmental activities.

Net position of the District's governmental activities increased from \$14,542,769 to \$15,374,400. Unrestricted net position – the part of net position that can be used to finance day-to-day operations without constraints established by debt covenants, enabling legislation, or other legal requirements – was \$(20,862,081) at August 31, 2020. This increase in governmental net position was the result of the District's revenues exceeding expenditures by about \$832 thousand as shown in Table II on page 13.

**Table I**  
**Jacksonville Independent School District**

**NET POSITION**

	2020	2019
Current and other assets	\$ 31,663,335	\$ 29,486,860
Capital assets	107,555,602	108,631,071
Total assets	139,218,937	138,117,931
 Deferred Outflows of Resources	 9,514,956	 10,370,178
Long-term liabilities	119,134,558	123,442,622
Other liabilities	3,958,717	3,690,409
Total liabilities	123,093,275	127,133,031
 Deferred Inflows of Resources	 10,266,218	 6,812,309
 Net Position:		
Invested in capital assets net of related debt	19,807,982	18,777,022
Restricted	16,428,499	14,907,215
Unrestricted	(20,862,081)	(19,141,468)
Total net position	\$ 15,374,400	\$ 14,542,769

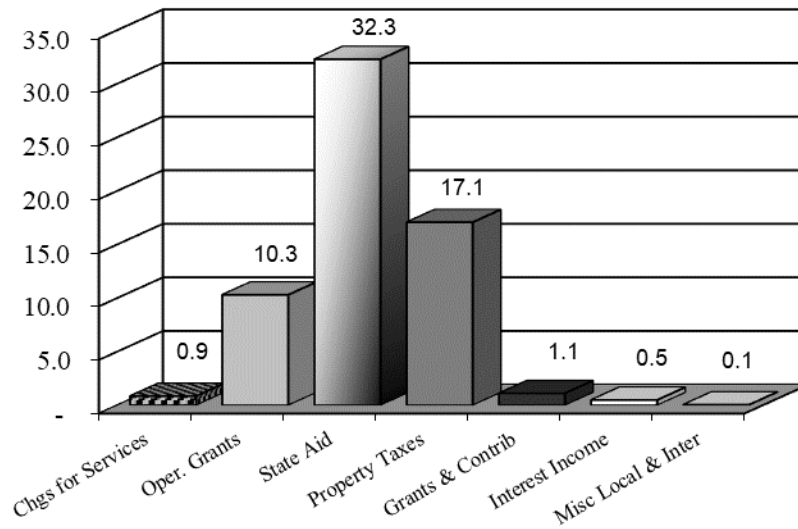
**Table II**  
**Jacksonville Independent School District**

**CHANGES IN NET POSITION**

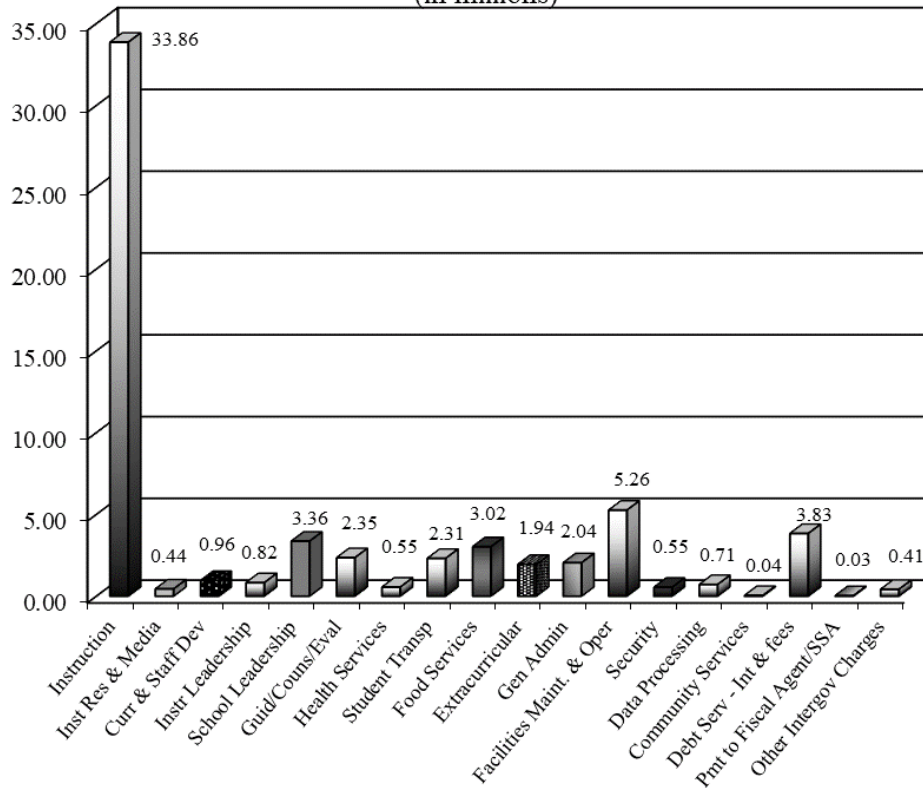
	Governmental Activities	
	2020	2019
Revenues:		
Program Revenues:		
Charges for services	\$ 863,450	\$ 1,058,932
Operating grants and contributions	10,314,588	10,000,586
General Revenues:		
Maintenance and operations taxes	11,891,461	11,509,374
Debt service taxes	5,192,592	4,695,774
State aid - formula grants	32,293,041	27,692,809
Grants & contributions not restricted	1,123,440	1,606,127
Investment earnings	495,014	811,809
Miscellaneous	58,459	588,406
Extraordinary Item – Ins Proceeds - Hail Damage	1,079,760	-
Total Revenues & Extraordinary Items	63,311,805	57,963,817
Expenses:		
Instruction	33,860,465	29,363,002
Instructional resources & media sources	438,770	389,280
Curriculum & staff development	957,675	940,906
Instructional leadership	821,313	920,274
School leadership	3,360,274	2,940,403
Guidance, counseling & evaluation services	2,350,405	2,172,707
Health services	551,828	632,412
Student (pupil) transportation	2,305,013	2,089,577
Food services	3,021,444	3,191,030
Extracurricular activities	1,940,942	2,065,231
General administration	2,042,853	1,849,918
Facilities maintenance & operations	5,255,970	4,860,326
Security and monitoring services	545,884	509,642
Data processing services	707,736	685,403
Community services	43,569	50,533
Debt service – Interest on long term debt	3,824,254	3,941,847
Debt service – Bond Issuance costs & fees	4,825	2,325
Payments related to Shared Service Arrangements	32,324	16,360
Other Intergovernmental charges	414,630	390,601
Total Expenses	62,480,174	57,011,777
Increase in net position	831,631	952,040
Net position - Beginning	14,542,769	13,590,729
Net position - Ending	\$ 15,374,400	\$ 14,542,769

The cost of all governmental activities this year was \$62.5 million. However, as shown in the Statement of Activities on page 21, the amount that our taxpayers ultimately financed for these activities through District taxes was only \$17.1 million because some of the costs were paid by those who directly benefited from the programs (\$0.9 million) or by State equalization funding (\$32.3 million).

**Revenue By Source**  
(in millions)



**Program Expenses - Government Wide**  
(in millions)



## THE DISTRICT'S FUNDS

As the District completed the year, its governmental funds (as presented in the balance sheet on page 22 - 23) reported a combined fund balance of \$26.2 million, which is an increase of \$1.7 million over last year's total of \$24.5 million. Included in this year's total change in fund balance are an increase of \$49 thousand in the District's General Fund, an increase of \$1.0 million in the District's Debt Service Fund, and an increase of \$921 thousand in the District's Capital Projects Fund.

Over the course of the year, the Board of Trustees revised the District's budget several times. These budget amendments fall into two categories. The first category includes amendments to appropriate additional funds earned. The second category involved amendments moving funds from programs that did not need all the resources originally appropriated to them to programs with resource needs.

## CAPITAL ASSET AND DEBT ADMINISTRATION

### Capital Assets

At the end of 2020, the District had \$152 million invested in a broad range of capital assets, including facilities and equipment for instruction, transportation, athletics, administration, and maintenance. This amount represents an increase of just under \$3.1 million, or 2 percent, over last year.

This year's major additions included:

Construction in progress- JHS Roof Repairs	\$	968,451
Construction in progress- NI Roof Repairs		469,286
Construction in progress- JMS Weight Room		83,790
Bus purchases		1,181,455
Other vehicles		78,289
Auditorium chairs		123,789
NI Energy Management System		103,931
Other equipment		109,071
		<hr/>
Totaling	\$	3,118,062

More detailed information about the District's capital assets is presented in Note E to the financial statements.

### Debt

At year-end, the District had \$87.6 million in bonds and notes outstanding versus \$89.7 million last year. Other obligations include accrued sick leave, the District's proportionate share of the net pension liability associated with the TRS pension plan, and the District's proportionate share of the net OPEB liability associated with the TRS-Care plan. More detailed information about the District's long-term liabilities is presented in Note O to the financial statements.

## **ECONOMIC FACTORS AND NEXT YEAR'S BUDGETS AND RATES**

The District's elected and appointed officials considered many factors when setting the fiscal year 2021 budget and tax rates. These factors included, but were not limited to, the COVID-19 pandemic, state foundation school program formula, property values, student growth trends, staff ratio analysis, and anticipated needs.

These factors were taken into account when adopting a balanced 2021 General Fund budget of \$46 million, a decrease of 4 percent from the final 2020 budget. Payroll costs account for 83 percent of the 2021 General Fund budget, which dictates careful analysis and planning of staffing and payroll costs.

If these estimates are realized, the District's budgetary General Fund balance will remain unchanged by the close of 2021. As always, the District plans to monitor enrollment figures and tax collections and will implement spending cuts if significant decreases occur in either.

## **CONTACTING THE DISTRICT'S FINANCIAL MANAGEMENT**

This financial report is designed to provide our citizens, taxpayers, customers, and investors and creditors with a general overview of the District's finances and to show the District's accountability for the money it receives. If you have questions about this report or need additional financial information, contact the District's business office, at Jacksonville Independent School District, P.O. Box 631, Jacksonville, Texas, 75766.

## BASIC FINANCIAL STATEMENTS

THIS PAGE LEFT BLANK INTENTIONALLY



JACKSONVILLE ISD  
STATEMENT OF NET POSITION  
AUGUST 31, 2020

EXHIBIT A-1

Data Control Codes	Primary Government
	Governmental Activities
<b>ASSETS</b>	
1110 Cash and Cash Equivalents	\$ 27,536,425
1220 Property Taxes - Delinquent	1,457,950
1230 Allowance for Uncollectible Taxes	(391,748)
1240 Due from Other Governments	2,821,379
1250 Accrued Interest	270
1290 Other Receivables, Net	31,666
1300 Inventories	207,393
Capital Assets:	
1510 Land	10,710,627
1520 Buildings, Net	91,195,303
1530 Furniture and Equipment, Net	4,128,145
1580 Construction in Progress	1,521,527
1000 Total Assets	139,218,937
<b>DEFERRED OUTFLOWS OF RESOURCES</b>	
1705 Deferred Outflow Related to TRS Pension	6,555,072
1706 Deferred Outflow Related to TRS OPEB	2,959,884
1700 Total Deferred Outflows of Resources	9,514,956
<b>LIABILITIES</b>	
2110 Accounts Payable	650,362
2150 Payroll Deductions and Withholdings	336,220
2160 Accrued Wages Payable	2,250,858
2180 Due to Other Governments	272,812
2200 Accrued Expenses	419,345
2300 Unearned Revenue	29,120
Noncurrent Liabilities:	
2501 Due Within One Year	1,970,000
2502 Due in More Than One Year	85,952,256
2540 Net Pension Liability (District's Share)	13,440,725
2545 Net OPEB Liability (District's Share)	17,771,577
2000 Total Liabilities	123,093,275
<b>DEFERRED INFLOWS OF RESOURCES</b>	
2605 Deferred Inflow Related to TRS Pension	2,365,155
2606 Deferred Inflow Related to TRS OPEB	7,901,063
2600 Total Deferred Inflows of Resources	10,266,218
<b>NET POSITION</b>	
3200 Net Investment in Capital Assets	19,807,982
3820 Restricted for Federal and State Programs	410,899
3850 Restricted for Debt Service	5,341,461
3860 Restricted for Capital Projects	8,825,494
3870 Restricted for Campus Activities	277,640
3890 Restricted for Other Purposes	1,573,005
3900 Unrestricted	(20,862,081)
3000 Total Net Position	\$ 15,374,400

The notes to the financial statements are an integral part of this statement.

THIS PAGE LEFT BLANK INTENTIONALLY

JACKSONVILLE ISD  
STATEMENT OF ACTIVITIES  
FOR THE YEAR ENDED AUGUST 31, 2020

Data Control Codes	1	Program Revenues		6
		3	4	
	Expenses	Charges for Services	Operating Grants and Contributions	Net (Expense) Revenue and Changes in Net Position Primary Gov. Governmental Activities
<b>Primary Government:</b>				
GOVERNMENTAL ACTIVITIES:				
11 Instruction	\$ 33,860,465	\$ 452,312	\$ 5,899,105	\$ (27,509,048)
12 Instructional Resources and Media Services	438,770	-	36,023	(402,747)
13 Curriculum and Instructional Staff Development	957,675	-	232,951	(724,724)
21 Instructional Leadership	821,313	-	73,522	(747,791)
23 School Leadership	3,360,274	-	303,479	(3,056,795)
31 Guidance, Counseling, and Evaluation Services	2,350,405	-	678,301	(1,672,104)
33 Health Services	551,828	-	102,724	(449,104)
34 Student (Pupil) Transportation	2,305,013	-	161,909	(2,143,104)
35 Food Services	3,021,444	198,408	2,164,311	(658,725)
36 Extracurricular Activities	1,940,942	187,718	86,195	(1,667,029)
41 General Administration	2,042,853	25,012	135,461	(1,882,380)
51 Facilities Maintenance and Operations	5,255,970	-	336,912	(4,919,058)
52 Security and Monitoring Services	545,884	-	42,570	(503,314)
53 Data Processing Services	707,736	-	36,721	(671,015)
61 Community Services	43,569	-	24,404	(19,165)
72 Debt Service - Interest on Long-Term Debt	3,824,254	-	-	(3,824,254)
73 Debt Service - Bond Issuance Cost and Fees	4,825	-	-	(4,825)
93 Payments Related to Shared Services Arrangements	32,324	-	-	(32,324)
99 Other Intergovernmental Charges	414,630	-	-	(414,630)
[TP] TOTAL PRIMARY GOVERNMENT:	\$ 62,480,174	\$ 863,450	\$ 10,314,588	(51,302,136)

Data Control Codes	General Revenues:	
	Taxes:	
MT	Property Taxes, Levied for General Purposes	11,891,461
DT	Property Taxes, Levied for Debt Service	5,192,592
SF	State Aid - Formula Grants	32,293,041
GC	Grants and Contributions not Restricted	1,123,440
IE	Investment Earnings	495,014
MI	Miscellaneous Local and Intermediate Revenue	58,459
E1	Extraordinary Item - Ins Proceeds - Hail Damage	1,079,760
TR	Total General Revenues & Extraordinary Items	52,133,767
CN	Change in Net Position	831,631
NB	Net Position - Beginning	14,542,769
NE	Net Position - Ending	\$ 15,374,400

The notes to the financial statements are an integral part of this statement.

JACKSONVILLE ISD  
BALANCE SHEET  
GOVERNMENTAL FUNDS  
AUGUST 31, 2020

Data Control Codes	10 General Fund	50 Debt Service Fund	60 Capital Projects
<b>ASSETS</b>			
1110 Cash and Cash Equivalents	\$ 13,376,232	\$ 5,597,360	\$ 5,147,510
1220 Property Taxes - Delinquent	1,055,594	402,356	-
1230 Allowance for Uncollectible Taxes	(297,307)	(94,441)	-
1240 Due from Other Governments	1,792,071	16,913	-
1250 Accrued Interest	270	-	-
1260 Due from Other Funds	916,368	-	-
1290 Other Receivables	3,501	-	-
1300 Inventories	22,864	-	-
1000 Total Assets	<u>\$ 16,869,593</u>	<u>\$ 5,922,188</u>	<u>\$ 5,147,510</u>
<b>LIABILITIES</b>			
2110 Accounts Payable	\$ 608,095	\$ -	\$ -
2150 Payroll Deductions and Withholdings Payable	336,220	-	-
2160 Accrued Wages Payable	2,023,840	-	-
2170 Due to Other Funds	-	-	-
2180 Due to Other Governments	-	272,812	-
2300 Unearned Revenue	-	-	-
2000 Total Liabilities	<u>2,968,155</u>	<u>272,812</u>	<u>-</u>
<b>DEFERRED INFLOWS OF RESOURCES</b>			
2601 Unavailable Revenue - Property Taxes	758,287	307,915	-
2600 Total Deferred Inflows of Resources	<u>758,287</u>	<u>307,915</u>	<u>-</u>
<b>FUND BALANCES</b>			
Restricted Fund Balance:			
3450 Federal or State Funds Grant Restriction	-	-	-
3470 Capital Acquisition and Contractual Obligation	-	-	-
3480 Retirement of Long-Term Debt	-	5,341,461	-
Committed Fund Balance:			
3545 Other Committed Fund Balance	-	-	-
Assigned Fund Balance:			
3550 Construction	2,000,000	-	5,147,510
3570 Capital Expenditures for Equipment	1,170,000	-	-
3590 Other Assigned Fund Balance	200,000	-	-
3600 Unassigned Fund Balance	9,773,151	-	-
3000 Total Fund Balances	<u>13,143,151</u>	<u>5,341,461</u>	<u>5,147,510</u>
4000 Total Liabilities, Deferred Inflows & Fund Balances	<u>\$ 16,869,593</u>	<u>\$ 5,922,188</u>	<u>\$ 5,147,510</u>

The notes to the financial statements are an integral part of this statement.

Other Funds	Total Governmental Funds
\$ 2,531,454	\$ 26,652,556
-	1,457,950
-	(391,748)
1,012,395	2,821,379
-	270
-	916,368
28,165	31,666
5,165	28,029
<u>\$ 3,577,179</u>	<u>\$ 31,516,470</u>
\$ 42,267	\$ 650,362
-	336,220
227,018	2,250,858
709,246	709,246
-	272,812
29,120	29,120
<u>1,007,651</u>	<u>4,248,618</u>
-	1,066,202
<u>-</u>	<u>1,066,202</u>
410,899	410,899
1,677,984	1,677,984
-	5,341,461
480,645	480,645
-	7,147,510
-	1,170,000
-	200,000
-	9,773,151
<u>2,569,528</u>	<u>26,201,650</u>
<u>\$ 3,577,179</u>	<u>\$ 31,516,470</u>

THIS PAGE LEFT BLANK INTENTIONALLY

JACKSONVILLE ISD  
RECONCILIATION OF THE GOVERNMENTAL FUNDS BALANCE SHEET TO THE  
STATEMENT OF NET POSITION  
AUGUST 31, 2020

EXHIBIT C-2

<b>Total Fund Balances - Governmental Funds</b>	\$	26,201,650
1 The District uses internal service funds to charge the costs of certain activities, such as self-insurance and printing, to appropriate functions in other funds. The assets and liabilities of the internal service funds are included in governmental activities in the statement of net position. The net effect of this consolidation is to increase net position.		603,505
2 Capital assets used in governmental activities are not financial resources and therefore are not reported in governmental funds. At the beginning of the year, the cost of these assets was \$149,369,016 and the accumulated depreciation was (\$40,737,947). In addition, long-term liabilities, including bonds payable, are not due and payable in the current period, and, therefore are not reported as liabilities in the funds. The net effect of including the beginning balances for capital assets (net of depreciation) and long-term debt in the governmental activities is to increase net position.		18,475,459
3 Current year capital outlays and long-term debt principal payments are expenditures in the fund financial statements, but they should be shown as increases in capital assets and reductions in long-term debt in the government-wide financial statements. The net effect of including the 2020 capital outlays and debt principal payments is to increase net position.		4,998,062
4 Included in the items related to debt is the recognition of the District's proportionate share of the net pension liability required by GASB 68. At the beginning of the year, the net position related to TRS was a Deferred Resource Outflow in the amount of \$7,867,633, a Deferred Resource Inflow in the amount of \$818,159 and a net pension liability in the amount of \$14,501,934. The impact of this on Net Position is \$(7,452,460). Changes from the current year reporting of the TRS plan resulted in a decrease in net position in the amount of (\$1,798,348). The combination of the beginning of the year amounts and the changes during the year resulted in a difference between the ending fund balance and the ending net position in the amount of (\$9,250,808).		(9,250,808)
5 The District participates in the TRS-Care plan for retirees through TRS. The District's share of the TRS plan resulted in a net OPEB liability of \$17,771,577, a deferred outflow of \$2,959,884 and a deferred inflow of \$7,901,063. Changes from the current year reporting of the TRS-Care plan resulted in a decrease in net position in the amount of \$(265,765). The combination of the beginning of the year amounts and the changes during the year resulted in a difference between the ending fund balance and the ending net position of \$(22,712,756).		(22,712,756)
6 The 2020 depreciation expense increases accumulated depreciation. The net effect of the current year's depreciation is to decrease net position.		(4,193,529)
7 Various other reclassifications and eliminations are necessary to convert from the modified accrual basis of accounting to accrual basis of accounting. These include recognizing unavailable revenue from property taxes as revenue, reclassifying the proceeds of bond sales as an increase in bonds payable, and recognizing the liabilities associated with maturing long-term debt and interest. The net effect of these reclassifications and recognitions is to increase net position.		1,029,959
8 The premiums and discounts on bonds payable are amortized in the government-wide financial statements. The net effect of these bonds payable transactions is to increase net position.		222,858
<b>19 Net Position of Governmental Activities</b>	<b>\$</b>	<b>15,374,400</b>

The notes to the financial statements are an integral part of this statement.

JACKSONVILLE ISD  
STATEMENT OF REVENUES, EXPENDITURES, AND CHANGES IN FUND BALANCES  
GOVERNMENTAL FUNDS  
FOR THE YEAR ENDED AUGUST 31, 2020

Data Control Codes	10 General Fund	50 Debt Service Fund	60 Capital Projects
REVENUES:			
5700 Total Local and Intermediate Sources	\$ 12,539,819	\$ 5,248,594	\$ 44,942
5800 State Program Revenues	33,220,550	1,556,250	-
5900 Federal Program Revenues	925,781	149,054	-
5020 Total Revenues	<u>46,686,150</u>	<u>6,953,898</u>	<u>44,942</u>
EXPENDITURES:			
Current:			
0011 Instruction	26,165,374	-	-
0012 Instructional Resources and Media Services	346,435	-	-
0013 Curriculum and Instructional Staff Development	671,776	-	-
0021 Instructional Leadership	712,031	-	-
0023 School Leadership	2,932,293	-	-
0031 Guidance, Counseling, and Evaluation Services	1,491,185	-	-
0033 Health Services	469,554	-	-
0034 Student (Pupil) Transportation	2,727,088	-	-
0035 Food Services	29,759	-	-
0036 Extracurricular Activities	1,569,839	-	-
0041 General Administration	1,867,162	-	-
0051 Facilities Maintenance and Operations	4,602,328	-	-
0052 Security and Monitoring Services	556,435	-	-
0053 Data Processing Services	671,585	-	-
0061 Community Services	19,066	-	-
Debt Service:			
0071 Principal on Long-Term Debt	-	1,880,000	-
0072 Interest on Long-Term Debt	-	4,050,681	-
0073 Bond Issuance Cost and Fees	-	4,825	-
Capital Outlay:			
0081 Facilities Acquisition and Construction	1,437,737	-	123,789
Intergovernmental:			
0093 Payments to Fiscal Agent/Member Districts of SSA	32,324	-	-
0099 Other Intergovernmental Charges	414,630	-	-
6030 Total Expenditures	<u>46,716,601</u>	<u>5,935,506</u>	<u>123,789</u>
1100 Excess (Deficiency) of Revenues Over (Under) Expenditures	<u>(30,451)</u>	<u>1,018,392</u>	<u>(78,847)</u>
OTHER FINANCING SOURCES (USES):			
7915 Transfers In	-	-	1,000,000
8911 Transfers Out (Use)	(1,000,000)	-	-
7080 Total Other Financing Sources (Uses)	<u>(1,000,000)</u>	<u>-</u>	<u>1,000,000</u>
EXTRAORDINARY ITEMS:			
7919 Extraordinary Item - Ins Proceeds - Hail Damage	1,079,760	-	-
1200 Net Change in Fund Balances	49,309	1,018,392	921,153
0100 Fund Balance - September 1 (Beginning)	<u>13,093,842</u>	<u>4,323,069</u>	<u>4,226,357</u>
3000 Fund Balance - August 31 (Ending)	<u>\$ 13,143,151</u>	<u>\$ 5,341,461</u>	<u>\$ 5,147,510</u>

The notes to the financial statements are an integral part of this statement.



Other Funds	Total Governmental Funds
\$ 605,868	\$ 18,439,223
834,476	35,611,276
5,280,662	6,355,497
<u>6,721,006</u>	<u>60,405,996</u>
3,202,377	29,367,751
30,708	377,143
178,150	849,926
2,007	714,038
3,577	2,935,870
527,173	2,018,358
56,813	526,367
2,300	2,729,388
2,597,945	2,627,704
249,302	1,819,141
-	1,867,162
38,499	4,640,827
135	556,570
-	671,585
24,404	43,470
-	1,880,000
-	4,050,681
-	4,825
83,790	1,645,316
-	32,324
-	414,630
<u>6,997,180</u>	<u>59,773,076</u>
<u>(276,174)</u>	<u>632,920</u>
-	1,000,000
-	(1,000,000)
-	-
-	1,079,760
<u>(276,174)</u>	<u>1,712,680</u>
<u>2,845,702</u>	<u>24,488,970</u>
<u>\$ 2,569,528</u>	<u>\$ 26,201,650</u>

RECONCILIATION OF THE GOVERNMENTAL FUNDS STATEMENT OF REVENUES, EXPENDITURES,  
AND CHANGES IN FUND BALANCES TO THE STATEMENT OF ACTIVITIES  
FOR THE YEAR ENDED AUGUST 31, 2020

<b>Total Net Change in Fund Balances - Governmental Funds</b>	\$ 1,712,680
The District uses internal service funds to charge the costs of certain activities, such as self-insurance and printing, to appropriate functions in other funds. The net income (loss) of internal service funds are reported with governmental activities. The net effect of this consolidation is to increase net position.	122,395
Current year capital outlays and long-term debt principal payments are expenditures in the fund financial statements, but they should be shown as increases in capital assets and reductions in long-term debt in the government-wide financial statements. The net effect of removing the 2020 capital outlays and debt principal payments is to increase net position.	4,998,062
Depreciation is not recognized as an expense in governmental funds since it does not require the use of current financial resources. The net effect of the current year's depreciation is to decrease net position.	(4,193,529)
Various other reclassifications and eliminations are necessary to convert from the modified accrual basis of accounting to accrual basis of accounting. These include recognizing unavailable revenue from property taxes as revenue, adjusting current year revenue to show the revenue earned from the current year's tax levy, reclassifying the proceeds of bond sales, and recognizing the liabilities associated with maturing long-term debt and interest. The net effect of these reclassifications and recognitions is to increase net position.	33,278
Current year changes due to GASB 68 increased revenues in the amount of \$1,519,262 but also increased expenditures in the amount of \$3,317,610. The net effect on the change in the ending net position was a decrease in the amount of \$1,798,348.	(1,798,348)
Current year changes due to GASB 75 increased revenues in the amount of \$237,266 but also increased expenditures in the amount of \$503,031. The net effect on the change in the ending net position was a decrease in the amount of \$265,765.	(265,765)
The premiums and discounts on bonds payable are amortized in the government-wide financial statements. The net effect of these bonds payable transactions is to increase net position.	222,858
<b>Change in Net Position of Governmental Activities</b>	<u>\$ 831,631</u>

The notes to the financial statements are an integral part of this statement.

JACKSONVILLE ISD  
SCHEDULE OF REVENUES, EXPENDITURES, AND CHANGES IN FUND BALANCE  
BUDGET AND ACTUAL - GENERAL FUND  
FOR THE YEAR ENDED AUGUST 31, 2020

Data Control Codes	Budgeted Amounts		Actual Amounts (GAAP BASIS)	Variance With Final Budget Positive or (Negative)
	Original	Final		
<b>REVENUES:</b>				
5700 Total Local and Intermediate Sources	\$ 12,303,406	\$ 12,303,406	\$ 12,539,819	\$ 236,413
5800 State Program Revenues	32,989,019	33,489,019	33,220,550	(268,469)
5900 Federal Program Revenues	700,000	700,000	925,781	225,781
5020 Total Revenues	45,992,425	46,492,425	46,686,150	193,725
<b>EXPENDITURES:</b>				
Current:				
0011 Instruction	27,148,927	26,857,185	26,165,374	691,811
0012 Instructional Resources and Media Services	357,348	381,484	346,435	35,049
0013 Curriculum and Instructional Staff Development	676,834	706,829	671,776	35,053
0021 Instructional Leadership	901,646	747,195	712,031	35,164
0023 School Leadership	2,993,269	2,967,646	2,932,293	35,353
0031 Guidance, Counseling, and Evaluation Services	1,539,346	1,526,263	1,491,185	35,078
0032 Social Work Services	4,500	-	-	-
0033 Health Services	421,554	504,598	469,554	35,044
0034 Student (Pupil) Transportation	1,813,738	2,762,119	2,727,088	35,031
0035 Food Services	21,600	29,990	29,759	231
0036 Extracurricular Activities	1,497,889	1,595,471	1,569,839	25,632
0041 General Administration	1,832,064	1,906,221	1,867,162	39,059
0051 Facilities Maintenance and Operations	5,040,586	4,637,762	4,602,328	35,434
0052 Security and Monitoring Services	523,037	591,498	556,435	35,063
0053 Data Processing Services	733,336	706,597	671,585	35,012
0061 Community Services	30,684	34,075	19,066	15,009
Capital Outlay:				
0081 Facilities Acquisition and Construction	-	1,438,751	1,437,737	1,014
Intergovernmental:				
0093 Payments to Fiscal Agent/Member Districts of SSA	31,067	32,324	32,324	-
0099 Other Intergovernmental Charges	425,000	414,630	414,630	-
6030 Total Expenditures	45,992,425	47,840,638	46,716,601	1,124,037
1100 Excess (Deficiency) of Revenues Over (Under) Expenditures	-	(1,348,213)	(30,451)	1,317,762
<b>OTHER FINANCING SOURCES (USES):</b>				
8911 Transfers Out (Use)	-	(1,000,000)	(1,000,000)	-
<b>EXTRAORDINARY ITEMS:</b>				
7919 Extraordinary Item - Ins Proceeds - Hail Damage	-	1,079,760	1,079,760	-
1200 Net Change in Fund Balances	-	(1,268,453)	49,309	1,317,762
0100 Fund Balance - September 1 (Beginning)	13,093,842	13,093,842	13,093,842	-
3000 Fund Balance - August 31 (Ending)	\$ 13,093,842	\$ 11,825,389	\$ 13,143,151	\$ 1,317,762

The notes to the financial statements are an integral part of this statement.

JACKSONVILLE ISD  
STATEMENT OF NET POSITION  
PROPRIETARY FUNDS  
AUGUST 31, 2020

	Governmental Activities -
	Total Internal Service Funds
<hr/>	
ASSETS	
Current Assets:	
Cash and Cash Equivalents	\$ 883,869
Inventories	<u>179,364</u>
Total Assets	<u>1,063,233</u>
LIABILITIES	
Current Liabilities:	
Due to Other Funds	207,122
Accrued Expenses	<u>252,606</u>
Total Liabilities	<u>459,728</u>
NET POSITION	
Unrestricted Net Position	<u>603,505</u>
Total Net Position	<u><u>\$ 603,505</u></u>

The notes to the financial statements are an integral part of this statement.

JACKSONVILLE ISD  
STATEMENT OF REVENUES, EXPENSES, AND CHANGES IN FUND NET POSITION  
PROPRIETARY FUNDS  
FOR THE YEAR ENDED AUGUST 31, 2020

	Governmental Activities -
	Total Internal Service Funds
<hr/>	
OPERATING REVENUES:	
Local and Intermediate Sources	\$ 388,286
Total Operating Revenues	388,286
OPERATING EXPENSES:	
Payroll Costs	114,799
Other Operating Costs	151,092
Total Operating Expenses	265,891
Operating Income	122,395
Total Net Position - September 1 (Beginning)	481,110
Total Net Position - August 31 (Ending)	\$ 603,505

The notes to the financial statements are an integral part of this statement.

JACKSONVILLE ISD  
STATEMENT OF CASH FLOWS  
PROPRIETARY FUNDS  
FOR THE YEAR ENDED AUGUST 31, 2020

	Governmental Activities -
	Total Internal Service Funds
<u>Cash Flows from Operating Activities:</u>	
Cash Received from User Charges	\$ 388,286
Cash Payments for Insurance Claims	(158,914)
Cash Payments for Suppliers	(130,380)
Net Cash Provided by Operating Activities	<u>98,992</u>
Net Increase in Cash and Cash Equivalents	98,992
Cash and Cash Equivalents at Beginning of Year	<u>784,877</u>
Cash and Cash Equivalents at End of Year	<u>\$ 883,869</u>
<u>Reconciliation of Operating Income to Net Cash</u>	
<u>Provided by Operating Activities:</u>	
Operating Income:	\$ 122,395
Effect of Increases and Decreases in Current Assets and Liabilities:	
Decrease (increase) in Inventories	(73,391)
Increase (decrease) in Due to Other Funds	94,103
Increase (decrease) in Accrued Expenses	(44,115)
Net Cash Provided by Operating Activities	<u>\$ 98,992</u>

The notes to the financial statements are an integral part of this statement.

JACKSONVILLE ISD  
STATEMENT OF FIDUCIARY NET POSITION  
FIDUCIARY FUNDS  
AUGUST 31, 2020

	Private Purpose Trust Funds	Agency Funds
<b>ASSETS</b>		
Cash and Cash Equivalents	\$ 4,785	\$ 96,092
Long Term Investments	-	208,706
Total Assets	<u>4,785</u>	<u>\$ 304,798</u>
<b>LIABILITIES</b>		
Accounts Payable	-	\$ 2,896
Due to Student Groups	-	93,196
Payable from Restricted Assets	-	208,706
Total Liabilities	<u>-</u>	<u>\$ 304,798</u>
<b>NET POSITION</b>		
Restricted for Scholarships	<u>4,785</u>	
Total Net Position	<u>\$ 4,785</u>	

The notes to the financial statements are an integral part of this statement.

JACKSONVILLE ISD  
STATEMENT OF CHANGES IN FIDUCIARY FUND NET POSITION  
FIDUCIARY FUNDS  
FOR THE YEAR ENDED AUGUST 31, 2020

	Private Purpose Trust Funds
<b>ADDITIONS:</b>	
Earnings from Temporary Deposits	\$ 36
Contributions, Gifts and Donations	1,332
Total Additions	1,368
<b>DEDUCTIONS:</b>	
Professional and Contracted Services	250
Total Deductions	250
Change in Fiduciary Net Position	1,118
Total Net Position - September 1 (Beginning)	3,667
Total Net Position - August 31 (Ending)	\$ 4,785

The notes to the financial statements are an integral part of this statement.



JACKSONVILLE INDEPENDENT SCHOOL DISTRICT

NOTES TO THE FINANCIAL STATEMENTS

YEAR ENDED AUGUST 31, 2020

**I. SUMMARY OF SIGNIFICANT ACCOUNTING POLICIES**

Jacksonville Independent School District (the "District") is a public educational agency operating under the applicable laws and regulations of the State of Texas. It is governed by a seven-member Board of Trustees (the "Board") elected by registered voters of the District. The District prepares its basic financial statements in conformity with generally accepted accounting principles (GAAP) promulgated by the Governmental Accounting Standards Board and other authoritative sources identified in *GASB Statement No. 56*, and it complies with the requirements of the appropriate version of Texas Education Agency's *Financial Accountability System Resource Guide* (the "Resource Guide") and the requirements of contracts and grants of agencies from which it receives funds.

*Pensions.* The fiduciary net position of the Teacher Retirement System of Texas (TRS) has been determined using the flow of economic resources measurement focus and full accrual basis of accounting. This includes for purposes of measuring the net pension liability, deferred outflows of resources and deferred inflows of resources related to pensions, pension expense, and information about assets, liabilities and additions to/deductions from TRS's fiduciary net position. Benefit payments (including refunds of employee contributions) are recognized when due and payable and in accordance with benefit terms. Investments are reported at fair value.

*Other Post-Employment Benefits.* The fiduciary net position of the Teacher Retirement System of Texas (TRS) TRS Care Plan has been determined using the flow of economic resources measurement focus and full accrual basis of accounting. This includes for purposes of measuring the net OPEB liability, deferred outflows of resources and deferred inflows of resources related to other post-employment benefits, OPEB expense, and information about assets, liabilities and additions to/deductions from TRS Care's fiduciary net position. Benefit payments are recognized when due and payable and in accordance with benefit terms. There are no investments as this is a pay-as-you-go plan and all cash is held in a cash account.

**A. REPORTING ENTITY**

The Board of Trustees (the "Board") is elected by the public and it has the authority to make decisions, appoint administrators and managers, and significantly influence operations. It also has the primary accountability for fiscal matters. Therefore, the District is a financial reporting entity as defined by the Governmental Accounting Standards Board ("GASB") in its Statement No. 14, "The Financial Reporting Entity." There are no component units included within the reporting entity.

**B. GOVERNMENT-WIDE AND FUND FINANCIAL STATEMENTS**

The Statement of Net Position and the Statement of Activities are government-wide financial statements. They report information on all of the Jacksonville Independent School District non-fiduciary activities with most of the inter-fund activities removed. *Governmental activities* include programs supported primarily by taxes, State foundation funds, grants and other intergovernmental revenues.

The Statement of Activities demonstrates how other people or entities that participate in programs the District operates have shared in the payment of the direct costs. The "charges for services" column includes payments made by parties that purchase, use, or directly benefit from goods or services provided by a given function or segment of the District. Examples include tuition paid by students not residing in the district, school lunch charges, etc. The "grants and contributions" column includes amounts paid by organizations outside the District to help meet the operational or capital requirements of a given function. Examples include grants under the Elementary and Secondary Education Act. If a revenue is not a program revenue, it is a general revenue used to support all of the District's functions. Taxes are always general revenues.

Inter-fund activities between governmental funds and between governmental funds and proprietary funds appear as due to/due from on the Governmental Fund Balance Sheet and Proprietary Fund Statement of Net Position and as other resources and other uses on the governmental fund Statement of Revenues, Expenditures and Changes in Fund Balance and on the Proprietary Fund Statement of Revenues, Expenses and Changes in Fund Net Position. All inter-fund transactions between governmental funds and between governmental funds and internal service funds are eliminated on the government-wide statements. Inter-fund activities between governmental funds and fiduciary funds remain as due to/due from on the government-wide Statement of Activities.

The fund financial statements provide reports on the financial condition and results of operations for three fund categories - governmental, proprietary, and fiduciary. Since the resources in the fiduciary funds cannot be used for District operations, they are not included in the government-wide statements. The District considers some governmental funds major and reports their financial condition and results of operations in a separate column.

Proprietary funds distinguish operating revenues and expenses from non-operating items. Operating revenues and expenses result from providing services and producing and delivering goods in connection with a proprietary fund's principal ongoing operations. All other revenues and expenses are non-operating.

### **C. MEASUREMENT FOCUS, BASIS OF ACCOUNTING, AND FINANCIAL STATEMENT PRESENTATION**

The government-wide financial statements use the economic resources measurement focus and the accrual basis of accounting, as do the proprietary fund and fiduciary fund financial statements. Revenues are recorded when earned and expenses are recorded when a liability is incurred, regardless of the timing of the related cash flows. Property taxes are recognized as revenues in the year for which they are levied. Grants and similar items are recognized as revenue as soon as all eligibility requirements imposed by the provider have been met.

Governmental fund financial statements use the current financial resources measurement focus and the modified accrual basis of accounting. With this measurement focus, only current assets, current liabilities, deferred inflows/outflows of resources and fund balances are included on the balance sheet. Operating statements of these funds present net increases and decreases in current assets (i.e., revenues and other financing sources and expenditures and other financing uses).

The modified accrual basis of accounting recognizes revenues in the accounting period in which they become both measurable and available, and it recognizes expenditures in the accounting period in which the fund liability is incurred, if measurable, except for un-matured interest and principal on long-term debt, which is recognized when due. The expenditures related to certain compensated absences and claims and judgments are recognized when the obligations are expected to be liquidated with expendable available financial resources. The District considers all revenues available if they are collectible within 60 days after year end.

Revenues from local sources consist primarily of property taxes. Property tax revenues and revenues received from the State are recognized under the susceptible to accrual concept. Miscellaneous revenues are recorded as revenue when received in cash because they are generally not measurable until actually received. Investment earnings are recorded as earned, since they are both measurable and available.

Grant funds are considered to be earned to the extent of expenditures made under the provisions of the grant. Accordingly, when such funds are received, they are recorded as deferred revenues until related and authorized expenditures have been made. If balances have not been expended by the end of the project period, grantors some times require the District to refund all or part of the unused amount.

The Proprietary Fund Types and Fiduciary Funds are accounted for on a flow of economic resources measurement focus and utilize the accrual basis of accounting. This basis of accounting recognizes revenues in the accounting period in which they are earned and become measurable and expenses in the accounting period in which they are incurred and become measurable. With this measurement focus, all assets and all liabilities associated with the operation of these funds are included on the fund Statement of Net Position. The fund equity is segregated into invested in capital assets net of related debt, restricted net position, and unrestricted net position.

Agency funds utilize the accrual basis of accounting but do not have a measurement focus as they report only assets and liabilities.

#### **D. FUND ACCOUNTING**

The District reports the following major governmental funds:

1. **The General Fund** – The general fund is the District's primary operating fund. It accounts for all financial resources except those required to be accounted for in another fund.
2. **Debt Service Fund** – The District accounts for resources accumulated and payments made for principal and interest on long-term general obligation debt of governmental funds in a debt service fund.
3. **Capital Projects Fund** - The proceeds from long-term debt financing and revenues and expenditures related to authorized construction and other capital asset acquisitions are accounted for in a capital projects fund.

Additionally, the District reports the following fund type(s):

Governmental Funds:

4. **Special Revenue Funds** – The District accounts for resources restricted to, or designated for, specific purposes by the District or a grantor in a special revenue fund. Most Federal and some State financial assistance is accounted for in Special Revenue Funds, and sometimes unused balances must be returned to the grantor at the close of specified project periods.
5. **2017 Bond Proceeds Capital Projects Fund** – This capital projects fund is used to account for proceeds from the 2017 bond issuance and revenues and expenditures related to the construction, renovation, acquisition and equipment of school buildings in the District, including the Tomato Bowl Stadium and the Career Technology Education Facility at the High School.
6. **Permanent Funds** – The District accounts for donations for which the donor has stipulated that the principal may not be expended and where the income may only be used for purposes that support the District's programs. The District has no permanent funds.

Proprietary Funds:

7. **Enterprise Funds** – The District's activities for which outside users are charged a fee roughly equal to the cost of providing the goods or services of those activities are accounted for in an enterprise fund. The District has no non-major enterprise funds.

8. **Internal Service Funds** – Revenues and expenses related to services provided to organizations inside the District on a cost reimbursement basis are accounted for in an internal service fund. The District's Internal Service Funds are the Self-funded Workers' Compensation Fund and the Warehouse Fund.

Fiduciary Funds:

9. **Private Purpose Trust Funds** – The District accounts for donations for which the donor has stipulated that both the principal and the income may be used for purposes that benefit parties outside the District. The District's Private Purpose Trust Funds are the Future Homemakers of America Scholarship Fund, the Joe Wright Alumni Fund, and the CAS Scholarship Fund.
10. **Pension (and Other Employee Benefit) Trust Funds** – These funds are used to account for local pension and other employee benefit funds that are provided by the District in lieu of or in addition to the Teacher Retirement System of Texas. The District has no Pension Trust Funds.
11. **Investment Trust Fund** - This fund is one in which the District holds assets in trust for other entities participating in an investment program managed by the district. The District has no Investment Trust Funds.
12. **Agency Funds** – The District accounts for resources held for others in a custodial capacity in agency funds. The District's Agency Funds are the Student Activity funds.

#### E. **OTHER ACCOUNTING POLICIES**

1. For purposes of the statement of cash flows for proprietary and similar fund-types, the District considers highly liquid investments to be cash equivalents if they have a maturity of three months or less when purchased.
2. Supplies are recorded as expenditures when they are consumed. Inventories of food commodities are recorded at market values supplied by the Texas Department of Human Services. The District participates in the "Net Off Invoice" program whereby commodities are purchased through a USDA approved vendor and the District receives the USDA value of the commodities in the form of a discount off invoice at the time of purchase.
3. In the government-wide financial statements, and proprietary fund types in the fund financial statements, long-term debt and other long-term obligations are reported as liabilities in the applicable governmental activities, business-type activities, or proprietary fund type statement of net position. Bond premiums and discounts are deferred and amortized over the life of the bonds using the effective interest method. Bonds payable are reported net of the applicable bond premium or discount.

In the fund financial statements, governmental fund types recognized bond premiums and discounts during the current period. The face amount of debt issued is reported as other financing sources. Premiums received on debt issuances are reported as other financing sources while discounts on debt issuances are reported as other financing uses. Issuance costs, whether or not withheld from the actual debt proceeds received, are reported as debt service expenditures.

4. Upon retirement or death of certain employees, the District pays any accrued state sick leave in a lump sum cash payment to such employee or his/her estate. Individuals employed after October 1, 1985 are not eligible to receive the lump sum payments.
5. Capital assets, which include land, buildings, furniture and equipment, are reported in the applicable governmental or business-type activities columns in the government-wide financial statements. Capital assets are defined by the District as assets with an initial, individual cost of more than \$5,000 and an estimated useful life in excess of two years. Such assets are recorded at historical cost or estimated historical cost if purchased or constructed. Donated capital assets are recorded at estimated fair market value at the date of donation.

The costs of normal maintenance and repairs that do not add to the value of the asset or materially extend assets lives are not capitalized. Major outlays for capital assets and improvements are capitalized as projects are constructed.

Buildings, furniture and equipment of the District are depreciated using the straight-line method over the following estimated useful lives:

<u>Assets</u>	<u>Years</u>
Buildings	45
Parking lots	20
Vehicles	6
Equipment	7-10

6. In addition to assets, the statement of financial position will sometimes report a separate section for deferred outflows of resources. This separate financial statement element, deferred outflows of resources, represents a consumption of net position that applies to a future period(s) and so will not be recognized as an outflow of resources (expense/expenditure) until then. On the government-wide statement of net position, the District has two items that qualify for reporting in this category, a deferred outflow related to TRS pension in the amount of \$6,555,072 and a deferred outflow related to TRS OPEB in the amount of \$2,959,884. On the governmental fund balance sheet, the District has no items that qualify for reporting in this category.
  
7. In addition to liabilities, the statement of financial position will sometimes report a separate section for deferred inflows of resources. This separate financial statement element, deferred inflows of resources, represents an acquisition of net position that applies to a future period(s) and so will not be recognized as an inflow of resources (revenue) until then. On the government-wide statement of activities, the District has two items that qualify for reporting in this category, a deferred inflow related to TRS pension in the amount of \$2,365,155 and a deferred inflow related to TRS OPEB in the amount of \$7,901,063. On the governmental fund balance sheet, the District reports deferred revenues representing net delinquent taxes receivable as of August 31, 2020 as deferred inflows of resources.
  
8. In the fund financial statements, governmental funds report fund balances in the following classifications:
  - a. *Nonspendable fund balance* – amounts that are not in spendable form, such as fund balances associated with inventories, prepaids, and long-term loans and notes receivable.
  - b. *Restricted fund balance* – amounts that can be spent only for the specific purposes stipulated by their providers, such as grantors, bondholders, and higher levels of government, through constitutional provisions, or by enabling legislation.
  - c. *Committed fund balance* – amounts that can only be used for the specific purposes determined by a formal action of the District’s Board of Trustees (the District’s highest level of decision-making authority). These amounts cannot be used for any other purpose unless the District’s Board of Trustees takes the same level of action to remove or change the constraint.
  - d. *Assigned fund balance* – amounts intended to be used by the government for specific purposes but to not meet the criteria to be classified as restricted or committed. Intent can be expressed by the District’s Board of Trustees or by the Superintendent or Chief Financial Officer, to whom the Board of Trustees has delegated the authority to assign fund balances.
  - e. *Unassigned fund balance* – amounts that are available for any purpose; these amounts are reported only in the General Fund.

9. In the government-wide financial statements, net position represents the difference between assets plus deferred outflows of resources and liabilities plus deferred inflows of resources. Net position invested in capital assets, net of any related debt, consists of capital assets, net of accumulated depreciation, reduced by the outstanding balances of any borrowing used for the acquisition, construction or improvement of those assets, and adding back any unspent proceeds. Net position is reported as restricted when there are limitations imposed on their use either through enabling legislation adopted by the District or through external restrictions imposed by creditors, grantors or laws and regulations of other governments.
10. When the District incurs an expense for which it may use net position available in more than one classification, the District uses restricted net position first, followed by committed, assigned and finally unassigned, unless unassigned net position will have to be returned because it was not used.
11. The Data Control Codes refer to the account code structure prescribed by TEA in the *Financial Accountability System Resource Guide*. Texas Education Agency requires school districts to display these codes in the financial statements filed with the Agency in order to ensure accuracy in building a statewide data base for policy development and funding plans.
12. Since internal service funds support the operations of governmental funds, they are consolidated with the governmental funds in the government-wide financial statements. The expenditures of governmental funds that create revenues of internal service funds are eliminated to avoid “grossing up” the revenues and expenses of the District as a whole.

## II. RECONCILIATION OF GOVERNMENT-WIDE AND FUND FINANCIAL STATEMENTS

### A. EXPLANATION OF CERTAIN DIFFERENCES BETWEEN THE GOVERNMENTAL FUND BALANCE SHEET AND THE GOVERNMENT-WIDE STATEMENT OF NET POSITION

Exhibit C-2 provides the reconciliation between the fund balance for total governmental funds on the governmental fund balance sheet and the net position for governmental activities as reported in the government-wide statement of net position. One element of that reconciliation explains that capital assets are not financial resources and are therefore not reported in governmental funds. In addition, long-term liabilities, including bonds payable, are not due and payable in the current period and are not reported as liabilities in the funds. The details of capital assets and long-term debt at the beginning of the year were as follows:

<u>Capital Assets</u> <u>at the Beginning of the Year</u>	<u>Historic Cost</u>	<u>Accumulated Depreciation</u>	<u>Net Value at the Beg of the Year</u>	<u>Change in Net Position</u>
Land and improvements	\$ 10,710,627	\$ -	\$ 10,710,627	
Buildings	126,244,566	31,852,061	94,392,505	
Furniture & Equipment	<u>12,413,823</u>	<u>8,885,886</u>	<u>3,527,937</u>	
Change in Net Position				\$ 108,631,069
 <u>Long-term Liabilities</u> <u>at the Beginning of the Year</u>			<u>Payable at the Beg of the Year</u>	
Bonds Payable			\$ 89,683,739	
Accrued interest payable on bonds			170,308	
Compensated Absences			<u>301,563</u>	
Change in Net Position				<u>(90,155,610)</u>
Net Adjustment to Net Position				<u>\$ 18,475,459</u>

**B. EXPLANATION OF CERTAIN DIFFERENCES BETWEEN THE GOVERNMENTAL FUND STATEMENT OF REVENUES, EXPENDITURES, AND CHANGES IN FUND BALANCES AND THE GOVERNMENT-WIDE STATEMENT OF ACTIVITIES**

Exhibit C-4 provides a reconciliation between the net changes in fund balance as shown on the governmental fund statement of revenues, expenditures, and changes in fund balances and the changes in net position of governmental activities as reported on the government-wide statement of activities. One element of that reconciliation explains that current year capital outlays and debt principal payments are expenditures in the fund financial statements, but should be shown as increases in capital assets and decreases in long-term debt in the government-wide statements. This adjustment affects both the net position balance and the changes in net position. The details of this adjustment are as follows:

	<u>Amount</u>	Adjustments to Changes in Net <u>Position</u>	Adjustments to <u>Net Position</u>
<u>Current Year Capital Outlay</u>			
Construction in progress	\$ 1,521,527		
Furniture and equipment	<u>1,596,535</u>		
Total Capital Outlay	<u>3,118,062</u>	<u>\$ 3,118,062</u>	<u>\$ 3,118,062</u>
<u>Debt Principal Payments</u>			
Bond principal	<u>1,880,000</u>		
Total Principal Payments	<u>1,880,000</u>	<u>1,880,000</u>	<u>1,880,000</u>
Total Adjustment to Net Position		<u>\$ 4,998,062</u>	<u>\$ 4,998,062</u>

Another element of the reconciliation on Exhibit C-4 is described as various other reclassifications and eliminations necessary to convert from the modified accrual basis of accounting to accrual basis of accounting. This adjustment is the result of several items. The details for this element are as follows:

	<u>Amount</u>	Adjustments to Change in Net <u>Position</u>	Adjustments to <u>Net Position</u>
<u>Adjustments to Revenue and Deferred Revenue</u>			
Taxes collected from prior year levies	\$ 421,810	\$ (421,810)	\$ -
Uncollected taxes (assumed collectible) from current year levy	538,792	538,792	538,792
Uncollected taxes (assumed collectible) from prior year levy	527,410	(47,461)	527,410
<u>Reclassify Liabilities Incurred but not Liquidated this Year</u>			
Unused sick leave	39,812	(39,812)	(39,812)
Accrued interest payable on bonds	<u>(3,569)</u>	<u>3,569</u>	<u>3,569</u>
Total		<u>\$ 33,278</u>	<u>\$ 1,029,959</u>

**III. STEWARDSHIP, COMPLIANCE, AND ACCOUNTABILITY**

**A. BUDGETARY DATA**

The Board of Trustees adopts an "appropriated budget" for the General Fund, Debt Service Fund and the Food Service Fund which is included in the Special Revenue Funds. The District is required to present the adopted and final amended budgeted revenues and expenditures for each of these funds. The District compares the final amended budget to actual revenues and expenditures. The General Fund Budget report appears in Exhibit C-5 and the other two reports are in Exhibit J-3 and J-4.

The following procedures are followed in establishing the budgetary data reflected in the general-purpose financial statements:

1. Prior to August 20 the District prepares a budget for the next succeeding fiscal year beginning September 1. The operating budget includes proposed expenditures and the means of financing them.
2. A meeting of the Board is then called for the purpose of adopting the proposed budget. At least ten days' public notice of the meeting must be given.
3. Prior to September 1, the budget is legally enacted through passage of a resolution by the Board. Once a budget is approved, it can only be amended at the function and fund level by approval of a majority of the members of the Board. Amendments are presented to the Board at its regular meetings. Each amendment must have Board approval. As required by law, such amendments are made before the fact, are reflected in the official minutes of the Board, and are not made after fiscal year end. Because the District has a policy of careful budgetary control, several amendments were necessary during the year. (However, none of these were significant.)
4. Each budget is controlled by the budget coordinator at the revenue and expenditure function/object level. Budgeted amounts are as amended by the Board. All budget appropriations lapse at year end. A reconciliation of fund balances for both appropriated budget and non-appropriated budget special revenue funds is as follows:

	Fund Balance
	<u>August 31, 2020</u>
Appropriated Budget Funds - Food Service Special Revenue Fund	\$ 366,675
Non-appropriated Budget Funds	<u>524,869</u>
All Special Revenue Funds	<u>\$ 891,544</u>

**IV. DETAILED NOTES ON ALL FUNDS AND ACCOUNT GROUPS**

**A. CASH, CASH EQUIVALENTS AND INVESTMENTS**

**Cash and Cash Equivalents**

District Policies and Legal and Contractual Provisions Governing Deposits

Custodial Credit Risk for Deposits State law requires governmental entities to contract with financial institutions in which funds will be deposited to secure those deposits with insurance or pledged securities with a fair value equaling or exceeding the amount on deposit at the end of each business day. The pledged securities must be in the name of the governmental entity and held by the entity or its agent. Since the District complies with this law, it has no custodial credit risk for deposits.



## A. CASH, CASH EQUIVALENTS AND INVESTMENTS (cont.)

As of August 31, 2020, the following are the District's cash and cash equivalents with respective maturities and credit ratings:

<u>Name</u>	<u>Balance at August 31, 2020</u>	<u>Percent</u>	<u>Maturity in Less than 1 Year</u>	<u>Credit Rating</u>
Cash	\$ 675	N/A	\$ 675	N/A
Money Markets and FDIC Insured Accounts	6,950,518	1.0-2.2%	6,950,518	N/A
Texas CLASS	17,577,167	0.320%	17,577,167	AAAm
Texas Local Government Investment Pool	1,389,732	0.1531%	1,389,732	AAAm
LOGIC	1,719,210	0.3024%	1,719,210	AAAm
Total Cash and Cash Equivalents	<u>\$ 27,637,302</u>		<u>\$ 27,637,302</u>	

### Investments

#### District Policies and Legal and Contractual Provisions Governing Investments

Compliance with the Public Funds Investment Act The **Public Funds Investment Act** (Government Code Chapter 2256) contains specific provisions in the areas of investment practices, management reports and establishment of appropriate policies. Among other things, it requires the District to adopt, implement, and publicize an investment policy. That policy must address the following areas: (1) safety of principal and liquidity, (2) portfolio diversification, (3) allowable investments, (4) acceptable risk levels, (5) expected rates of return, (6) maximum allowable stated maturity of portfolio investments, (7) maximum average dollar-weighted maturity allowed based on the stated maturity date for the portfolio, (8) investment staff quality and capabilities, (9) and bid solicitation preferences for certificates of deposit. Statutes authorize the District to invest in (1) obligations of the U.S. Treasury, certain U.S. agencies, and the State of Texas and its agencies; (2) guaranteed or secured certificates of deposit issued by state and national banks domiciled in Texas, (3) certain municipal securities, (4) money market savings accounts, (5) repurchase agreements, (6) bankers acceptances, (7) Mutual Funds, (8) Investment pools, (9) guaranteed investment contracts, (10) and common trust funds. The Act also requires the District to have independent auditors perform test procedures related to investment practices as provided by the Act. The district is in substantial compliance with the requirements of the Act and with local policies.

Additional policies and contractual provisions governing investments for the District are specified below:

Custodial Credit Risk for Investments - This risk is the risk that, in the event of a failure of the counterparty to a transaction, a government will not be able to recover the value of investments or collateral securities that are in the possession of an outside party. During the year, the District was not exposed to custodial credit risk for investments.

Concentration of Credit Risk - This risk is the risk of loss attributed to the magnitude of a government's investment in a single issuer. The District does not have a specific policy regarding concentration of credit risk, as it does not contemplate the investment of funds in such instruments. During the year, the District was not exposed to concentration of credit risk.

Interest Rate Risk - This risk is the risk that changes in interest rates will adversely affect the fair value of investments. The District does not have a specific policy regarding concerning interest rate risk, as it does not contemplate the investment of funds in such instruments. During the year, the District was not exposed to interest rate risk.

Foreign Currency Risk for Investments - This risk is the risk that changes in exchange rates will adversely affect the fair value of an investment. The District does not have a specific policy regarding concerning foreign currency risk, as it does not contemplate the investment of funds in such instruments. During the year, the District was not exposed to foreign currency risk.

As of August 31, 2020, the District has no investments subject to fair value measurement.

**B. PROPERTY TAXES**

Property taxes are levied by October 1 on the assessed value listed as of the prior January 1 for all real and business personal property located in the District in conformity with Subtitle E, Texas Property Tax Code. Taxes are due on receipt of the tax bill and are delinquent if not paid before February 1 of the year following the year in which imposed. On January 31 of each year, a tax lien attaches to property to secure the payment of all taxes, penalties, and interest ultimately imposed. Property tax revenues are considered available (1) when they become due or past due and receivable within the current period and (2) when they are expected to be collected during a 60-day period after the close of the school fiscal year.

**C. DELINQUENT TAXES RECEIVABLE**

Delinquent taxes are prorated between maintenance and debt service based on rates adopted for the year of the levy. Allowances for uncollectible tax receivables within the General and Debt Service Funds are based on historical experience in collecting property taxes. Uncollectible personal property taxes are periodically reviewed and written off, but the District is prohibited from writing off real property taxes without specific statutory authority from the Texas Legislature.

**D. INTERFUND BALANCES AND TRANSFERS**

Interfund balances consist of short-term lending/borrowing arrangements that result primarily from payroll and other regularly occurring charges that are paid by the General Fund and then charged back to the appropriate other fund.

Interfund balances at August 31, 2020 consisted of the following individual fund balances:

	<u>Due From Other Funds</u>	<u>Due To Other Funds</u>
General Fund:		
Special Revenue Funds	\$ 709,246	\$ -
Internal Service Funds	<u>207,122</u>	<u>-</u>
Total General Fund	<u>916,368</u>	<u>-</u>
Special Revenue Funds:		
General Fund	<u>-</u>	<u>709,246</u>
Total Special Revenue Funds	<u>-</u>	<u>709,246</u>
Internal Service Funds:		
General Fund	<u>-</u>	<u>207,122</u>
Total Internal Service Funds	<u>-</u>	<u>207,122</u>
TOTAL	<u>\$ 916,368</u>	<u>\$ 916,368</u>

Interfund transfers are defined as “flows of assets without equivalent flow of assets in return and without requirement for repayment.” Transfers are the use of funds collected in one fund then transferred to finance various programs or projects accounted for in other funds.

Interfund transfers for the year ended August 31, 2020, consisted of the following individual amounts:

	<u>Transfers In From:</u>	<u>Transfers Out To:</u>
General Fund:		
Capital Projects Funds	\$ -	\$ 1,000,000
Total General Fund	<u>-</u>	<u>1,000,000</u>
Capital Projects Funds:		
General Fund	<u>1,000,000</u>	<u>-</u>
Total Capital Projects Funds	<u>1,000,000</u>	<u>-</u>
TOTAL	<u>\$ 1,000,000</u>	<u>\$ 1,000,000</u>

## E. CAPITAL ASSET ACTIVITY

Capital asset activity for the District for the year ended August 31, 2020, was as follows:

	Primary Government			<u>Ending Balance</u>
	<u>Beginning Balance</u>	<u>Additions</u>	<u>Retirements</u>	
Governmental Activities:				
Capital Assets Not Being Depreciated:				
Land and improvements	\$ 10,710,627	\$ -	\$ -	\$ 10,710,627
Construction in Progress	<u>-</u>	<u>1,521,527</u>	<u>-</u>	<u>1,521,527</u>
Total Capital Assets Not Being Depreciated	<u>10,710,627</u>	<u>1,521,527</u>	<u>-</u>	<u>12,232,154</u>
Capital Assets Being Depreciated:				
Buildings and improvements	126,244,566	-	-	126,244,566
Furniture and Equipment	<u>12,413,823</u>	<u>1,596,535</u>	<u>-</u>	<u>14,010,358</u>
Total Capital Assets Being Depreciated	<u>138,658,389</u>	<u>1,596,535</u>	<u>-</u>	<u>140,254,924</u>
Less Accumulated Depreciation for:				
Buildings and improvements	(31,852,061)	(3,197,202)	-	(35,049,263)
Furniture and Equipment	<u>( 8,885,886)</u>	<u>(996,327)</u>	<u>-</u>	<u>( 9,882,213)</u>
Total Accumulated Depreciation	<u>(40,737,947)</u>	<u>(4,193,529)</u>	<u>-</u>	<u>(44,931,476)</u>
Total Capital Assets Being Depreciated, Net	<u>97,920,442</u>	<u>(2,596,994)</u>	<u>-</u>	<u>95,323,448</u>
Governmental Activities Capital Assets, Net	<u>\$ 108,631,069</u>	<u>\$(1,075,467)</u>	<u>\$ -</u>	<u>\$ 107,555,602</u>

Depreciation expense was charged to governmental functions as follows:

Instruction	\$2,047,639
Instructional Resources and Media Services	24,025
Curriculum and Instructional Staff Development	40,203
Instructional Leadership	32,033
School Leadership	191,145
Guidance, Counseling and Evaluation Services	92,625
Health Services	32,954
Student (Pupil) Transportation	675,087
Food Services	229,411
Extracurricular Activities	61,425
General Administration	62,721
Plant Maintenance and Operations	595,172
Security and Monitoring Service	60,313
Data Processing Services	<u>48,776</u>
Total Depreciation Expense	<u>\$4,193,529</u>

**F. BONDS PAYABLE**

Bonded indebtedness of the District is reflected in the General Long-Term Debt Account Group. Current requirements for principal and interest expenditures are accounted for in the Debt Service Fund. A summary of changes in general long-term debt for the year ended August 31, 2020 is as follows:

<u>DESCRIPTION</u>	<u>Interest Rates</u>	<u>Original Issue</u>	<u>Outstanding 9/1/19</u>	<u>Issued/ Additions</u>	<u>Retired</u>	<u>Outstanding 8/31/20</u>
Current Interest Serial Bonds- Series 2011	3.0 – 5.0%	\$ 24,440,000	\$ 22,565,000	\$ -	\$ 1,365,000	\$ 21,200,000
Amortization of Premium			437,321	-	41,715	395,606
Current Interest Term Bonds- Series 2011	5.0%	17,785,000	17,785,000	-	-	17,785,000
Accretion of Discount			(76,639)	-	(4,954)	(71,685)
Qualified School Construction Bonds- Series 2011	4.4%	7,200,000	7,200,000	-	-	7,200,000
Current Interest Serial Bonds- Series 2014	3.0 – 5.0%	21,910,000	20,215,000	-	175,000	20,040,000
Amortization of Premium			1,289,971	-	64,631	1,225,340
Current Interest Serial Bonds- Series 2017	3.0 – 5.0%	18,135,000	17,480,000	-	340,000	17,140,000
Amortization of Premium			2,788,086	-	121,466	2,666,620
<b>TOTAL</b>			<b>\$89,683,739</b>	<b>\$ -</b>	<b>\$ 2,102,858</b>	<b>\$ 87,580,881</b>
Principal Portion of Outstanding Balances			\$85,245,000	\$ -	\$ 1,880,000	\$ 83,365,000
Accretion of Interest			-	-	-	-
Accretion of Discount			(76,639)	-	(4,954)	(71,685)
Amortization of Premium			4,515,378	-	227,812	4,287,566
			<b>\$89,683,739</b>	<b>\$ -</b>	<b>\$ 2,102,858</b>	<b>\$ 87,580,881</b>

Debt service requirements are as follows:

<u>Year Ended August 31,</u>	<u>General Obligations</u>		
	<u>Principal</u>	<u>Interest</u>	<u>Total Requirements</u>
2021	\$ 1,970,000	\$ 3,963,156	\$ 5,933,156
2022	2,060,000	3,869,656	5,929,656
2023	2,010,000	3,774,681	5,784,681
2024	2,105,000	3,678,106	5,783,106
2025	2,210,000	3,576,705	5,786,705
2026 – 2030	23,130,000	14,485,185	37,615,185
2031 – 2035	21,085,000	9,888,138	30,973,138
2036 – 2040	22,210,000	4,309,001	26,519,001
2041 – 2042	6,585,000	333,375	6,918,375
<b>Total</b>	<b>\$83,365,000</b>	<b>\$ 47,878,003</b>	<b>\$131,243,003</b>

There are a number of limitations and restrictions contained in the general obligation bond indenture. Management has indicated that the District is in compliance with all significant limitations and restrictions at August 31, 2020.

## G. ACCUMULATED SICK LEAVE BENEFITS

Upon retirement or death of certain employees, the District pays any accrued state and local sick leave in a lump sum cash payment to such employee or his/her estate. A summary of changes in the accumulated sick leave liability follows:

	<u>Sick Leave</u>
Balance September 1, 2019	\$ 301,563
Net additions and deductions	<u>39,812</u>
Balance August 31, 2020	<u>\$ 341,375</u>

## H. DEFINED BENEFIT PENSION PLAN

**1. Plan Description.** The District participates in a cost-sharing multiple-employer defined benefit pension that has a special funding situation. The plan is administered by the Teacher Retirement System of Texas (TRS). It is a defined benefit pension plan established and administered in accordance with the Texas Constitution, Article XVI, Section 67 and Texas Government Code, Title 8, Subtitle C. The pension trust fund is a qualified pension trust under Section 401(a) of the Internal Revenue Code. The Texas Legislature establishes benefits and contribution rates within the guidelines of the Texas Constitution. The pension's Board of Trustees does not have the authority to establish or amend benefit terms.

All employees of public, state-supported educational institutions in Texas who are employed for one-half or more of the standard work load and who are not exempted from membership under Texas Government Code, Title 8, Section 822.002 are covered by the system.

**2. Pension Plan Fiduciary Net Position.** Detailed information about the Teacher Retirement System's fiduciary net position is available in a separately-issued Comprehensive Annual Financial Report that includes financial statements and required supplementary information. That report may be obtained on the Internet at <http://www.trs.texas.gov>; by writing to TRS at 1000 Red River Street, Austin, TX, 78701-2698; or by calling (512) 542-6592.

**3. Benefits Provided.** TRS provides service and disability retirement, as well as death and survivor benefits, to eligible employees (and their beneficiaries) of public and higher education in Texas. The pension benefits are established or amended under the authority of the Texas Constitution, Article XVI, Section 67 and by the Legislature in the Texas Government Code, Title 8, Subtitle C. The Board of Trustees does not have the authority to establish or amend benefits. State law requires the plan to be actuarially sound in order for the Legislature to consider a benefit enhancement, such as supplemental payment to retirees. In May 2019, the 86<sup>th</sup> Texas Legislature approved the TRS Pension Reform Bill (SB12) that provides for gradual contribution increases from the state, participating employers and active employees to make the pension fund actuarially sound. These increases immediately made the pension fund actuarially sound and the legislature approved funding for a 13<sup>th</sup> check. All eligible members retired as of December 31, 2018 received an extra annuity check in September 2019 in either the matching amount of their monthly annuity payment, or \$2,000, whichever was less.

**4. Contributions.** Contribution requirements are established or amended pursuant to Article 16, section 67 of the Texas Constitution which requires the Texas legislature to establish a member contribution rate of not less than 6% of the member's annual compensation and a state contribution rate of not less than 6% and not more than 10% of the aggregate annual compensation paid to members of the system during the fiscal year. Texas Government Code section 821.006 prohibits benefit improvements, if as a result of the particular action, the time required to amortize TRS' unfunded actuarial liabilities would be increased to a period that exceeds 31 years, or, if the amortization period already exceeds 31 years, the period would be increased by such action.

**H. DEFINED BENEFIT PENSION PLAN (cont.)**

Employee contribution rates are set in state statute, Texas Government Code 825.402. Senate Bill 1458 of the 83<sup>rd</sup> Texas Legislature amended Texas Government Code 825.402 for member contributions and established employee contribution rates for fiscal years 2014 thru 2017. The 85<sup>th</sup> Texas Legislature, General Appropriations Act (GAA) affirmed that the employer contribution rates for fiscal years 2018 and 2019 would remain the same. SB12 in the 86<sup>th</sup> Legislature set higher contribution rates for fiscal year 2020 and fiscal year 2021. Beginning September 1, 2019, all employers are required to pay the Public Education Employer contribution of 1.5%. This “surcharge” was previously only charged to employers not participating in social security. Contribution rates can be found in the TRS 2019 CAFR, Note 11, on page 76.

	<u>Contribution Rates</u>	
	<u>2019</u>	<u>2020</u>
Member	7.7%	7.7%
Non-Employer Contributing Entity (State)	6.8%	7.5%
Employers	6.8%	7.5%
Employer #0751 – 2020 Employer Contributions		\$ 1,036,676
Employer #0751 – 2020 Member Contributions		\$ 2,589,362
Employer #0751 – 2020 NECE On-behalf Contributions		\$ 3,472,094

Contributors to the plan include members, employers and the State of Texas as the only non-employer contributing entity. The State contributes to the plan in accordance with state statutes and the General Appropriations Act (GAA).

As the non-employer contributing entity for public education and junior colleges, the State of Texas contributes to the retirement system an amount equal to the current employer contribution rate times the aggregate annual compensation of all participating members of the pension trust fund during that fiscal year reduced by the amounts described below which are paid by the employers. Employers (including public schools) are required to pay the employer contribution rate in the following instances:

- On the portion of the member's salary that exceeds the statutory minimum for members entitled to the statutory minimum under Section 21.402 of the Texas Education Code.
- During a new member’s first 90 days of employment.
- When any part or all of an employee’s salary is paid by federal funding sources or a privately sponsored source.

In addition to the employer contributions listed above, there are two additional surcharges an employer is subject to.

- When employing a retiree of the Teacher Retirement System the employer shall pay both the member contribution and the state contribution as an employment after retirement surcharge.
- Employers must contribute 1.5% of the member’s salary (“Public Education Employer Surcharge”).

## H. DEFINED BENEFIT PENSION PLAN (cont.)

### 5. Actuarial Assumptions.

**Roll Forward** – A change was made in the measurement date of the total pension liability for the 2019 measurement year. The actuarial valuation was performed as of August 31, 2018. Update procedures were used to roll forward the total pension liability to August 31, 2019.

The total pension liability is determined by an annual actuarial valuation. The actuarial methods and assumptions were selected by the Board of Trustees based upon analysis and recommendations by the System’s actuary. The Board of Trustees has sole authority to determine the actuarial assumptions used for the Plan. The actuarial methods and assumptions were primarily based on a study of actual experience for the three-year period ending August 31, 2018 and were adopted in July 2018.

The active mortality rates were based on 90 percent of the RP 2014 Employee Mortality Tables for males and females. The post-retirement mortality rates were based on the 2018 TRS of Texas Healthy Pensioner Mortality Tables.

The following table discloses the assumptions that were applied to this measurement period.

Valuation Date	August 31, 2018 rolled forward to August 31, 2019
Actuarial Cost Method	Individual Entry Age Normal
Asset Valuation Method	Market Value
Single Discount Rate	7.25%
Long-term expected Investment Rate of Return	7.25%
Municipal Bond Rate as of August 31, 2019	2.63% - Source for the rate is the Fixed Income Market Data/Yield Curve/Data Municipal Bonds with 20 years to maturity that include only federally tax-exempt municipal bonds as reported in Fidelity Index’s “20-Year Municipal GO AA Index.”
Last Year Ending August 31 in Projection Period (100 years)	2116
Inflation	2.30%
Salary Increases	3.05% to 9.05% including inflation
Ad hoc post-employment benefit changes	None

The actuarial methods and assumptions used in the determination of the total pension liability are the same assumptions used in the actuarial valuation as of August 31, 2018. For a full description of these assumptions please see the TRS actuarial valuation report dated November 9, 2018.

**6. Discount Rate.** The single discount rate used to measure the total pension liability was 7.25%. The single discount rate was based on the expected rate of return on pension plan investments of 7.25%. The projection of cash flows used to determine the discount rate assumed that contributions from active plan members, employers, and the non-employer contributing entity will be made at the statutorily required rates set by the Legislature during the 2019 legislative session. Based on these assumptions, the pension plan’s fiduciary net position was projected to be available to make all projected future benefit payments of current plan members.

**H. DEFINED BENEFIT PENSION PLAN (cont.)**

Best estimates of arithmetic real rates of return for each major asset class included in the Systems target asset allocation as of August 31, 2019 (see page 52 of the TRS CAFR) are summarized below:

Asset Class	FY 2019 Target Allocation <sup>1</sup> %	New Target Allocation <sup>2</sup> %	Long-Term Expected Geometric Real Rate of Return <sup>3</sup>
<b>Global Equity</b>			
USA	18.00%	18.00%	6.40%
Non-U.S. Developed	13.00%	13.00%	6.30%
Emerging Markets	9.00%	9.00%	7.30%
Directional Hedge Funds	4.00%	-	-
Private Equity	13.00%	14.00%	8.40%
<b>Stable Value</b>			
U.S. Treasuries <sup>4</sup>	11.00%	16.00%	3.10%
Stable Value Hedge Funds	4.00%	5.00%	4.50%
Absolute Return	0.00%	0.00%	0.00%
<b>Real Return</b>			
Global Inflation Linked Bonds <sup>4</sup>	3.00%	-	-
Real Estate	14.00%	15.00%	8.50%
Energy, Natural Resources & Infrastructure	5.00%	6.00%	7.30%
Commodities	0.00%	0.00%	0.00%
<b>Risk Parity</b>			
Risk Parity	5.00%	8.00%	5.8%/6.5% <sup>5</sup>
<b>Leverage</b>			
Cash	1.00%	2.00%	2.50%
Asset Allocation Leverage	-	-6.00%	2.70%
<b>EXPECTED RETURN</b>	<b>100.00%</b>	<b>100.00%</b>	<b>7.23%</b>

<sup>1</sup> Target allocations are based on the Strategic Asset Allocation as of FY2019.

<sup>2</sup> New allocations are based on the Strategic Asset Allocation to be implemented FY2020.

<sup>3</sup> 10-Year annualized geometric nominal returns include the real rate of return and inflation of 2.1%

<sup>4</sup> New Target Allocation groups Government Bonds within the stable value allocation. This includes global sovereign nominal and inflation-linked bonds.

<sup>5</sup> 5.8% (6.5%) return expectation corresponds to Risk Parity with a 10% (12%) target volatility.

**7. Discount Rate Sensitivity Analysis.** The following schedule shows the impact of the Net Pension Liability if the discount rate used was 1% less than and 1% greater than the discount rate that was used (7.25%) in measuring the Net Pension Liability. The discount rate can be found in the 2019 TRS CAFR, Note 11, page 77.

	1% Decrease in Discount Rate (6.25%)	Discount Rate (7.25%)	1% Increase in Discount Rate (8.25%)
Jacksonville ISD's proportionate share of the Net Pension Liability:	\$20,660,347	\$13,440,725	\$7,591,438

**8. Pension Liabilities, Pension Expense, and Deferred Outflows of Resources and Deferred Inflows of Resources Related to Pensions.** At August 31, 2020, Jacksonville ISD reported a liability of \$13,440,725 for its proportionate share of the TRS's net pension liability. This liability reflects a reduction for State pension support provided to Jacksonville ISD. The amount recognized by Jacksonville ISD as its proportionate share of the net pension liability, the related State support, and the total portion of the net pension liability that was associated with the District were as follows:

Jacksonville ISD's proportionate share of the collective net pension liability	\$13,440,725
State's proportionate share that is associated with Jacksonville ISD	<u>22,103,156</u>
Total	<u>\$35,543,881</u>

The net pension liability was measured as of August 31, 2018 and rolled forward to August 31, 2019 and the total pension liability used to calculate the net pension liability was determined by an actuarial valuation as of that date. The employer's proportion of the net pension liability was based on the employer's contributions to the pension plan relative to the contributions of all employers to the plan for the period September 1, 2018 thru August 31, 2019.



**H. DEFINED BENEFIT PENSION PLAN (cont.)**

At August 31, 2019 the employer’s proportion of the collective net pension liability was 0.0258559382% which was a decrease of 0.000490891% from its proportion measured at August 31, 2018 which was 0.0263468286%.

*Changes Since the Prior Actuarial Valuation* – Assumptions, methods, and plan changes which are specific to the Pension Trust Fund were updated from the prior year’s report. The Net Pension Liability increased significantly since the prior measurement date due to a change in the following actuarial assumptions:

- The total pension liability as of August 31, 2019 was developed using a roll-forward method from the August 31, 2018 valuation.
- The single discount rate as of August 31, 2018 was a blended rate of 6.907 percent and that has changed to the long-term rate of return of 7.25 percent as of August 31, 2019.
- With the enactment of SB 3 by the 2019 Texas Legislature, an assumption has been made about how this would impact future salaries. It is assumed that eligible active members will each receive a \$2,700 increase in fiscal year 2020. This is an addition to the salary increase expected based on the actuarial assumptions.

There were no changes in benefit terms that affected measurement of the total pension liability during the measurement period.

For the year ended August 31, 2020, the District recognized pension expense of \$3,472,094 and revenue of \$3,472,094 for support provided by the State in the government-wide statement of activities.

At August 31, 2020, Jacksonville Independent School District reported its proportionate share of the TRS’s deferred outflows of resources and deferred inflows of resources related to pensions from the following sources: (The amounts shown below will be cumulative layers from the current and prior years combined.)

	<u>Deferred Outflows of Resources</u>	<u>Deferred Inflows of Resources</u>
Differences between expected and actual economic experience	\$ 56,463	\$ 466,683
Changes in actuarial assumptions	4,169,973	1,723,230
Difference between projected and actual investment earnings	134,960	-
Changes in proportion and difference between the employer’s contributions and the proportionate share of contributions	1,157,000	175,242
Contributions paid to TRS subsequent to the measurement date	<u>1,036,676</u>	<u>-</u>
Total	<u>\$ 6,555,072</u>	<u>\$ 2,365,155</u>

The net amounts of the employer’s balances of deferred outflows and inflows of resources related to pensions will be recognized in pension expense as follows:

<u>Plan Year ended August 31:</u>	<u>Pension Expense Amount</u>
2021	\$ 853,584
2022	\$ 689,261
2023	\$ 763,187
2024	\$ 734,906
2025	\$ 246,678
Thereafter	\$ (134,375)

**I. DEFINED BENEFIT POST-EMPLOYMENT BENEFIT PLAN**

**1. Plan Description.** The District participates in the Texas Public School Retired Employees Group Insurance Program (TRS-Care). It is a multiple-employer, cost-sharing defined Other Post-Employment Benefit (OPEB) plan that has a special funding situation. The plan is administered through a trust by the Teacher Retirement System of Texas (TRS) Board of Trustees. It is established and administered in accordance with the Texas Insurance Code, Chapter 1575.

**2. OPEB Plan Fiduciary Net Position.** Detailed information about the TRS-Care’s fiduciary net position is available in the separately-issued TRS Comprehensive Annual Financial Report that includes financial statements and required supplementary information. That report may be obtained on the Internet at <http://www.trs.texas.gov>; by writing to TRS at 1000 Red River Street, Austin, TX, 78701-2698; or by calling (512) 542-6592.

**3. Benefits Provided.** TRS-Care provides health insurance coverage to retirees from public schools, charter schools, regional education service centers and other educational districts who are members of the TRS pension plan. Optional dependent coverage is available for an additional fee.

Eligible non-Medicare retirees and their dependents may enroll in TRS-Care Standard, a high deductible health plan. Eligible Medicare retirees and their dependents may enroll in the TRS-Care Medicare Advantage medical plan and the TRS-Care Medicare Rx prescription drug plan. To qualify for TRS-Care coverage, a retiree must have at least 10 years of service credit in the TRS pension system. The Board of Trustees is granted the authority to establish basic and optional group insurance coverage for participants as well as to amend benefit terms as needed under Chapter 1575.052. There are no automatic post-employment benefit changes; including automatic COLAs.

The premium rates for retirees are reflected in the following table.

TRS-Care Monthly Premium Rates			
		<u>Medicare</u>	<u>Non-Medicare</u>
Retiree or Surviving Spouse	\$	135	\$ 200
Retiree and Spouse		529	689
Retiree or Surviving Spouse and Children		468	408
Retiree and Family		1,020	999

**4. Contributions.** Contribution rates for the TRS-Care plan are established in state statute by the Texas Legislature, and there is no continuing obligation to provide benefits beyond each fiscal year. The TRS-Care plan is currently funded on a pay-as-you-go basis and is subject to change based on available funding. Funding for TRS-Care is provided by retiree premium contributions and contributions from the state, active employees, and school districts based upon public school district payroll. The TRS Board of Trustees does not have the authority to set or amend contribution rates.

**I. DEFINED BENEFIT POST-EMPLOYMENT BENEFIT PLAN (cont.)**

Texas Insurance Code, section 1575.202 establishes the state’s contribution rate which is 1.25% of the employee’s salary. Section 1575.203 establishes the active employee’s rate which is 0.65% of pay. Section 1575.204 establishes an employer contribution rate of not less than 0.25 percent or not more than 0.75 percent of the salary of each active employee of the public. The actual employer contribution rate is prescribed by the Legislature in the General Appropriations Act. The following table shows contributions to the TRS-Care plan by type of contributor.

	<u>Contribution Rates</u>	
	<u>2019</u>	<u>2020</u>
Active Employee	0.65%	0.65%
Non-Employer Contributing Entity (State)	1.25%	1.25%
Employers	0.75%	0.75%
Federal/private Funding remitted by Employers	1.25%	1.25%
Employer #0751 – 2020 Employer Contributions		\$ 301,974
Employer #0751 – 2020 Member Contributions		\$ 218,583
Employer #0751 – 2020 NECE On-behalf Contributions		\$ 23,614,451

In addition to the employer contributions listed above, there is an additional surcharge all TRS employers are subject to (regardless of whether or not they participate in the TRS Care OPEB program). When employers hire a TRS employee, they are required to pay TRS-Care a monthly surcharge of \$535 per retiree.

TRS-Care received supplemental appropriations from the State of Texas as the Non-Employer Contributing Entity in the amount of \$73.6 million in fiscal year 2019.

**5. Actuarial Assumptions.** The total OPEB liability in the August 31, 2018 actuarial valuation was rolled forward to August 31, 2019. The actuarial valuation was determined using the following actuarial assumptions.

The following assumptions and other inputs used for members of TRS-Care are identical to the assumptions used in the August 31, 2018 TRS pension actuarial valuation that was rolled forward to August 31, 2019:

Rates of Mortality	General Inflation
Rates of Retirement	Wage Inflation
Rates of Termination	Expected Payroll Growth
Rates of Disability Incidence	

***Additional Actuarial Methods and Assumptions:***

Valuation Date	August 31, 2018 Rolled forward to August 31, 2019
Actuarial Cost Method	Individual Entry Age Normal
Inflation	2.30%
Single Discount Rate	2.63% as of August 31, 2019.
Aging Factors	Based on Plan Specific Experience
Election Rates	Normal Retirement: 65% participation prior to age 65 and 50% after age 65. 25% of pre-65 retirees are assumed to discontinue coverage at age 65.
Expenses	Third-party administrative expenses related to the delivery of health care benefits are included in the age-adjusted claims costs.
Projected Salary Increases	3.05% - 9.05%
Ad-hoc Post-Employment Benefit Changes	None.

**I. DEFINED BENEFIT POST-EMPLOYMENT BENEFIT PLAN (cont.)**

The impact of the Cadillac Tax that is returning in fiscal year 2023, has been calculated as a portion of the trend assumption. Assumptions and methods used to determine the impact of the Cadillac Tax include:

- 2018 thresholds of \$850/\$2,292 were indexed annually by 2.30 percent.
- Premium data submitted was not adjusted for permissible exclusions to the Cadillac Tax.
- There were no special adjustments to the dollar limit other than those permissible for non-Medicare retirees over 55.

Results indicate that the value of the excise tax would be reasonably represented by a 25-basis point addition to the long-term trend rate assumption.

**6. Discount Rate.** A single discount rate of 2.63% was used to measure the total OPEB liability. There was a decrease of 1.06 percent in the discount rate since the previous year. The Discount Rate can be found in the 2019 TRS CAFR on page 70. Because the plan is essentially a “pay-as-you-go” plan, the single discount rate is equal to the prevailing municipal bond rate. The projection of cash flows used to determine the discount rate assumed that contributions from active members and those of contributing employers and the non-employer contributing entity are made at the statutorily required rates. Based on those assumptions, the OPEB plans fiduciary net position was projected to not be able to make all future benefit payments of current plan members. Therefore, the municipal bond rate was applied to all periods of projected benefit payments to determine the total OPEB liability.

**7. Sensitivity of the Net OPEB Liability:**

**Discount Rate Sensitivity Analysis.** The following schedule shows the impact of the Net OPEB Liability if the discount rate used was 1% less than and 1% greater than the discount rate that was used (3.69%) in measuring the Net OPEB Liability.

	1% Decrease in Discount Rate (1.63%)	Discount Rate (2.63%)	1% Increase in Discount Rate (3.63%)
Jacksonville ISD’s proportionate share of the Net OPEB Liability:	\$21,455,996	\$17,771,577	\$14,889,253

**Healthcare Cost Trend Rates Sensitivity Analysis.** The following presents the Net OPEB Liability of the plan using the assumed healthcare cost trend rate, as well as what the net OPEB liability would be if it were calculated using a trend rate that is one-percentage point lower or one-percentage point higher than the assumed healthcare cost trend rate.

	1% Decrease	Current Healthcare Cost Trend Rate	1% Increase
Jacksonville ISD’s proportionate share of the Net OPEB Liability:	\$14,497,430	\$17,771,577	\$22,157,432

**8. OPEB Liabilities, OPEB Expense, and Deferred Outflows of Resources and Deferred Inflows of Resources Related to OPEBs.** At August 31, 2020, Jacksonville ISD reported a liability of \$17,771,577 for its proportionate share of the TRS’s net OPEB liability. This liability reflects a reduction for State OPEB support provided to the District. The amount recognized by the District as its proportionate share of the net OPEB liability, the related State support, and the total portion of the net OPEB liability that was associated with the District were as follows:

Jacksonville ISD’s proportionate share of the collective net OPEB liability	\$17,771,577
State’s proportionate share that is associated with Jacksonville ISD	<u>23,614,451</u>
Total	<u>\$41,386,028</u>

**I. DEFINED BENEFIT POST-EMPLOYMENT BENEFIT PLAN (cont.)**

The net OPEB liability was measured as of August 31, 2019 and the total OPEB liability used to calculate the net OPEB liability was determined by an actuarial valuation as of that date. The employer’s proportion of the net OPEB liability was based on the employer’s contributions to the OPEB plan relative to the contributions of all employers to the plan for the period September 1, 2018 thru August 31, 2019.

At August 31, 2019 the employer’s proportion of the collective net OPEB liability was 0.037579017%. This is a decrease of 0.000384209% from the prior year proportion which was 0.037963226%.

**Changes in Actuarial Assumptions Since the Prior Actuarial Valuation** – The following were changes to the actuarial assumptions or other inputs that affected measurement of the total OPEB liability since the prior measurement period: (*These can be found in the TRS CAFR on page 71*).

- The discount rate changed from 3.69 percent as of August 31, 2018 to 2.63 percent as of August 31, 2019. This change increased the total OPEB liability (TOL).
- The trend rates were reset to better reflect the plan’s anticipated experience. This change increased the total OPEB liability.
- The participation rate for pre-65 retirees was lowered from 70 percent to 65 percent. The participation rate for post-65 retirees was lowered from 75 percent to 50 percent. 25 percent of pre-65 retirees are assumed to discontinue their coverage at age 65. There was no lapse assumption in the prior valuation. These changes decreased the total OPEB liability.
- The percentage of retirees who are assumed to have two-person coverage was lowered from 20 percent to 15 percent. In addition, the participation assumption for the surviving spouses of employees that die while actively employed was lowered from 20 percent to 10 percent. These changes decreased the total OPEB liability.

**Changes in Benefit Terms** – There were no changes in benefit terms since the prior measurement date.

For the year ended August 31, 2020, the District recognized OPEB expense of \$622,380 and revenue of \$622,380 for support provided by the State.

At August 31, 2020, Jacksonville Independent School District reported its proportionate share of the TRS’s deferred outflows of resources and deferred inflows of resources related to other post-employment benefits from the following sources:

	<u>Deferred Outflows of Resources</u>	<u>Deferred Inflows of Resources</u>
Differences between expected and actual economic experience	\$ 871,847	\$ 2,908,130
Changes in assumptions	987,073	4,780,118
Difference between projected and actual investment earnings	1,917	-
Changes in proportion and difference between the employer’s contributions and the proportionate share of contributions	797,073	212,815
Contributions paid to TRS subsequent to the measurement date	<u>301,974</u>	<u>-</u>
Total	<u>\$ 2,959,884</u>	<u>\$ 7,901,063</u>

**I. DEFINED BENEFIT POST-EMPLOYMENT BENEFIT PLAN (cont.)**

The net amounts of the employer’s balances of deferred outflows and inflows of resources (not including the deferred contribution paid subsequent to the measurement date) related to OPEB will be recognized in OPEB expense as follows:

<u>Plan Year ended August 31:</u>	<u>Pension Expense Amount</u>
2021	\$ (893,808)
2022	\$ (893,808)
2023	\$ (894,428)
2024	\$ (894,783)
2025	\$ (894,686)
Thereafter	\$ (771,640)

**J. HEALTH CARE COVERAGE**

During the year ended August 31, 2020, employees of Jacksonville Independent School District were covered by the state TRS-ActiveCare health plan. This plan is administered by the Teacher Retirement System of Texas. The District contributed \$270.00 per month per employee to the Plan and employees, at their option, authorized payroll holdings to pay contributions or premiums for dependents. All premiums were paid on a monthly basis to the Teacher Retirement System. Terms of coverage and premium costs are renewable at September 1, 2020.

**K. MEDICARE PART D – ON BEHALF PAYMENTS**

The Medicare Prescription Drug, Improvement and Modernization Act of 2003(MMA) created an outpatient prescription drug benefit program (known as Medicare Part D) and a Retiree Drug Subsidy (RDS) program which were made available in 2006. The Texas Public School Retired Employee Group Insurance Program (TRS-Care) is offering a Medicare Part D Plan and is participating in the Retiree Drug Subsidy plan for eligible TRS-Care participants. Under Medicare Part D and the RDS program, TRS-Care receives payments from the federal government to offset certain prescription drug expenditures for eligible TRS-Care participants. On-behalf payments must be recognized as equal revenues and expenditures/expenses by each reporting entity. The allocation of these on-behalf payments is based on the ratio of a reporting entity’s covered payroll to the entire covered payroll reported by all participating reporting entities. TRS based this allocation percentage on the “completed” report submissions by reporting entities for the month of May 2019. Payments made on behalf of Jacksonville Independent School District for fiscal years 2020, 2019, and 2018 were \$144,881, \$93,933 and \$115,835, respectively.

**L. SELF-FUNDED WORKER'S COMPENSATION PLAN**

Jacksonville Independent School District has entered into a pooled, self-funded worker's compensation plan as a participant of the East Texas Educational Insurance Association. Several school districts are participants and the plan is administered by Claims Administrative Services, Inc. A stop-loss amount is determined for each plan year based on the school district's payroll in relation to total payrolls of all plan members. Each plan year (coinciding with the school year) a new stop-loss limit will be determined. The loss fund maximum for the year under audit was \$353,205. Costs for the administration of claims, loss control, re-insurance and record keeping were \$83,035.

The accrued liability for Workers' Compensation self-insurance of \$252,606 includes incurred but not reported claims. This liability reported in the fund at August 31, 2020, is based on the requirements of Governmental Accounting Standards Board Statement No. 10, which requires that a liability for claims be reported if information prior to the issuance of the financial statements indicates that it is probable that a liability has been incurred as of the date of the financial statements, and the amount of loss can be reasonably estimated. Because actual claim liabilities depend on such complex factors as inflation, changes in legal doctrines, and damage awards, the process used in computing the liability does not result necessarily in an exact amount.

Changes in the Workers' Compensation claims liability amounts in fiscal year ended August 31, 2020 are represented below:

Balance September 1, <u>2019</u>	Current Year Claims and Changes in <u>Estimates</u>	Claim Payments	Balance at August 31, <u>2020</u>
<u>\$296,721</u>	<u>\$28,976</u>	<u>\$73,091</u>	<u>\$252,606</u>

**M. UNEMPLOYMENT COMPENSATION POOL**

During the year ended August 31, 2020, Jacksonville ISD provided unemployment compensation coverage to its employees through participation in the TASB Risk Management Fund (the Fund). The Fund was created and is operated under the provisions of the Interlocal Cooperation Act, Chapter 791 of the Texas Government Code. The Fund's Unemployment Compensation Program is authorized by Section 22.005 of the Texas Education Code and Chapter 172 of the Texas Local Government Code. All members participating in the Fund execute Interlocal Agreements that define the responsibilities of the parties.

The Fund meets its quarterly obligation to the Texas Workforce Commission. Expenses are accrued monthly until the quarterly payment has been made. Expenses can be reasonably estimated; therefore, there is no need for specific or aggregate stop loss coverage for Unemployment Compensation pool. For the year ended August 31, 2020, the Fund anticipates that Jacksonville ISD has no additional liability beyond the contractual obligation for payment of contribution.

The Fund engages the services of an independent auditor to conduct a financial audit after the close of each year on August 31. The audit is accepted by the Fund's Board of Trustees in February of the following year. The Fund's audited financial statements as of August 31, 2019 are available on the TASB Risk Management Fund website and have been filed with the Texas Department of Insurance in Austin.

**N. AUTO, LIABILITY AND PROPERTY PROGRAMS**

During the year ended August 31, 2020, Jacksonville ISD participated in the following TASB Risk Management Fund (the Fund) programs: Auto Liability, Auto Physical Damage, Privacy and Information Security, Property, and School Liability. The Fund was created and is operated under the provision of the Interlocal Cooperation Act, Chapter 791 of the Texas Government Code. All members participating in the Fund execute Interlocal Agreements that define the responsibilities of the parties.

The Fund purchases stop-loss coverage for protection against catastrophic and larger than anticipated claims for its Auto, Liability and Property programs. The terms and limits of the stop-loss program vary by line of coverage. The Fund uses the services of an independent actuary to determine reserve adequacy and fully funds those reserves. For the year ended August 31, 2020, the Fund anticipates Jacksonville ISD has no additional liability beyond the contractual obligations for payment of contributions.

The Fund engages the services of an independent auditor to conduct a financial audit after the close of each year on August 31. The audit is accepted by the Fund’s Board of Trustees in February of the following year. The Fund’s audited financial statements as of August 31, 2019, are available on the TASB Risk Management Fund website and have been filed with the Texas Department of Insurance in Austin.

**O. CHANGES IN LONG-TERM LIABILITIES**

Long-term activity for the year ended August 31, 2020, was as follows:

	<u>Beginning Balance</u>	<u>Additions</u>	<u>Reductions</u>	<u>Ending Balance</u>	<u>Due Within One Year</u>
<b>Governmental Activities:</b>					
Bonds and Notes Payable:					
General Obligation Bonds	\$ 85,245,000	\$ -	\$(1,880,000)	\$ 83,365,000	\$ 1,970,000
Accretion of Interest on Bonds	-	-	-	-	-
Accretion of Discount on Bonds	(76,639)	-	4,954	(71,685)	-
Amortization of Premium on Bonds	4,515,378	-	(227,812)	4,287,566	-
Total Bonds and Notes Payable	<u>89,683,739</u>	<u>-</u>	<u>(2,102,858)</u>	<u>87,580,881</u>	<u>1,970,000</u>
Other Liabilities:					
Compensated Absences	301,563	194,650	(154,838)	341,375	-
Proportionate share of TRS Net Pension Liability	14,501,934	2,112,892	(3,174,101)	13,440,725	-
Proportionate share of TRS Net OPEB Liability	18,955,386	2,203,439	(3,387,248)	17,771,577	-
Total Other Liabilities	<u>33,758,883</u>	<u>4,510,981</u>	<u>(6,716,187)</u>	<u>31,553,677</u>	<u>-</u>
Total Governmental Activities Long-term Liabilities	<u>\$123,442,622</u>	<u>\$ 4,510,981</u>	<u>\$ (8,819,045)</u>	<u>\$119,134,558</u>	<u>\$ 1,970,000</u>

**P. DEFERRED OUTFLOWS/INFLOWS OF RESOURCES**

Deferred inflows of resources, reported on the governmental fund balance sheet, related to property taxes at year-end consisted of the following:

	<u>General Fund</u>	<u>Debt Service Fund</u>	<u>Total</u>
Net Tax Revenue	<u>\$ 758,287</u>	<u>\$ 307,915</u>	<u>\$1,066,202</u>
Total Deferred Revenue – Property Taxes	<u>\$ 758,287</u>	<u>\$ 307,915</u>	<u>\$1,066,202</u>



**Q. RECEIVABLES FROM OTHER GOVERNMENTS**

The District participates in a variety of federal and state programs from which it receives grants to partially or fully finance certain activities. In addition, the District receives entitlements from the State through the School Foundation and Per Capita Programs. Amounts due from federal and state governments as of August 31, 2020 are summarized below. All federal grants shown below are passed through the TEA and are reported on the combined financial statements as Receivables from Other Governments.

<u>FUND</u>	<u>STATE ENTITLEMENTS</u>	<u>FEDERAL GRANTS</u>	<u>OTHER</u>	<u>TOTAL</u>
General	\$ 1,736,440	\$ -	\$ 55,631	\$ 1,792,071
Debt Service	-	-	16,913	16,913
Special Revenue	-	1,011,580	815	1,012,395
Total	<u>\$ 1,736,440</u>	<u>\$ 1,011,580</u>	<u>\$ 73,359</u>	<u>\$ 2,821,379</u>

**R. REVENUE FROM LOCAL AND INTERMEDIATE SOURCES**

During the current year, revenues from local and intermediate sources consisted of the following:

	<u>General Fund</u>	<u>2017 Bond Proceeds CPF</u>	<u>Capital Projects Fund</u>	<u>Special Revenue Funds</u>	<u>Debt Service Fund</u>	<u>Total</u>
Property Taxes	\$ 11,595,362	\$ -	\$ -	\$ -	\$ 5,060,277	\$ 16,655,639
Penalties, Interest and Other						
Tax-related Income	263,107	-	-	-	95,787	358,894
Investment Income	332,680	23,857	44,942	8,774	92,530	502,783
Food Service Related	-	-	-	197,899	-	197,899
Co-curricular Student Activities	88,000	-	-	-	-	88,000
Campus Activity	-	-	-	244,273	-	244,273
Head Start	194,953	-	-	-	-	194,953
Foundations, Gifts & Bequests	-	-	-	31,065	-	31,065
Other	65,717	-	-	100,000	-	165,717
Total	<u>\$ 12,539,819</u>	<u>\$ 23,857</u>	<u>\$ 44,942</u>	<u>\$ 582,011</u>	<u>\$ 5,248,594</u>	<u>\$ 18,439,223</u>

**S. LITIGATION**

The District's management and counsel are unaware of any pending or threatened litigation at the present time.

## **T. CONSTRUCTION AND OTHER SIGNIFICANT COMMITMENTS AND CONTINGENCIES**

The District participates in numerous state and federal grant programs which are governed by various rules and regulations of the grantor agencies. Costs charged to the respective grant programs are subject to audit and adjustment by the grantor agencies; therefore, to the extent that the District has not complied with the rules and regulations governing the grants, if any, refunds of any money received may be required and the collectability of any related receivable at August 31, 2020, may be impaired. In the opinion of the District, there are no significant contingent liabilities relating to compliance with the rules and regulations governing the respective grants; therefore, no provision has been recorded in the accompanying combined financial statements for such contingencies.

At August 31, 2020 the District had the following construction projects in progress: Jacksonville High School roofing project, Nichols Intermediate roofing project, and Jacksonville Middle School weight room project. Additional information on future projects currently being planned can be found on the District's website at [www.jisd.org](http://www.jisd.org).

## **U. SUBSEQUENT EVENTS**

On May 15, 2020, the Board approved an order authorizing the issuance of no more than \$37,550,000 of Unlimited Tax Refunding Bonds to refund portions of the Series 2011 Unlimited Tax School Building Bonds. The Series 2020 Unlimited Tax Refunding Bonds in the amount of \$30,510,000 were subsequently issued and delivered on November 18, 2020.

REQUIRED SUPPLEMENTARY INFORMATION

JACKSONVILLE ISD  
SCHEDULE OF THE DISTRICT'S PROPORTIONATE SHARE OF THE NET PENSION LIABILITY  
TEACHER RETIREMENT SYSTEM OF TEXAS  
FOR THE YEAR ENDED AUGUST 31, 2020

	FY 2020 Plan Year 2019	FY 2019 Plan Year 2018	FY 2018 Plan Year 2017
District's Proportion of the Net Pension Liability (Asset)	0.025855938%	0.026346829%	0.024743362%
District's Proportionate Share of Net Pension Liability (Asset)	\$ 13,440,725	\$ 14,501,934	\$ 7,911,594
State's Proportionate Share of the Net Pension Liability (Asset) Associated with the District	22,103,156	23,898,372	15,053,795
Total	<u>\$ 35,543,881</u>	<u>\$ 38,400,306</u>	<u>\$ 22,965,389</u>
District's Covered Payroll	\$ 30,097,193	\$ 29,314,122	\$ 28,900,076
District's Proportionate Share of the Net Pension Liability (Asset) as a Percentage of its Covered Payroll	44.66%	49.47%	27.38%
Plan Fiduciary Net Position as a Percentage of the Total Pension Liability	75.24%	73.74%	82.17%

Note: GASB Codification, Vol. 2, P20.183 requires that the information on this schedule be data from the period corresponding with the periods covered as of the measurement dates of August 31, 2019 for year 2020, August 31, 2018 for year 2019, August 31, 2017 for year 2018, August 31, 2016 for year 2017, August 31, 2015 for year 2016 and August 31, 2014 for year 2015.

This schedule shows only the years for which this information is available. Additional information will be added until 10 years of data are available and reported.

<u>FY 2017</u> <u>Plan Year 2016</u>	<u>FY 2016</u> <u>Plan Year 2015</u>	<u>FY 2015</u> <u>Plan Year 2014</u>
0.024827672%	0.0261546%	0.0157728%
\$ 9,382,008	\$ 9,245,303	\$ 4,213,133
17,878,643	17,421,639	14,941,415
<u>\$ 27,260,651</u>	<u>\$ 26,666,942</u>	<u>\$ 19,154,548</u>
\$ 27,944,095	\$ 27,379,223	\$ 26,277,183
33.57%	33.77%	16.03%
78.00%	138.00%	83.25%

JACKSONVILLE ISD  
SCHEDULE OF DISTRICT'S CONTRIBUTIONS FOR PENSIONS  
TEACHER RETIREMENT SYSTEM OF TEXAS  
FOR FISCAL YEAR 2020

	2020	2019	2018
Contractually Required Contribution	\$ 1,036,676	\$ 904,989	\$ 886,909
Contribution in Relation to the Contractually Required Contribution	1,036,676	904,989	886,909
Contribution Deficiency (Excess)	\$ -	\$ -	\$ -
District's Covered Payroll	\$ 33,628,096	\$ 30,097,193	\$ 29,314,122
Contributions as a Percentage of Covered Payroll	3.08%	3.01%	3.03%

Note: GASB Codification, Vol. 2, P20.183 requires that the data in this schedule be presented as of the District's respective fiscal years as opposed to the time periods covered by the measurement dates ending August 31 of the preceding year.

This schedule shows only the years for which this information is available. Additional information will be added until 10 years of data are available and reported.

	2017	2016	2015
\$	810,943	\$ 788,838	\$ 774,450
	810,943	788,838	774,450
\$	-	\$ -	\$ -
\$	28,900,076	\$ 27,944,095	\$ 27,379,223
	2.81%	2.82%	2.83%

JACKSONVILLE ISD  
SCHEDULE OF THE DISTRICT'S PROPORTIONATE SHARE OF THE NET OPEB LIABILITY  
TEACHER RETIREMENT SYSTEM OF TEXAS  
FOR THE YEAR ENDED AUGUST 31, 2020

	FY 2020 Plan Year 2019	FY 2019 Plan Year 2018	FY 2018 Plan Year 2017
District's Proportion of the Net Liability (Asset) for Other Postemployment Benefits	0.037579017%	0.037963226%	0.03630248%
District's Proportionate Share of Net OPEB Liability (Asset)	\$ 17,771,577	\$ 18,955,386	\$ 15,786,587
State's Proportionate Share of the Net OPEB Liability (Asset) Associated with the District	23,614,451	23,862,308	22,097,415
Total	<u>\$ 41,386,028</u>	<u>\$ 42,817,694</u>	<u>\$ 37,884,002</u>
District's Covered Payroll	\$ 30,097,193	\$ 29,314,122	\$ 28,900,076
District's Proportionate Share of the Net OPEB Liability (Asset) as a Percentage of its Covered Payroll	59.05%	64.66%	54.62%
Plan Fiduciary Net Position as a Percentage of the Total OPEB Liability	2.66%	1.57%	0.91%

Note: GASB Codification, Vol. 2, P50.238 states that the information on this schedule should be determined as of the measurement date. Therefore the amounts reported for FY 2020 are for the measurement date of August 31, 2019. The amounts for FY 2019 are for the measurement date August 31, 2018. The amounts for FY 2018 are based on the August 31, 2017 measurement date.

This schedule shows only the years for which this information is available. Additional information will be added until 10 years of data are available and reported.



JACKSONVILLE ISD  
 SCHEDULE OF DISTRICT'S CONTRIBUTIONS FOR OTHER POSTEMPLOYMENT BENEFITS (OPEB)  
 TEACHER RETIREMENT SYSTEM OF TEXAS  
 FOR FISCAL YEAR 2020

	2020	2019	2018
Contractually Required Contribution	\$ 301,974	\$ 266,707	\$ 261,892
Contribution in Relation to the Contractually Required Contribution	301,974	266,707	261,892
Contribution Deficiency (Excess)	\$ -	\$ -	\$ -
District's Covered Payroll	\$ 33,628,096	\$ 30,097,193	\$ 29,314,122
Contributions as a Percentage of Covered Payroll	0.90%	0.89%	0.89%

Note: GASB Codification, Vol. 2, P50.238 requires that the data in this schedule be presented as of the District's respective fiscal years as opposed to the time periods covered by the measurement dates ending August 31 of the preceding year.

Information in this schedule should be provided only for the years where data is available. Eventually 10 years of data should be presented.

JACKSONVILLE INDEPENDENT SCHOOL DISTRICT  
NOTES TO REQUIRED SUPPLEMENTARY INFORMATION  
FOR THE YEAR ENDED AUGUST 31, 2020

A. Notes to Schedules for the TRS Pension

*Changes of Benefit Terms.*

There were no changes of benefit terms that affected measurement of the total pension liability during the measurement period.

*Changes of Assumptions.*

There were no changes in the actuarial assumptions used in the determination of the total pension liability during the measurement period.

ACKSONVILLE INDEPENDENT SCHOOL DISTRICT  
NOTES TO REQUIRED SUPPLEMENTARY INFORMATION  
FOR THE YEAR ENDED AUGUST 31, 2020

B. Notes to Schedules for the TRS OPEB Plan

*Changes of Benefit Terms.*

There were no changes of benefit terms during the measurement period that affected the total OPEB liability.

*Changes in Assumptions.*

The following were changes to the actuarial assumptions or other inputs that affected measurement of the Total OPEB liability (TOL) since the prior measurement period:

- The discount rate changed from 3.69 percent as of August 31, 2018 to 2.63 percent, as of August 31, 2019. This change increased the total OPEB liability.
- The health care trend rates were reset to better reflect the plan's anticipated experience. This change increased the total OPEB liability.
- The participation rate for pre-65 retirees was lowered from 70 percent to 65 percent. The participation rate for post-65 retirees was lowered from 75 percent to 50 percent. 25 percent of pre-65 retirees are assumed to discontinue their coverage at age 65. There was not lapse assumption in the prior valuation. These changes decreased the total OPEB liability.
- The percentage of retirees who are assumed to have two-person coverage was lowered from 20 percent to 15 percent. In addition, the participation assumption for surviving spouses of employees that die while actively employed was lowered from 20 percent to 10 percent. These changes decreased the total OPEB liability.

THIS PAGE LEFT BLANK INTENTIONALLY

SUPPLEMENTARY INFORMATION

JACKSONVILLE ISD  
 COMBINING BALANCE SHEET  
 NONMAJOR GOVERNMENTAL FUNDS  
 AUGUST 31, 2020

Data Control Codes	211 ESEA I, A Improving Basic Program	224 IDEA - Part B Formula	225 IDEA - Part B Preschool	240 National Breakfast and Lunch Program	
<b>ASSETS</b>					
1110	Cash and Cash Equivalents	\$ -	\$ -	\$ -	\$ 315,396
1240	Due from Other Governments	238,575	97,148	8,453	141,344
1290	Other Receivables	-	-	-	333
1300	Inventories	-	-	-	5,165
1000	Total Assets	<u>\$ 238,575</u>	<u>\$ 97,148</u>	<u>\$ 8,453</u>	<u>\$ 462,238</u>
<b>LIABILITIES</b>					
2110	Accounts Payable	\$ -	\$ 248	\$ -	\$ 761
2160	Accrued Wages Payable	116,261	27,756	3,984	65,903
2170	Due to Other Funds	122,314	69,144	4,469	-
2300	Unearned Revenue	-	-	-	28,899
2000	Total Liabilities	<u>238,575</u>	<u>97,148</u>	<u>8,453</u>	<u>95,563</u>
<b>FUND BALANCES</b>					
Restricted Fund Balance:					
3450	Federal or State Funds Grant Restriction	-	-	-	366,675
3470	Capital Acquisition and Contractual Obligation	-	-	-	-
Committed Fund Balance:					
3545	Other Committed Fund Balance	-	-	-	-
3000	Total Fund Balances	<u>-</u>	<u>-</u>	<u>-</u>	<u>366,675</u>
4000	Total Liabilities and Fund Balances	<u>\$ 238,575</u>	<u>\$ 97,148</u>	<u>\$ 8,453</u>	<u>\$ 462,238</u>

244 Career and Technical - Basic Grant	255 ESEA II,A Training and Recruiting	263 Title III, A English Lang. Acquisition	266 ESSER -School Emergency Relief	270 ESEA VI, Pt B Rural & Low Income	276 Instructional Continuity	288 Title IV Part A Subpart 1	289 LEP Summer School
\$ -	\$ -	\$ -	\$ -	\$ -	\$ 26,628	\$ -	\$ 221
-	17,161	24,102	141,167	24,189	-	8,481	-
-	-	-	-	-	-	-	-
-	-	-	-	-	-	-	-
<u>\$ -</u>	<u>\$ 17,161</u>	<u>\$ 24,102</u>	<u>\$ 141,167</u>	<u>\$ 24,189</u>	<u>\$ 26,628</u>	<u>\$ 8,481</u>	<u>\$ 221</u>
\$ -	\$ -	\$ -	\$ -	\$ -	\$ -	\$ -	\$ -
-	8,097	5,017	-	-	-	-	-
-	9,064	19,085	141,167	24,189	26,628	8,481	-
-	-	-	-	-	-	-	221
<u>-</u>	<u>17,161</u>	<u>24,102</u>	<u>141,167</u>	<u>24,189</u>	<u>26,628</u>	<u>8,481</u>	<u>221</u>
-	-	-	-	-	-	-	-
-	-	-	-	-	-	-	-
-	-	-	-	-	-	-	-
<u>\$ -</u>	<u>\$ 17,161</u>	<u>\$ 24,102</u>	<u>\$ 141,167</u>	<u>\$ 24,189</u>	<u>\$ 26,628</u>	<u>\$ 8,481</u>	<u>\$ 221</u>

JACKSONVILLE ISD  
 COMBINING BALANCE SHEET  
 NONMAJOR GOVERNMENTAL FUNDS  
 AUGUST 31, 2020

Data Control Codes	385 Visually Impaired SSVI	397 Advanced Placement Incentives	410 State Instructional Materials	429 Other State Special Revenue Funds	
<b>ASSETS</b>					
1110	Cash and Cash Equivalents	\$ -	\$ 157	\$ -	\$ 1,165
1240	Due from Other Governments	-	-	311,775	-
1290	Other Receivables	-	-	15,832	-
1300	Inventories	-	-	-	-
1000	Total Assets	<u>\$ -</u>	<u>\$ 157</u>	<u>\$ 327,607</u>	<u>\$ 1,165</u>
<b>LIABILITIES</b>					
2110	Accounts Payable	\$ -	\$ -	\$ -	\$ -
2160	Accrued Wages Payable	-	-	-	-
2170	Due to Other Funds	-	-	284,705	-
2300	Unearned Revenue	-	-	-	-
2000	Total Liabilities	<u>-</u>	<u>-</u>	<u>284,705</u>	<u>-</u>
<b>FUND BALANCES</b>					
Restricted Fund Balance:					
3450	Federal or State Funds Grant Restriction	-	157	42,902	1,165
3470	Capital Acquisition and Contractual Obligation	-	-	-	-
Committed Fund Balance:					
3545	Other Committed Fund Balance	-	-	-	-
3000	Total Fund Balances	<u>-</u>	<u>157</u>	<u>42,902</u>	<u>1,165</u>
4000	Total Liabilities and Fund Balances	<u>\$ -</u>	<u>\$ 157</u>	<u>\$ 327,607</u>	<u>\$ 1,165</u>



461 Campus Activity Funds	482 Tomato Bowl Sponsorship Program	Total Nonmajor Special Revenue Funds	698 2017 Bond Proceeds Cap Proj Fund	Total Nonmajor Governmental Funds
\$ 277,690	\$ 191,005	\$ 812,262	\$ 1,719,192	\$ 2,531,454
-	-	1,012,395	-	1,012,395
-	12,000	28,165	-	28,165
-	-	5,165	-	5,165
<u>\$ 277,690</u>	<u>\$ 203,005</u>	<u>\$ 1,857,987</u>	<u>\$ 1,719,192</u>	<u>\$ 3,577,179</u>
\$ 50	\$ -	\$ 1,059	\$ 41,208	\$ 42,267
-	-	227,018	-	227,018
-	-	709,246	-	709,246
-	-	29,120	-	29,120
<u>50</u>	<u>-</u>	<u>966,443</u>	<u>41,208</u>	<u>1,007,651</u>
-	-	410,899	-	410,899
-	-	-	1,677,984	1,677,984
<u>277,640</u>	<u>203,005</u>	<u>480,645</u>	<u>-</u>	<u>480,645</u>
<u>277,640</u>	<u>203,005</u>	<u>891,544</u>	<u>1,677,984</u>	<u>2,569,528</u>
<u>\$ 277,690</u>	<u>\$ 203,005</u>	<u>\$ 1,857,987</u>	<u>\$ 1,719,192</u>	<u>\$ 3,577,179</u>

JACKSONVILLE ISD  
 COMBINING STATEMENT OF REVENUES, EXPENDITURES AND CHANGES IN  
 FUND BALANCES - NONMAJOR GOVERNMENTAL FUNDS  
 FOR THE YEAR ENDED AUGUST 31, 2020

Data Control Codes	211 ESEA I, A Improving Basic Program	224 IDEA - Part B Formula	225 IDEA - Part B Preschool	240 National Breakfast and Lunch Program
<b>REVENUES:</b>				
5700 Total Local and Intermediate Sources	\$ -	\$ -	\$ -	\$ 205,667
5800 State Program Revenues	-	-	-	62,413
5900 Federal Program Revenues	1,620,977	912,828	54,776	2,070,005
5020 Total Revenues	1,620,977	912,828	54,776	2,338,085
<b>EXPENDITURES:</b>				
Current:				
0011 Instruction	1,527,191	389,101	54,776	-
0012 Instructional Resources and Media Services	-	-	-	-
0013 Curriculum and Instructional Staff Development	79,894	2,440	-	-
0021 Instructional Leadership	-	-	-	-
0023 School Leadership	-	185	-	-
0031 Guidance, Counseling, and Evaluation Services	-	521,102	-	-
0033 Health Services	-	-	-	-
0034 Student (Pupil) Transportation	-	-	-	-
0035 Food Services	-	-	-	2,597,945
0036 Extracurricular Activities	-	-	-	-
0051 Facilities Maintenance and Operations	-	-	-	12,051
0052 Security and Monitoring Services	-	-	-	-
0061 Community Services	13,892	-	-	-
Capital Outlay:				
0081 Facilities Acquisition and Construction	-	-	-	-
6030 Total Expenditures	1,620,977	912,828	54,776	2,609,996
1200 Net Change in Fund Balance	-	-	-	(271,911)
0100 Fund Balance - September 1 (Beginning)	-	-	-	638,586
3000 Fund Balance - August 31 (Ending)	\$ -	\$ -	\$ -	\$ 366,675

244 Career and Technical - Basic Grant	255 ESEA II,A Training and Recruiting	263 Title III, A English Lang. Acquisition	266 ESSER -School Emergency Relief	270 ESEA VI, Pt B Rural & Low Income	276 Instructional Continuity	288 Title IV Part A Subpart 1	289 LEP Summer School
\$ -	\$ -	\$ -	\$ -	\$ -	\$ -	\$ -	\$ -
-	-	-	-	-	-	-	-
66,687	118,900	117,487	153,135	74,543	26,628	60,910	3,786
66,687	118,900	117,487	153,135	74,543	26,628	60,910	3,786
55,306	105,910	30,131	66,889	74,543	26,628	54,839	3,786
-	-	-	685	-	-	-	-
10,172	8,800	76,844	-	-	-	-	-
1,209	798	-	-	-	-	-	-
-	3,392	-	-	-	-	-	-
-	-	-	-	-	-	6,071	-
-	-	-	56,813	-	-	-	-
-	-	-	2,300	-	-	-	-
-	-	-	-	-	-	-	-
-	-	-	-	-	-	-	-
-	-	-	26,448	-	-	-	-
-	-	-	-	-	-	-	-
-	-	10,512	-	-	-	-	-
-	-	-	-	-	-	-	-
66,687	118,900	117,487	153,135	74,543	26,628	60,910	3,786
-	-	-	-	-	-	-	-
-	-	-	-	-	-	-	-
\$ -	\$ -	\$ -	\$ -	\$ -	\$ -	\$ -	\$ -

JACKSONVILLE ISD  
 COMBINING STATEMENT OF REVENUES, EXPENDITURES AND CHANGES IN  
 FUND BALANCES - NONMAJOR GOVERNMENTAL FUNDS  
 FOR THE YEAR ENDED AUGUST 31, 2020

Data Control Codes	385 Visually Impaired SSVI	397 Advanced Placement Incentives	410 State Instructional Materials	429 Other State Special Revenue Funds
<b>REVENUES:</b>				
5700 Total Local and Intermediate Sources	\$ -	\$ -	\$ -	\$ -
5800 State Program Revenues	2,030	157	768,956	920
5900 Federal Program Revenues	-	-	-	-
5020 Total Revenues	<u>2,030</u>	<u>157</u>	<u>768,956</u>	<u>920</u>
<b>EXPENDITURES:</b>				
Current:				
0011 Instruction	2,030	-	808,011	-
0012 Instructional Resources and Media Services	-	-	-	68
0013 Curriculum and Instructional Staff Development	-	-	-	-
0021 Instructional Leadership	-	-	-	-
0023 School Leadership	-	-	-	-
0031 Guidance, Counseling, and Evaluation Services	-	-	-	-
0033 Health Services	-	-	-	-
0034 Student (Pupil) Transportation	-	-	-	-
0035 Food Services	-	-	-	-
0036 Extracurricular Activities	-	-	-	-
0051 Facilities Maintenance and Operations	-	-	-	-
0052 Security and Monitoring Services	-	-	-	135
0061 Community Services	-	-	-	-
Capital Outlay:				
0081 Facilities Acquisition and Construction	-	-	-	-
6030 Total Expenditures	<u>2,030</u>	<u>-</u>	<u>808,011</u>	<u>203</u>
1200 Net Change in Fund Balance	-	157	(39,055)	717
0100 Fund Balance - September 1 (Beginning)	-	-	81,957	448
3000 Fund Balance - August 31 (Ending)	<u>\$ -</u>	<u>\$ 157</u>	<u>\$ 42,902</u>	<u>\$ 1,165</u>

461 Campus Activity Funds	482 Tomato Bowl Sponsorship Program	Total Nonmajor Special Revenue Funds	698 2017 Bond Proceeds Cap Proj Fund	Total Nonmajor Governmental Funds
\$ 275,339	\$ 101,005	\$ 582,011	\$ 23,857	\$ 605,868
-	-	834,476	-	834,476
-	-	5,280,662	-	5,280,662
275,339	101,005	6,697,149	23,857	6,721,006
3,236	-	3,202,377	-	3,202,377
29,955	-	30,708	-	30,708
-	-	178,150	-	178,150
-	-	2,007	-	2,007
-	-	3,577	-	3,577
-	-	527,173	-	527,173
-	-	56,813	-	56,813
-	-	2,300	-	2,300
-	-	2,597,945	-	2,597,945
249,302	-	249,302	-	249,302
-	-	38,499	-	38,499
-	-	135	-	135
-	-	24,404	-	24,404
-	-	-	83,790	83,790
282,493	-	6,913,390	83,790	6,997,180
(7,154)	101,005	(216,241)	(59,933)	(276,174)
284,794	102,000	1,107,785	1,737,917	2,845,702
\$ 277,640	\$ 203,005	\$ 891,544	\$ 1,677,984	\$ 2,569,528

JACKSONVILLE ISD  
 COMBINING STATEMENT OF NET POSITION  
 INTERNAL SERVICE FUNDS  
 AUGUST 31, 2020

	755	771	
	Public Entity Risk Pool	Warehouse	Total Internal Service Funds
<b>ASSETS</b>			
Current Assets:			
Cash and Cash Equivalents	\$ 883,869	\$ -	\$ 883,869
Inventories	-	179,364	179,364
Total Assets	<u>883,869</u>	<u>179,364</u>	<u>1,063,233</u>
<b>LIABILITIES</b>			
Current Liabilities:			
Due to Other Funds	-	207,122	207,122
Accrued Expenses	252,606	-	252,606
Total Liabilities	<u>252,606</u>	<u>207,122</u>	<u>459,728</u>
<b>NET POSITION</b>			
Unrestricted Net Position	<u>631,263</u>	<u>(27,758)</u>	<u>603,505</u>
Total Net Position	<u>\$ 631,263</u>	<u>\$ (27,758)</u>	<u>\$ 603,505</u>

JACKSONVILLE ISD  
 COMBINING STATEMENT OF REVENUES, EXPENSES AND CHANGES IN FUND NET POSITION  
 INTERNAL SERVICE FUNDS  
 FOR THE YEAR ENDED AUGUST 31, 2020

	755	771	
	Public Entity Risk Pool	Warehouse	Total Internal Service Funds
<b>OPERATING REVENUES:</b>			
Local and Intermediate Sources	\$ 257,906	\$ 130,380	\$ 388,286
Total Operating Revenues	<u>257,906</u>	<u>130,380</u>	<u>388,286</u>
<b>OPERATING EXPENSES:</b>			
Payroll Costs	114,799	-	114,799
Other Operating Costs	-	151,092	151,092
Total Operating Expenses	<u>114,799</u>	<u>151,092</u>	<u>265,891</u>
Operating Income (Loss)	143,107	(20,712)	122,395
Total Net Position - September 1 (Beginning)	<u>488,156</u>	<u>(7,046)</u>	<u>481,110</u>
Total Net Position August 31 (Ending)	<u>\$ 631,263</u>	<u>\$ (27,758)</u>	<u>\$ 603,505</u>

JACKSONVILLE ISD  
 COMBINING STATEMENT OF CASH FLOWS  
 INTERNAL SERVICE FUNDS  
 FOR THE YEAR ENDED AUGUST 31, 2020

	755	771	
	Public Entity Risk Pool	Warehouse	Total Internal Service Funds
<u>Cash Flows from Operating Activities:</u>			
Cash Received from User Charges	\$ 257,906	\$ 130,380	\$ 388,286
Cash Payments for Insurance Claims	(158,914)	-	(158,914)
Cash Payments for Suppliers	-	(130,380)	(130,380)
Net Cash Provided by Operating Activities	<u>98,992</u>	<u>-</u>	<u>98,992</u>
Net Increase in Cash and Cash Equivalents	98,992	-	98,992
Cash and Cash Equivalents at Beginning of Year	<u>784,877</u>	<u>-</u>	<u>784,877</u>
Cash and Cash Equivalents at End of Year	<u>\$ 883,869</u>	<u>\$ -</u>	<u>\$ 883,869</u>
<u>Reconciliation of Operating Income (Loss) to Net Cash Provided by Operating Activities:</u>			
Operating Income (Loss):	\$ 143,107	\$ (20,712)	\$ 122,395
Effect of Increases and Decreases in Current Assets and Liabilities:			
Decrease (increase) in Inventories	-	(73,391)	(73,391)
Increase (decrease) in Due to Other Funds	-	94,103	94,103
Increase (decrease) in Accrued Expenses	(44,115)	-	(44,115)
Net Cash Provided by Operating Activities	<u>\$ 98,992</u>	<u>\$ -</u>	<u>\$ 98,992</u>



JACKSONVILLE ISD  
 COMBINING STATEMENT OF CHANGES IN ASSETS AND LIABILITIES  
 ALL AGENCY FUNDS  
 AUGUST 31, 2020

	BALANCE SEPTEMBER 1 2019	ADDITIONS	DEDUCTIONS	BALANCE AUGUST 31 2020
<b>Student Activity Custodial Fund</b>				
Assets:				
Cash and Temporary Investments	\$ 115,283	\$ 499,526	\$ 518,717	\$ 96,092
Liabilities:				
Accounts Payable	\$ -	\$ 516,226	\$ 513,330	\$ 2,896
Due to Student Groups	115,283	500,076	522,163	93,196
Total Liabilities	\$ 115,283	\$ 1,016,302	\$ 1,035,493	\$ 96,092
<b>457 Plan</b>				
Assets:				
Long-Term Investments	\$ 210,671	\$ 17,926	\$ 19,891	\$ 208,706
Liabilities:				
Payable from Restricted Assets	\$ 210,671	\$ 17,926	\$ 19,891	\$ 208,706
<b>TOTAL AGENCY FUNDS</b>				
Assets:				
Cash and Temporary Investments	\$ 115,283	\$ 499,526	\$ 518,717	\$ 96,092
Long-Term Investments	210,671	17,926	19,891	208,706
Total Assets	\$ 325,954	\$ 517,452	\$ 538,608	\$ 304,798
Liabilities:				
Accounts Payable	\$ -	\$ 516,226	\$ 513,330	\$ 2,896
Due to Student Groups	115,283	500,076	522,163	93,196
Payable from Restricted Assets	210,671	17,926	19,891	208,706
Total Liabilities	\$ 325,954	\$ 1,034,228	\$ 1,055,384	\$ 304,798

JACKSONVILLE ISD  
 COMBINING STATEMENT OF FIDUCIARY NET POSITION  
 PRIVATE PURPOSE TRUST FUNDS  
 AUGUST 31, 2020

	807 Future Homemakers of America	808 Joe Wright Alumni	836 CAS Scholarship	Total Private Purpose Trust Funds
<b>ASSETS</b>				
Cash and Cash Equivalents	\$ 2,637	\$ 643	\$ 1,505	\$ 4,785
Total Assets	<u>2,637</u>	<u>643</u>	<u>1,505</u>	<u>4,785</u>
<b>NET POSITION</b>				
Restricted for Scholarships	2,637	643	1,505	4,785
Total Net Position	<u>\$ 2,637</u>	<u>\$ 643</u>	<u>\$ 1,505</u>	<u>\$ 4,785</u>

JACKSONVILLE ISD  
 COMBINING STATEMENT OF CHANGES IN FIDUCIARY NET POSITION  
 PRIVATE PURPOSE TRUST FUNDS  
 FOR THE YEAR ENDED AUGUST 31, 2020

	807 Future Homemakers of America	808 Joe Wright Alumni	836 CAS Scholarship	Total Private Purpose Trust Funds
<b>ADDITIONS:</b>				
Earnings from Temporary Deposits	\$ 26	\$ 5	\$ 5	\$ 36
Contributions, Gifts and Donations	-	332	1,000	1,332
Total Additions	<u>26</u>	<u>337</u>	<u>1,005</u>	<u>1,368</u>
<b>DEDUCTIONS:</b>				
Professional and Contracted Services	<u>250</u>	-	-	<u>250</u>
Total Deductions	<u>250</u>	-	-	<u>250</u>
Change in Net Position	(224)	337	1,005	1,118
Net Position - September 1 (Beginning)	<u>2,861</u>	<u>306</u>	<u>500</u>	<u>3,667</u>
Net Position - August 31 (Ending)	<u><u>\$ 2,637</u></u>	<u><u>\$ 643</u></u>	<u><u>\$ 1,505</u></u>	<u><u>\$ 4,785</u></u>

THIS PAGE LEFT BLANK INTENTIONALLY

## TEA REQUIRED SCHEDULES

JACKSONVILLE ISD  
 SCHEDULE OF DELINQUENT TAXES RECEIVABLE  
 FISCAL YEAR ENDED AUGUST 31, 2020

Last 10 Years Ended August 31	(1)	(2)	(3)
	Tax Rates		Assessed/Appraised Value for School Tax Purposes
	Maintenance	Debt Service	
2011 and prior years	Various	Various	\$ Various
2012	1.040000	0.280000	947,096,909
2013	1.040000	0.280000	964,770,214
2014	1.040000	0.280000	977,924,407
2015	1.040000	0.355000	976,372,013
2016	1.040000	0.355000	978,305,474
2017	1.040000	0.355000	998,241,303
2018	1.040000	0.425000	1,035,272,120
2019	1.040000	0.425000	1,103,205,476
2020 (School year under audit)	0.970000	0.425000	1,221,952,127
1000 TOTALS			

(10) Beginning Balance 9/1/2019	(20) Current Year's Total Levy	(31) Maintenance Collections	(32) Debt Service Collections	(40) Entire Year's Adjustments	(50) Ending Balance 8/31/2020
\$ 190,639	\$ -	\$ 19,500	\$ 1,502	\$ (16,932)	\$ 152,705
39,230	-	4,795	1,291	(1,707)	31,437
47,441	-	5,860	1,578	(1,856)	38,147
64,359	-	7,889	2,124	(2,076)	52,270
76,732	-	10,889	3,717	(2,662)	59,464
102,014	-	15,369	5,246	(5,188)	76,211
145,037	-	31,938	10,902	(4,744)	97,453
237,562	-	53,714	21,950	(12,111)	149,787
489,257	-	158,695	64,852	(32,383)	233,327
-	17,048,152	11,286,729	4,947,122	(247,152)	567,149
<u>\$ 1,392,271</u>	<u>\$ 17,048,152</u>	<u>\$ 11,595,378</u>	<u>\$ 5,060,284</u>	<u>\$ (326,811)</u>	<u>\$ 1,457,950</u>

JACKSONVILLE ISD  
 FUND BALANCE AND CASH FLOW CALCULATION WORKSHEET  
 GENERAL FUND AS OF AUGUST 31, 2020

EXHIBIT J-2

**UNAUDITED**

1	Total General Fund Balance as of 8/31/20 (Exhibit C-1 object 3000 for the General Fund Only)		\$ 13,143,151
2	Total Non-Spendable Fund Balance (from Exhibit C-1 - for the General Fund Only)	\$ -	
3	Total Restricted Fund Balance (from Exhibit C-1 - for the General Fund Only)	-	
4	Total Committed Fund Balance (from Exhibit C-1 - for the General Fund Only)	-	
5	Total Assigned Fund Balance (from Exhibit C-1 - for the General Fund Only)	3,370,000	
6	Estimated amount needed to cover fall cash flow deficits in the General Fund (Net of borrowed funds and funds representing deferred revenues.)	-	
7	Estimate of two month's average cash disbursements during the fiscal year.	9,773,151	
8	Estimate of delayed payments from state sources (58xx).	-	
9	Estimate of underpayment from state sources equal to variance between Legislative Payment Estimate (LPE) and District Planning Estimate (DPE) or District's calculated earned state aid amount.	-	
10	Estimate of delayed payments from federal sources (59xx)	-	
11	Estimate of expenditures to be reimbursed to General Fund from Capital Projects Fund (uses of General Fund cash after bond referendum and prior to issuance of bonds)	-	
12	Optimum Fund Balance and Cash Flow (Lines 2+3+4+5+6+7+8+9+10+11)	<hr style="width: 100%;"/>	13,143,151
13	Excess (Deficit) Unassigned Fund Balance (Line 1 minus Line 12)	<hr style="width: 100%;"/>	\$ -



JACKSONVILLE ISD  
SCHEDULE OF REVENUES, EXPENDITURES, AND CHANGES IN FUND BALANCE  
BUDGET AND ACTUAL - CHILD NUTRITION PROGRAM  
FOR THE YEAR ENDED AUGUST 31, 2020

Data Control Codes	Budgeted Amounts		Actual Amounts (GAAP BASIS)	Variance With Final Budget Positive or (Negative)
	Original	Final		
REVENUES:				
5700 Total Local and Intermediate Sources	\$ 281,525	\$ 281,525	\$ 205,667	\$ (75,858)
5800 State Program Revenues	38,840	38,840	62,413	23,573
5900 Federal Program Revenues	2,413,191	2,413,191	2,070,005	(343,186)
5020 Total Revenues	<u>2,733,556</u>	<u>2,733,556</u>	<u>2,338,085</u>	<u>(395,471)</u>
EXPENDITURES:				
Current:				
0035 Food Services	2,720,306	2,720,306	2,597,945	122,361
0051 Facilities Maintenance and Operations	13,250	13,250	12,051	1,199
6030 Total Expenditures	<u>2,733,556</u>	<u>2,733,556</u>	<u>2,609,996</u>	<u>123,560</u>
1100 Excess (Deficiency) of Revenues Over (Under) Expenditures	-	-	(271,911)	(271,911)
OTHER FINANCING SOURCES (USES):				
7915 Transfers In	-	300,000	-	(300,000)
1200 Net Change in Fund Balances	-	300,000	(271,911)	(571,911)
0100 Fund Balance - September 1 (Beginning)	<u>638,586</u>	<u>638,586</u>	<u>638,586</u>	<u>-</u>
3000 Fund Balance - August 31 (Ending)	<u>\$ 638,586</u>	<u>\$ 938,586</u>	<u>\$ 366,675</u>	<u>\$ (571,911)</u>

JACKSONVILLE ISD  
 SCHEDULE OF REVENUES, EXPENDITURES, AND CHANGES IN FUND BALANCE  
 BUDGET AND ACTUAL - DEBT SERVICE FUND  
 FOR THE YEAR ENDED AUGUST 31, 2020

Data Control Codes	Budgeted Amounts		Actual Amounts (GAAP BASIS)	Variance With Final Budget Positive or (Negative)
	Original	Final		
REVENUES:				
5700 Total Local and Intermediate Sources	\$ 5,241,027	\$ 5,241,027	\$ 5,248,594	\$ 7,567
5800 State Program Revenues	1,102,540	1,102,540	1,556,250	453,710
5900 Federal Program Revenues	294,940	294,940	149,054	(145,886)
5020 Total Revenues	<u>6,638,507</u>	<u>6,638,507</u>	<u>6,953,898</u>	<u>315,391</u>
EXPENDITURES:				
Debt Service:				
0071 Principal on Long-Term Debt	1,880,000	1,880,000	1,880,000	-
0072 Interest on Long-Term Debt	4,050,682	4,050,682	4,050,681	1
0073 Bond Issuance Cost and Fees	2,825	5,325	4,825	500
6030 Total Expenditures	<u>5,933,507</u>	<u>5,936,007</u>	<u>5,935,506</u>	<u>501</u>
1200 Net Change in Fund Balances	705,000	702,500	1,018,392	315,892
0100 Fund Balance - September 1 (Beginning)	<u>4,323,069</u>	<u>4,323,069</u>	<u>4,323,069</u>	<u>-</u>
3000 Fund Balance - August 31 (Ending)	<u>\$ 5,028,069</u>	<u>\$ 5,025,569</u>	<u>\$ 5,341,461</u>	<u>\$ 315,892</u>

FEDERAL AWARDS SECTION

**INDEPENDENT AUDITOR'S REPORT  
ON INTERNAL CONTROL OVER FINANCIAL REPORTING AND ON  
COMPLIANCE AND OTHER MATTERS BASED ON AN AUDIT OF  
FINANCIAL STATEMENTS PERFORMED IN ACCORDANCE WITH  
GOVERNMENTAL AUDITING STANDARDS**

To the Board of Trustees  
Jacksonville Independent School District  
Jacksonville, Texas 75766

I have audited, in accordance with the auditing standards generally accepted in the United States of America and the standards applicable to financial audits contained in *Government Auditing Standards* issued by the Comptroller General of the United States, the financial statements of the governmental activities, each major fund, and the aggregate remaining fund information of Jacksonville Independent School District as of and for the year ended August 31, 2020, and the related notes to the financial statements, which collectively comprise the District's basic financial statements, and have issued my report thereon dated December 30, 2020.

**Internal Control over Financial Reporting**

In planning and performing my audit of the financial statements, I considered Jacksonville Independent School District's internal control over financial reporting (internal control) to determine the audit procedures that are appropriate in the circumstances for the purpose of expressing my opinions on the financial statements, but not for the purpose of expressing an opinion on the effectiveness of the District's internal control. Accordingly, I do not express an opinion on the effectiveness of the District's internal control.

A *deficiency in internal control* exists when the design or operation of a control does not allow management or employees, in the normal course of performing their assigned functions, to prevent, or detect and correct, misstatements on a timely basis. A *material weakness* is a deficiency, or combination of deficiencies, in internal control such that there is a reasonable possibility that a material misstatement of the entity's financial statements will not be prevented, or detected and corrected on a timely basis. A *significant deficiency* is a deficiency, or a combination of deficiencies, in internal control that is less severe than a material weakness, yet important enough to merit attention by those charged with governance.

My consideration of internal control was for the limited purpose described in the first paragraph of this section and was not designed to identify all deficiencies in internal control that might be material weaknesses or significant deficiencies. Given these limitations, during my audit I did not identify any deficiencies in internal control that I consider to be material weaknesses. However, material weaknesses may exist that have not been identified.

**Compliance and Other Matters**

As part of obtaining reasonable assurance about whether Jacksonville Independent School District's financial statements are free of material misstatement, I performed tests of its compliance with certain provisions of laws, regulations, contracts and grant agreements, noncompliance with which could have a direct and material effect on the determination of financial statement amounts. However, providing an opinion on compliance with those provisions was not an objective of my audit and, accordingly, I do not express such an opinion. The results of my tests disclosed no instances of noncompliance or other matters that are required to be reported under *Government Auditing Standards*.

### **Purpose of this Report**

The purpose of this report is solely to describe the scope of my testing of internal control and compliance and the results of that testing, and not to provide an opinion on the effectiveness of the entity's internal control or on compliance. This report is an integral part of an audit performed in accordance with *Government Auditing Standards* in considering the entity's internal control and compliance. Accordingly, this communication is not suitable for any other purpose.

*Rachael Payne*

Rachael Payne, CPA, PLLC  
Carthage, Texas  
December 30, 2020

# Rachael Payne, CPA, PLLC

## Certified Public Accountant

707 University Drive  
Carthage, Texas 75633

Member of  
American Institute of Certified Public Accountants  
Texas Society of Certified Public Accountants

Telephone: (903) 693-8522  
Fax: (903) 693-8567  
Email: rachael@robwilcpa.com

### INDEPENDENT AUDITOR'S REPORT ON COMPLIANCE FOR EACH MAJOR PROGRAM AND ON INTERNAL CONTROL OVER COMPLIANCE REQUIRED BY THE UNIFORM GUIDANCE

To the Board of Trustees  
Jacksonville Independent School District  
Jacksonville, Texas 75766

#### **Report on Compliance for Each Major Federal Program**

I have audited Jacksonville Independent School District's compliance with the types of compliance requirements described in the *OMB Compliance Supplement* that could have a direct and material effect on each of Jacksonville Independent School District's major federal programs for the year ended August 31, 2020. Jacksonville Independent School District's major federal programs are identified in the summary of auditor's results section of the accompanying schedule of findings and questioned costs.

#### ***Management's Responsibility***

Management is responsible for compliance with federal statutes, regulations, and the terms and conditions of its federal awards applicable to its federal programs.

#### ***Auditor's Responsibility***

My responsibility is to express an opinion on compliance for each of the District's major federal programs based on my audit of the types of compliance requirements referred to above. I conducted my audit of compliance in accordance with auditing standards generally accepted in the United States of America; the standards applicable to financial audits contained in *Government Auditing Standards*, issued by the Comptroller General of the United States; and the audit requirements of Title 2 U.S. *Code of Federal Regulations* Part 200, *Uniform Administrative Requirements, Cost Principles, and Audit Requirements for Federal Awards* (Uniform Guidance). Those standards and the Uniform Guidance require that I plan and perform the audit to obtain reasonable assurance about whether noncompliance with the types of compliance requirements referred to above that could have a direct and material effect on a major federal program occurred. An audit includes examining, on a test basis, evidence about Jacksonville Independent School District's compliance with those requirements and performing such other procedures as I considered necessary in the circumstances.

I believe that my audit provides a reasonable basis for my opinion on compliance for each major federal program. However, my audit does not provide a legal determination on Jacksonville Independent School District's compliance.

#### ***Opinion on Each Major Federal Program***

In my opinion, Jacksonville Independent School District complied, in all material respects, with the types of compliance requirements referred to above that could have a direct and material effect on each of its major federal programs for the year ended August 31, 2020.

## Report on Internal Control over Compliance

Management of Jacksonville Independent School District is responsible for establishing and maintaining effective internal control over compliance with the types of requirements referred to above. In planning and performing my audit of compliance, I considered the District's internal control over compliance with the types of requirements that could have a direct and material effect on each major federal program to determine the auditing procedures that are appropriate in the circumstances for the purpose of expressing an opinion on compliance for each major federal program and to test and report on internal control over compliance in accordance with the Uniform Guidance, but not for the purpose of expressing an opinion on the effectiveness of internal control over compliance. Accordingly, I do not express an opinion on the effectiveness of Jacksonville Independent School District's internal control over compliance.

*A deficiency in internal control over compliance* exists when the design or operation of a control over compliance does not allow management or employees, in the normal course of performing their assigned functions, to prevent, or detect and correct, noncompliance with a type of compliance requirement of a federal program on a timely basis. *A material weakness in internal control over compliance* is a deficiency, or combination of deficiencies, in internal control over compliance, such that there is a reasonable possibility that material noncompliance with a type of compliance requirement of a federal program will not be prevented, or detected and corrected, on a timely basis. *A significant deficiency in internal control over compliance* is a deficiency, or combination of deficiencies, in internal control over compliance with a type of compliance requirement of a federal program that is less severe than a material weakness in internal control over compliance, yet important enough to merit attention by those charged with governance.

My consideration of the internal control was for the limited purpose described in the first paragraph of this section and was not designed to identify all deficiencies in internal control over compliance that might be material weaknesses or significant deficiencies. I did not identify any deficiencies in internal control over compliance that I consider to be material weaknesses. However, material weaknesses may exist that have not been identified.

The purpose of this report on internal control over compliance is solely to describe the scope of our testing of internal control over compliance and the results of that testing based on the requirements of the Uniform Guidance. Accordingly, this report is not suitable for any other purpose.

*Rachael Payne*

Rachael Payne, CPA, PLLC  
Carthage, Texas  
December 30, 2020

JACKSONVILLE INDEPENDENT SCHOOL DISTRICT  
SCHEDULE OF FINDINGS AND QUESTIONED COSTS  
FOR THE YEAR ENDED AUGUST 31, 2020

**SUMMARY OF AUDITOR'S RESULTS**

1. The auditor's report expresses an unmodified opinion on whether the financial statements of Jacksonville Independent School District were prepared in accordance with GAAP.
2. There were no significant deficiencies disclosed during the audit of the financial statements. No material weaknesses are reported.
3. No instances of noncompliance material to the financial statements of Jacksonville Independent School District, which would be required to be reported in accordance with *Government Auditing Standards*, were disclosed during the audit.
4. No significant deficiencies in internal control over major federal award programs were disclosed during the audit. No material weaknesses are reported.
5. The auditor's report on compliance for the major federal award programs for Jacksonville Independent School District expresses an unmodified opinion on all major federal programs.
6. There were no findings, which would be required to be reported in accordance with 2 CFR Section 200.516(a), reported in this Schedule.
7. The programs tested as major programs were:
  - a. National School Breakfast & Lunch Program (Federal CFDA Numbers 10.555 and 10.553)
8. The threshold for distinguishing Type A and Type B programs was \$750,000.
9. Jacksonville Independent School District was determined to be a low-risk auditee.

**FINDINGS – FINANCIAL STATEMENT AUDIT**

1. NONE

**FINDINGS AND QUESTIONED COSTS – MAJOR FEDERAL AWARD PROGRAMS AUDIT**

1. NONE



JACKSONVILLE ISD  
SCHEDULE OF EXPENDITURES OF FEDERAL AWARDS  
FOR THE YEAR ENDED AUGUST 31, 2020

(1)	(2)	(3)	(4)
FEDERAL GRANTOR/ PASS-THROUGH GRANTOR/ PROGRAM or CLUSTER TITLE	Federal CFDA Number	Pass-Through Entity Identifying Number	Federal Expenditures
<b>U.S. DEPARTMENT OF EDUCATION</b>			
<u>Passed Through State Department of Education</u>			
ESEA, Title I, Part A - Improving Basic Programs	84.010A	20610101037904	\$ 1,504,716
ESEA, Title I, Part A - Improving Basic Programs	84.010A	21610101037904	116,261
Total CFDA Number 84.010A			1,620,977
*IDEA - Part B, Formula	84.027	206600010379046600	885,072
*IDEA - Part B, Formula	84.027	216600010379046600	27,756
Total CFDA Number 84.027			912,828
*IDEA - Part B, Preschool	84.173	206610010379046610	50,791
*IDEA - Part B, Preschool	84.173	216610010379046610	3,985
Total CFDA Number 84.173			54,776
Total Special Education Cluster (IDEA)			967,604
Carl D Perkins Basic Formula Grant - Career and Tech	84.048	20420006037904	66,687
ESEA, Title VI, Part B - Rural & Low Income Prog.	84.358B	20696001037904	74,543
Title III, Part A - English Language Acquisition	84.365A	20671001037904	112,470
Title III, Part A - English Language Acquisition	84.365A	21671001037904	5,017
Total CFDA Number 84.365A			117,487
ESEA, Title II, Part A - Supporting Effective Instr	84.367A	20694501037904	110,803
ESEA, Title II, Part A - Supporting Effective Instr	84.367A	21694501037904	8,097
Total CFDA Number 84.367A			118,900
Instructional Continuity	84.377A	17610740037904	26,628
COVID-19-ESSER-Elementary & Secondary School Emerge	84.425D	20521001037904	153,135
Title IV, Part A, Subpart 1	84.424A	20680101037904	60,910
LEP Summer School	84.369A	69551902	3,786
Total Passed Through State Department of Education			3,210,657
<b>TOTAL U.S. DEPARTMENT OF EDUCATION</b>			3,210,657
<b>U.S. DEPARTMENT OF AGRICULTURE</b>			
<u>Passed Through the State Department of Agriculture</u>			
*School Breakfast Program	10.553	71401901	463,414
*National School Lunch Program - Cash Assistance	10.555	71301901	1,389,244
*National School Lunch Prog. - Non-Cash Assistance	10.555		217,347
Total CFDA Number 10.555			1,606,591
Total Child Nutrition Cluster			2,070,005
Total Passed Through the State Department of Agriculture			2,070,005
<b>TOTAL U.S. DEPARTMENT OF AGRICULTURE</b>			2,070,005
<b>TOTAL EXPENDITURES OF FEDERAL AWARDS</b>			<b>\$ 5,280,662</b>

\*Clustered Programs

JACKSONVILLE INDEPENDENT SCHOOL DISTRICT  
 NOTES ON ACCOUNTING POLICIES FOR FEDERAL AWARDS  
 YEAR ENDED AUGUST 31, 2020

A. BASIS OF PRESENTATION

The accompanying schedule of expenditures of federal awards (the Schedule) includes the federal award activity of Jacksonville Independent School District under programs of the federal government for the year ended August 31, 2020. The information in the Schedule is presented in accordance with the requirements of Title 2 U.S. Code of Federal Regulations Part 200, Uniform Administrative Requirements, Cost Principles, and Audit Requirements for Federal Awards (Uniform Guidance). Because the Schedule presents only a selected portion of the operations of Jacksonville Independent School District, it is not intended to and does not present the financial position, changes in net position, or cash flows of Jacksonville Independent School District.

B. SUMMARY OF SIGNIFICANT ACCOUNTING POLICIES

1. For all federal programs, the District uses the fund types specified in the Texas Education Agency’s *Financial Accountability System Resource Guide*. Special revenue funds are used to account for resources restricted to, or designated for, specific purposes by a grantor. Federal and state financial assistance generally is accounted for in a Special Revenue Fund.
2. The accounting and financial reporting treatment applied to a fund is determined by its measurement focus. The Governmental Fund types are accounted for using a current financial resources measurement focus. All Federal grant funds were accounted for in a Special Revenue Fund, or, in some instances, the General Fund, which are Governmental Fund type funds.

With this measurement focus, only current assets and current liabilities and the fund balances are included on the balance sheet. Operating statements of these funds present increases and decreases in net current assets. The modified accrual basis of accounting is used for the Governmental Fund types. This basis of accounting recognizes revenues in the accounting period in which they become susceptible to accrual, i.e. both measurable and available, and expenditures in the accounting period in which the fund liability is incurred, if measurable. Such expenditures are recognized following the cost principles contained in the Uniform Guidance, wherein certain types of expenditures are not allowable or are limited as to reimbursement.

Federal grant funds are considered to be earned to the extent of expenditures made under the provisions of the grant, and, accordingly, when such funds are received, they are recorded as unearned revenues until earned. Generally unused balances are returned to the grantor at the close of specified grant periods.

3. The District participates in numerous state and federal grant programs, which are governed by various rules and regulations of the grantor agencies. Costs charged to the respective grant programs are subject to audit and adjustment by the grantor agencies; therefore, to the extent that the District has not complied with rules and regulations governing the grants, refund of any money received may be required and the collectability of any related receivable at August 31, 2020 may be impaired. In the opinion of the District, there are no significant contingent liabilities relating to compliance with the rules and regulations governing the respective grants; therefore, no provision has been recorded in the accompanying financial statements for such contingencies.
4. Jacksonville ISD has elected not to use the 10% de minimis cost rate allowed under the Uniform Guidance.
5. The accompanying schedule of expenditures of federal awards (SEFA) does not contain certain amounts that are federal revenues but are not considered “federal financial assistance” for SEFA reporting purposes. A reconciliation follows:

Total Federal Expenditures, Exhibit K-1	\$ 5,280,662
Other Federal Revenue Sources:	
QSCB Federal Interest Rate Subsidy Payments	149,054
School Health and Related Services (SHARS)	<u>925,781</u>
Total Federal Revenues, Exhibit C-3	<u>\$ 6,355,497</u>

## SCHOOLS FIRST QUESTIONNAIRE

Jacksonville ISD

Fiscal Year 2020

---

SF1	Was there an unmodified opinion in the Annual Financial Report on the financial statements as a whole?	Yes
SF2	Were there any disclosures in the Annual Financial Report and/or other sources of information concerning nonpayment of any terms of any debt agreement?	No
SF3	Did the school district make timely payments to the Teachers Retirement System (TRS), Texas Workforce Commission (TWC), Internal Revenue Service (IRS), and other government agencies? (If there was a warrant hold not cleared in 30 days, then not timely.)	Yes
SF4	Was the school district issued a warrant hold? (Yes even if cleared within 30 days.)	No
SF5	Did the Annual Financial Report disclose any instances of material weaknesses in internal controls over financial reporting and compliance for local, state or federal funds?	No
SF6	Was there any disclosure in the Annual Financial Report of material noncompliance for grants, contracts, and laws related to local, state, or federal funds?	No
SF7	Did the school district post the required financial information on its website in accordance with Government Code, Local Government Code, Texas Education Code, Texas Administrative Code and other statutes, laws and rules in effect at the fiscal year end?	Yes
SF8	Did the school board members discuss the school district's property values at a board meeting within 120 days before the school district adopted its budget?	Yes
SF9	Total accumulated accretion on CABs included in government-wide financial statements at fiscal year end.	\$0

THIS PAGE LEFT BLANK INTENTIONALLY

Financial Advisory Services  
Provided By:

