

OFFICIAL STATEMENT
Dated: November 19, 2019

NEW ISSUE: BOOK-ENTRY-ONLY

In the opinion of Bond Counsel (defined below), assuming continuing compliance by the District (defined below) after the date of initial delivery of the Bonds (defined below) with certain covenants contained in the Order (defined below) and subject to the matters set forth under "TAX MATTERS" herein, interest on the Bonds for federal income tax purposes under existing statutes, regulations, published rulings, and court decisions (1) will be excludable from the gross income of the owners thereof pursuant to section 103 of the Internal Revenue Code of 1986, as amended to the date of initial delivery of the Bonds, and (2) will not be included in computing the alternative minimum taxable income of the owners thereof. See "TAX MATTERS" herein.

\$28,975,000
CALHOUN COUNTY INDEPENDENT SCHOOL DISTRICT
(A political subdivision of the State of Texas located in Calhoun County, Texas)
Unlimited Tax Refunding Bonds, Series 2019

Interest Accrual Date: Initial Delivery (Defined Below)

Dated Date: November 1, 2019

Due: February 15, as shown on the inside cover page

The Calhoun County Independent School District Unlimited Tax Refunding Bonds, Series 2019 (the "Bonds") are being issued pursuant to the Constitution and general laws of the State of Texas, including Chapter 1207, Texas Government Code, as amended ("Chapter 1207"), and an order (the "Order") authorizing the issuance of the Bonds adopted on October 14, 2019 by the Board of Trustees (the "Board") of the Calhoun County Independent School District (the "District"). As permitted by Chapter 1207, the Board, in the Order, delegated the authority to certain District officials to execute a pricing certificate (the "Approval Certificate") establishing the pricing terms for the Bonds. The Approval Certificate was executed by the Superintendent of the District on November 19, 2019, which completed the sale of the Bonds. The Bonds are payable as to principal and interest from the proceeds of an ad valorem tax levied annually, without legal limit as to rate or amount, against all taxable property located within the District. The District has received conditional approval from the Texas Education Agency for the Bonds to be guaranteed under the State of Texas Permanent School Fund Guarantee Program (hereinafter defined), which guarantee will automatically become effective when the Attorney General of Texas approves the Bonds. (See "THE BONDS – Permanent School Fund Guarantee" and "THE PERMANENT SCHOOL FUND GUARANTEE PROGRAM").

Interest on the Bonds will accrue from the date of initial delivery to the Purchaser (defined below), anticipated to occur on or about December 17, 2019 (the "Initial Delivery") and will be payable on February 15 and August 15 of each year, commencing February 15, 2020, until stated maturity. The Bonds will be issued in fully registered form in principal denominations of \$5,000 or any integral multiple thereof. Principal of the Bonds will be payable by the Paying Agent/Registrar, which initially is BOKF, NA, Dallas, Texas (the "Paying Agent/Registrar") upon presentation and surrender of the Bonds for payment. Interest on the Bonds is payable by check dated as of the interest payment date and mailed by the Paying Agent/Registrar to the registered owners as shown on the records of the Paying Agent/Registrar on the close of business as of the last business day of the month next preceding each interest payment date (the "Record Date").

The District intends to utilize the Book-Entry-Only System of The Depository Trust Company, New York, New York ("DTC"). Such Book-Entry-Only System will affect the method and timing of payment and the method of transfer of the Bonds. (See "BOOK-ENTRY-ONLY SYSTEM").

Proceeds from the sale of the Bonds will be used to (i) refund a portion of the District's outstanding bonds for debt service savings and (ii) pay the costs of issuing the Bonds. (See "PLAN OF FINANCING - Purpose", "PLAN OF FINANCING - Refunded Bonds" and "Schedule I – Schedule of Refunded Bonds").

The Bonds are not subject to redemption prior to stated maturity. (See "THE BONDS – No Redemption").

MATURITY SCHEDULE
(On Inside Cover)

The Bonds are offered for delivery when, as and if issued, and received by the initial purchaser thereof at a competitive sale (the "Purchaser") subject to the approval of legality by the Attorney General of the State of Texas and the approval of certain legal matters by Norton Rose Fulbright US LLP, San Antonio, Texas, Bond Counsel. The Bonds are expected to be available for initial delivery through the facilities of DTC on or about December 17, 2019.

\$28,975,000
CALHOUN COUNTY INDEPENDENT SCHOOL DISTRICT
(A political subdivision of the State of Texas located in Calhoun County, Texas)
UNLIMITED TAX REFUNDING BONDS, SERIES 2019

MATURITY SCHEDULE
Base CUSIP No.: 129703⁽¹⁾

Maturity Date <u>2/15</u>	Principal Amount	Interest Rate	Initial Yield	CUSIP No. Suffix⁽¹⁾
2021	\$ 6,710,000	5.00%	1.16%	FG4
2022	7,055,000	5.00	1.18	FH2
2023	7,415,000	5.00	1.21	FJ8
2024	7,795,000	5.00	1.24	FK5

(Interest to accrue from the Delivery Date)

⁽¹⁾ CUSIP numbers are included solely for the convenience of owners of the Bonds. CUSIP is a registered trademark of The American Bankers Association. CUSIP data herein is provided by CUSIP Global Services, managed by S&P Global Market Intelligence on behalf of The American Bankers Association. This data is not intended to create a database and does not serve in any way as a substitute for the CUSIP Services. None of the District, the Financial Advisor, or the Purchaser are responsible for the selection or correctness of the CUSIP numbers set forth herein.

CALHOUN COUNTY INDEPENDENT SCHOOL DISTRICT

BOARD OF TRUSTEES

<u>Name</u>	<u>Date Initially Elected</u>	<u>Current Term Expires</u>	<u>Occupation</u>
Dr. Bill Harvey, President	2013	2022	Public Relations
Lina Moore, Vice President	2015	2021	High School Principal
John Foester, Secretary	2017	2020	Geologist / Rancher
Karen Caraway, Member	2018	2021	Bank VP
David Gaskamp, Member	2016	2022	Senior Production Supervisor
Joe Ortiz, Member	2010	2020	Electrical Technician
Dominic Robles, Member	2017	2020	Instrument Inspector

APPOINTED OFFICIALS

<u>Name</u>	<u>Position</u>	<u>Length of Education Service</u>	<u>Length of Service with the District</u>
Larry Nichols	Superintendent	40 Years	11 Years
Robin Martinez	Director of Finance	22 Years	22 Years

CONSULTANTS AND ADVISORS

Norton Rose Fulbright US LLP, San Antonio, Texas	Bond Counsel
SAMCO Capital Markets, Inc., Plano, Texas	Financial Advisor
Gowland, Streatly, Morales & Company, PLLC, Corpus Christi, Texas	Certified Public Accountants

For additional information, contact:

Larry Nichols
Superintendent
Calhoun County ISD
525 N. Commerce Street
Port Lavaca, Texas 77979
(361) 552-9728

Douglas Whitt / Brian Grubbs / Robert White
SAMCO Capital Markets, Inc.
5800 Granite Parkway, Suite 210
Plano, Texas 75024
(214) 765-1469
(214) 279-8683 (Fax)

USE OF INFORMATION IN OFFICIAL STATEMENT

This Official Statement, which includes the cover page, Schedule I and the Appendices hereto, does not constitute an offer to sell or the solicitation of an offer to buy in any jurisdiction to any person to whom it is unlawful to make such offer, solicitation or sale.

No dealer, broker, salesperson or other person has been authorized to give information or to make any representation other than those contained in this Official Statement, and, if given or made, such other information or representations must not be relied upon.

The Purchaser has provided the following sentence for inclusion in this Official Statement. The Purchaser has reviewed the information in the Official Statement pursuant to their responsibilities to investors under the federal securities laws, but the Purchaser does not guarantee the accuracy or completeness of such information.

The information set forth herein has been obtained from the District and other sources believed to be reliable, but such information is not guaranteed as to accuracy or completeness and is not to be construed as the promise or guarantee of the District, the Financial Advisor or the Purchaser. This Official Statement contains, in part, estimates and matters of opinion which are not intended as statements of fact, and no representation is made as to the correctness of such estimates and opinions, or that they will be realized.

The information and expressions of opinion contained herein are subject to change without notice, and neither the delivery of this Official Statement nor any sale made hereunder shall, under any circumstances, create any implication that there has been no change in the affairs of the District or other matters described herein. See "THE PERMANENT SCHOOL FUND GUARANTEE PROGRAM – PSF Continuing Disclosure Undertaking" and "CONTINUING DISCLOSURE OF INFORMATION" for a description of the undertakings of the Texas Education Agency and the District, respectively to provide certain information on a continuing basis.

THE BONDS ARE EXEMPT FROM REGISTRATION WITH THE UNITED STATES SECURITIES AND EXCHANGE COMMISSION AND CONSEQUENTLY HAVE NOT BEEN REGISTERED THEREWITH. THE REGISTRATION, QUALIFICATION, OR EXEMPTION OF THE BONDS IN ACCORDANCE WITH APPLICABLE SECURITIES LAW PROVISIONS OF THE JURISDICTIONS IN WHICH THE BONDS HAVE BEEN REGISTERED, QUALIFIED, OR EXEMPTED SHOULD NOT BE REGARDED AS A RECOMMENDATION THEREOF.

IN CONNECTION WITH THIS OFFERING, THE PURCHASER MAY OVER-ALLOT OR EFFECT TRANSACTIONS WHICH STABILIZE THE MARKET PRICE OF THE BONDS AT A LEVEL ABOVE THAT WHICH MIGHT OTHERWISE PREVAIL IN THE OPEN MARKET. SUCH STABILIZING, IF COMMENCED, MAY BE DISCONTINUED AT ANY TIME.

NONE OF THE DISTRICT, ITS FINANCIAL ADVISOR, OR THE PURCHASER MAKE ANY REPRESENTATION OR WARRANTY WITH RESPECT TO THE INFORMATION CONTAINED IN THIS OFFICIAL STATEMENT REGARDING THE DEPOSITORY TRUST COMPANY OR ITS BOOK-ENTRY-ONLY SYSTEM DESCRIBED UNDER "BOOK-ENTRY-ONLY SYSTEM" OR THE AFFAIRS OF THE TEXAS EDUCATION AGENCY DESCRIBED UNDER "THE PERMANENT SCHOOL FUND GUARANTEE PROGRAM", AS SUCH INFORMATION WAS PROVIDED BY THE DEPOSITORY TRUST COMPANY AND THE TEXAS EDUCATION AGENCY, RESPECTIVELY.

THIS OFFICIAL STATEMENT CONTAINS "FORWARD-LOOKING" STATEMENTS WITHIN THE MEANING OF SECTION 21E OF THE SECURITIES EXCHANGE ACT OF 1934, AS AMENDED. SUCH STATEMENTS MAY INVOLVE KNOWN AND UNKNOWN RISKS, UNCERTAINTIES AND OTHER FACTORS WHICH MAY CAUSE THE ACTUAL RESULTS, PERFORMANCE AND ACHIEVEMENTS TO BE DIFFERENT FROM THE FUTURE RESULTS, PERFORMANCE AND ACHIEVEMENTS EXPRESSED OR IMPLIED BY SUCH FORWARD-LOOKING STATEMENTS. INVESTORS ARE CAUTIONED THAT THE ACTUAL RESULTS COULD DIFFER MATERIALLY FROM THOSE SET FORTH IN THE FORWARD-LOOKING STATEMENTS.

The agreements of the District and others related to the Bonds are contained solely in the contracts described herein. Neither this Official Statement nor any other statement made in connection with the offer or sale of the Bonds is to be construed as constituting an agreement with the purchasers of the Bonds. INVESTORS SHOULD READ THE ENTIRE OFFICIAL STATEMENT, INCLUDING SCHEDULE I AND ALL APPENDICES ATTACHED HERETO, TO OBTAIN INFORMATION ESSENTIAL TO MAKING AN INFORMED INVESTMENT DECISION.

TABLE OF CONTENTS

SELECTED DATA FROM THE OFFICIAL STATEMENT	1	POSSIBLE EFFECTS OF WEALTH TRANSFER PROVISIONS	
INTRODUCTORY STATEMENT	2	ON THE DISTRICT'S FINANCIAL CONDITION	22
Weather Events	2	AD VALOREM TAX PROCEDURES	23
PLAN OF FINANCING.....	2	TAX RATE LIMITATIONS	25
Purpose	2	THE PROPERTY TAX CODE AS APPLIED TO THE DISTRICT ...	26
Refunded Bonds	2	EMPLOYEE RETIREMENT PLANS AND OTHER POST-	
THE BONDS.....	3	EMPLOYMENT BENEFITS.....	27
General Description	3	RATING.....	27
Authority for Issuance	3	LEGAL MATTERS.....	28
No Redemption	3	TAX MATTERS.....	28
Security	3	INVESTMENT POLICIES.....	29
Permanent School Fund Guarantee	3	REGISTRATION AND QUALIFICATION OF BONDS FOR SALE..	30
Legality.....	3	FINANCIAL ADVISOR.....	30
Payment Record	3	LEGAL INVESTMENTS AND ELIGIBILITY TO SECURE PUBLIC	
Amendments	3	FUNDS IN TEXAS.....	30
Defeasance	3	CONTINUING DISCLOSURE OF INFORMATION	30
Sources and Uses of Funds.....	4	LITIGATION.....	32
REGISTERED OWNERS' REMEDIES.....	4	FORWARD LOOKING STATEMENTS	32
BOOK-ENTRY-ONLY SYSTEM	5	WINNING BIDDER	32
REGISTRATION, TRANSFER AND EXCHANGE.....	6	CERTIFICATION OF THE OFFICIAL STATEMENT.....	32
THE PERMANENT SCHOOL FUND GUARANTEE PROGRAM.....	6	CONCLUDING STATEMENT.....	32
STATE AND LOCAL FUNDING OF SCHOOL DISTRICTS IN			
TEXAS	19		
CURRENT PUBLIC SCHOOL FINANCE SYSTEM	19		
Schedule of Refunded Bonds		Schedule I	
Financial Information of the District		Appendix A	
General Information Regarding the District and Its Economy		Appendix B	
Form of Legal Opinion of Bond Counsel.....		Appendix C	
Audited Financial Report Fiscal Year Ended August 31, 2018.....		Appendix D	

SELECTED DATA FROM THE OFFICIAL STATEMENT

The selected data is subject in all respects to the more complete information and definitions contained or incorporated in this Official Statement. The offering of the Bonds to potential investors is made only by means of this entire Official Statement. No person is authorized to detach this page from this Official Statement or to otherwise use it without this entire Official Statement.

The District	The Calhoun County Independent School District (the "District") is a political subdivision of the State of Texas located in Calhoun County, Texas. The District is governed by a seven-member Board of Trustees (the "Board"). Policy-making and supervisory functions are the responsibility of, and are vested in, the Board. The Board delegates administrative responsibilities to the Superintendent of Schools who is the chief administrative officer of the District. Support services are supplied by consultants and advisors.
The Bonds	The Bonds are being issued in the principal amount of \$28,975,000 pursuant to the Constitution and general laws of the State of Texas, including particularly Chapter 1207, Texas Government Code, as amended ("Chapter 1207"), and the order (the "Order") adopted by the Board on October 14, 2019. As permitted by Chapter 1207, the Board, in the Order, delegated the authority to certain District officials to execute a pricing certificate (the "Approval Certificate") establishing the pricing terms for the Bonds. The Approval Certificate was executed by the Superintendent of the District on November 19, 2019, which completed the sale of the Bonds. Proceeds from the sale of the Bonds will be used to (i) refund a portion of the District's outstanding bonds for debt service savings and (ii) pay the costs of issuing the Bonds. (See "PLAN OF FINANCING - Purpose", "PLAN OF FINANCING - Refunded Bonds" and "Schedule I – Schedule of Refunded Bonds").
Paying Agent/Registrar	The initial Paying Agent/Registrar is BOKF, NA, Dallas, Texas. The District intends to use the Book-Entry-Only System of The Depository Trust Company. (See "BOOK-ENTRY-ONLY SYSTEM").
Security	The Bonds will constitute direct obligations of the District, payable as to principal and interest from ad valorem taxes levied annually against all taxable property located within the District, without legal limitation as to rate or amount. Payments of principal and interest on the Bonds will be further secured by the corpus of the Permanent School Fund of Texas. (See "THE BONDS – Security", "STATE AND LOCAL FUNDING OF SCHOOL DISTRICTS IN TEXAS", "CURRENT PUBLIC SCHOOL FINANCE SYSTEM" and "THE PERMANENT SCHOOL FUND GUARANTEE PROGRAM").
No Redemption	The Bonds are not subject to redemption prior to stated maturity.
Permanent School Fund Guarantee	The District has received conditional approval from the Texas Education Agency (the "TEA") for the payment of the Bonds to be guaranteed under the Permanent School Fund Guarantee Program (defined herein), which guarantee will automatically become effective when the Attorney General of Texas approves the Bonds. (See "THE BONDS – Permanent School Fund Guarantee" and "THE PERMANENT SCHOOL FUND GUARANTEE PROGRAM.")
Rating	The Bonds are rated "Aaa" by Moody's Investors Service, Inc. ("Moody's") based upon the guaranteed repayment thereof under the Permanent School Fund Guarantee Program of the TEA. The District's unenhanced, underlying rating, including the Bonds, is "Aa2" by Moody's. (See "THE PERMANENT SCHOOL FUND GUARANTEE PROGRAM" and "RATING")
Tax Matters	In the opinion of Bond Counsel for the District, interest on the Bonds is excludable from gross income for federal income tax purposes under existing law subject to the matters described under "TAX MATTERS" herein. (See "TAX MATTERS" and "Appendix C - Form of Legal Opinion of Bond Counsel.")
Payment Record	The District has never defaulted on the payment of its bonded indebtedness.
Legal Opinion	Delivery of the Bonds is subject to the approval by the Attorney General of the State of Texas and the rendering of an opinion as to legality by Norton Rose Fulbright US LLP, San Antonio, Texas, Bond Counsel. (See "Appendix C – Form of Legal Opinion of Bond Counsel").
Delivery	When issued, anticipated to be on or about December 17, 2019.

INTRODUCTORY STATEMENT

This Official Statement (the "Official Statement"), which includes the cover page, Schedule I and the Appendices attached hereto, has been prepared by the Calhoun County Independent School District (the "District"), a political subdivision of the State of Texas (the "State") located in Calhoun County, Texas, in connection with the offering by the District of its Unlimited Tax Refunding Bonds, Series 2019 (the "Bonds") identified on page ii hereof.

All financial and other information presented in this Official Statement has been provided by the District from its records, except for information expressly attributed to other sources. The presentation of information, including tables of receipts from taxes and other sources, is intended to show recent historic information, and is not intended to indicate future or continuing trends in the financial position or other affairs of the District. No representation is made that past experience, as is shown by that financial and other information, will necessarily continue or be repeated in the future.

There follows in this Official Statement descriptions of the Bonds and the order (the "Order") adopted by the Board of Trustees of the District (the "Board") on October 14, 2019 authorizing the issuance of the Bonds and certain other information about the District and its finances. All descriptions of documents contained herein are only summaries and are qualified in their entirety by reference to each such document. Copies of such documents may be obtained upon request by writing the Calhoun County Independent School District, 525 N. Commerce Street, Port Lavaca, Texas 77979 and, during the offering period, from the Financial Advisor, SAMCO Capital Markets, Inc., 5800 Granite Parkway, Suite 210, Plano, Texas 75024 by electronic mail or upon payment of reasonable copying, mailing, and handling charges.

This Official Statement speaks only as of its date, and the information contained herein is subject to change. A copy of this Official Statement relating to the Bonds will be submitted by the Purchaser of the Bonds to the Municipal Securities Rulemaking Board, and will be available through its Electronic Municipal Market Access system. See "CONTINUING DISCLOSURE OF INFORMATION" for a description of the District's undertaking to provide certain information on a continuing basis.

Weather Events

The District is located near the Texas Gulf Coast. Land located in this area is susceptible to high winds, heavy rain and flooding caused by rain events, hurricanes, tropical storms, and other tropical disturbances. If a weather-related event were to significantly damage all or part of the improvements within the District, the assessed value of property within the District could be substantially reduced, which could result in a decrease in tax revenues and/or necessitate an increase the District's tax rate. Further, there can be no assurance that a casualty loss to taxable property within the District will be covered by insurance (or property owners will choose to carry flood insurance), any insurance company will fulfill its obligations to provide insurance proceeds or that insurance proceeds will be used to rebuild or repair damaged improvements within the District. Even if insurance proceeds are available and improvements are rebuilt, there could be a period of time in which assessed values within the District would be adversely affected.

PLAN OF FINANCING

Purpose

Proceeds from the sale of the Bonds will be utilized to (i) refund certain of the District's currently outstanding indebtedness as disclosed in Schedule I hereto (the "Refunded Bonds") for debt service savings and (ii) pay the costs of issuance of the Bonds.

Refunded Bonds

The Refunded Bonds, and interest due thereon, are to be paid on their scheduled redemption date from cash and investments to be deposited with BOKF, NA, Dallas, Texas, a national banking association (the "Escrow Agent") pursuant to an Escrow Deposit Letter dated as of October 14, 2019 (the "Escrow Agreement") between the District and the Escrow Agent.

The Order provides that the District will deposit certain proceeds of the sale of the Bonds, along with other lawfully available funds of the District (if any), with the Escrow Agent in the amount necessary and sufficient to accomplish the discharge and final payment of the Refunded Bonds at their scheduled date of early redemption (the "Redemption Date"). Such funds shall be held by the Escrow Agent in an escrow fund (the "Escrow Fund") irrevocably pledged to the payment of principal of and interest on the Refunded Bonds. SAMCO Capital Markets, Inc., in its capacity as Financial Advisor to the District, will certify as to the sufficiency of the amount initially deposited to the Escrow Fund, without regard to investment (if any), to pay the principal of and interest on the Refunded Bonds, when due, on the Redemption Date (the "Sufficiency Certificate"). Amounts on deposit in the Escrow Fund shall, until such time as needed for their intended purpose, be (i) held uninvested in cash and/or (ii) invested in certain direct, noncallable obligations of the United States of America (including obligations unconditionally guaranteed by the United States of America) that were, on the date the Order was adopted, rated as to investment quality by a nationally recognized rating firm of not less than "AAA" (the "Federal Securities"). Cash and investments (if any) held in the Escrow Fund shall not be available to pay debt service requirements on the Bonds.

Prior to, or simultaneously with, the issuance of the Bonds, the District will give irrevocable instructions to provide notice to the owners of the Refunded Bonds that the Refunded Bonds will be redeemed prior to stated maturity on which date money will be made available to redeem the Refunded Bonds from money held under the Escrow Agreement.

By the deposit of the cash and Federal Securities, if any, with the Escrow Agent pursuant to the Escrow Agreement, the District will have effected the defeasance of all of the Refunded Bonds in accordance with the law. It is the opinion of Bond Counsel, in reliance upon the Sufficiency Certificate provided by SAMCO Capital Markets, Inc., that as a result of such defeasance the Refunded Bonds will be outstanding only for the purpose of receiving payments from the Escrow Fund held for such purpose by the Escrow Agent and such Refunded Bonds will not be deemed as being outstanding obligations of the District payable from taxes nor for the purpose of applying any limitation on the issuance of debt.

The District has covenanted in the Escrow Agreement to make timely deposits to the Escrow Fund, from lawfully available funds, of any additional amounts required to pay the principal of and interest on the Refunded Bonds, if for any reason, the cash balances on deposit or scheduled to be on deposit in the Escrow Fund be insufficient to make such payment. Defeasance of the Refunded Bonds will cancel the Permanent School Fund Guarantee relating thereto.

THE BONDS

General Description

The Bonds are dated November 1, 2019 (the "Dated Date") but interest will accrue from the Initial Delivery. The Bonds will mature on the dates and in the principal amounts set forth on page ii of this Official Statement. Interest on the Bonds will be computed on the basis of a 360-day year of twelve 30-day months, and is payable on February 15, 2020 and on each August 15 and February 15 thereafter until stated maturity.

The Bonds will be issued only as fully registered bonds. The Bonds will be issued in the denominations of \$5,000 of principal or any integral multiple thereof within a maturity.

Interest on the Bonds is payable by check mailed on or before each interest payment date by the Paying Agent/Registrar, initially, BOKF, NA, Dallas, Texas, to the registered owner at the last known address as it appears on the Paying Agent/Registrar's registration books on the Record Date (as defined herein) or by such other customary banking arrangement acceptable to the Paying Agent/Registrar and the registered owner to whom interest is to be paid, provided, however, that such person shall bear all risk and expense of such other arrangements. Principal of the Bonds will be payable only upon presentation of such Bonds at the corporate trust office of the Paying Agent/Registrar at stated maturity. So long as the Bonds are registered in the name of Cede & Co. or other nominee for The Depository Trust Company, New York, New York ("DTC"), payments of principal of and interest on the Bonds will be made as described in "BOOK-ENTRY-ONLY SYSTEM" herein.

If the date for the payment of the principal of or interest on the Bonds is a Saturday, Sunday, legal holiday or a day on which banking institutions in the city where the Paying Agent/Registrar is located are authorized by law or executive order to close, then the date for such payment shall be the next succeeding day which is not a Saturday, Sunday, legal holiday or a day on which banking institutions are authorized to close, and payment on such date shall have the same force and effect as if made on the original date payment was due.

Authority for Issuance

The Bonds are issued pursuant to the Constitution and general laws of the State, including Chapter 1207, Texas Government Code, as amended ("Chapter 1207"), and the Order. As permitted by Chapter 1207, the Board, in the Order, delegated the authority to certain District officials to execute a pricing certificate (the "Approval Certificate") establishing the pricing terms for the Bonds. The Approval Certificate was executed by the Superintendent of the District on November 19, 2019, which completed the sale of the Bonds.

No Redemption

The Bonds are not subject to redemption prior to stated maturity.

Security

The Bonds are direct obligations of the District and are payable as to both principal and interest from an ad valorem tax annually levied, without legal limit as to rate or amount, on all taxable property within the District. The District has received conditional approval from the Texas Education Agency (the "TEA") for the payment of the Bonds to be guaranteed under the State of Texas Permanent School Fund Guarantee Program (hereinafter defined), which guarantee will automatically become effective when the Attorney General of Texas approves the Bonds. (See "STATE AND LOCAL FUNDING OF SCHOOL DISTRICTS IN TEXAS", "CURRENT PUBLIC SCHOOL FINANCE SYSTEM" and "THE PERMANENT SCHOOL FUND GUARANTEE PROGRAM").

Permanent School Fund Guarantee

In connection with the sale of the Bonds, the District has received conditional approval from the Commissioner of Education of the TEA for the guarantee of the Bonds under the Permanent School Fund Guarantee Program (Chapter 45, Subchapter C, of the Texas Education Code, as amended). Subject to meeting certain conditions discussed under the heading "THE PERMANENT SCHOOL FUND GUARANTEE PROGRAM" herein, the Bonds will be absolutely and unconditionally guaranteed by the corpus of the Permanent School Fund of the State of Texas. In the event of a payment default by the District, registered owners will receive all payments due from the corpus of the Permanent School Fund.

In the event the District defeases any of the Bonds, the payment of such defeased Bonds will cease to be guaranteed by the Permanent School Fund Guarantee Program.

Legality

The Bonds are offered when, as and if issued, subject to the approval of legality by the Attorney General of the State of Texas and the approval of certain legal matters by Norton Rose Fulbright US LLP, San Antonio, Texas, Bond Counsel. (See "LEGAL MATTERS" and "Appendix C - Form of Legal Opinion of Bond Counsel").

Payment Record

The District has never defaulted on the payment of its bonded indebtedness.

Amendments

The District may amend the Order without the consent of or notice to any registered owners in any manner not detrimental to the interests of the registered owners, including the curing of any ambiguity, inconsistency, or formal defect or omission therein. In addition, the District may, with the written consent of the holders of a majority in aggregate principal amount of the Bonds then outstanding, amend, add to, or rescind any of the provisions of the Order; except that, without the consent of the registered owners of all of the Bonds then outstanding, no such amendment, addition, or rescission may (1) extend the time or times of payment of the principal of and interest on the Bonds, reduce the principal amount, thereof, or the rate of interest thereon, or in any other way modify the terms of payment of the principal of or interest on the Bonds, (2) give any preference to any Bond over any other Bond, or (3) reduce the aggregate principal amount of Bonds required to be held by Holders for consent to any such amendment, addition or rescission.

Defeasance

The Order provides for the defeasance of the Bonds when the payment of the principal of and premium, if any, on such Bonds, plus interest thereon to the due date thereof (whether such due date be by reason of maturity or otherwise), is provided by irrevocably depositing with the Paying Agent/Registrar, or other authorized escrow agent, in trust (1) money sufficient to make such payment or (2) Government Securities to mature as to principal and interest in such amounts and at such times to insure the

availability, without reinvestment, of sufficient money to make such payment, and all necessary and proper fees, compensation and expenses of the paying agent for the Bonds. The Order provides that "Government Securities" means (a) direct, noncallable obligations of the United States of America, including obligations that are unconditionally guaranteed by the United States of America, (b) noncallable obligations of an agency or instrumentality of the United States of America, including obligations that are unconditionally guaranteed or insured by the agency or instrumentality and that, on the date of the District's adoption of the Order were rated as to investment quality by a nationally recognized investment rating firm not less than "AAA" or its equivalent, (c) noncallable obligations of a state or an agency or a county, municipality, or other political subdivision of a state that have been refunded and that, on the date of the District's adoption of the Order were rated as to investment quality by a nationally recognized investment rating firm not less than "AAA" or its equivalent, and (d) any other then authorized securities or obligations under applicable law that may be used to defease obligations such as the Bonds. The District has the right, subject to satisfying the requirements of (1) and (2) above, to substitute other Government Securities for the Government Securities originally deposited, to reinvest the uninvested moneys on deposit for such defeasance and to withdraw for the benefit of the District moneys in excess of the amount required for such defeasance. District officials have reserved the right to restrict the universe of Government Securities in connection with the pricing and sale of the Bonds.

There is no assurance that the current law will not be changed in a manner which would permit investments other than those described above to be made with amounts deposited to defease the Bonds. Because the Order does not contractually limit such investments, registered owners will be deemed to have consented to defeasance with such other investments, notwithstanding the fact that such investments may not be of the same investment quality as those currently permitted under State law. There is no assurance that the ratings for U.S. Treasury securities used as Government Securities or that for any other Government Security will be maintained at any particular rating category.

Upon such deposit as described above, such Bonds shall no longer be regarded to be outstanding or unpaid and will cease to be outstanding obligations secured by the Order or treated as debt of the District for purposes of taxation or applying any limitation on the District's ability to issue debt or for any other purpose.

Furthermore, the Permanent School Fund Guarantee will terminate with respect to any Bonds defeased in the manner provided above.

Sources and Uses of Funds

The proceeds from the sale of the Bonds will be applied approximately as follows:

Sources	
Par Amount of Bonds	\$ 28,975,000.00
Reoffering Premium	2,923,131.65
Total Sources of Funds	\$ 31,898,131.65
Uses	
Deposit to Escrow Fund	\$ 31,679,685.00
Costs of Issuance	182,377.93
Purchaser's Discount	36,068.72
Total Uses of Funds	\$ 31,898,131.65

REGISTERED OWNERS' REMEDIES

If the District defaults in the payment, when due, of principal or interest on the Bonds, or defaults in the observation or performance of any other covenants, conditions, or obligations set forth in the Order, and the State fails to honor the Permanent School Fund Guarantee as hereinafter discussed, the failure to perform which materially, adversely affects the rights of the owners, including but not limited to, their prospective ability to be repaid in accordance with the Order, any registered owner is entitled to seek a writ of mandamus from a court of proper jurisdiction requiring the District to make such payment or observe and perform such covenants, obligations, or conditions. The issuance of a writ of mandamus may be sought if there is no other available remedy at law to compel performance of the Bonds or the Order and the District's obligations are not uncertain or disputed, as well as to enforce the rights of payment under the Permanent School Fund Guarantee. The issuance of a writ of mandamus is controlled by equitable principles and rests with the discretion of the court, but may not be arbitrarily refused. There is no acceleration of stated maturity of the Bonds in the event of default and, consequently, the remedy of mandamus may have to be relied upon from year to year. The Order does not provide for the appointment of a trustee to represent the interest of the owners upon any failure of the District to perform in accordance with the terms of the Order, or upon any other condition and accordingly all legal actions to enforce such remedies would have to be undertaken at the initiative of, and be financed by, the registered owners. The Texas Supreme Court has ruled in *Tooke v. City of Mexia*, 197 S.W.3d 325 (Tex. 2006), that a waiver of sovereign immunity in a contractual dispute must be provided for by statute in "clear and unambiguous" language. Because it is unclear whether the Texas Legislature has effectively waived the District's sovereign immunity from a suit for money damages, bondholders may not be able to bring such a suit against the District for breach of the Bonds or Order covenants in the absence of District action. Even if a judgment against the District could be obtained, it could not be enforced by direct levy and execution against the District's property. Further, the registered owners cannot themselves foreclose on property within the District or sell property within the District to enforce the tax lien on taxable property to pay the principal of and interest on the Bonds. Furthermore, the District is eligible to seek relief from its creditors under Chapter 9 of the U.S. Bankruptcy Code ("Chapter 9"). Although Chapter 9 provides for the recognition of a security interest represented by a specifically pledged source of revenues, the pledge of ad valorem taxes in support of a general obligation of a bankrupt entity is not specifically recognized as a security interest under Chapter 9. Chapter 9 also includes an automatic stay provision that would prohibit, without Bankruptcy Court approval, the prosecution of any other legal action by creditors or bondholders of an entity which has sought protection under Chapter 9. Therefore, should the District avail itself of Chapter 9 protection from creditors, the ability to enforce would be subject to the approval of the Bankruptcy Court (which could require that the action be heard in Bankruptcy Court instead of other federal or state court); and the Bankruptcy Code provides for broad discretionary powers of a Bankruptcy Court in administering any proceeding brought before it. See "THE PERMANENT SCHOOL FUND GUARANTEE PROGRAM" herein for a description of the procedures to be followed for payment of the Bonds by the Permanent School Fund in the event the District fails to make a payment on the Bonds when due. The opinion of Bond Counsel will note that all opinions relative to the enforceability of the Order and the Bonds are qualified with respect to the customary rights of debtors relative to their creditors and by general principles of equity which permit the exercise of judicial discretion.

BOOK-ENTRY-ONLY SYSTEM

This section describes how ownership of the Bonds is to be transferred and how the principal of, premium, if any, and interest on the Bonds are to be paid to and credited by DTC while the Bonds are registered in its nominee name. The information in this section concerning DTC and the Book-Entry-Only System has been provided by DTC for use in disclosure documents such as this Official Statement. The District, the Financial Advisor and the Purchaser believe the source of such information to be reliable, but take no responsibility for the accuracy or completeness thereof.

The District and the Purchaser cannot and do not give any assurance that (1) DTC will distribute payments of debt service on the Bonds, or other notices, to DTC participants, (2) DTC participants or others will distribute debt service payments paid to DTC or its nominee (as the registered owner of the Bonds), or other notices, to the Beneficial Owners, or that they will do so on a timely basis, or (3) DTC will serve and act in the manner described in this Official Statement. The current rules applicable to DTC are on file with the United States Securities and Exchange Commission (the "SEC"), and the current procedures of DTC to be followed in dealing with DTC participants are on file with DTC.

The DTC will act as securities depository for the Bonds. The Bonds will be issued as fully-registered securities registered in the name of Cede & Co. (DTC's partnership nominee) or such other name as may be requested by an authorized representative of DTC. One fully-registered Bond certificate will be issued for each maturity of the Bonds, each in the aggregate principal amount of such maturity, and will be deposited with DTC.

DTC, the world's largest securities depository, is a limited-purpose trust company organized under the New York Banking Law, a "banking organization" within the meaning of the New York Banking Law, a member of the Federal Reserve System, a "clearing corporation" within the meaning of the New York Uniform Commercial Code, and a "clearing agency" registered pursuant to the provisions of Section 17A of the Securities Exchange Act of 1934. DTC holds and provides asset servicing for over 3.5 million issues of U.S. and non-U.S. equity issues, corporate and municipal debt issues, and money market instruments (from over 100 countries) that DTC's participants ("Direct Participants") deposit with DTC. DTC also facilitates the post-trade settlement among Direct Participants of sales and other securities transactions in deposited securities, through electronic computerized book-entry transfers and pledges between Direct Participants' accounts. This eliminates the need for physical movement of securities certificates. Direct Participants include both U.S. and non-U.S. securities brokers and dealers, banks, trust companies, clearing corporations, and certain other organizations. DTC is a wholly-owned subsidiary of The Depository Trust & Clearing Corporation ("DTCC"). DTCC is the holding company for DTC, National Securities Clearing Corporation and Fixed Income Clearing Corporation, all of which are registered clearing agencies. DTCC is owned by the users of its regulated subsidiaries. Access to the DTC system is also available to others such as both U.S. and non-U.S. securities brokers and dealers, banks, trust companies, and clearing corporations that clear through or maintain a custodial relationship with a Direct Participant, either directly or indirectly ("Indirect Participants"). DTC has a S&P Global Ratings rating of AA+. The DTC Rules applicable to its Participants are on file with the United States Securities and Exchange Commission. More information about DTC can be found at www.dtcc.com.

Purchases of Bonds under the DTC system must be made by or through Direct Participants, which will receive a credit for the Bonds on DTC's records. The ownership interest of each actual purchaser of each Bond ("Beneficial Owner") is in turn to be recorded on the Direct and Indirect Participants' records. Beneficial Owners will not receive written confirmation from DTC of their purchase. Beneficial Owners are, however, expected to receive written confirmations providing details of the transaction, as well as periodic statements of their holdings, from the Direct or Indirect Participant through which the Beneficial Owner entered into the transaction. Transfers of ownership interests in the Bonds are to be accomplished by entries made on the books of Direct and Indirect Participants acting on behalf of Beneficial Owners. Beneficial Owners will not receive certificates representing their ownership interests in Bonds, except in the event that use of the Book-Entry-Only System for the Bonds is discontinued.

To facilitate subsequent transfers, all Bonds deposited by Direct Participants with DTC are registered in the name of DTC's partnership nominee, Cede & Co., or such other name as may be requested by an authorized representative of DTC. The deposit of Bonds with DTC and their registration in the name of Cede & Co. or such other DTC nominee do not effect any change in beneficial ownership. DTC has no knowledge of the actual Beneficial Owners of the Bonds; DTC's records reflect only the identity of the Direct Participants to whose accounts such Bonds are credited, which may or may not be the Beneficial Owners. The Direct and Indirect Participants will remain responsible for keeping account of their holdings on behalf of their customers.

Conveyance of notices and other communications by DTC to Direct Participants, by Direct Participants to Indirect Participants, and by Direct Participants and Indirect Participants to Beneficial Owners will be governed by arrangements among them, subject to any statutory or regulatory requirements as may be in effect from time to time. Beneficial Owners of Bonds may wish to take certain steps to augment the transmission to them of notices of significant events with respect to the Bonds, such as tenders, defaults, and proposed amendments to the Bond documents. For example, Beneficial Owners of Bonds may wish to ascertain that the nominee holding the Bonds for their benefit has agreed to obtain and transmit notices to Beneficial Owners. In the alternative, Beneficial Owners may wish to provide their names and addresses to the registrar and request that copies of notices be provided directly to them.

Neither DTC nor Cede & Co. (nor any other DTC nominee) will consent or vote with respect to Bonds unless authorized by a Direct Participant in accordance with DTC's procedures. Under its usual procedures, DTC mails an Omnibus Proxy to The District as soon as possible after the record date. The Omnibus Proxy assigns Cede & Co.'s consenting or voting rights to those Direct Participants to whose accounts Bonds are credited on the record date (identified in a listing attached to the Omnibus Proxy).

All payments on the Bonds will be made to Cede & Co., or such other nominee as may be requested by an authorized representative of DTC. DTC's practice is to credit Direct Participants' accounts upon DTC's receipt of funds and corresponding detail information from the District or the Paying Agent/Registrar, on payable date in accordance with their respective holdings shown on DTC's records. Payments by Participants to Beneficial Owners will be governed by standing instructions and customary practices, as is the case with securities held for the accounts of customers in bearer form or registered in "street name," and will be the responsibility of such Participant and not of DTC, the Paying Agent/Registrar, or the District, subject to any statutory or regulatory requirements as may be in effect from time to time. All payments to Cede & Co. (or such other nominee as may be requested by an authorized representative of DTC) are the responsibility of the District or the Paying Agent/Registrar, disbursement of such payments to Direct Participants will be the responsibility of DTC, and disbursement of such payments to the Beneficial Owners will be the responsibility of Direct and Indirect Participants.

DTC may discontinue providing its services as depository with respect to the Bonds at any time by giving reasonable notice to the District or the Paying Agent/Registrar. Under such circumstances, in the event that a successor depository is not obtained, Bond certificates are required to be printed and delivered.

The District may decide to discontinue use of the system of book-entry-only transfers through DTC (or a successor Bonds depository). In that event, physical Bond certificates will be printed and delivered.

The information in this section concerning DTC and DTC's Book-Entry-Only System has been obtained from sources that the District believes to be reliable, but none of the District, the Financial Advisor, or the Purchaser take any responsibility for the accuracy thereof.

Use of Certain Terms in Other Sections of this Official Statement

In reading this Official Statement it should be understood that while the Bonds are in the Book-Entry-Only System, references in other sections of this Official Statement to registered owners should be read to include the person for which the Direct or Indirect Participant acquires an interest in the Bonds, but (i) all rights of ownership must be exercised through DTC and the Book-Entry-Only System, and (ii) except as described above, notices that are to be given to registered owners under the Order will be given only to DTC.

REGISTRATION, TRANSFER AND EXCHANGE

Paying Agent/Registrar

The initial Paying Agent/Registrar for the Bonds is BOKF, NA, Dallas, Texas. In the Order, the District covenants to maintain and provide a Paying Agent/Registrar until the Bonds are duly paid.

Successor Paying Agent/Registrar

Provision is made in the Order for replacing the Paying Agent/Registrar. If the District replaces the Paying Agent/Registrar, such Paying Agent/Registrar shall, promptly upon the appointment of a successor, deliver the Paying Agent/Registrar's records to the successor Paying Agent/Registrar, and the successor Paying Agent/Registrar shall act in the same capacity as the previous Paying Agent/Registrar. Any successor Paying Agent/Registrar selected by the District shall be a commercial bank or trust company organized under the laws of the United States or any state or other entity duly qualified and legally authorized to serve and perform the duties of the Paying Agent/Registrar for the Bonds. Upon any change in the Paying Agent/Registrar for the Bonds, the District has agreed to promptly cause a written notice thereof to be sent to each registered owner of the Bonds by United States mail, first-class, postage prepaid, which notice shall also give the address of the new Paying Agent/Registrar.

Initial Registration

Definitive Bonds will be initially registered and delivered only to Cede & Co., the nominee of DTC pursuant to the Book-Entry-Only System described herein.

Future Registration

In the event the Book-Entry-Only System is discontinued, the Bonds may be transferred, registered and assigned on the registration books only upon presentation and surrender of the Bonds to the Paying Agent/Registrar, and such registration and transfer shall be without expense or service charge to the registered owner, except for any tax or other governmental charges required to be paid with respect to such registration and transfer. A Bond may be assigned by the execution of an assignment form on the Bonds or by other instrument of transfer and assignment acceptable to the Paying Agent/Registrar. A new Bond or Bonds will be delivered by the Paying Agent/Registrar in lieu of the Bond or Bonds being transferred or exchanged at the corporate trust office of the Paying Agent/Registrar, or sent by United States registered mail to the new registered owner at the registered owner's request, risk and expense. To the extent possible, new Bonds issued in an exchange or transfer of Bonds will be delivered to the registered owner or assignee of the registered owner in not more than three (3) business days after the receipt of the Bonds to be canceled in the exchange or transfer and the written instrument of transfer or request for exchange duly executed by the registered owner or his duly authorized agent, in form satisfactory to the Paying Agent/Registrar. New Bonds registered and delivered in an exchange or transfer shall be in authorized denominations and for a like aggregate principal amount as the Bonds surrendered for exchange or transfer.

Record Date For Interest Payment

The record date ("Record Date") for determining the person to whom the interest on the Bonds is payable on any interest payment date means the close of business on the last business day of the next preceding month. In the event of a non-payment of interest on a scheduled payment date, that continues for 30 days or more thereafter, a new record date for such interest payment (a "Special Record Date") will be established by the Paying Agent/Registrar, if and when funds for the payment of such interest have been received from or on behalf of the District. Notice of the Special Record Date and of the scheduled payment date of the past due interest (the "Special Payment Date" which shall be 15 days after the Special Record Date) shall be sent at least five business days prior to the Special Record Date by United States mail, first class, postage prepaid, to the address of each registered owner of a Bond appearing on the books of the Paying Agent/Registrar at the close of business on the last business day next preceding the date of mailing of such notice.

Replacement Bonds

If any Bond is mutilated, destroyed, stolen or lost, a new Bond in the same principal amount as the Bond so mutilated, destroyed, stolen or lost will be issued. In the case of a mutilated Bond, such new Bond will be delivered only upon surrender and cancellation of such mutilated Bond. In the case of any Bond issued in lieu of and substitution for a Bond which has been destroyed, stolen or lost, such new Bond will be delivered only (a) upon filing with the District and the Paying Agent/Registrar a certificate to the effect that such Bond has been destroyed, stolen or lost and proof of the ownership thereof, and (b) upon furnishing the District and the Paying Agent/Registrar with indemnity satisfactory to them. The person requesting the authentication and delivery of a new Bond must pay such expenses as the Paying Agent/Registrar may incur in connection therewith.

THE PERMANENT SCHOOL FUND GUARANTEE PROGRAM

The information below concerning the State Permanent School Fund and the Guarantee Program for school district bonds has been provided by the Texas Education Agency (the "TEA") and is not guaranteed as to accuracy or completeness by, and is not construed as a representation by the District, the Financial Advisor, or the Purchaser.

This disclosure statement provides information relating to the program (the "Guarantee Program") administered by the Texas Education Agency (the "TEA") with respect to the Texas Permanent School Fund guarantee of tax-supported bonds issued by Texas school districts and the guarantee of revenue bonds issued by or for the benefit of Texas charter districts. The Guarantee Program was authorized by an amendment to the Texas Constitution in 1983 and by Subchapter C of Chapter 45 of the Texas Education Code, as amended (the "Act"). While the Guarantee Program applies to bonds issued by or for both school districts and charter districts, as described below, the Act and the program rules for the two types of districts have some distinctions. For convenience of description and reference, those aspects of the Guarantee Program that are applicable to school district bonds and to charter district bonds are referred to herein as the "School District Bond Guarantee Program" and the "Charter District Bond Guarantee Program," respectively.

Some of the information contained in this Section may include projections or other forward-looking statements regarding future events or the future financial performance of the Texas Permanent School Fund (the "PSF" or the "Fund"). Actual results may differ materially from those contained in any such projections or forward-looking statements.

History and Purpose

The PSF was created with a \$2,000,000 appropriation by the Texas Legislature (the "Legislature") in 1854 expressly for the benefit of the public schools of Texas. The Constitution of 1876 stipulated that certain lands and all proceeds from the sale of these lands should also constitute the PSF. Additional acts later gave more public domain land and rights to the PSF. In 1953, the U.S. Congress passed the Submerged Lands Act that relinquished to coastal states all rights of the U.S. navigable waters within state boundaries. If the state, by law, had set a larger boundary prior to or at the time of admission to the Union, or if the boundary had been approved by Congress, then the larger boundary applied. After three years of litigation (1957-1960), the U. S. Supreme Court on May 31, 1960, affirmed Texas' historic three marine leagues (10.35 miles) seaward boundary. Texas proved its submerged lands property rights to three leagues into the Gulf of Mexico by citing historic laws and treaties dating back to 1836. All lands lying within that limit belong to the PSF. The proceeds from the sale and the mineral-related rental of these lands, including bonuses, delay rentals and royalty payments, become the corpus of the Fund. Prior to the approval by the voters of the State of an amendment to the constitutional provision under which the Fund is established and administered, which occurred on September 13, 2003 (the "Total Return Constitutional Amendment"), and which is further described below, the PSF had as its main sources of revenues capital gains from securities transactions and royalties from the sale of oil and natural gas. The Total Return Constitutional Amendment provides that interest and dividends produced by Fund investments will be additional revenue to the PSF. The State School Land Board ("SLB") maintains the land endowment of the Fund on behalf of the Fund and is generally authorized to manage the investments of the capital gains, royalties and other investment income relating to the land endowment. The SLB is a three member board, the membership of which consists of the Commissioner of the Texas General Land Office (the "Land Commissioner") and two citizen members, one appointed by the Governor and one by the Texas Attorney General (the "Attorney General"). (But see "2019 Texas Legislative Session" for a description of legislation that is expected to change the composition of the SLB). As of August 31, 2018, the General Land Office (the "GLO") managed approximately 23% of the PSF, as reflected in the fund balance of the PSF at that date.

The Texas Constitution describes the PSF as "permanent." Prior to the approval by Total Return Constitutional Amendment, only the income produced by the PSF was to be used to complement taxes in financing public education.

On November 8, 1983, the voters of the State approved a constitutional amendment that provides for the guarantee by the PSF of bonds issued by school districts. On approval by the State Commissioner of Education (the "Commissioner"), bonds properly issued by a school district are fully guaranteed by the corpus of the PSF. See "The School District Bond Guarantee Program."

In 2011, legislation was enacted that established the Charter District Bond Guarantee Program as a new component of the Guarantee Program. That legislation authorized the use of the PSF to guarantee revenue bonds issued by or for the benefit of certain open-enrollment charter schools that are designated as "charter districts" by the Commissioner. On approval by the Commissioner, bonds properly issued by a charter district participating in the Program are fully guaranteed by the corpus of the PSF. As described below, the implementation of the Charter District Bond Guarantee Program was deferred pending receipt of guidance from the Internal Revenue Service (the "IRS") which was received in September 2013, and the establishment of regulations to govern the program, which regulations became effective on March 3, 2014. See "The Charter District Bond Guarantee Program."

State law also permits charter schools to be chartered and operated by school districts and other political subdivisions, but bond financing of facilities for school district-operated charter schools is subject to the School District Bond Guarantee Program, not the Charter District Bond Guarantee Program.

While the School District Bond Guarantee Program and the Charter District Bond Guarantee Program relate to different types of bonds issued for different types of Texas public schools, and have different program regulations and requirements, a bond guaranteed under either part of the Guarantee Program has the same effect with respect to the guarantee obligation of the Fund thereto, and all guaranteed bonds are aggregated for purposes of determining the capacity of the Guarantee Program (see "Capacity Limits for the Guarantee Program"). The Charter District Bond Guarantee Program as enacted by State law has not been reviewed by any court, nor has the Texas Attorney General been requested to issue an opinion, with respect to its constitutional validity.

The sole purpose of the PSF is to assist in the funding of public education for present and future generations. Prior to the adoption of the Total Return Constitutional Amendment, all interest and dividends produced by Fund investments flowed into the Available School Fund (the "ASF"), where they are distributed to local school districts and open-enrollment charter schools based on average daily attendance. Any net gains from investments of the Fund accrue to the corpus of the PSF. Prior to the approval by the voters of the State of the Total Return Constitutional Amendment, costs of administering the PSF were allocated to the ASF. With the approval of the Total Return Constitutional Amendment, the administrative costs of the Fund have shifted from the ASF to the PSF. In fiscal year 2018 distributions to the ASF amounted to an estimated \$247 per student and the total amount distributed to the ASF was \$1,235.8 million.

Audited financial information for the PSF is provided annually through the PSF Comprehensive Annual Financial Report (the "Annual Report"), which is filed with the Municipal Securities Rulemaking Board ("MSRB"). The Annual Report includes the Message of the Executive Administrator of the Fund (the "Message") and the Management's Discussion and Analysis ("MD&A"). The Annual Report for the year ended August 31, 2018, as filed with the MSRB in accordance with the PSF undertaking and agreement made in accordance with Rule 15c2-12 ("Rule 15c2-12") of the federal Securities and Exchange Commission (the "SEC"), as described below, is hereby incorporated by reference into this disclosure. Information included herein for the year ended August 31, 2018 is derived from the audited financial statements of the PSF, which are included in the Annual Report when it is filed and posted. Reference is made to the Annual Report for the complete Message and MD&A for the year ended August 31, 2018 and for a description of the financial results of the PSF for the year ended August 31, 2018, the most recent year for which audited financial information regarding the Fund is available. The 2018 Annual Report speaks only as of its date and the TEA has not obligated itself to update the 2018 Annual Report or any other Annual Report. The TEA posts each Annual Report, which includes statistical data regarding the Fund as of the close of each fiscal year, the most recent disclosure for the Guarantee Program, the Statement of Investment Objectives, Policies and Guidelines of the Texas Permanent School Fund, which is codified at 19 Texas Administrative Code, Chapter 33 (the "Investment Policy"), monthly updates with respect to the capacity of the Guarantee Program (collectively, the "Web Site Materials") on the TEA web site at http://tea.texas.gov/Finance_and_Grants/Permanent_School_Fund/ and with the MSRB at www.emma.msrb.org. Such monthly updates regarding the Guarantee Program are also incorporated herein and made a part hereof for all purposes. In addition to the Web Site Materials, the Fund is required to make quarterly filings with the SEC under Section 13(f) of the Securities Exchange Act of 1934. Such filings, which consist of a list of the Fund's holdings of securities specified in Section 13(f), including exchange-traded (e.g., NYSE) or NASDAQ-quoted stocks, equity options and

warrants, shares of closed-end investment companies and certain convertible debt securities, is available from the SEC at www.sec.gov/edgar.shtml. A list of the Fund's equity and fixed income holdings as of August 31 of each year is posted to the TEA web site and filed with the MSRB. Such list excludes holdings in the Fund's securities lending program. Such list, as filed, is incorporated herein and made a part hereof for all purposes.

2019 Texas Legislative Session

During the 86th Regular Session of the Texas Legislature, which concluded on May 27, 2019 (the "86th Session"), various bills were enacted that relate to the PSF. Among such enacted legislation are bills that relate to the composition of the SLB and its relationship to the SBOE with respect to the management of the PSF. Legislation was approved that will change the composition of the SLB to a five member board from a three member board. Under that bill, the Land Commissioner will continue to head the SLB, but the remaining four members will be appointed by the Governor, and of those four members, two are required to be selected from a list of nominees to be submitted to the Governor by the SBOE. That legislation also requires an annual joint meeting of the SLB and the SBOE for the purpose of discussing the allocation of the assets of the PSF and the investment of money in the PSF. Other enacted legislation requires the SLB and the SBOE to provide quarterly financial reports to each other and creates a "permanent school fund liquid account" in the PSF for the purpose of receiving funds transferred from the SLB on a quarterly basis that are not then invested by the SLB or needed within the forthcoming quarter for investment by the SBOE. Such funds shall be invested in liquid assets in the same manner that the PSF is managed until such time as the funds are required for investment by the SLB. That legislation also requires the Texas Education Agency, in consultation with the GLO, to conduct a study regarding distributions to the ASF from the PSF. In addition, a joint resolution was approved that proposes a constitutional amendment to the Texas Constitution to increase the permissible amount of distributions to the ASF from revenue derived during a year from PSF land or other properties from \$300 million to \$600 million annually. That constitutional change is subject to approval at a State-wide referendum to be conducted on November 5, 2019.

Other legislation enacted during the 86th Session provides for the winding up of the affairs of an open-enrollment charter school that ceases operations, including as a result of the revocation or other termination of its charter. In particular, among other provisions, the legislation addresses the disposition of real and personal property of a discontinued charter school and provides under certain circumstances for reimbursement to be made to the State, if the disposed property was acquired with State funds; authorizes the Commissioner to adopt a rule to govern related party transactions by charter schools; and creates a "charter school liquidation fund" for the management of any reclaimed State funds, including, in addition to other potential uses, for the use of deposit of such reclaimed funds to the Charter District Reserve Fund.

No assessment has been made by the TEA or PSF staff as to the potential financial impact of any legislation enacted during the 86th Session, including the increase in the permissible amount that may be transferred from the PSF to the ASF, should State voters approve the proposed constitutional amendment described above on November 5, 2019.

The Total Return Constitutional Amendment

The Total Return Constitutional Amendment approved a fundamental change in the way that distributions are made to the ASF from the PSF. The Total Return Constitutional Amendment requires that PSF distributions to the ASF be determined using a total-return-based formula instead of the current-income-based formula, which was used from 1964 to the end of the 2003 fiscal year. The Total Return Constitutional Amendment provides that the total amount distributed from the Fund to the ASF: (1) in each year of a State fiscal biennium must be an amount that is not more than 6% of the average of the market value of the Fund, excluding real property (the "Distribution Rate"), on the last day of each of the sixteen State fiscal quarters preceding the Regular Session of the Legislature that begins before that State fiscal biennium (the "Distribution Measurement Period"), in accordance with the rate adopted by: (a) a vote of two-thirds of the total membership of the State Board of Education ("SBOE"), taken before the Regular Session of the Legislature convenes or (b) the Legislature by general law or appropriation, if the SBOE does not adopt a rate as provided by clause (a); and (2) over the ten-year period consisting of the current State fiscal year and the nine preceding state fiscal years may not exceed the total return on all investment assets of the Fund over the same ten-year period (the "Ten Year Total Return"). In April 2009, the Attorney General issued a legal opinion, Op. Tex. Att'y Gen. No. GA-0707 (2009) ("GA-0707"), at the request of the Chairman of the SBOE with regard to certain matters pertaining to the Distribution Rate and the determination of the Ten Year Total Return. In GA-0707 the Attorney General opined, among other advice, that (i) the Ten Year Total Return should be calculated on an annual basis, (ii) a contingency plan adopted by the SBOE, to permit monthly transfers equal in aggregate to the annual Distribution Rate to be halted and subsequently made up if such transfers temporarily exceed the Ten Year Total Return, is not prohibited by State law, provided that such contingency plan applies only within a fiscal year time basis, not on a biennium basis, and (iii) that the amount distributed from the Fund in a fiscal year may not exceed 6% of the average of the market value of the Fund or the Ten Year Total Return. In accordance with GA-0707, in the event that the Ten Year Total Return is exceeded during a fiscal year, transfers to the ASF will be halted. However, if the Ten Year Total Return subsequently increases during that biennium, transfers may be resumed, if the SBOE has provided for that contingency, and made in full during the remaining period of the biennium, subject to the limit of 6% in any one fiscal year. Any shortfall in the transfer that results from such events from one biennium may not be paid over to the ASF in a subsequent biennium as the SBOE would make a separate payout determination for that subsequent biennium.

In determining the Distribution Rate, the SBOE has adopted the goal of maximizing the amount distributed from the Fund in a manner designed to preserve "intergenerational equity." Intergenerational equity is the maintenance of purchasing power to ensure that endowment spending keeps pace with inflation, with the ultimate goal being to ensure that current and future generations are given equal levels of purchasing power in real terms. In making this determination, the SBOE takes into account various considerations, and relies upon its staff and external investment consultant, which undertake analysis for long-term projection periods that includes certain assumptions. Among the assumptions used in the analysis are a projected rate of growth of the average daily scholastic attendance State-wide, the projected contributions and expenses of the Fund, projected returns in the capital markets and a projected inflation rate.

See "2011 Constitutional Amendment" below for a discussion of the historic and current Distribution Rates, and a description of amendments made to the Texas Constitution on November 8, 2011 that may affect Distribution Rate decisions.

Since the enactment of a prior amendment to the Texas Constitution in 1964, the investment of the Fund has been managed with the dual objectives of producing current income for transfer to the ASF and growing the Fund for the benefit of future generations. As a result of this prior constitutional framework, prior to the adoption of the 2004 asset allocation policy the investment of the Fund historically included a significant amount of fixed income investments and dividend-yielding equity investments, to produce income for transfer to the ASF.

With respect to the management of the Fund's financial assets portfolio, the single most significant change made to date as a result of the Total Return Constitutional Amendment has been new asset allocation policies adopted from time to time by the SBOE. The SBOE generally reviews the asset allocations during its summer meeting in even numbered years. The first asset allocation policy adopted by the SBOE following the Total Return Constitutional Amendment was in February 2004, and the policy was reviewed

and modified or reaffirmed in the summers of each even-numbered year, most recently in 2018. The Fund's investment policy provides for minimum and maximum ranges among the components of each of the asset classifications: equities, fixed income and alternative asset investments. The 2004 asset allocation policy decreased the fixed income target from 45% to 25% of Fund investment assets and increased the allocation for equities from 55% to 75% of investment assets. Subsequent asset allocation policies have continued to diversify Fund assets, and have added an alternative asset allocation to the fixed income and equity allocations. The alternative asset allocation category includes real estate, real return, absolute return and private equity components. Alternative asset classes diversify the SBOE-managed assets and are not as correlated to traditional asset classes, which is intended to increase investment returns over the long run while reducing risk and return volatility of the portfolio. The most recent asset allocation, from 2016, which was reviewed and reaffirmed in June 2018, is as follows: (i) an equity allocation of 35% (consisting of U.S. large cap equities targeted at 13%, international equities at 14% and emerging international equities at 3%) and U.S. small/mid cap equities at 5%), (ii) a fixed income allocation of 19% (consisting of a 12% allocation for core bonds and a 7% allocation for emerging market debt in local currency) and (iii) an alternative asset allocation of 46% (consisting of a private equity allocation of 13%, a real estate allocation of 10%, an absolute return allocation of 10%, a risk parity allocation of 7% and a real return allocation of 6%). The 2016 asset allocation decreased U.S. large cap equities and international equities by 3% and 2%, respectively, and increased the allocations for private equity and real estate by 3% and 2%, respectively.

For a variety of reasons, each change in asset allocation for the Fund, including the 2016 modifications, have been implemented in phases, and that approach is likely to be carried forward when and if the asset allocation policy is again modified. At August 31, 2018, the Fund's financial assets portfolio was invested as follows: 40.52% in public market equity investments; 13.25% in fixed income investments; 10.35% in absolute return assets; 9.16% in private equity assets; 7.47% in real estate assets; 6.78% in risk parity assets; 5.95% in real return assets; 6.21% in emerging market debt; and 0.31% in unallocated cash.

Following on previous decisions to create strategic relationships with investment managers in certain asset classes, in September 2015 and January 2016, the SBOE approved the implementation of direct investment programs in private equity and absolute return assets, respectively, which has continued to reduce administrative costs with respect to those portfolios. The Attorney General has advised the SBOE in Op. Tex. Att'y Gen. No. GA-0998 (2013) ("GA-0998"), that the PSF is not subject to requirements of certain State competitive bidding laws with respect to the selection of investments. In GA-0998, the Attorney General also advised that the SBOE generally must use competitive bidding for the selection of investment managers and other third party providers of investment services, such as record keeping and insurance, but excluding certain professional services, such as accounting services, as State law prohibits the use of competitive bidding for specified professional services. GA-0998 provides guidance to the SBOE in connection with the direct management of alternative investments through investment vehicles to be created by the SBOE, in lieu of contracting with external managers for such services, as has been the recent practice of the PSF. The PSF staff and the Fund's investment advisor are tasked with advising the SBOE with respect to the implementation of the Fund's asset allocation policy, including the timing and manner of the selection of any external managers and other consultants.

In accordance with the Texas Constitution, the SBOE views the PSF as a perpetual institution, and the Fund is managed as an endowment fund with a long-term investment horizon. Under the total-return investment objective, the Investment Policy provides that the PSF shall be managed consistently with respect to the following: generating income for the benefit of the public free schools of Texas, the real growth of the corpus of the PSF, protecting capital, and balancing the needs of present and future generations of Texas school children. As described above, the Total Return Constitutional Amendment restricts the annual pay-out from the Fund to the total-return on all investment assets of the Fund over a rolling ten-year period. State law provides that each transfer of funds from the PSF to the ASF is made monthly, with each transfer to be in the amount of one-twelfth of the annual distribution. The heavier weighting of equity securities and alternative assets relative to fixed income investments has resulted in greater volatility of the value of the Fund. Given the greater weighting in the overall portfolio of passively managed investments, it is expected that the Fund will reflect the general performance returns of the markets in which the Fund is invested.

The asset allocation of the Fund's financial assets portfolio is subject to change by the SBOE from time to time based upon a number of factors, including recommendations of the SBOE made by internal investment staff and external consultants, changes made by the SBOE without regard to such recommendations and directives of the Legislature. Fund performance may also be affected by factors other than asset allocation, including, without limitation, the general performance of the securities markets in the United States and abroad; political and investment considerations including those relating to socially responsible investing; economic impacts relating to domestic and international climate change; development of hostilities in and among nations; cybersecurity issues that affect the securities markets, changes in international trade policies, economic activity and investments, in general, application of the prudent person investment standard, which may eliminate certain investment opportunities for the Fund; management fees paid to external managers and embedded management fees for some fund investments; and limitations on the number and compensation of internal and external investment staff, which is subject to legislative oversight. The Guarantee Program could also be impacted by changes in State or federal law or the implementation of new accounting standards.

Management and Administration of the Fund

The Texas Constitution and applicable statutes delegate to the SBOE the authority and responsibility for investment of the PSF's financial assets. In investing the Fund, the SBOE is charged with exercising the judgment and care under the circumstances then prevailing which persons of ordinary prudence, discretion and intelligence exercise in the management of their own affairs, not in regard to speculation, but in regard to the permanent disposition of their funds, considering the probable income therefrom as well as the probable safety of their capital. The SBOE has adopted a "Statement of Investment Objectives, Policies, and Guidelines of the Texas Permanent School Fund," which is codified in the Texas Administrative Code beginning at 19 TAC section 33.1.

The Total Return Constitutional Amendment provides that expenses of managing the PSF are to be paid "by appropriation" from the PSF. In January 2005, at the request of the SBOE, the Attorney General issued a legal opinion, Op. Tex. Att'y Gen. No. GA-0293 (2005), that the Total Return Constitutional Amendment requires that SBOE expenditures for managing or administering PSF investments, including payments to external investment managers, be paid from appropriations made by the Legislature, but that the Total Return Constitutional Amendment does not require the SBOE to pay from such appropriated PSF funds the indirect management costs deducted from the assets of a mutual fund or other investment company in which PSF funds have been invested.

Texas law assigns control of the Fund's land and mineral rights to the SLB. Administrative duties related to the land and mineral rights reside with the GLO, which is under the guidance of the Commissioner of the GLO. In 2007, the Legislature established the real estate special fund account of the PSF (the "Real Estate Account") consisting of proceeds and revenue from land, mineral or royalty interest, real estate investment, or other interest, including revenue received from those sources, that is set apart to the PSF under the Texas Constitution and laws, together with the mineral estate in riverbeds, channels, and the tidelands, including islands. The investment of the Real Estate Account is subject to the sole and exclusive management and control of the SLB and the Land Commissioner, who is also the head of the GLO. The 2007 legislation presented constitutional questions regarding the respective roles of the SBOE and the SLB relating to the disposition of proceeds of real estate transactions to the ASF, among other questions. Amounts in the investment portfolio of the PSF are taken into account by the SBOE for purposes of determining the

Distribution Rate. An amendment to the Texas Constitution was approved by State voters on November 8, 2011, which permits the SLB to make transfers directly to the ASF, see "2011 Constitutional Amendment" below.

The SBOE contracts with its securities custodial agent to measure the performance of the total return of the Fund's financial assets. A consultant is typically retained for the purpose of providing consultation with respect to strategic asset allocation decisions and to assist the SBOE in selecting external fund management advisors. The SBOE also contracts with financial institutions for custodial and securities lending services. Like other State agencies and instrumentalities that manage large investment portfolios, the PSF has implemented an incentive compensation plan that may provide additional compensation for investment personnel, depending upon the criteria relating to the investment performance of the Fund.

As noted above, the Texas Constitution and applicable statutes make the SBOE responsible for investment of the PSF's financial assets. By law, the Commissioner is appointed by the Governor, with Senate confirmation, and assists the SBOE, but the Commissioner can neither be hired nor dismissed by the SBOE. The Executive Administrator of the Fund is also hired by and reports to the Commissioner. Moreover, although the Fund's Executive Administrator and his staff implement the decisions of and provide information to the School Finance/PSF Committee of the SBOE and the full SBOE, the SBOE can neither select nor dismiss the Executive Administrator. TEA's General Counsel provides legal advice to the Executive Administrator and to the SBOE. The SBOE has also engaged outside counsel to advise it as to its duties over the Fund, including specific actions regarding the investment of the PSF to ensure compliance with fiduciary standards, and to provide transactional advice in connection with the investment of Fund assets in non-traditional investments.

Capacity Limits for the Guarantee Program

The capacity of the Fund to guarantee bonds under the Guarantee Program is limited in two ways: by State law (the "State Capacity Limit") and by regulations and a notice issued by the IRS (the "IRS Limit"). Prior to May 20, 2003, the State Capacity Limit was equal to two times the lower of cost or fair market value of the Fund's assets, exclusive of real estate. During the 78th Regular Session of the Legislature in 2003, legislation was enacted that increased the State Capacity Limit by 25%, to two and one half times the lower of cost or fair market value of the Fund's assets as estimated by the SBOE and certified by the State Auditor, and eliminated the real estate exclusion from the calculation. Prior to the issuance of the IRS Notice (defined below), the capacity of the program under the IRS Limit was limited to two and one-half times the lower of cost or fair market value of the Fund's assets adjusted by a factor that excluded additions to the Fund made since May 14, 1989. During the 2007 Texas Legislature, Senate Bill 389 ("SB 389") was enacted providing for additional increases in the capacity of the Guarantee Program, and specifically providing that the SBOE may by rule increase the capacity of the Guarantee Program from two and one-half times the cost value of the PSF to an amount not to exceed five times the cost value of the PSF, provided that the increased limit does not violate federal law and regulations and does not prevent bonds guaranteed by the Guarantee Program from receiving the highest available credit rating, as determined by the SBOE. SB 389 further provides that the SBOE shall at least annually consider whether to change the capacity of the Guarantee Program. From 2005 through 2009, the Guarantee Program twice reached capacity under the IRS Limit, and in each instance the Guarantee Program was closed to new bond guarantee applications until relief was obtained from the IRS. The most recent closure of the Guarantee Program commenced in March 2009 and the Guarantee Program reopened in February 2010 on the basis of receipt of the IRS Notice.

On December 16, 2009, the IRS published Notice 2010-5 (the "IRS Notice") stating that the IRS will issue proposed regulations amending the existing regulations to raise the IRS limit to 500% of the total cost of the assets held by the PSF as of December 16, 2009. In accordance with the IRS Notice, the amount of any new bonds to be guaranteed by the PSF, together with the then outstanding amount of bonds previously guaranteed by the PSF, must not exceed the IRS limit on the sale date of the new bonds to be guaranteed. The IRS Notice further provides that the IRS Notice may be relied upon for bonds sold on or after December 16, 2009, and before the effective date of future regulations or other public administrative guidance affecting funds like the PSF.

On September 16, 2013, the IRS published proposed regulations (the "Proposed IRS Regulations") that, among other things, would enact the IRS Notice. The preamble to the Proposed IRS Regulations provides that issuers may elect to apply the Proposed IRS Regulations, in whole or in part, to bonds sold on or after September 16, 2013, and before the date that final regulations become effective.

On July 18, 2016, the IRS issued final regulations enacting the IRS Notice (the "Final IRS Regulations"). The Final IRS Regulations are effective for bonds sold on or after October 17, 2016. The IRS Notice, the Proposed IRS Regulations and the Final IRS Regulations establish a static capacity for the Guarantee Program based upon the cost value of Fund assets on December 16, 2009 multiplied by five. On December 16, 2009, the cost value of the Guarantee Program was \$23,463,730,608 (estimated and unaudited), thereby producing an IRS Limit of approximately \$117.3 billion. The State Capacity Limit is determined on the basis of the cost value of the Fund from time to time multiplied by the capacity multiplier determined annually by the SBOE, but not to exceed a multiplier of five. The capacity of the Guarantee Program will be limited to the lower of the State Capacity Limit or the IRS Limit. On May 21, 2010, the SBOE modified the regulations that govern the School District Bond Guarantee Program (the "SDBGP Rules"), and increased the State Law Capacity to an amount equal to three times the cost value of the PSF. Such modified regulations, including the revised capacity rule, became effective on July 1, 2010. The SDBGP Rules provide that the Commissioner may reduce the multiplier to maintain the AAA credit rating of the Guarantee Program, but provide that any changes to the multiplier made by the Commissioner are to be ratified or rejected by the SBOE at the next meeting following the change. See "Valuation of the PSF and Guaranteed Bonds," below.

At its September 2015 meeting, the SBOE voted to modify the SDBGP Rules and the CDBGP Rules to increase the State Law Capacity from 3 times the cost value multiplier to 3.25 times. At that meeting, the SBOE also approved a new 5% capacity reserve for the Charter District Bond Guarantee Program. The change to the State Law Capacity became effective on February 1, 2016. At its November 2016 meeting, the SBOE again voted to increase the State Law Capacity and, in accordance with applicable requirements for the modification of SDBGP and CDBGP Rules, a second and final vote to approve the increase in the State Law Capacity occurred on February 3, 2017. As a result, the State Law Capacity increased from 3.25 times the cost value multiplier to 3.50 times effective March 1, 2017. Based upon the cost basis of the Fund at August 31, 2018, the State Law Capacity increased from \$111,568,711,072 on August 31, 2017 to \$118,511,255,268 on August 31, 2018 (but at such date the IRS Limit was lower, \$117,318,653,038, so it is the currently effective capacity limit for the Fund).

Since July 1991, when the SBOE amended the Guarantee Program Rules to broaden the range of bonds that are eligible for guarantee under the Guarantee Program to encompass most Texas school district bonds, the principal amount of bonds guaranteed under the Guarantee Program has increased sharply. In addition, in recent years a number of factors have caused an increase in the amount of bonds issued by school districts in the State. See the table "Permanent School Fund Guaranteed Bonds" below. Effective September 1, 2009, the Act provides that the SBOE may annually establish a percentage of the cost value of the Fund to be reserved from use in guaranteeing bonds. The capacity of the Guarantee Program in excess of any reserved portion is referred to herein as the "Capacity Reserve." The SDBGP Rules provide for a minimum Capacity Reserve for the overall Guarantee Program of no less than 5%, and provide that the amount of the Capacity Reserve may be increased by a majority vote of the SBOE. The CDBGP Rules provide for an additional 5% reserve of CDBGP capacity. The Commissioner is authorized to

change the Capacity Reserve, which decision must be ratified or rejected by the SBOE at its next meeting following any change made by the Commissioner. The current Capacity Reserve is noted in the monthly updates with respect to the capacity of the Guarantee Program on the TEA web site at http://tea.texas.gov/Finance_and_Grants/Permanent_School_Fund/, which are also filed with the MSRB.

Based upon historical performance of the Fund, the legal restrictions relating to the amount of bonds that may be guaranteed has generally resulted in a lower ratio of guaranteed bonds to available assets as compared to many other types of credit enhancements that may be available for Texas school district bonds and charter district bonds. However, the ratio of Fund assets to guaranteed bonds and the growth of the Fund in general could be adversely affected by a number of factors, including changes in the value of the Fund due to changes in securities markets, investment objectives of the Fund, an increase in bond issues by school districts in the State or legal restrictions on the Fund, changes in State laws that implement funding decisions for school districts and charter districts, which could adversely affect the credit quality of those districts, the implementation of the Charter District Bond Guarantee Program, or an increase in the calculation base of the Fund for purposes of making transfers to the ASF. It is anticipated that the issuance of the IRS Notice and the Proposed IRS Regulations will likely result in a substantial increase in the amount of bonds guaranteed under the Guarantee Program. The implementation of the Charter School Bond Guarantee Program is also expected to increase the amount of guaranteed bonds.

The Act requires that the Commissioner prepare, and the SBOE approve, an annual report on the status of the Guarantee Program (the Annual Report). The State Auditor audits the financial statements of the PSF, which are separate from other State financial statements.

The School District Bond Guarantee Program

The School District Bond Guarantee Program requires an application be made by a school district to the Commissioner for a guarantee of its bonds. If the conditions for the School District Bond Guarantee Program are satisfied, the guarantee becomes effective upon approval of the bonds by the Attorney General and remains in effect until the guaranteed bonds are paid or defeased, by a refunding or otherwise.

In the event of default, holders of guaranteed school district bonds will receive all payments due from the corpus of the PSF. Following a determination that a school district will be or is unable to pay maturing or matured principal or interest on any guaranteed bond, the Act requires the school district to notify the Commissioner not later than the fifth day before the stated maturity date of such bond or interest payment. Immediately following receipt of such notice, the Commissioner must cause to be transferred from the appropriate account in the PSF to the Paying Agent/Registrar an amount necessary to pay the maturing or matured principal and interest. Upon receipt of funds for payment of such principal or interest, the Paying Agent/Registrar must pay the amount due and forward the canceled bond or evidence of payment of the interest to the State Comptroller of Public Accounts (the "Comptroller"). The Commissioner will instruct the Comptroller to withhold the amount paid, plus interest, from the first State money payable to the school district. The amount withheld pursuant to this funding "intercept" feature will be deposited to the credit of the PSF. The Comptroller must hold such canceled bond or evidence of payment of the interest on behalf of the PSF. Following full reimbursement of such payment by the school district to the PSF with interest, the Comptroller will cancel the bond or evidence of payment of the interest and forward it to the school district. The Act permits the Commissioner to order a school district to set a tax rate sufficient to reimburse the PSF for any payments made with respect to guaranteed bonds, and also sufficient to pay future payments on guaranteed bonds, and provides certain enforcement mechanisms to the Commissioner, including the appointment of a board of managers or annexation of a defaulting school district to another school district.

If a school district fails to pay principal or interest on a bond as it is stated to mature, other amounts not due and payable are not accelerated and do not become due and payable by virtue of the district's default. The School District Bond Guarantee Program does not apply to the payment of principal and interest upon redemption of bonds, except upon mandatory sinking fund redemption, and does not apply to the obligation, if any, of a school district to pay a redemption premium on its guaranteed bonds. The guarantee applies to all matured interest on guaranteed school district bonds, whether the bonds were issued with a fixed or variable interest rate and whether the interest rate changes as a result of an interest reset provision or other bond order provision requiring an interest rate change. The guarantee does not extend to any obligation of a school district under any agreement with a third party relating to guaranteed bonds that is defined or described in State law as a "bond enhancement agreement" or a "credit agreement," unless the right to payment of such third party is directly as a result of such third party being a bondholder.

In the event that two or more payments are made from the PSF on behalf of a district, the Commissioner shall request the Attorney General to institute legal action to compel the district and its officers, agents and employees to comply with the duties required of them by law in respect to the payment of guaranteed bonds.

Generally, the SDBGP Rules limit guarantees to certain types of notes and bonds, including, with respect to refunding bonds issued by school districts, a requirement that the bonds produce debt service savings, and that bonds issued for capital facilities of school districts must have been voted as unlimited tax debt of the issuing district. The Guarantee Program Rules include certain accreditation criteria for districts applying for a guarantee of their bonds, and limit guarantees to districts that have less than the amount of annual debt service per average daily attendance that represents the 90th percentile of annual debt service per average daily attendance for all school districts, but such limitation will not apply to school districts that have enrollment growth of at least 25% over the previous five school years. The SDBGP Rules are codified in the Texas Administrative Code at 19 TAC section 33.65, and are available at <http://ritter.tea.state.tx.us/rules/tac/chapter033/ch033a.html#33.65>.

The Charter District Bond Guarantee Program

The Charter District Bond Guarantee Program became effective March 3, 2014. The SBOE published final regulations in the Texas Register that provide for the administration of the Charter District Bond Guarantee Program (the "CDBGP Rules"). The CDBGP Rules are codified at 19 TAC section 33.67, and are available at <http://ritter.tea.state.tx.us/rules/tac/chapter033/ch033a.html#33.67>.

The Charter District Bond Guarantee Program has been authorized through the enactment of amendments to the Act, which provide that a charter holder may make application to the Commissioner for designation as a "charter district" and for a guarantee by the PSF under the Act of bonds issued on behalf of a charter district by a non-profit corporation. If the conditions for the Charter District Bond Guarantee Program are satisfied, the guarantee becomes effective upon approval of the bonds by the Attorney General and remains in effect until the guaranteed bonds are paid or defeased, by a refunding or otherwise.

As of February 27, 2019 (the most recent date for which data is available), the percentage of students enrolled in open-enrollment charter schools (excluding charter schools authorized by school districts) to the total State scholastic census was approximately 5.85%. As of June 10, 2019, there were 181 active open-enrollment charter schools in the State and there were 764 charter school campuses operating under such charters (though as of such date, 15 of such campuses have not begun serving students for various reasons). Section 12.101, Texas Education Code, as amended by the Legislature in 2013, limits the number of charters that the Commissioner may grant to 215 charters as of the end of fiscal year 2014, with the number increasing in each fiscal year

thereafter through 2019 to a total number of 305 charters. While legislation limits the number of charters that may be granted, it does not limit the number of campuses that may operate under a particular charter. For information regarding the capacity of the Guarantee Program, see "Capacity Limits for the Guarantee Program." The Act provides that the Commissioner may not approve the guarantee of refunding or refinanced bonds under the Charter District Bond Guarantee Program in a total amount that exceeds one-half of the total amount available for the guarantee of charter district bonds under the Charter District Bond Guarantee Program.

In accordance with the Act, the Commissioner may not approve charter district bonds for guarantee if such guarantees will result in lower bond ratings for public school district bonds that are guaranteed under the School District Bond Guarantee Program. To be eligible for a guarantee, the Act provides that a charter district's bonds must be approved by the Attorney General, have an unenhanced investment grade rating from a nationally recognized investment rating firm, and satisfy a limited investigation conducted by the TEA.

The Charter District Bond Guarantee Program does not apply to the payment of principal and interest upon redemption of bonds, except upon mandatory sinking fund redemption, and does not apply to the obligation, if any, of a charter district to pay a redemption premium on its guaranteed bonds. The guarantee applies to all matured interest on guaranteed charter district bonds, whether the bonds were issued with a fixed or variable interest rate and whether the interest rate changes as a result of an interest reset provision or other bond resolution provision requiring an interest rate change. The guarantee does not extend to any obligation of a charter district under any agreement with a third party relating to guaranteed bonds that is defined or described in State law as a "bond enhancement agreement" or a "credit agreement," unless the right to payment of such third party is directly as a result of such third party being a bondholder.

The Act provides that immediately following receipt of notice that a charter district will be or is unable to pay maturing or matured principal or interest on a guaranteed bond, the Commissioner is required to instruct the Comptroller to transfer from the Charter District Reserve Fund to the district's paying agent an amount necessary to pay the maturing or matured principal or interest. If money in the Charter District Reserve Fund is insufficient to pay the amount due on a bond for which a notice of default has been received, the Commissioner is required to instruct the Comptroller to transfer from the PSF to the district's paying agent the amount necessary to pay the balance of the unpaid maturing or matured principal or interest. If a total of two or more payments are made under the Charter District Bond Guarantee Program on charter district bonds and the Commissioner determines that the charter district is acting in bad faith under the program, the Commissioner may request the Attorney General to institute appropriate legal action to compel the charter district and its officers, agents, and employees to comply with the duties required of them by law in regard to the guaranteed bonds. As is the case with the School District Bond Guarantee Program, the Act provides a funding "intercept" feature that obligates the Commissioner to instruct the Comptroller to withhold the amount paid with respect to the Charter District Bond Guarantee Program, plus interest, from the first State money payable to a charter district that fails to make a guaranteed payment on its bonds. The amount withheld will be deposited, first, to the credit of the PSF, and then to restore any amount drawn from the Charter District Reserve Fund as a result of the non-payment.

The CDBGP Rules provide that the PSF may be used to guarantee bonds issued for the acquisition, construction, repair, or renovation of an educational facility for an open-enrollment charter holder and equipping real property of an open-enrollment charter school and/or to refinance promissory notes executed by an open-enrollment charter school, each in an amount in excess of \$500,000 the proceeds of which loans were used for a purposes described above (so-called new money bonds) or for refinancing bonds previously issued for the charter school that were approved by the attorney general (so-called refunding bonds). Refunding bonds may not be guaranteed under the Charter District Bond Guarantee Program if they do not result in a present value savings to the charter holder.

The CDBGP Rules provide that an open-enrollment charter holder applying for charter district designation and a guarantee of its bonds under the Charter District Bond Guarantee Program satisfy various provisions of the regulations, including the following: It must (i) have operated at least one open-enrollment charter school with enrolled students in the State for at least three years; (ii) agree that the bonded indebtedness for which the guarantee is sought will be undertaken as an obligation of all entities under common control of the open-enrollment charter holder, and that all such entities will be liable for the obligation if the open-enrollment charter holder defaults on the bonded indebtedness, provided, however, that an entity that does not operate a charter school in Texas is subject to this provision only to the extent it has received state funds from the open-enrollment charter holder; (iii) have had completed for the past three years an audit for each such year that included unqualified or unmodified audit opinions; and (iv) have received an investment grade credit rating within the last year. Upon receipt of an application for guarantee under the Charter District Bond Guarantee Program, the Commissioner is required to conduct an investigation into the financial status of the applicant charter district and of the accreditation status of all open-enrollment charter schools operated under the charter, within the scope set forth in the CDBGP Rules. Such financial investigation must establish that an applying charter district has a historical debt service coverage ratio, based on annual debt service, of at least 1.1 for the most recently completed fiscal year, and a projected debt service coverage ratio, based on projected revenues and expenses and maximum annual debt service, of at least 1.2. The failure of an open-enrollment charter holder to comply with the Act or the applicable regulations, including by making any material misrepresentations in the charter holder's application for charter district designation or guarantee under the Charter District Bond Guarantee Program, constitutes a material violation of the open-enrollment charter holder's charter.

From time to time, TEA has limited new guarantees under the Charter District Bond Guarantee Program to conform to capacity limits specified by the Act. Legislation enacted during the Legislature's 2017 regular session modified the manner of calculating the capacity of the Charter District Bond Guarantee Program (the "CDBGP Capacity"), which further increased the amount of the CDBGP Capacity, beginning with State fiscal year 2018, but that provision of the law does not increase overall Program capacity, it merely allocates capacity between the School District Bond Guarantee Program and the Charter District Bond Guarantee Program. See "Capacity Limits for the Guarantee Program" and "2017 Legislative Changes to the Charter District Bond Guarantee Program." Other factors that could increase the CDBGP Capacity include Fund investment performance, future increases in the Guarantee Program multiplier, changes in State law that govern the calculation of the CDBGP Capacity, as described below, growth in the relative percentage of students enrolled in open-enrollment charter schools to the total State scholastic census, legislative and administrative changes in funding for charter districts, changes in level of school district or charter district participation in the Program, or a combination of such circumstances.

2017 Legislative Changes to the Charter District Bond Guarantee Program

The CDBGP Capacity is established by the Act. During the 85th Texas Legislature, which concluded on May 29, 2017, Senate Bill 1480 ("SB 1480") was enacted. The complete text of SB 1480 can be found at <http://www.capitol.state.tx.us/tlodocs/85R/billtext/pdf/SB01480F.pdf#navpanes=0>. SB 1480 modified how the CDBGP Capacity will be established under the Act effective as of September 1, 2017, and made other substantive changes to the Act that affects the Charter District Bond Guarantee Program. Prior to the enactment of SB 1480, the CDBGP Capacity was calculated as the State Capacity Limit less the amount of outstanding bond guarantees under the Guarantee Program multiplied by the percentage of charter district scholastic population relative to the total public school scholastic population. As of April 30, 2019, the amount of

outstanding bond guarantees represented 69.90% of the IRS Limit (which is currently the applicable capacity limit) for the Guarantee Program (based on unaudited data). SB 1480 amended the CDBGP Capacity calculation so that the State Capacity Limit is multiplied by the percentage of charter district scholastic population relative to the total public school scholastic population prior to the subtraction of the outstanding bond guarantees, thereby potentially substantially increasing the CDBGP Capacity. However, certain provisions of SB 1480, described below, and other additional factors described herein, could result in less than the maximum amount of the potential increase provided by SB 1480 being implemented by the SBOE or otherwise used by charter districts. Still other factors used in determining the CDBGP Capacity, such as the percentage of the charter district scholastic population to the overall public school scholastic population, could, in and of itself, increase the CDBGP Capacity, as that percentage has grown from 3.53% in September, 2012 to 5.85% in February 2019. TEA is unable to predict how the ratio of charter district students to the total State scholastic population will change over time.

SB 1480 provides that the implementation of the new method of calculating the CDBGP Capacity will begin with the State fiscal year that commences September 1, 2021 (the State's fiscal year 2022). However, for the intervening four fiscal years, beginning with fiscal year 2018, SB 1480 provides that the SBOE may establish a CDBGP Capacity that increases the amount of charter district bonds that may be guaranteed by up to a cumulative 20% in each fiscal year (for a total maximum increase of 80% in fiscal year 2021) as compared to the capacity figure calculated under the Act as of January 1, 2017. However, SB 1480 provides that in making its annual determination of the magnitude of an increase for any year, the SBOE may establish a lower (or no) increase if the SBOE determines that an increase in the CDBGP Capacity would likely result in a negative impact on the bond ratings for the Bond Guarantee Program (see "Ratings of Bonds Guaranteed Under the Guarantee Program") or if one or more charter districts default on payment of principal or interest on a guaranteed bond, resulting in a negative impact on the bond ratings of the Bond Guarantee Program. The provisions of SB 1480 that provide for discretionary, incremental increases in the CDBGP expire September 1, 2022. If the SBOE makes a determination for any year based upon the potential ratings impact on the Bond Guarantee Program and modifies the increase that would otherwise be implemented under SB 1480 for that year, the SBOE may also make appropriate adjustments to the schedule for subsequent years to reflect the modification, provided that the CDBGP Capacity for any year may not exceed the limit provided in the schedule set forth in SB 1480. In September 2017 and June 2018, the SBOE authorized the full 20% increase in the amount of charter district bonds that may be guaranteed for fiscal years 2018 and 2019, respectively, which increases the relative capacity of the Charter District Bond Guarantee Program to the School District Bond Guarantee Program for those fiscal years.

Taking into account the enactment of SB 1480 and the increase in the CDBGP Capacity effected thereby, at Winter 2018 meeting the SBOE determined not to implement a previously approved the multiplier increase to 3.75 times market value, opting to increase the multiplier to 3.50 times effective in late March 2018.

In addition to modifying the manner of determining the CDBGP Capacity, SB 1480 provides that the Commissioner, in making a determination as to whether to approve a guarantee for a charter district, may consider any additional reasonable factor that the Commissioner determines to be necessary to protect the Bond Guarantee Program or minimize risk to the PSF, including: (1) whether the charter district had an average daily attendance of more than 75 percent of its student capacity for each of the preceding three school years, or for each school year of operation if the charter district has not been in operation for the preceding three school years; (2) the performance of the charter district under certain performance criteria set forth in Education Code Sections 39.053 and 39.054; and (3) any other indicator of performance that could affect the charter district's financial performance. Also, SB 1480 provides that the Commissioner's investigation of a charter district application for guarantee may include an evaluation of whether the charter district bond security documents provide a security interest in real property pledged as collateral for the bond and the repayment obligation under the proposed guarantee. The Commissioner may decline to approve the application if the Commissioner determines that sufficient security is not provided. The Act and the CDBGP Rules previously required the Commissioner to make an investigation of the accreditation status and certain financial criteria for a charter district applying for a bond guarantee, which remain in place.

Since the initial authorization of the Charter District Bond Guarantee Program, the Act has established a bond guarantee reserve fund in the State treasury (the "Charter District Reserve Fund"). Formerly, the Act provided that each charter district that has a bond guaranteed must annually remit to the Commissioner, for deposit in the Charter District Reserve Fund, an amount equal to 10 percent of the savings to the charter district that is a result of the lower interest rate on its bonds due to the guarantee by the PSF. SB 1480 modified the Act insofar as it pertains to the Charter District Reserve Fund. Effective September 1, 2017, the Act provides that a charter district that has a bond guaranteed must remit to the Commissioner, for deposit in the Charter District Reserve Fund, an amount equal to 20 percent of the savings to the charter district that is a result of the lower interest rate on the bond due to the guarantee by the PSF. The amount due shall be paid on receipt by the charter district of the bond proceeds. However, the deposit requirement will not apply if the balance of the Charter District Reserve Fund is at least equal to three percent (3.00%) of the total amount of outstanding guaranteed bonds issued by charter districts. As of April 30, 2019, the Charter District Reserve Fund represented approximately 0.87% of the guaranteed charter district bonds. SB 1480 also authorized the SBOE to manage the Charter District Reserve Fund in the same manner as it manages the PSF. Previously, the Charter District Reserve Fund was held by the Comptroller, but effective April 1 2018, the management of the Reserve Fund was transferred to the PSF division of TEA, where it will be held and invested as a non-commingled fund under the administration of the PSF staff.

Charter District Risk Factors

Open-enrollment charter schools in the State may not charge tuition and, unlike school districts, charter districts have no taxing power. Funding for charter district operations is largely from amounts appropriated by the Legislature. The amount of such State payments a charter district receives is based on a variety of factors, including the enrollment at the schools operated by a charter district. The overall amount of education aid provided by the State for charter schools in any year is also subject to appropriation by the Legislature. The Legislature may base its decisions about appropriations for charter schools on many factors, including the State's economic performance. Further, because some public officials, their constituents, commentators and others have viewed charter schools as controversial, political factors may also come to bear on charter school funding, and such factors are subject to change.

Other than credit support for charter district bonds that is provided to qualifying charter districts by the Charter District Bond Guarantee Program, under current law, open-enrollment charter schools generally do not receive a dedicated funding allocation from the State to assist with the construction and acquisition of new facilities. However, during the 85th Regular Session of the Legislature in 2017, legislation was enacted that, for the first time, provided a limited appropriation in the amount of \$60 million for the 2018-2019 biennium for charter districts having an acceptable performance rating. A charter district that receives funding under this program may use the funds to lease or pay property taxes imposed on an instructional facility; to pay debt service on bonds that financed an instructional facility; or for any other purpose related to the purchase, lease, sale, acquisition, or maintenance of an instructional facility. Charter schools generally issue revenue bonds to fund facility construction and acquisition, or fund facilities from cash flows of the school. Some charter districts have issued non-guaranteed debt in addition to debt guaranteed under the Charter District Bond Guarantee Program, and such non-guaranteed debt is likely to be secured by a deed of trust covering all or

part of the charter district’s facilities. In March 2017, the TEA began requiring charter districts to provide the TEA with a lien against charter district property as a condition to receiving a guarantee under the Charter District Bond Guarantee Program. However, charter district bonds issued and guaranteed under the Charter District Bond Guarantee Program prior to the implementation of the new requirement did not have the benefit of a security interest in real property, although other existing debts of such charter districts that are not guaranteed under the Charter District Bond Guarantee Program may be secured by real property that could be foreclosed on in the event of a bond default.

The maintenance of a State-granted charter is dependent upon on-going compliance with State law and TEA regulations, and TEA monitors compliance with applicable standards. TEA has a broad range of enforcement and remedial actions that it can take as corrective measures, and such actions may include the loss of the State charter, the appointment of a new board of directors to govern a charter district, the assignment of operations to another charter operator, or, as a last resort, the dissolution of an open-enrollment charter school.

As described above, the Act includes a funding “intercept” function that applies to both the School District Bond Guarantee Program and the Charter District Bond Guarantee Program. However, school districts are viewed as the “educator of last resort” for students residing in the geographical territory of the district, which makes it unlikely that State funding for those school districts would be discontinued, although the TEA can require the dissolution and merger into another school district if necessary to ensure sound education and financial management of a school district. That is not the case with a charter district, however, and open-enrollment charter schools in the State have been dissolved by TEA from time to time. If a charter district that has bonds outstanding that are guaranteed by the Charter District Bond Guarantee Program should be dissolved, debt service on guaranteed bonds of the district would continue to be paid to bondholders in accordance with the Charter District Bond Guarantee Program, but there would be no funding available for reimbursement of the PSF by the Comptroller for such payments. As described under “The Charter District Bond Guarantee Program,” the Act establishes a Charter District Reserve Fund, which could in the future be a significant reimbursement resource for the PSF. At April 30, 2019, the Charter District Reserve Fund contained \$14,743,830.

Potential Impact of Hurricane Harvey on the PSF

Hurricane Harvey struck coastal Texas on August 26, 2017, resulting in historic levels of rainfall. The Governor designated the impacted area for disaster relief, and TEA believes that the storm impacted more than 1.3 million students enrolled in some 157 school districts, and approximately 58,000 students in 27 charter schools in the designated area. Many of the impacted school districts and two charter districts have bonds guaranteed by the PSF. It is possible that the affected districts will need to borrow to repair or replace damaged facilities, which could require increased bond issuance and applications to the TEA for PSF bond guarantees. In addition, the storm damage and any lingering economic damage in the area could adversely affect the tax base (for school districts) and credit quality of school districts and charter districts with bonds that are or will be guaranteed by the PSF.

Legislation was approved during the 86th Session that provides supplemental appropriations to the TEA in amounts of \$535,200,000 and \$636,000,000 for the fiscal biennia ending August 31, 2019 and August 31, 2021, respectively. Those appropriations are designated for use as an adjustment to school district property values and reimbursement for disaster remediation costs as a result of Hurricane Harvey. That legislation also included a reimbursement to the TEA in the amount of \$271,300,000 for costs previously incurred by the TEA for increased student costs, the reduction in school district property values and other disaster remediation costs stemming from Hurricane Harvey. For fiscal year 2018, TEA initiated programs designed to hold school districts and charter districts harmless for the loss of State funding associated with declines in average daily attendance. In the past, storm damage has caused multiple year impacts to affected schools with respect to both attendance figures and tax base (for school districts). In June 2018 TEA received results of a survey of tax appraisal districts in the area affected by the hurricane with respect to the impact of the hurricane on the tax rolls of affected school districts. In aggregate, the tax rolls of affected districts appear to have increased slightly for fiscal 2018 over 2017, but the increases were at a lower rate than had been anticipated in the State’s general appropriation act for the biennium. TEA notes that as of June 2018 the negative effect of the hurricane on the average daily attendance of districts in the affected area appears to have been less than TEA had initially anticipated.

Many of the school districts and two charter districts in the designated disaster area have bonds guaranteed by the PSF. TEA notes that no district has applied for financial exigency or failed to timely pay bond payments as a result of the hurricane or otherwise. The PSF is managed to maintain liquidity for any draws on the program. Moreover, as described under “The School District Bond Guarantee Program” and “The Charter District Bond Guarantee Program,” both parts of the Bond Guarantee Program operate in accordance with the Act as “intercept” programs, providing liquidity for guaranteed bonds, and draws on the PSF are required to be restored from the first State money payable to a school district or a charter district that fails to make a guaranteed payment on its bonds.

Ratings of Bonds Guaranteed Under the Guarantee Program

Moody’s Investors Service, Inc., S&P Global Ratings and Fitch Ratings, Inc. rate bonds guaranteed by the PSF “Aaa,” “AAA” and “AAA,” respectively. Not all districts apply for multiple ratings on their bonds, however. See “RATING” herein.

Valuation of the PSF and Guaranteed Bonds

Permanent School Fund Valuations

Fiscal Year Ended 8/31	Book Value ⁽¹⁾	Market Value ⁽¹⁾
2014	\$27,596,692,541	\$38,445,519,225
2015	29,081,052,900	36,196,265,273
2016	30,128,037,903	37,279,799,335
2017	31,870,581,428	41,438,672,573
2018 ⁽²⁾	33,860,358,647	44,074,197,940

⁽¹⁾ SLB managed assets are included in the market value and book value of the Fund. In determining the market value of the PSF from time to time during a fiscal year, the TEA uses current, unaudited values for TEA managed investment portfolios and cash held by the SLB. With respect to SLB managed assets shown in the table above, market values of land and mineral interests, internally managed real estate, investments in externally managed real estate funds and cash are based upon information reported to the PSF by the SLB. The SLB reports that information to the PSF on a quarterly basis. The valuation of such assets at any point in time is dependent upon a variety of factors, including economic conditions in the State and nation in general, and the values of these assets, and, in particular, the valuation of mineral holdings administered by the SLB, can be volatile and subject to material changes from period to period.

⁽²⁾ At August 31, 2018, mineral assets, sovereign and other lands and internally managed discretionary real estate, external discretionary real estate investments, domestic equities, and cash managed by the SLB had book values of approximately \$13.4 million,

\$238.8 million, \$2,983.3 million, \$7.5 million, and \$4,247.3 million, respectively, and market values of approximately \$2,022.8 million, \$661.1 million, \$3,126.7 million, \$4.2 million, and \$4,247.3 million, respectively. At April 30, 2019, the PSF had a book value of \$34,917,398,274 and a market value of \$44,978,512,134. April 30, 2019 values are based on unaudited data, which is subject to adjustment.

Permanent School Fund Guaranteed Bonds	
<u>At 8/31</u>	<u>Principal Amount⁽¹⁾</u>
2014	\$58,364,350,783
2015	63,955,449,047
2016	68,303,328,445
2017	74,266,090,023
2018	79,080,901,069 ⁽²⁾

⁽¹⁾ Represents original principal amount; does not reflect any subsequent accretions in value for compound interest bonds (zero coupon securities). The amount shown excludes bonds that have been refunded and released from the Guarantee Program. The TEA does not maintain records of the accreted value of capital appreciation bonds that are guaranteed under the Guarantee Program.

⁽²⁾ As of August 31, 2018 (the most recent date for which such data is available), the TEA expected that the principal and interest to be paid by school districts over the remaining life of the bonds guaranteed by the Guarantee Program was \$126,346,333,815, of which \$47,265,432,746 represents interest to be paid. As shown in the table above, at August 31, 2018, there were \$79,080,901,069 in principal amount of bonds guaranteed under the Guarantee Program, and using the IRS Limit at that date of \$117,318,653,038 (the IRS Limit is currently the lower of the two federal and State capacity limits of Program capacity), 97.35% of Program capacity was available to the School District Bond Guarantee Program and 2.65% was available to the Charter District Bond Guarantee Program.

Permanent School Fund Guaranteed Bonds by Category⁽¹⁾						
<u>School District Bonds</u>		<u>Charter District Bonds</u>			<u>Totals</u>	
<u>Fiscal Year Ended 8/31</u>	<u>No. of Issues</u>	<u>Principal Amount</u>	<u>No. of Issues</u>	<u>Principal Amount</u>	<u>No. of Issues</u>	<u>Principal Amount</u>
2014 ⁽²⁾	2,869	\$58,061,805,783	10	\$302,545,000	2,879	\$58,364,350,783
2015	3,089	63,197,514,047	28	757,935,000	3,117	63,955,449,047
2016	3,244	67,342,303,445	35	961,025,000	3,279	68,303,328,445
2017	3,253	72,884,480,023	40	1,381,610,000	3,293	74,266,090,023
2018 ⁽³⁾	3,249	77,647,966,069	44	1,432,935,000	3,293	79,080,901,069

⁽¹⁾ Represents original principal amount; does not reflect any subsequent accretions in value for compound interest bonds (zero coupon securities). The amount shown excludes bonds that have been refunded and released from the Guarantee Program.

⁽²⁾ Fiscal 2014 was the first year of operation of the Charter District Bond Guarantee Program.

⁽³⁾ At April 30, 2019 (based on unaudited data, which is subject to adjustment), there were \$82,005,532,177 of bonds guaranteed under the Guarantee Program, representing 3,269 school district issues, aggregating \$80,311,477,177 in principal amount and 46 charter district issues, aggregating \$1,694,055,000 in principal amount. At April 30, 2019, the capacity allocation of the Charter District Bond Guarantee Program was \$3,265,722,717 (based on unaudited data, which is subject to adjustment).

Discussion and Analysis Pertaining to Fiscal Year Ended August 31, 2018

The following discussion is derived from the Annual Report for the year ended August 31, 2018, including the Message of the Executive Administrator of the Fund and the Management's Discussion and Analysis contained therein. Reference is made to the Annual Report, when filed, for the complete Message and MD&A. Investment assets managed by the fifteen member SBOE are referred to throughout this MD&A as the PSF(SBOE) assets. As of August 31, 2018, the Fund's land, mineral rights and certain real assets are managed by the three-member SLB and these assets are referred to throughout as the PSF(SLB) assets. The current PSF asset allocation policy includes an allocation for real estate investments, and as such investments are made, and become a part of the PSF investment portfolio, those investments will be managed by the SBOE and not the SLB.

At the end of fiscal 2018, the Fund balance was \$44.0 billion, an increase of \$2.6 billion from the prior year. This increase is primarily due to overall increases in value of all asset classes in which the Fund has invested. During the year, the SBOE continued implementing the long-term strategic asset allocation, diversifying the PSF(SBOE) to strengthen the Fund. The asset allocation is projected to increase returns over the long run while reducing risk and portfolio return volatility. The PSF(SBOE) annual rates of return for the one-year, five-year, and ten-year periods ending August 31, 2018, were 7.23%, 7.68% and 6.92%, respectively (total return takes into consideration the change in the market value of the Fund during the year as well as the interest and dividend income generated by the Fund's investments). In addition, the SLB continued its shift into externally managed real asset investment funds, and the one-year, five-year, and ten-year annualized total returns for the PSF(SLB) real assets, including cash, were 8.69%, 7.78%, and 4.23%, respectively.

The market value of the Fund's assets is directly impacted by the performance of the various financial markets in which the assets are invested. The most important factors affecting investment performance are the asset allocation decisions made by the SBOE and SLB. The current SBOE long term asset allocation policy allows for diversification of the PSF(SBOE) portfolio into alternative asset classes whose returns are not as positively correlated as traditional asset classes. The implementation of the long term asset allocation will occur over several fiscal years and is expected to provide incremental total return at reduced risk. As of August 31, 2018, the PSF(SBOE) portion of the Fund had diversified into emerging market and large cap international equities, absolute return funds, real estate, private equity, risk parity, real return Treasury Inflation-Protected Securities, real return commodities, and emerging market debt.

As of August 31, 2018, the SBOE has approved and the Fund made capital commitments to externally managed real estate investment funds in a total amount of \$4.2 billion and capital commitments to private equity limited partnerships for a total of \$5.2

billion. Unfunded commitments at August 31, 2018, totaled \$1.5 billion in real estate investments and \$2.1 billion in private equity investments.

The PSF(SLB) portfolio is generally characterized by three broad categories: (1) discretionary real assets investments, (2) sovereign and other lands, and (3) mineral interests. Discretionary real assets investments consist of externally managed real estate, infrastructure, and energy/minerals investment funds; internally managed direct real estate investments, and cash. Sovereign and other lands consist primarily of the lands set aside to the PSF when it was created. Mineral interests consist of all of the minerals that are associated with PSF lands. The investment focus of PSF(SLB) discretionary real assets investments has shifted from internally managed direct real estate investments to externally managed real assets investment funds. The PSF(SLB) makes investments in certain limited partnerships that legally commit it to possible future capital contributions. At August 31, 2018, the remaining commitments totaled approximately \$2.6 billion.

The PSF(SBOE)'s investment in domestic large cap, domestic small/mid cap, international large cap, and emerging market equity securities experienced returns of 19.83%, 23.95%, 3.51%, and -1.07%, respectively, during the fiscal year ended August 31, 2018. The PSF(SBOE)'s investment in domestic fixed income securities produced a return of -0.78% during the fiscal year and absolute return investments yielded a return of 6.66%. The PSF(SBOE) real estate and private equity investments returned 12.01% and 15.94%, respectively. Risk parity assets produced a return of 3.43%, while real return assets yielded 0.70%. Emerging market debt produced a return of -11.40%. Combined, all PSF(SBOE) asset classes produced an investment return of 7.23% for the fiscal year ended August 31, 2018, out-performing the benchmark index of 6.89% by approximately 34 basis points. All PSF(SLB) real assets (including cash) returned 8.69% for the fiscal year ending August 31, 2018.

For fiscal year 2018, total revenues, inclusive of unrealized gains and losses and net of security lending rebates and fees, totaled \$4.0 billion, a decrease of \$1.4 billion from fiscal year 2017 earnings of \$5.4 billion. This decrease reflects the performance of the securities markets in which the Fund was invested in fiscal year 2018. In fiscal year 2018, revenues earned by the Fund included lease payments, bonuses and royalty income received from oil, gas and mineral leases; lease payments from commercial real estate; surface lease and easement revenues; revenues from the resale of natural and liquid gas supplies; dividends, interest, and securities lending revenues; the net change in the fair value of the investment portfolio; and, other miscellaneous fees and income.

Expenditures are paid from the Fund before distributions are made under the total return formula. Such expenditures include the costs incurred by the SLB to manage the land endowment, as well as operational costs of the Fund, including external management fees paid from appropriated funds. Total operating expenditures, net of security lending rebates and fees, decreased 17.1% for the fiscal year ending August 31, 2018. This decrease is primarily attributable to a decrease in PSF(SLB) quantities of purchased gas for resale in the State Energy Management Program, which is administered by the SLB as part of the Fund.

The Fund supports the public school system in the State by distributing a predetermined percentage of its asset value to the ASF. For fiscal years 2017 and 2018, the distribution from the SBOE to the ASF totaled \$1.1 billion and \$1.2 billion, respectively. There were no contributions to the ASF by the SLB in fiscal years 2017 and 2018.

At the end of the 2018 fiscal year, PSF assets guaranteed \$79.1 billion in bonds issued by 858 local school districts and charter districts, the latter of which entered into the Program during the 2014 fiscal year. Since its inception in 1983, the Fund has guaranteed 7,242 school district and charter district bond issues totaling \$176.4 billion in principal amount. During the 2018 fiscal year, the number of outstanding issues guaranteed under the Guarantee Program remained flat at 3,293. The dollar amount of guaranteed school and charter bond issues outstanding increased by \$4.8 billion or 6.5%. The State Capacity Limit increased by \$6.9 billion, or 6.2%, during fiscal year 2018 due to continued growth in the cost basis of the Fund used to calculate that Program capacity limit. The effective capacity of the Program increased by only \$5.7 billion, or 5.2%, during fiscal year 2018 as the IRS Limit was reached during the fiscal year, and it is the lower of the two State and federal capacity limits for the Program.

2011 Constitutional Amendment

On November 8, 2011, a referendum was held in the State as a result of legislation enacted that year that proposed amendments to various sections of the Texas Constitution pertaining to the PSF. At that referendum, voters of State approved non-substantive changes to the Texas Constitution to clarify references to the Fund, and, in addition, approved amendments that effected an increase to the base amount used in calculating the Distribution Rate from the Fund to the ASF, and authorized the SLB to make direct transfers to the ASF, as described below.

The amendments approved at the referendum included an increase to the base used to calculate the Distribution Rate by adding to the calculation base certain discretionary real assets and cash in the Fund that is managed by entities other than the SBOE (at present, by the SLB). The value of those assets were already included in the value of the Fund for purposes of the Guarantee Program, but prior to the amendment had not been included in the calculation base for purposes of making transfers from the Fund to the ASF. While the amendment provided for an increase in the base for the calculation of approximately \$2 billion, no new resources were provided for deposit to the Fund. As described under "The Total Return Constitutional Amendment" the SBOE is prevented from approving a Distribution Rate or making a pay out from the Fund if the amount distributed would exceed 6% of the average of the market value of the Fund, excluding real property in the Fund, but including discretionary real asset investments on the last day of each of the sixteen State fiscal quarters preceding the Regular Session of the Legislature that begins before that State fiscal biennium or if such pay out would exceed the Ten Year Total Return.

If there are no reductions in the percentage established biennially by the SBOE to be the Distribution Rate, the impact of the increase in the base against which the Distribution Rate is applied will be an increase in the distributions from the PSF to the ASF. As a result, going forward, it may be necessary for the SBOE to reduce the Distribution Rate in order to preserve the corpus of the Fund in accordance with its management objective of preserving intergenerational equity.

The Distribution Rates for the Fund were set at 3.5%, 2.5%, 4.2%, 3.3%, 3.5% and 3.7% for each of two year periods 2008-2009, 2010-2011, 2012-2013, 2014-2015, 2016-2017 and 2018-2019, respectively. In November 2018, the SBOE approved a \$2.2 billion distribution to the ASF for State fiscal biennium 2020-2021, to be made in equal monthly increments of \$92.2 million, which represents a 2.981% Distribution Rate for the biennium and a per student distribution of \$220.97, based on 2018 preliminary student average daily attendance of 5,004,998. In making the 2020-2021 biennium distribution decision, the SBOE took into account a commitment of the SLB transfer \$10 million to the PSF in fiscal year 2020 and \$45 million in fiscal year 2021.

Changes in the Distribution Rate for each biennial period has been based on a number of financial and political reasons, as well as commitments made by the SLB in some years to transfer certain sums to the ASF. The new calculation base described above has been used to determine all payments to the ASF from the Fund beginning with the 2012-13 biennium. The broader base for the Distribution Rate calculation could increase transfers from the PSF to the ASF, although the effect of the broader calculation base has been somewhat offset since the 2014-2015 biennium by the establishment by the SBOE of somewhat lower Distribution

Rates than for the 2012-2013 biennium. In addition, the changes made by the amendment that increased the calculation base that could affect the corpus of the Fund include the decisions that are made by the SLB or others that are, or may in the future be, authorized to make transfers of funds from the PSF to the ASF.

The constitutional amendments approved on November 8, 2011 also provide authority to the GLO or any other entity other than the SBOE that has responsibility for the management of land or other properties of the Fund to determine whether to transfer an amount each year from Fund assets to the ASF revenue derived from such land or properties, with the amount transferred limited to \$300 million. Any amount transferred to the ASF by an entity other than the SBOE is excluded from the 6% Distribution Rate limitation applicable to SBOE transfers.

Other Events and Disclosures

The State Investment Ethics Code governs the ethics and disclosure requirements for financial advisors and other service providers who advise certain State governmental entities, including the PSF. In accordance with the provisions of the State Investment Ethics Code, the SBOE periodically modifies its code of ethics, which occurred most recently in April 2018. The SBOE code of ethics includes prohibitions on sharing confidential information, avoiding conflict of interests and requiring disclosure filings with respect to contributions made or received in connection with the operation or management of the Fund. The code of ethics applies to members of the SBOE as well as to persons who are responsible by contract or by virtue of being a TEA PSF staff member for managing, investing, executing brokerage transactions, providing consultant services, or acting as a custodian of the PSF, and persons who provide investment and management advice to a member of the SBOE, with or without compensation under certain circumstances. The code of ethics is codified in the Texas Administrative Code at 19 TAC sections 33.5 et seq., and is available on the TEA web site at <http://ritter.tea.state.tx.us/rules/tac/chapter033/ch033a.html#33.5>.

In addition, the GLO has established processes and controls over its administration of real estate transactions and is subject to provisions of the Texas Natural Resources Code and its own internal procedures in administering real estate transactions for assets it manages for the Fund.

In the 2011 legislative session, the Legislature approved an increase of 31 positions in the full-time equivalent employees for the administration of the Fund, which was funded as part of an \$18 million appropriation for each year of the 2012-13 biennium, in addition to the operational appropriation of \$11 million for each year of the biennium. The TEA has begun increasing the PSF administrative staff in accordance with the 2011 legislative appropriation, and the TEA received an appropriation of \$30.2 million for the administration of the PSF for fiscal years 2016 and 2017, respectively, and \$30.4 million for each of the fiscal years 2018 and 2019.

As of August 31, 2018, certain lawsuits were pending against the State and/or the GLO, which challenge the Fund's title to certain real property and/or past or future mineral income from that property, and other litigation arising in the normal course of the investment activities of the PSF. Reference is made to the Annual Report, when filed, for a description of such lawsuits that are pending, which may represent contingent liabilities of the Fund.

PSF Continuing Disclosure Undertaking

The SBOE has adopted an investment policy rule (the "TEA Rule") pertaining to the PSF and the Guarantee Program. The TEA Rule is codified in Section I of the TEA Investment Procedure Manual, which relates to the Guarantee Program and is posted to the TEA web site at http://tea.texas.gov/Finance_and_Grants/Texas_Permanent_School_Fund/Texas_Permanent_School_Fund_Disclosure_Statement_-_Bond_Guarantee_Program/. The most recent amendment to the TEA Rule was adopted by the SBOE on February 1, 2019, and is summarized below. Through the adoption of the TEA Rule and its commitment to guarantee bonds, the SBOE has made the following agreement for the benefit of the issuers, holders and beneficial owners of guaranteed bonds. The TEA (or its successor with respect to the management of the Guarantee Program) is required to observe the agreement for so long as it remains an "obligated person," within the meaning of Rule 15c2-12, with respect to guaranteed bonds. Nothing in the TEA Rule obligates the TEA to make any filings or disclosures with respect to guaranteed bonds, as the obligations of the TEA under the TEA Rule pertain solely to the Guarantee Program. The issuer or an "obligated person" of the guaranteed bonds has assumed the applicable obligation under Rule 15c2-12 to make all disclosures and filings relating directly to guaranteed bonds, and the TEA takes no responsibility with respect to such undertakings. Under the TEA agreement, the TEA will be obligated to provide annually certain updated financial information and operating data, and timely notice of specified material events, to the MSRB.

The MSRB has established the Electronic Municipal Market Access ("EMMA") system, and the TEA is required to file its continuing disclosure information using the EMMA system. Investors may access continuing disclosure information filed with the MSRB at www.emma.msrb.org, and the continuing disclosure filings of the TEA with respect to the PSF can be found at <https://emma.msrb.org/IssueView/Details/ER355077> or by searching for "Texas Permanent School Fund Bond Guarantee Program" on EMMA.

Annual Reports

The TEA will annually provide certain updated financial information and operating data to the MSRB. The information to be updated includes all quantitative financial information and operating data with respect to the Guarantee Program and the PSF of the general type included in this Official Statement under the heading "THE PERMANENT SCHOOL FUND GUARANTEE PROGRAM." The information also includes the Annual Report. The TEA will update and provide this information within six months after the end of each fiscal year.

The TEA may provide updated information in full text or may incorporate by reference certain other publicly-available documents, as permitted by Rule 15c2-12. The updated information includes audited financial statements of, or relating to, the State or the PSF, when and if such audits are commissioned and available. Financial statements of the State will be prepared in accordance with generally accepted accounting principles as applied to state governments, as such principles may be changed from time to time, or such other accounting principles as the State Auditor is required to employ from time to time pursuant to State law or regulation. The financial statements of the Fund were prepared to conform to U.S. Generally Accepted Accounting Principles as established by the Governmental Accounting Standards Board.

The Fund is reported by the State of Texas as a permanent fund and accounted for on a current financial resources measurement focus and the modified accrual basis of accounting. Measurement focus refers to the definition of the resource flows measured. Under the modified accrual basis of accounting, all revenues reported are recognized based on the criteria of availability and measurability. Assets are defined as available if they are in the form of cash or can be converted into cash within 60 days to be usable for payment of current liabilities. Amounts are defined as measurable if they can be estimated or otherwise determined. Expenditures are recognized when the related fund liability is incurred.

The State's current fiscal year end is August 31. Accordingly, the TEA must provide updated information by the last day of February in each year, unless the State changes its fiscal year. If the State changes its fiscal year, the TEA will notify the MSRB of the change.

Event Notices

The TEA will also provide timely notices of certain events to the MSRB. Such notices will be provided not more than ten business days after the occurrence of the event. The TEA will provide notice of any of the following events with respect to the Guarantee Program: (1) principal and interest payment delinquencies; (2) non-payment related defaults, if such event is material within the meaning of the federal securities laws; (3) unscheduled draws on debt service reserves reflecting financial difficulties; (4) unscheduled draws on credit enhancements reflecting financial difficulties; (5) substitution of credit or liquidity providers, or their failure to perform; (6) adverse tax opinions, the issuance by the IRS of proposed or final determinations of taxability, Notices of Proposed Issue (IRS Form 5701-TEB), or other material notices or determinations with respect to the tax-exempt status of the Guarantee Program, or other material events affecting the tax status of the Guarantee Program; (7) modifications to rights of holders of bonds guaranteed by the Guarantee Program, if such event is material within the meaning of the federal securities laws; (8) bond calls, if such event is material within the meaning of the federal securities laws, and tender offers; (9) defeasances; (10) release, substitution, or sale of property securing repayment of bonds guaranteed by the Guarantee Program, if such event is material within the meaning of the federal securities laws; (11) rating changes; (12) bankruptcy, insolvency, receivership, or similar event of the Guarantee Program (which is considered to occur when any of the following occur: the appointment of a receiver, fiscal agent, or similar officer for the Guarantee Program in a proceeding under the United States Bankruptcy Code or in any other proceeding under state or federal law in which a court or governmental authority has assumed jurisdiction over substantially all of the assets or business of the Guarantee Program, or if such jurisdiction has been assumed by leaving the existing governing body and officials or officers in possession but subject to the supervision and orders of a court or governmental authority, or the entry of an order confirming a plan of reorganization, arrangement, or liquidation by a court or governmental authority having supervision or jurisdiction over substantially all of the assets or business of the Guarantee Program); (13) the consummation of a merger, consolidation, or acquisition involving the Guarantee Program or the sale of all or substantially all of its assets, other than in the ordinary course of business, the entry into of a definitive agreement to undertake such an action or the termination of a definitive agreement relating to any such actions, other than pursuant to its terms, if material; (14) the appointment of a successor or additional trustee with respect to the Guarantee Program or the change of name of a trustee, if such event is material within the meaning of the federal securities laws; (15) the incurrence of a financial obligation of the Guarantee Program, if material, or agreement to covenants, events of default, remedies, priority rights, or other similar terms of a financial obligation of the Program, any of which affect security holders, if material; and (16) default, event of acceleration, termination event, modification of terms, or other similar events under the terms of a financial obligation of the Guarantee Program, any of which reflect financial difficulties. (Neither the Act nor any other law, regulation or instrument pertaining to the Guarantee Program make any provision with respect to the Guarantee Program for bond calls, debt service reserves, credit enhancement, liquidity enhancement, early redemption or the appointment of a trustee with respect to the Guarantee Program.) In addition, the TEA will provide timely notice of any failure by the TEA to provide information, data, or financial statements in accordance with its agreement described above under "Annual Reports."

Availability of Information

The TEA has agreed to provide the foregoing information only to the MSRB and to transmit such information electronically to the MSRB in such format and accompanied by such identifying information as prescribed by the MSRB. The information is available from the MSRB to the public without charge at www.emma.msrb.org.

Limitations and Amendments

The TEA has agreed to update information and to provide notices of material events only as described above. The TEA has not agreed to provide other information that may be relevant or material to a complete presentation of its financial results of operations, condition, or prospects or agreed to update any information that is provided, except as described above. The TEA makes no representation or warranty concerning such information or concerning its usefulness to a decision to invest in or sell Bonds at any future date. The TEA disclaims any contractual or tort liability for damages resulting in whole or in part from any breach of its continuing disclosure agreement or from any statement made pursuant to its agreement, although holders of Bonds may seek a writ of mandamus to compel the TEA to comply with its agreement.

The continuing disclosure agreement of the TEA is made only with respect to the PSF and the Guarantee Program. The issuer of guaranteed bonds or an obligated person with respect to guaranteed bonds may make a continuing disclosure undertaking in accordance with Rule 15c2-12 with respect to its obligations arising under Rule 15c2-12 pertaining to financial and operating data concerning such entity and notices of material events relating to such guaranteed bonds. A description of such undertaking, if any, is included elsewhere in the Official Statement.

This continuing disclosure agreement may be amended by the TEA from time to time to adapt to changed circumstances that arise from a change in legal requirements, a change in law, or a change in the identity, nature, status, or type of operations of the TEA, but only if (1) the provisions, as so amended, would have permitted an underwriter to purchase or sell guaranteed bonds in the primary offering of such bonds in compliance with Rule 15c2-12, taking into account any amendments or interpretations of Rule 15c2-12 since such offering as well as such changed circumstances and (2) either (a) the holders of a majority in aggregate principal amount of the outstanding bonds guaranteed by the Guarantee Program consent to such amendment or (b) a person that is unaffiliated with the TEA (such as nationally recognized bond counsel) determines that such amendment will not materially impair the interest of the holders and beneficial owners of the bonds guaranteed by the Guarantee Program. The TEA may also amend or repeal the provisions of its continuing disclosure agreement if the SEC amends or repeals the applicable provision of Rule 15c2-12 or a court of final jurisdiction enters judgment that such provisions of the Rule are invalid, but only if and to the extent that the provisions of this sentence would not prevent an underwriter from lawfully purchasing or selling bonds guaranteed by the Guarantee Program in the primary offering of such bonds.

Compliance with Prior Undertakings

During the last five years, the TEA has not failed to substantially comply with its previous continuing disclosure agreements in accordance with Rule 15c2-12.

SEC Exemptive Relief

On February 9, 1996, the TEA received a letter from the Chief Counsel of the SEC that pertains to the availability of the "small issuer exemption" set forth in paragraph (d)(2) of Rule 15c2-12. The letter provides that Texas school districts which offer municipal securities that are guaranteed under the Guarantee Program may undertake to comply with the provisions of paragraph (d)(2) of Rule 15c2-12 if their offerings otherwise qualify for such exemption, notwithstanding the guarantee of the school district securities under the Guarantee Program. Among other requirements established by Rule 15c2-12, a school district offering may qualify for the small issuer exemption if, upon issuance of the proposed series of securities, the school district will have no more than \$10 million of outstanding municipal securities.

STATE AND LOCAL FUNDING OF SCHOOL DISTRICTS IN TEXAS

Litigation Relating to the Texas Public School Finance System

On seven occasions in the last thirty years, the Texas Supreme Court (the "Court") has issued decisions assessing the constitutionality of the Texas public school finance system (the "Finance System"). The litigation has primarily focused on whether the Finance System, as amended by the Texas Legislature (the "Legislature") from time to time (i) met the requirements of article VII, section 1 of the Texas Constitution, which requires the Legislature to "establish and make suitable provision for the support and maintenance of an efficient system of public free schools," or (ii) imposed a statewide ad valorem tax in violation of article VIII, section 1-e of the Texas Constitution because the statutory limit on property taxes levied by school districts for maintenance and operation purposes had allegedly denied school districts meaningful discretion in setting their tax rates. In response to the Court's previous decisions, the Legislature enacted multiple laws that made substantive changes in the way the Finance System is funded in efforts to address the prior decisions declaring the Finance System unconstitutional.

On May 13, 2016, the Court issued its opinion in the most recent school finance litigation, *Morath v. The Texas Taxpayer & Student Fairness Coal.*, 490 S.W.3d 826 (Tex. 2016) ("*Morath*"). The plaintiffs and intervenors in the case had alleged that the Finance System, as modified by the Legislature in part in response to prior decisions of the Court, violated article VII, section 1 and article VIII, section 1-e of the Texas Constitution. In its opinion, the Court held that "[d]espite the imperfections of the current school funding regime, it meets minimum constitutional requirements." The Court also noted that:

Lawmakers decide if laws pass, and judges decide if those laws pass muster. But our lenient standard of review in this policy-laden area counsels modesty. The judicial role is not to second-guess whether our system is optimal, but whether it is constitutional. Our Byzantine school funding "system" is undeniably imperfect, with immense room for improvement. But it satisfies minimum constitutional requirements.

Possible Effects of Changes in Law on District Bonds

The Court's decision in *Morath* upheld the constitutionality of the Finance System but noted that the Finance System was "undeniably imperfect". While not compelled by the *Morath* decision to reform the Finance System, the Legislature could enact future changes to the Finance System. Any such changes could benefit or be a detriment to the District. If the Legislature enacts future changes to, or fails adequately to fund the Finance System, or if changes in circumstances otherwise provide grounds for a challenge, the Finance System could be challenged again in the future. In its 1995 opinion in *Edgewood Independent School District v. Meno*, 917 S.W.2d 717 (Tex. 1995), the Court stated that any future determination of unconstitutionality "would not, however, affect the district's authority to levy the taxes necessary to retire previously issued bonds, but would instead require the Legislature to cure the system's unconstitutionality in a way that is consistent with the Contract Clauses of the U.S. and Texas Constitutions" (collectively, the "Contract Clauses"), which prohibit the enactment of laws that impair prior obligations of contracts.

Although, as a matter of law, the Bonds, upon issuance and delivery, will be entitled to the protections afforded previously existing contractual obligations under the Contract Clauses, the District can make no representations or predictions concerning the effect of future legislation, or any litigation that may be associated with such legislation, on the District's financial condition, revenues or operations. While the enactment of future legislation to address school funding in Texas could adversely affect the financial condition, revenues or operations of the District, the District does not anticipate that the security for payment of the Bonds, specifically, the District's obligation to levy an unlimited debt service tax and any Permanent School Fund guarantee of the Bonds would be adversely affected by any such legislation. See "CURRENT PUBLIC SCHOOL FINANCE SYSTEM".

CURRENT PUBLIC SCHOOL FINANCE SYSTEM

During the 2019 Legislative Session, the State Legislature made numerous changes to the current public school finance system, the levy and collection of ad valorem taxes, and the calculation of defined tax rates, including particularly those contained in House Bill 3 ("HB 3") and Senate Bill 2 ("SB 2"). In some instances, the provisions of HB 3 and SB 2 will require further interpretation in connection with their implementation in order to resolve ambiguities contained in the bills. The District is still in the process of (a) analyzing the provisions of HB 3 and SB 2, and (b) monitoring the on-going guidance provided by TEA. The information contained herein under the captions "CURRENT PUBLIC SCHOOL FINANCE SYSTEM" and "TAX RATE LIMITATIONS" is subject to change, and only reflects the District's understanding of HB 3 and SB 2 based on information available to the District as of the date of this Official Statement. Prospective investors are encouraged to review HB 3, SB 2, and the Property Tax Code for definitive requirements for the levy and collection of ad valorem taxes, the calculation of the defined tax rates, and the administration of the current public school finance system.

Overview

The following language constitutes only a summary of the public school finance system as it is currently structured. For a more complete description of school finance and fiscal management in the State, reference is made to Chapters 43 through 49 of the Texas Education Code, as amended.

Local funding is derived from collections of ad valorem taxes levied on property located within each school district's boundaries. School districts are authorized to levy two types of property taxes: a maintenance and operations ("M&O") tax to pay current expenses and an interest and sinking fund ("I&S") tax to pay debt service on bonds. School districts may not increase their M&O tax rate for the purpose of creating a surplus to pay debt service on bonds. Prior to 2006, school districts were authorized to levy their M&O tax at a voter-approved rate, generally up to \$1.50 per \$100 of taxable value. Since 2006, the State Legislature has enacted various legislation that has compressed the voter-approved M&O tax rate, as described below. Current law also requires school districts to demonstrate their ability to pay debt service on outstanding bonded indebtedness through the levy of an I&S tax at a rate not to exceed \$0.50 per \$100 of taxable value at the time bonds are issued. Once bonds are issued, however, school districts generally may levy an I&S tax sufficient to pay debt service on such bonds unlimited as to rate or amount (see "TAX RATE LIMITATIONS – I&S Tax Rate Limitations" herein). Because property values vary widely among school districts, the amount of local funding generated by school districts with the same I&S tax rate and M&O tax rate is also subject to wide variation; however, the public school finance funding formulas are designed to generally equalize local funding generated by a school district's M&O tax rate.

Prior to the 2019 Legislative Session, a school district's maximum M&O tax rate for a given tax year was determined by multiplying that school district's 2005 M&O tax rate levy by an amount equal a compression percentage set by legislative appropriation or, in the absence of legislative appropriation, by the Commissioner of Education (the "Commissioner"). This compression percentage was historically set at 66.67%, effectively setting the maximum compressed M&O tax rate for most school districts at \$1.00 per \$100 of taxable value, since most school districts in the State had a voted maximum M&O tax rate of \$1.50 per \$100 of taxable value (though certain school districts located in Harris County had special M&O tax rate authorizations allowing a higher M&O tax rate). School districts were permitted, however, to generate additional local funds by raising their M&O tax rate up to \$0.04 above the compressed tax rate or, with voter-approval at a valid election in the school district, up to \$0.17 above the compressed tax rate

(for most school districts, this equated to an M&O tax rate between \$1.04 and \$1.17 per \$100 of taxable value). School districts received additional State funds in proportion to such taxing effort.

Local Funding for School Districts

During the 2019 Legislative Session, the State Legislature made several significant changes to the funding methodology for school districts (the "2019 Legislation"). The 2019 Legislation orders a school district's M&O tax rate into two distinct parts: the "Tier One Tax Rate", which is the local M&O tax rate required for a school district to receive any part of the basic level of State funding (referred to herein as "Tier One") under the Foundation School Program, as further described below, and the "Enrichment Tax Rate", which is any local M&O tax effort in excess of its Tier One Tax Rate. The 2019 Legislation amended formulas for the State Compression Percentage and Maximum Compressed Tax Rate (each as described below) to compress M&O tax rates in response to year-over-year increases in property values across the State and within a school district, respectively. The discussion in this subcaption "Local Funding For School Districts" is generally intended to describe funding provisions applicable to all school districts; however, there are distinctions in the funding formulas for school districts that generate local M&O tax revenues in excess of the school districts' funding entitlements, as further discussed under the subcaption "CURRENT PUBLIC SCHOOL FINANCE SYSTEM – Local Revenue Level In Excess of Entitlement" herein.

State Compression Percentage

The "State Compression Percentage" for the State fiscal year ending in 2020 (the 2019-2020 school year) is a statutorily-defined percentage of the rate of \$1.00 per \$100 at which a school district must levy its Tier One Tax Rate to receive the full amount of the Tier One funding to which a school district is entitled. For the State fiscal year ending in 2020, the State Compression Percentage is set at 93% per \$100 of taxable value. Beginning in the State fiscal year ending in 2021, the State Compression Percentage is the lesser of three alternative calculations: (1) 93% or a lower percentage set by appropriation for a school year; (2) a percentage determined by formula if the estimated total taxable property value of the State (as submitted annually to the State Legislature by the State Comptroller) has increased by at least 2.5% over the prior year; and (3) the prior year State Compression Percentage. For any year, the maximum State Compression Percentage is 93%.

Maximum Compressed Tax Rate

Pursuant to the 2019 Legislation, beginning with the State fiscal year ending in 2021 (the 2020-2021 school year) the Maximum Compressed Tax Rate (the "MCR") is the tax rate per \$100 of valuation of taxable property at which a school district must levy its Tier One Tax Rate to receive the full amount of the Tier One funding to which the school district is entitled. The MCR is equal to the lesser of three alternative calculations: (1) the school district's prior year MCR; (2) a percentage determined by formula if the school district experienced a year-over-year increase in property value of at least 2.5%; or (3) the product of the State Compression Percentage for the current year multiplied by \$1.00. However, each year the TEA shall evaluate the MCR for each school district in the State, and for any given year, if a school district's MCR is calculated to be less than 90% of any other school district's MCR for the current year, then the school district's MCR is instead equal to the school district's prior year MCR, until TEA determines that the difference between the school district's MCR and any other school district's MCR is not more than 10%. These compression formulas are intended to more closely equalize local generation of Tier One funding among districts with disparate tax bases and generally reduce the Tier One Tax Rates of school districts as property values increase.

Tier One Tax Rate

For the 2019-2020 school year, the Tier One Tax Rate is the State Compression Percentage multiplied by (i) \$1.00, or (ii) for a school district that levied an M&O tax rate for the 2018-2019 school year that was less than \$1.00 per \$100 of taxable value, the total number of cents levied by the school district for the 2018-2019 school year for M&O purposes; effectively setting the Tier One Tax Rate for the State fiscal year ending in 2020 for most school districts at \$0.93. Beginning in the 2020-2021 school year, a school district's Tier One Tax Rate is defined as a school district's M&O tax rate levied that does not exceed the school district's MCR.

Enrichment Tax Rate

The Enrichment Tax Rate is the number of cents a school district levies for M&O in excess of the Tier One Tax Rate, up to an additional \$0.17. The Enrichment Tax Rate is divided into two components: (i) "Golden Pennies" which are the first \$0.08 of tax effort in excess of a school district's Tier One Tax Rate; and (ii) "Copper Pennies" which are the next \$0.09 in excess of a school district's Tier One Tax Rate plus Golden Pennies.

School districts may levy an Enrichment Tax Rate at a level of their choice, subject to the limitations described under "TAX RATE LIMITATIONS – Public Hearing and Voter-Approval Tax Rate"; however to levy any of the Enrichment Tax Rate in a given year, a school district must levy a Tier One Tax Rate equal to \$0.93 for the 2019-2020 school year, or equal to the school district's MCR for the 2020-2021 and subsequent years. Additionally, a school district's levy of Copper Pennies is subject to compression if the guaranteed yield (i.e., the guaranteed level of local tax revenue and State aid generated for each cent of tax effort) of Copper Pennies is increased from one year to the next (see "CURRENT PUBLIC SCHOOL FINANCE SYSTEM – State Funding for School Districts – Tier Two").

State Funding for School Districts

State funding for school districts is provided through the two-tiered Foundation School Program, which guarantees certain levels of funding for school districts in the State. School districts are entitled to a legislatively appropriated guaranteed yield on their Tier One Tax Rate and Enrichment Tax Rate. When a school district's Tier One Tax Rate and Enrichment Tax Rate generate tax revenues at a level below the respective entitlement, the State will provide "Tier One" funding or "Tier Two" funding, respectively, to fund the difference between the school district's entitlements and the calculated M&O revenues generated by the school district's respective M&O tax rates.

The first level of funding, Tier One, is the basic level of funding guaranteed to all school districts based on a school district's Tier One Tax Rate. Tier One funding may then be "enriched" with Tier Two funding. Tier Two provides a guaranteed entitlement for each cent of a school district's Enrichment Tax Rate, allowing a school district increase or decrease its Enrichment Tax Rate to supplement Tier One funding at a level of the school district's own choice. While Tier One funding may be used for the payment of debt service (except for school districts subject to the recapture provisions of Chapter 49 of the Texas Education Code, as discussed herein), and in some instances is required to be used for that purpose (see "TAX RATE LIMITATIONS – I&S Tax Rate Limitations"), Tier Two funding may not be used for the payment of debt service or capital outlay.

The current public school finance system also provides an Existing Debt Allotment ("EDA") to subsidize debt service on eligible outstanding school district bonds, an Instructional Facilities Allotment ("IFA") to subsidize debt service on newly issued bonds, and

a New Instructional Facilities Allotment ("NIFA") to subsidize operational expenses associated with the opening of a new instructional facility. IFA primarily addresses the debt service needs of property-poor school districts. For the 2020-2021 State fiscal biennium, the State Legislature appropriated funds in the amount of \$1,323,444,300 for the EDA, IFA, and NIFA.

Tier One and Tier Two allotments represent the State's share of the cost of M&O expenses of school districts, with local M&O taxes representing the school district's local share. EDA and IFA allotments supplement a school district's local I&S taxes levied for debt service on eligible bonds issued to construct, acquire and improve facilities, provided that a school district qualifies for such funding and that the State Legislature makes sufficient appropriations to fund the allotments for a State fiscal biennium. Tier One and Tier Two allotments and existing EDA and IFA allotments are generally required to be funded each year by the State Legislature.

Tier One

Tier One funding is the basic level of funding guaranteed to a school district, consisting of a State-appropriated baseline level of funding (the "Basic Allotment") for each student in "Average Daily Attendance" (being generally calculated as the sum of student attendance for each State-mandated day of instruction divided by the number of State-mandated days of instruction, defined herein as "ADA"). The Basic Allotment is revised downward if a school district's Tier One Tax Rate is less than the State-determined threshold. The Basic Allotment is supplemented by additional State funds, allotted based upon the unique school district characteristics and demographics of students in ADA, to make up most of a school district's Tier One entitlement under the Foundation School Program.

For the 2019-2020 State fiscal year, the Basic Allotment for school districts with a Tier One Tax Rate equal to \$0.93, is \$6,160 for each student in ADA and is revised downward for school districts with a Tier One Tax Rate lower than \$0.93. For the State fiscal year ending in 2021 and subsequent State fiscal years, the Basic Allotment for a school district with a Tier One Tax Rate equal to the school district's MCR, is \$6,160 (or a greater amount as may be provided by appropriation) for each student in ADA and is revised downward for a school district with a Tier One Tax Rate lower than the school district's MCR. The Basic Allotment is then supplemented for all school districts by various weights to account for differences among school districts and their student populations. Such additional allotments include, but are not limited to, increased funds for students in ADA who: (i) attend a qualified special education program, (ii) are diagnosed with dyslexia or a related disorder, (iii) are economically disadvantaged, or (iv) have limited English language proficiency. Additional allotments to mitigate differences among school districts include, but are not limited to: (i) a transportation allotment for mileage associated with transporting students who reside two miles or more from their home campus, (ii) a fast growth allotment (for school districts in the top 25% of enrollment growth relative to other school districts), and (iii) a college, career and military readiness allotment to further Texas' goal of increasing the number of students who attain a post-secondary education or workforce credential, and (iv) a teacher incentive allotment to increase teacher compensation retention in disadvantaged or rural school districts. A school district's total Tier One funding, divided by \$6,160, is a school district's measure of students in "Weighted Average Daily Attendance" ("WADA"), which serves to calculate Tier Two funding.

Tier Two

Tier Two supplements Tier One funding and provides two levels of enrichment with different guaranteed yields (i.e., Golden Pennies and Copper Pennies) depending on the school district's Enrichment Tax Rate. Golden Pennies generate a guaranteed yield equal to the greater of (i) the local revenue per student in WADA per cent of tax effort available to a school district at the ninety-sixth (96th) percentile of wealth per student in WADA, or (ii) the Basic Allotment (or a greater amount as may be provided by appropriation) multiplied by 0.016. For the 2020-2021 State fiscal biennium, school districts are guaranteed a yield of \$98.56 per student in WADA for each Golden Penny levied. Copper Pennies generate a guaranteed yield per student in WADA equal to the school district's Basic Allotment (or a greater amount as may be provided by appropriation) multiplied by 0.008. For the 2020-2021 State fiscal biennium, school districts are guaranteed a yield of \$49.28 per student in WADA for each Copper Penny levied. For any school year in which the guaranteed yield of Copper Pennies per student in WADA exceeds the guaranteed yield of Copper Pennies per student in WADA for the preceding school year, a school district is required to reduce its Copper Pennies levied so as to generate no more revenue per student in WADA than was available to the school district for the preceding year. Accordingly, the increase in the guaranteed yield from \$31.95 per Copper Penny per student in WADA for the 2018-2019 school year to \$49.28 per Copper Penny per student in WADA for the 2019-2020 school year requires school districts to compress their levy of Copper Pennies by a factor of 0.64834. As such, school districts that levied an Enrichment Tax Rate of \$0.17 in school year 2018-2019 must reduce their Enrichment Tax Rate to approximately \$0.138 per \$100 taxable value for the 2019-2020 school year.

Existing Debt Allotment, Instruction Facilities Allotment, and New Instructional Facilities Allotment

The Foundation School Program also includes facilities funding components consisting of the IFA and the EDA, subject to legislative appropriation each State fiscal biennium. To the extent funded for a biennium, these programs assist school districts in funding facilities by, generally, equalizing a school district's I&S tax effort. The IFA guarantees each awarded school district a specified amount per student (the "IFA Yield") in State and local funds for each cent of I&S tax levied to pay the principal of and interest on eligible bonds issued to construct, acquire, renovate or improve instructional facilities. The IFA Yield has been \$35 since this program first began in 1997. New awards of IFA are only available if appropriated funds are allocated for such purpose by the State Legislature. To receive an IFA award, in years where new IFA awards are available, a school district must apply to the Commissioner in accordance with rules adopted by the TEA before issuing the bonds to be paid with IFA State assistance. The total amount of debt service assistance over a biennium for which a school district may be awarded is limited to the lesser of (1) the actual debt service payments made by the school district in the biennium in which the bonds are issued; or (2) the greater of (a) \$100,000 or (b) \$250 multiplied by the number of students in ADA. The IFA is also available for lease-purchase agreements and refunding bonds meeting certain prescribed conditions. Once a school district receives an IFA award for bonds, it is entitled to continue receiving State assistance for such bonds without reapplying to the Commissioner. The guaranteed level of State and local funds per student per cent of local tax effort applicable to the bonds may not be reduced below the level provided for the year in which the bonds were issued. For the 2020-2021 State fiscal biennium, the State Legislature did not appropriate any funds for new IFA awards; however, awards previously granted in years the State Legislature did appropriate funds for new IFA awards will continue to be funded.

State financial assistance is provided for certain existing eligible debt issued by school districts through the EDA program. The EDA guaranteed yield (the "EDA Yield") is the lesser of (i) \$40 per student in ADA or a greater amount for any year provided by appropriation; or (ii) the amount that would result in a total additional EDA of \$60 million more than the EDA to which school districts would have been entitled to if the EDA Yield were \$35. The portion of a school district's local debt service rate that qualifies for EDA assistance is limited to the first \$0.29 of its I&S tax rate (or a greater amount for any year provided by appropriation by the State Legislature). In general, a school district's bonds are eligible for EDA assistance if (i) the school district made payments on the bonds during the final fiscal year of the preceding State fiscal biennium, or (ii) the school district levied taxes to pay the principal of and interest on the bonds for that fiscal year. Each biennium, access to EDA funding is determined by the debt service taxes collected in the final year of the preceding biennium. A school district may not receive EDA funding for the principal and interest on a series of otherwise eligible bonds for which the school district receives IFA funding.

Since future-year IFA awards were not funded by the State Legislature for the 2020-2021 State fiscal biennium and debt service assistance on school district bonds that are not yet eligible for EDA is not available, debt service payments during the 2020-2021 State fiscal biennium on new bonds issued by school districts in the 2020-2021 State fiscal biennium to construct, acquire and improve facilities must be funded solely from local I&S taxes.

A school district may also qualify for a NIFA allotment, which provides assistance to school districts for operational expenses associated with opening new instructional facilities. In the 2019 Legislative Session, the State Legislature appropriated funds in the amount of \$100,000,000 for each fiscal year of the 2020-2021 State fiscal biennium for NIFA allotments.

Tax Rate and Funding Equity

The Commissioner may adjust a school district's funding entitlement if the funding formulas used to determine the school district's entitlement result in an unanticipated loss or gain for a school district. Any such adjustment requires preliminary approval from the Legislative Budget Board and the office of the Governor, and such adjustments may only be made through the 2020-2021 school year.

Additionally, the Commissioner may proportionally reduce the amount of funding a school district receives under the Foundation School Program and the ADA calculation if the school district operates on a calendar that provides less than the State-mandated minimum instruction time in a school year. The Commissioner may also adjust a school district's ADA as it relates to State funding where disaster, flood, extreme weather or other calamity has a significant effect on a school district's attendance.

Furthermore, "property-wealthy" school districts that received additional State funds under the public school finance system prior to the enactment of the 2019 Legislation are entitled to an equalized wealth transition grant on an annual basis through the 2023-2024 school year in an amount equal to the amount of additional revenue such school district would have received under former Texas Education Code Sections 41.002(e) through (g), as those sections existed on January 1, 2019. This grant is phased out through the 2023-2024 school year as follows: (1) 20% reduction for the 2020-2021 school year, (2) 40% reduction for the 2021-2022 school year, (3) 60% reduction for the 2022-2023 school year, and (4) 80% reduction for the 2023-2024 school year.

Local Revenue Level in Excess of Entitlement

A school district that has sufficient property wealth per student in ADA to generate local revenues on the school district's Tier One Tax Rate and Copper Pennies in excess of the school district's respective funding entitlements (a "Chapter 49 school district"), is subject to the local revenue reduction provisions contained in Chapter 49 of Texas Education Code, as amended ("Chapter 49"). Additionally, in years in which the amount of State funds appropriated specifically excludes the amount necessary to provide the guaranteed yield for Golden Pennies, local revenues generated on a school district's Golden Pennies in excess of the school district's respective funding entitlement are subject to the local revenue reduction provisions of Chapter 49. To reduce local revenue, Chapter 49 school districts are generally subject to a process known as "recapture", which requires a Chapter 49 school district to exercise certain options to remit local M&O tax revenues collected in excess of the Chapter 49 school district's funding entitlements to the State (for redistribution to other school districts) or otherwise expending the respective M&O tax revenues for the benefit of students in school districts that are not Chapter 49 school districts, as described in the subcaption "Options for Local Revenue Levels in Excess of Entitlement". Chapter 49 school districts receive their allocable share of funds distributed from the constitutionally-prescribed Available School Fund, but are generally not eligible to receive State aid under the Foundation School Program, although they may continue to receive State funds for certain competitive grants and certain programs that remain outside the Foundation School Program.

Whereas prior to the 2019 Legislation, the recapture process had been based on the proportion of a school district's assessed property value per student in ADA, recapture is now measured by the "local revenue level" (being the M&O tax revenues generated in a school district) in excess of the entitlements appropriated by the State Legislature each fiscal biennium. Therefore, school districts are now guaranteed that recapture will not reduce revenue below their statutory entitlement. The changes to the wealth transfer provisions are expected to reduce the cumulative amount of recapture payments paid by school districts by approximately \$3.6 billion during the 2020-2021 State fiscal biennium.

Options for Local Revenue Levels in Excess of Entitlement

Under Chapter 49, a school district has six options to reduce local revenues to a level that does not exceed the school district's respective entitlements: (1) a school district may consolidate by agreement with one or more school districts to form a consolidated school district; all property and debt of the consolidating school districts vest in the consolidated school district; (2) a school district may detach property from its territory for annexation by a property-poor school district; (3) a school district may purchase attendance credits from the State; (4) a school district may contract to educate nonresident students from a property-poor school district by sending money directly to one or more property-poor school districts; (5) a school district may execute an agreement to provide students of one or more other school districts with career and technology education through a program designated as an area program for career and technology education; or (6) a school district may consolidate by agreement with one or more school districts to form a consolidated taxing school district solely to levy and distribute either M&O taxes or both M&O taxes and I&S taxes. A Chapter 49 school district may also exercise any combination of these remedies. Options (3), (4) and (6) require prior approval by the Chapter 49 school district's voters.

Furthermore, a school district may not adopt a tax rate until its effective local revenue level is at or below the level that would produce its guaranteed entitlement under the Foundation School Program. If a school district fails to exercise a permitted option, the Commissioner must reduce the school district's local revenue level to the level that would produce the school district's guaranteed entitlement, by detaching certain types of property from the school district and annexing the property to a property-poor school district or, if necessary, consolidate the school district with a property-poor school district. Provisions governing detachment and annexation of taxable property by the Commissioner do not provide for assumption of any of the transferring school district's existing debt.

POSSIBLE EFFECTS OF WEALTH TRANSFER PROVISIONS ON THE DISTRICT'S FINANCIAL CONDITION

For the 2019-2020 school year, the District was designated as an "excess local revenue" Chapter 49 district by TEA. Accordingly, the District has entered into a wealth equalization agreement with the Commissioner for the purchase of attendance credits for the 2019-20 school year, for the purpose of implementing permitted wealth equalization options.

A district's local revenue level must be tested for each future school year and, if it exceeds the District's funding entitlements, the District must reduce its local revenue level by the exercise of one of the permitted wealth equalization options. Accordingly, if the District's local revenue level should exceed the District's funding entitlements in future school years, it will be required to exercise one or more of the permitted wealth equalization options. If the District were to consolidate (or consolidate its tax base for all purposes) with a property-poor district, the outstanding debt of each district could become payable from the consolidated district's

combined property tax base, and the District's ratio of taxable property to debt could become diluted. If the District were to detach property voluntarily, a portion of its outstanding debt (including the Bonds) could be assumed by the district to which the property is annexed, in which case timely payment of the Bonds could become dependent in part on the financial performance of an annexing district.

For a detailed discussion of State funding for school district see "CURRENT PUBLIC SCHOOL FINANCE SYSTEM – State Funding for School Districts."

AD VALOREM TAX PROCEDURES

The following is a summary of certain provisions of State law as it relates to ad valorem taxation and is not intended to be complete. Reference is made to Title I of the Texas Tax Code, as amended (the "Property Tax Code"), for identification of property subject to ad valorem taxation, property exempt or which may be exempted from ad valorem taxation if claimed, the appraisal of property for ad valorem tax purposes, and the procedures and limitations applicable to the levy and collection of ad valorem taxes.

Valuation of Taxable Property

The Property Tax Code provides for countywide appraisal and equalization of taxable property values and establishes in each county of the State an appraisal district and an appraisal review board (the "Appraisal Review Board") responsible for appraising property for all taxing units within the county. The appraisal of property within the District is the responsibility of the Calhoun County Appraisal District (the "Appraisal District"). Except as generally described below, the Appraisal District is required to appraise all property within the Appraisal District on the basis of 100% of its market value and is prohibited from applying any assessment ratios. In determining market value of property, the Appraisal District is required to consider the cost method of appraisal, the income method of appraisal and the market data comparison method of appraisal, and use the method the chief appraiser of the Appraisal District considers most appropriate. The Property Tax Code requires appraisal districts to reappraise all property in its jurisdiction at least once every three (3) years. A taxing unit may require annual review at its own expense, and is entitled to challenge the determination of appraised value of property within the taxing unit by petition filed with the Appraisal Review Board.

State law requires the appraised value of an owner's principal residence ("homestead" or "homesteads") to be based solely on the property's value as a homestead, regardless of whether residential use is considered to be the highest and best use of the property. State law further limits the appraised value of a homestead to the lesser of (1) the market value of the property or (2) 110% of the appraised value of the property for the preceding tax year plus the market value of all new improvements to the property.

State law provides that eligible owners of both agricultural land and open-space land, including open-space land devoted to farm or ranch purposes or open-space land devoted to timber production, may elect to have such property appraised for property taxation on the basis of its productive capacity. The same land may not be qualified as both agricultural and open-space land.

The appraisal values set by the Appraisal District are subject to review and change by the Appraisal Review Board. The appraisal rolls, as approved by the Appraisal Review Board, are used by taxing units, such as the District, in establishing their tax rolls and tax rates (see "AD VALOREM TAX PROCEDURES – District and Taxpayer Remedies").

State Mandated Homestead Exemptions

State law grants, with respect to each school district in the State, (1) a \$25,000 exemption of the appraised value of all homesteads, (2) a \$10,000 exemption of the appraised value of the homesteads of persons sixty-five (65) years of age or older and the disabled, and (3) various exemptions for disabled veterans and their families, surviving spouses of members of the armed services killed in action and surviving spouses of first responders killed or fatally wounded in the line of duty. See "Appendix A – Financial Information of the District – Assessed Valuation" for the reduction in taxable valuation attributable to state-mandated homestead exemptions.

Local Option Homestead Exemptions

The governing body of a taxing unit, including a city, county, school district, or special district, at its option may grant: (1) an exemption of up to 20% of the appraised value of all homesteads (but not less than \$5,000) and (2) an additional exemption of at least \$3,000 of the appraised value of the homesteads of persons sixty-five (65) years of age or older and the disabled. Each taxing unit decides if it will offer the local option homestead exemptions and at what percentage or dollar amount, as applicable. The governing body of a school district may not repeal or reduce the amount of the local option homestead exemption described in (1), above, that was in place for the 2014 tax year (fiscal year 2015) for a period ending December 31, 2019. The exemption described in (2), above, may also be created, increased, decreased or repealed at an election called by the governing body of a taxing unit upon presentment of a petition for such creation, increase, decrease, or repeal of at least 20% of the number of qualified voters who voted in the preceding election of the taxing unit. See "Appendix A – Financial Information of the District – Assessed Valuation" for the reduction in taxable valuation, if any, attributable to local option homestead exemptions.

State Mandated Freeze on School District Taxes

Except for increases attributable to certain improvements, a school district is prohibited from increasing the total ad valorem tax on the homestead of persons sixty-five (65) years of age or older or of disabled persons above the amount of tax imposed in the year such homestead qualified for such exemption. This freeze is transferable to a different homestead if a qualifying taxpayer moves and, under certain circumstances, is also transferable to the surviving spouse of persons sixty-five (65) years of age or older, but not the disabled. See "Appendix A – Financial Information of the District – Assessed Valuation" for the reduction in taxable valuation attributable to the freeze on taxes for the elderly and disabled.

Personal Property

Tangible personal property (furniture, machinery, supplies, inventories, etc.) used in the "production of income" is taxed based on the property's market value. Taxable personal property includes income-producing equipment and inventory. Intangibles such as goodwill, accounts receivable, and proprietary processes are not taxable. Tangible personal property not held or used for production of income, such as household goods, automobiles or light trucks, and boats, is exempt from ad valorem taxation unless the governing body of a taxing unit elects to tax such property.

Freeport Exemptions

Certain goods that are acquired in or imported into the State to be forwarded outside the State, and are detained in the State for 175 days or less for the purpose of assembly, storage, manufacturing, processing or fabrication ("Freeport Property") are exempt from ad valorem taxation unless a taxing unit took official action to tax Freeport Property before April 1, 1990 and has not

subsequently taken official action to exempt Freeport Property. Decisions to continue taxing Freeport Property may be reversed in the future; decisions to exempt Freeport Property are not subject to reversal.

Certain goods, that are acquired in or imported into the State to be forwarded to another location within or without the State, stored in a location that is not owned by the owner of the goods and are transported to another location within or without the State within 175 days ("Goods-in-Transit"), are generally exempt from ad valorem taxation; however, the Property Tax Code permits a taxing unit, on a local option basis, to tax Goods-in-Transit if the taxing unit takes official action, after conducting a public hearing, before January 1 of the first tax year in which the taxing unit proposes to tax Goods-in-Transit. Goods-in-Transit and Freeport Property do not include oil, natural gas or petroleum products, and Goods-in-Transit does not include aircraft or special inventories such as manufactured housing inventory, or a dealer's motor vehicle, boat, or heavy equipment inventory.

A taxpayer may receive only one of the Goods-in-Transit or Freeport Property exemptions for items of personal property. See "Appendix A – Financial Information of the District – Assessed Valuation" for the reduction in taxable valuation, if any, attributable to Goods-in-Transit or Freeport Property exemptions.

Other Exempt Property

Other major categories of exempt property include property owned by the State or its political subdivisions if used for public purposes, property exempt by federal law, property used for pollution control, farm products owned by producers, property of nonprofit corporations used for scientific research or educational activities benefitting a college or university, designated historic sites, solar and wind-powered energy devices, and certain classes of intangible personal property.

Tax Increment Reinvestment Zones

A city or county, by petition of the landowners or by action of its governing body, may create one or more tax increment reinvestment zones ("TIRZ") within its boundaries. At the time of the creation of the TIRZ, a "base value" for the real property in the TIRZ is established and the difference between any increase in the assessed valuation of taxable real property in the TIRZ in excess of the base value is known as the "tax increment". During the existence of the TIRZ, all or a portion of the taxes levied against the tax increment by a city or county, and all other overlapping taxing units that elected to participate, are restricted to paying only planned project and financing costs within the TIRZ and are not available for the payment of other obligations of such taxing units.

Until September 1, 1999, school districts were able to reduce the value of taxable property reported to the State to reflect any taxable value lost due to TIRZ participation by the school district. The ability of the school district to deduct the taxable value of the tax increment that it contributed prevented the school district from being negatively affected in terms of state school funding. However, due to a change in law, local M&O tax rate revenue contributed to a TIRZ created on or after May 31, 1999 will count toward a school district's Tier One entitlement (reducing Tier One State funds for eligible school districts) and will not be considered in calculating any school district's Tier Two entitlement (see "CURRENT PUBLIC SCHOOL FINANCE SYSTEM – State Funding for School Districts").

Tax Limitation Agreements

The Texas Economic Development Act (Chapter 313, Texas Tax Code, as amended), allows school districts to grant limitations on appraised property values to certain corporations and limited liability companies to encourage economic development within the school district. Generally, during the last eight (8) years of the ten-year term of a tax limitation agreement, a school district may only levy and collect M&O taxes on the agreed-to limited appraised property value. For the purposes of calculating its Tier One and Tier Two entitlements, the portion of a school district's property that is not fully taxable is excluded from the school district's taxable property values. Therefore, a school district will not be subject to a reduction in Tier One or Tier Two State funds as a result of lost M&O tax revenues due to entering into a tax limitation agreement (see "CURRENT PUBLIC SCHOOL FINANCE SYSTEM – State Funding for School Districts").

For a discussion of how the various exemptions described above are applied by the District, see "AD VALOREM TAX PROCEDURES – The Property Tax Code as Applied to the District" herein.

District and Taxpayer Remedies

Under certain circumstances, taxpayers and taxing units, including the District, may appeal the determinations of the Appraisal District by timely initiating a protest with the Appraisal Review Board. Additionally, taxing units such as the District may bring suit against the Appraisal District to compel compliance with the Property Tax Code.

Beginning in the 2020 tax year, owners of certain property with a taxable value in excess of the current year "minimum eligibility amount", as determined by the State Comptroller, and situated in a county with a population of one million or more, may protest the determinations of an appraisal district directly to a three-member special panel of the appraisal review board, appointed by the chairman of the appraisal review board, consisting of highly qualified professionals in the field of property tax appraisal. The minimum eligibility amount is set at \$50 million for the 2020 tax year, and is adjusted annually by the State Comptroller to reflect the inflation rate.

The Property Tax Code sets forth notice and hearing procedures for certain tax rate increases by the District and provides for taxpayer referenda that could result in the repeal of certain tax increases (see "TAX RATE LIMITATIONS – Public Hearing and Voter-Approval Tax Rate"). The Property Tax Code also establishes a procedure for providing notice to property owners of reappraisals reflecting increased property value, appraisals which are higher than renditions, and appraisals of property not previously on an appraisal roll.

Levy and Collection of Taxes

The District is responsible for the collection of its taxes, unless it elects to transfer such functions to another governmental entity. Taxes are due October 1, or when billed, whichever comes later, and become delinquent after January 31 of the following year. A delinquent tax incurs a penalty of six percent (6%) of the amount of the tax for the first calendar month it is delinquent, plus one percent (1%) for each additional month or portion of a month the tax remains unpaid prior to July 1 of the year in which it becomes delinquent. If the tax is not paid by July 1 of the year in which it becomes delinquent, the tax incurs a total penalty of twelve percent (12%) regardless of the number of months the tax has been delinquent and incurs an additional penalty of up to twenty percent (20%) if imposed by the District. The delinquent tax also accrues interest at a rate of one percent (1%) for each month or portion of a month it remains unpaid. The Property Tax Code also makes provision for the split payment of taxes, discounts for early payment and the postponement of the delinquency date of taxes for certain taxpayers. Furthermore, the District may provide, on a local option basis, for the split payment, partial payment, and discounts for early payment of taxes under certain circumstances.

District's Rights in the Event of Tax Delinquencies

Taxes levied by the District are a personal obligation of the owner of the property. On January 1 of each year, a tax lien attaches to property to secure the payment of all state and local taxes, penalties, and interest ultimately imposed for the year on the property. The lien exists in favor of each taxing unit, including the District, having power to tax the property. The District's tax lien is on a parity with tax liens of such other taxing units. A tax lien on real property takes priority over the claim of most creditors and other holders of liens on the property encumbered by the tax lien, whether or not the debt or lien existed before the attachment of the tax lien; however, whether a lien of the United States is on a parity with or takes priority over a tax lien of the District is determined by applicable federal law. Personal property, under certain circumstances, is subject to seizure and sale for the payment of delinquent taxes, penalty, and interest.

At any time after taxes on property become delinquent, the District may file suit to foreclose the lien securing payment of the tax, to enforce personal liability for the tax, or both. In filing a suit to foreclose a tax lien on real property, the District must join other taxing units that have claims for delinquent taxes against all or part of the same property.

Collection of delinquent taxes may be adversely affected by the amount of taxes owed to other taxing units, adverse market conditions, taxpayer redemption rights, or bankruptcy proceedings which restrain the collection of a taxpayer's debt.

Federal bankruptcy law provides that an automatic stay of actions by creditors and other entities, including governmental units, goes into effect with the filing of any petition in bankruptcy. The automatic stay prevents governmental units from foreclosing on property and prevents liens for post-petition taxes from attaching to property and obtaining secured creditor status unless, in either case, an order lifting the stay is obtained from the bankruptcy court. In many cases, post-petition taxes are paid as an administrative expense of the estate in bankruptcy or by order of the bankruptcy court.

TAX RATE LIMITATIONS

M&O Tax Rate Limitations

The District is authorized to levy an M&O tax rate pursuant to the approval of the voters of the District at an election held on March 8, 1962 in accordance with the provisions of Article 2784e-1, Texas Revised Civil Statutes Annotated, as amended.

The 2019 Legislation established the following maximum M&O tax rate per \$100 of taxable value that may be adopted by independent school districts, such as the District, for the 2019 and subsequent tax years:

For the 2019 tax year, the maximum M&O tax rate per \$100 of taxable value that may be adopted by a school district is the sum of \$0.17 and the product of the State Compression Percentage multiplied by \$1.00. For the 2019 tax year, the state compression percentage has been set at 93%.

For the 2020 and subsequent tax years, the maximum maintenance tax rate per \$100 of taxable value that may be adopted by an independent school district is the sum of \$0.17 and the school district's MCR. The District's MCR is, generally, inversely proportional to the change in taxable property values both within the District and the State, and is subject to recalculation annually. For any year, highest possible MCR for an independent school district is \$0.93.

Furthermore, a school district cannot annually increase its tax rate in excess of the school district's Voter-Approval Tax Rate without submitting such tax rate to an election and a majority of the voters voting at such election approving the adopted rate. See "TAX RATE LIMITATIONS – Public Hearing and Voter-Approval Tax Rate" herein.

I&S Tax Rate Limitations

A school district is also authorized to issue bonds and levy taxes for payment of bonds subject to voter approval of one or more propositions submitted to the voters under Section 45.003(b)(1), Texas Education Code, as amended, which provides a tax unlimited as to rate or amount for the support of school district bonded indebtedness (see "THE BONDS – Security").

Section 45.0031 of the Texas Education Code, as amended, requires a school district to demonstrate to the Texas Attorney General that it has the prospective ability to pay its maximum annual debt service on a proposed issue of bonds and all previously issued bonds, other than bonds approved by voters of a school district at an election held on or before April 1, 1991 and issued before September 1, 1992 (or debt issued to refund such bonds, collectively, "exempt bonds"), from a tax levied at a rate of \$0.50 per \$100 of assessed valuation before bonds may be issued (the "50-cent Test"). In demonstrating the ability to pay debt service at a rate of \$0.50, a school district may take into account EDA and IFA allotments to the school district, which effectively reduces the school district's local share of debt service, and may also take into account Tier One funds allotted to the school district. If a school district exercises this option, it may not adopt an I&S tax until it has credited to the school district's I&S fund an amount equal to all State allotments provided solely for payment of debt service and any Tier One funds needed to demonstrate compliance with the threshold tax rate test and which is received or to be received in that year. Additionally, a school district may demonstrate its ability to comply with the 50-cent Test by applying the \$0.50 tax rate to an amount equal to 90% of projected future taxable value of property in the school district, as certified by a registered professional appraiser, anticipated for the earlier of the tax year five (5) years after the current tax year or the tax year in which the final payment for the bonds is due. However, if a school district uses projected future taxable values to meet the 50-cent Test and subsequently imposes a tax at a rate greater than \$0.50 per \$100 of valuation to pay for bonds subject to the test, then for subsequent bond issues, the Texas Attorney General must find that the school district has the projected ability to pay principal and interest on the proposed bonds and all previously issued bonds subject to the 50-cent Test from a tax rate of \$0.45 per \$100 of valuation. Once the prospective ability to pay such tax has been shown and the bonds are issued, a school district may levy an unlimited tax to pay debt service. Refunding bonds issued pursuant to Chapter 1207, Texas Government Code, are not subject to the 50-cent Test; however, taxes levied to pay debt service on such bonds (other than bonds issued to refund exempt bonds) are included in maximum annual debt service for calculation of the 50-cent Test when applied to subsequent bond issues that are subject to the 50-cent Test. The Bonds are issued as refunding bonds pursuant to Chapter 1207 and are, therefore, not subject to the 50-cent Test; however, taxes levied to pay debt service on the Bonds are included in the calculation of the 50-cent Test as applied to subsequent issues of "new debt". The District has not used projected property values to satisfy this threshold test.

Public Hearing and Voter-Approval Tax Rate

A school district's total tax rate is the combination of the M&O tax rate and the I&S tax rate. Generally, the highest rate at which a school district may levy taxes for any given year without holding an election to approve the tax rate is the "Voter-Approval Tax Rate", as described below.

For the 2019 tax year, a school district is required to adopt its annual tax rate before the later of September 30 or the sixtieth (60th) day after the date the certified appraisal roll is received by the taxing unit, and a failure to adopt a tax rate by such required date will result in the tax rate for the taxing unit being the lower of the "effective tax rate" calculated for that tax year or

the tax rate adopted by the taxing unit for the preceding tax year. "Effective tax rate" means the rate that will produce the prior year's total tax levy from the current year's total taxable values, adjusted such that lost values are not included in the calculation of the prior year's taxable values and new values are not included in the current year's taxable values.

For the 2019 tax year, the Voter-Approval Tax Rate for a school district is the sum of (i) the State Compression Percentage, multiplied by \$1.00; (ii) the greater of (a) the school district's M&O tax rate for the 2018 tax year, less the sum of (1) \$1.00, and (2) any amount by which the school district is required to reduce its Enrichment Tax Rate for the 2019 tax year, or (b) \$0.04; and (iii) the school district's I&S tax rate. For the 2019 tax year, a school district's M&O tax rate may not exceed the rate equal to the sum of (i) \$0.17 and (ii) the product of the State Compression Percentage multiplied by \$1.00.

For the 2019 tax year, a school district with a Voter-Approval Tax Rate equal to or greater than \$0.97 (excluding the school district's current I&S tax rate) may not adopt tax rate for the 2019 tax year that exceeds the school district's Voter-Approval Tax Rate. For the 2019 tax year, the District is not eligible to adopt a tax rate that exceeds its Voter-Approval Tax Rate.

Beginning with the 2020 tax year, a school district is required to adopt its annual tax rate before the later of September 30 or the sixtieth (60th) day after the date the certified appraisal roll is received by the taxing unit, except that a tax rate that exceeds the Voter-Approval Tax Rate must be adopted not later than the seventy-first (71st) day before the next occurring November uniform election date. A school district's failure to adopt a tax rate equal to or less than the Voter-Approval Tax Rate by September 30 or the sixtieth (60th) day after receipt of the certified appraisal roll, will result in the tax rate for such school district for the tax year to be the lower of the "no-new-revenue tax rate" calculated for that tax year or the tax rate adopted by the school district for the preceding tax year. A school district's failure to adopt a tax rate in excess of the Voter-Approval Tax Rate on or prior to the seventy-first (71st) day before the next occurring November uniform election date, will result in the school district adopting a tax rate equal to or less than its Voter-Approval Tax Rate by the later of September 30 or the sixtieth (60th) day after receipt of the certified appraisal roll. "No-new-revenue tax rate" means the rate that will produce the prior year's total tax levy from the current year's total taxable values, adjusted such that lost values are not included in the calculation of the prior year's taxable values and new values are not included in the current year's taxable values.

For the 2020 and subsequent tax years, the Voter-Approval Tax Rate for a school district is the sum of (i) the school district's MCR; (ii) the greater of (a) the school district's Enrichment Tax Rate for the preceding year, less any amount by which the school district is required to reduce its current year Enrichment Tax Rate pursuant to Section 48.202(f), Education Code, as amended, or (b) the rate of \$0.05 per \$100 of taxable value; and (iii) the school district's current I&S tax rate. However, for only the 2020 tax year, if the governing body of the school district does not adopt by unanimous vote an M&O tax rate at least equal to the sum of the school district's MCR plus \$0.05, then \$0.04 is substituted for \$0.05 in the calculation for such school district's Voter-Approval Tax Rate for the 2020 tax year. For the 2020 tax year, and subsequent years, a school district's M&O tax rate may not exceed the rate equal to the sum of (i) \$0.17 and (ii) the school district's MCR (see "CURRENT PUBLIC SCHOOL FINANCE SYSTEM" herein, for more information regarding the State Compression Percentage, MCR, and the Enrichment Tax Rate).

Beginning with the 2020 tax year, the governing body of a school district generally cannot adopt a tax rate exceeding the school district's Voter-Approval Tax Rate without approval by a majority of the voters approving the higher rate at an election to be held on the next uniform election date. Further, subject to certain exceptions for areas declared disaster areas, State law requires the board of trustees of a school district to conduct an efficiency audit before seeking voter approval to adopt a tax rate exceeding the Voter-Approval Tax Rate and sets certain parameters for conducting and disclosing the results of such efficiency audit. An election is not required for a tax increase to address increased expenditures resulting from certain natural disasters in the year following the year in which such disaster occurs; however, the amount by which the increased tax rate exceeds the school district's Voter-Approval Tax Rate for such year may not be considered by the school district in the calculation of its subsequent Voter-Approval Tax Rate.

The calculation of the Voter-Approval Tax Rate does not limit or impact the District's ability to set an I&S tax rate in each year sufficient to pay debt service on all of the District's tax-supported debt obligations, including the Bonds.

Before adopting its annual tax rate, a public meeting must be held for the purpose of adopting a budget for the succeeding year. A notice of public meeting to discuss the school district's budget and proposed tax rate must be published in the time, format and manner prescribed in Section 44.004 of the Texas Education Code. Section 44.004(e) of the Texas Education Code provides that a person who owns taxable property in a school district is entitled to an injunction restraining the collection of taxes by the school district if the school district has not complied with such notice requirements or the language and format requirements of such notice as set forth in Section 44.004(b), (c), (c-1), (c-2), and (d), and, if applicable, subsection (i), and if such failure to comply was not in good faith. Section 44.004(e) further provides the action to enjoin the collection of taxes must be filed before the date the school district delivers substantially all of its tax bills. A school district that elects to adopt a tax rate before the adoption of a budget for the fiscal year that begins in the current tax year may adopt a tax rate for the current tax year before receipt of the certified appraisal roll, so long as the chief appraiser of the appraisal district in which the school district participates has certified to the assessor for the school district an estimate of the taxable value of property in the school district. If a school district adopts its tax rate prior to the adoption of its budget, both the no-new-revenue tax rate and the Voter-Approval Tax Rate of the school district shall be calculated based on the school district's certified estimate of taxable value. A school district that adopts a tax rate before adopting its budget must hold a public hearing on the proposed tax rate followed by another public hearing on the proposed budget rather than holding a single hearing on the two items.

Beginning with the 2020 tax year, a school district must annually calculate and prominently post on its internet website, and submit to the county tax assessor-collector for each county in which all or part of the school district is located its Voter-Approval Tax Rate in accordance with forms prescribed by the State Comptroller.

THE PROPERTY TAX CODE AS APPLIED TO THE DISTRICT

The Appraisal District has the responsibility for appraising property in the District as well as other taxing units in Calhoun County, Texas (the "County"). The Appraisal District is governed by a board of directors appointed by members of the governing bodies of various political subdivisions within the County.

Property within the District is assessed as of January 1 of each year, taxes become due October 1 of the same year and become delinquent on February 1 of the following year.

The District does not tax personal property not used in the production of income, such as personal automobiles.

The District does collect an additional 20% penalty to defray attorney costs in the collection of delinquent taxes over and above the penalty automatically assessed under the Tax Code.

The District's taxes are collected by the Calhoun County Appraisal District.

The District does not allow split payments of taxes on homesteads and does not give discounts for early payment of taxes.

The District does not participate in a tax increment financing zone.

The District does grant a portion of the additional local option exemption of up to 20% of the market value of residence homesteads.

The District has not granted the freeport exemption. The District has not taken action to continue to tax goods-in-transit.

The District has entered into six tax value limitation agreements under the provisions of Chapter 313, Texas Tax Code ("Chapter 313"), known as the Texas Economic Development Act, as described below:

<u>Company</u>	<u>First Tax Year of Abatement</u>	<u>Estimated Peak Taxable Value for I&S Taxation</u>	<u>Capped Value for M&O Taxation</u>	<u>Type of Project</u>
Formosa Plastics Corporation, Texas	2010	\$149,492,310	\$30,000,000	Specialty PVC Plant and Co-Gen Plant
Formosa Plastics Corporation, Texas	2015	\$ 97,596,930	\$30,000,000	Hydrocarbon Fractionator Plant
Formosa Plastics Corporation, Texas	2018	\$570,496,200	\$30,000,000	Plastics Production Plant
Union Carbide Corporation	2019	\$ 94,325,184	\$30,000,000	HDPE Plastic Manufacturing Plant
Formosa Plastics Corporation, Texas	2020	\$120,023,190	\$30,000,000	Plastics Production Plant
Nan Ya Plastic Corporation	2020	\$500,239,240	\$30,000,000	Ethylene Glycol Plant

In accordance with Chapter 313, the agreements provide that the full value of each project is subject to taxation during the first two years of each agreement, and thereafter the District may levy its M&O Tax against a capped value (in each case set forth above, \$30 million) for eight to ten years. The agreements do not limit the tax value with respect to the District's debt service tax rate during any year. After year ten, the full tax value of each project is subject to taxation by the District for both maintenance and operations and debt service purposes. See "AD VALOREM TAX PROCEDURES – Property Subject to Taxation by the District" for a description of tax limitation agreements.

Additional information regarding the District's value limitation agreements can be obtained from the Texas Comptroller of Public Accounts.

EMPLOYEE BENEFIT PLANS AND OTHER POST-EMPLOYMENT BENEFITS

The District's employees participate in a retirement plan (the "Plan") with the State of Texas. The Plan is administered by the Teacher Retirement System of Texas ("TRS"). State contributions are made to cover costs of the TRS retirement plan up to certain statutory limits. The District is obligated for a portion of TRS costs relating to employee salaries that exceed the statutory limit. Aside from the District's contribution to TRS, the District has no pension fund expenditures or liabilities. For fiscal year ended August 31, 2018, the District made a contribution to TRS on a portion of their employee's salaries that exceeded the statutory minimum. The District generally does not offer any post-employment retirement benefits and has no liabilities for "Other Post Employment Retirement Benefits" as defined in GASB Statement No. 45. For a discussion of the TRS retirement plan, see "Note A. Summary of Significant Accounting Policies – H. Pension Plan" and "Note A. Summary of Significant Accounting Policies – I. Defined Other Post-Employment Benefit Plans" to the audited financial statements of the District that are attached hereto as Appendix D (the "Financial Statements").

As a result of its participation in the Plan and the TRS-Care Retired Plan and having no other post-retirement benefit plans, the District has no obligations for other post-employment benefits within the meaning of Governmental Accounting Standards Board ("GASB") Statement 45.

During the year ended August 31, 2018, employees of the District were covered by a fully-insured health insurance plan (the "Health Care Plan"). The District contributed \$351 per month per employee to the Health Care Plan. Employees, at their option, authorize payroll withholdings to pay premiums for dependents. See "Note 4. A. Summary of Significant Accounting Policies – J. Employee Health Care Coverage" of the Financial Statements.

Formal collective bargaining agreements relating directly to wages and other conditions of employment are prohibited by State law, as are strikes by teachers. There are various local, state and national organized employee groups who engage in efforts to better terms and conditions of employment of school employees. Some districts have adopted a policy to consult with employer groups with respect to certain terms and conditions of employment. Some examples of these groups are the Texas State Teachers Association, the Texas Classroom Teachers Association, the Association of Texas Professional Educators and the National Education Association.

RATING

The Bonds are rated "Aaa" by Moody's Investors Service, Inc. ("Moody's") based upon the guaranteed repayment thereof under the Permanent School Fund Guarantee Program of the TEA. (See "THE PERMANENT SCHOOL FUND GUARANTEE PROGRAM"). The District's unenhanced, underlying rating, including the Bonds, is "Aa2" by Moody's.

An explanation of the significance of such rating may be obtained from Moody's. The rating on the Bonds by Moody's reflects only the view of said company at the time the rating is given, and the District makes no representations as to the appropriateness of the rating. There is no assurance that the rating will continue for any given period of time, or that the rating will not be revised downward or withdrawn entirely by Moody's, if, in the judgment of Moody's, circumstances so warrant. Any such downward revision or withdrawal of the rating may have an adverse effect on the market price of the Bonds.

The above rating is not a recommendation to buy, sell or hold the Bonds, and such rating may be subject to revision or withdrawal at any time by the rating agency. Any downward revision or withdrawal of the rating may have an adverse effect on the market price of the Bonds.

LEGAL MATTERS

The delivery of the Bonds is subject to approval of the Attorney General of Texas to the effect that the Bonds are valid and legally binding obligations of the District payable from the proceeds of an annual ad valorem tax levied, without legal limit as to rate or amount, upon all taxable property in the District, and the approving legal opinion of Norton Rose Fulbright US LLP, San Antonio, Bond Counsel to the District ("Bond Counsel"), to the effect that the interest on the Bonds will be excludable from gross income for federal income tax purposes under section 103(a) of the Internal Revenue Code, subject to the matters described under "TAX MATTERS" herein. The form of Bond Counsel's opinion is attached hereto as Appendix C. The legal fee to be paid to Bond Counsel for services rendered in connection with the issuance of the Bonds is contingent upon the sale and delivery of the Bonds.

Though it represents the Financial Advisor from time to time in matters unrelated to the issuance of the Bonds, Bond Counsel has been engaged by and only represents the District in connection with the issuance of the Bonds. Except as noted below, Bond Counsel was not requested to participate, and did not take part in the preparation of this Official Statement, and such firm has not assumed any responsibility with respect thereto or undertaken independently to verify any of the information contained herein except that in its capacity as Bond Counsel, such firm has reviewed the information appearing under the captions or subcaptions "PLAN OF FINANCING – Refunded Bonds", "THE BONDS" (except for the information included in the subcaptions "Permanent School Fund Guarantee" and "Payment Record," as to which no opinion is expressed), and "CONTINUING DISCLOSURE OF INFORMATION" (except for the information under the sub-caption "Compliance With Prior Undertakings," as to which no opinion is expressed), and Bond Counsel is of the opinion that the statements and information contained therein fairly and accurately reflect the provisions of the Order; further, Bond Counsel has reviewed the statements and information contained in this Official Statement under the captions and sub-captions "STATE AND LOCAL FUNDING OF SCHOOL DISTRICTS IN TEXAS," "CURRENT PUBLIC SCHOOL FINANCE SYSTEM", "TAX RATE LIMITATIONS" (first paragraph only), "LEGAL MATTERS", "TAX MATTERS," "LEGAL INVESTMENTS AND ELIGIBILITY TO SECURE PUBLIC FUNDS IN TEXAS," and "REGISTRATION AND QUALIFICATION OF BONDS FOR SALE," and Bond Counsel is of the opinion that the statements and information contained therein are correct as to matters of law.

The various legal opinions to be delivered concurrently with the delivery of the Bonds express the professional judgment of the attorneys rendering the opinions as to the legal issues explicitly addressed therein. In rendering a legal opinion, the attorney does not become an insurer or guarantor of the expression of professional judgment, of the transaction opined upon, or of the future performance of the parties to the transaction. Nor does the rendering of an opinion guarantee the outcome of any legal dispute that may arise out of the transaction.

TAX MATTERS

Tax Exemption

The delivery of the Bonds is subject to the opinion of Bond Counsel to the effect that interest on the Bonds for federal income tax purposes (1) is excludable from the gross income, as defined in section 61 of the Internal Revenue Code of 1986, as amended to the date hereof (the "Code"), of the owners thereof pursuant to section 103 of the Code and existing regulations, published rulings, and court decisions, and (2) will not be included in computing the alternative minimum taxable income of the owners thereof. The statute, regulations, rulings, and court decisions on which such opinion is based are subject to change. A form of Bond Counsel's legal opinion appears in Appendix C hereto.

In rendering the foregoing opinions, Bond Counsel will rely upon the Sufficiency Certificate of the Financial Advisor (See "PLAN OF FINANCING – Refunded Bonds") and upon the representations and certifications of the District made in certificates pertaining to the use, expenditure, and investment of the proceeds of the Bonds and will assume continuing compliance by the District with the provisions of the Order subsequent to the issuance of the Bonds. The Order contains covenants by the District with respect to, among other matters, the use of the proceeds of the Bonds and the facilities financed or refinanced therewith by persons other than state or local governmental units, the manner in which the proceeds of the Bonds are to be invested, the periodic calculation and payment to the United States Treasury of arbitrage "profits" from the investment of the proceeds, and the reporting of certain information to the United States Treasury. Failure to comply with any of these covenants may cause interest on the Bonds to be includable in the gross income of the owners thereof from the date of the issuance of the Bonds.

Bond Counsel's opinion is not a guarantee of a result, but represents its legal judgment based upon its review of existing statutes, regulations, published rulings and court decisions and the representations and covenants of the District described above. No ruling has been sought from the Internal Revenue Service (the "IRS") with respect to the matters addressed in the opinion of Bond Counsel, and Bond Counsel's opinion is not binding on the IRS. The IRS has an ongoing program of auditing the tax-exempt status of the interest on tax-exempt obligations. If an audit of the Bonds is commenced, under current procedures the IRS is likely to treat the District as the "taxpayer," and the owners of the Bonds would have no right to participate in the audit process. In responding to or defending an audit of the tax-exempt status of the interest on the Bonds, the District may have different or conflicting interests from the owners of the Bonds. Public awareness of any audit of the Bonds could adversely affect the value and liquidity of the Bonds during the pendency of the audit, regardless of its ultimate outcome.

Except as described above, Bond Counsel expresses no other opinion with respect to any other federal, state or local tax consequences under present law, or proposed legislation, resulting from the receipt or accrual of interest on, or the acquisition or disposition of, the Bonds.

Tax Changes

Existing law may change to reduce or eliminate the benefit to bondholders of the exclusion of interest on the Bonds from gross income for federal income tax purposes. Any proposed legislation or administrative action, whether or not taken, could also affect the value and marketability of the Bonds.

Ancillary Tax Changes

Prospective purchasers of the Bonds should be aware that the ownership of tax-exempt obligations such as the Bonds may result in collateral federal tax consequences to, among others, financial institutions, life insurance companies, property and casualty insurance companies, certain foreign corporations doing business in the United States, S corporations with subchapter C earnings and profits, individual recipients of Social Security or Railroad Retirement benefits, individuals otherwise qualifying for the earned income tax credit, owners of an interest in a financial asset securitization investment trust (a "FASIT"), and taxpayers who may be deemed to have incurred or continued indebtedness to purchase or carry, or who have paid or incurred certain expenses allocable to, tax-exempt obligations. Prospective purchasers should consult their own tax advisors as to the applicability of these consequences to their particular circumstances.

Tax Accounting Treatment of Discount Bonds

The initial public offering price of certain Bonds (the "Discount Bonds") may be less than the amount payable on such Bonds at maturity. An amount equal to the difference between the initial public offering price of a Discount Bond (assuming that a substantial amount of the Discount Bonds of that maturity are sold to the public at such price) and the amount payable at maturity constitutes original issue discount to the initial purchaser of such Discount Bond. A portion of such original issue discount allocable to the holding period of such Discount Bond by the initial purchaser will, upon the disposition of such Discount Bond (including by reason of its payment at maturity), be treated as interest excludable from gross income, rather than as taxable gain, for federal income tax purposes, on the same terms and conditions as those for other interest on the Bonds described above under "Tax Exemption." Such interest is considered to be accrued actuarially in accordance with the constant interest method over the life of a Discount Bond, taking into account the semiannual compounding of accrued interest, at the yield to maturity on such Discount Bond and generally will be allocated to an initial purchaser in a different amount from the amount of the payment denominated as interest actually received by the initial purchaser during the tax year.

However, such interest may be required to be taken into account in determining the amount of the branch profits tax applicable to certain foreign corporations doing business in the United States, even though there will not be a corresponding cash payment. In addition, the accrual of such interest may result in certain other collateral federal income tax consequences to, among others, financial institutions, life insurance companies, property and casualty insurance companies, S corporations with subchapter C earnings and profits, individual recipients of Social Security or Railroad Retirement benefits, individuals otherwise qualifying for the earned income tax credit, owners of an interest in a FASIT, and taxpayers who may be deemed to have incurred or continued indebtedness to purchase or carry, or who have paid or incurred certain expenses allocable to, tax-exempt obligations. Moreover, in the event of the redemption, sale or other taxable disposition of a Discount Bond by the initial owner prior to maturity, the amount realized by such owner in excess of the basis of such Discount Bond in the hands of such owner (adjusted upward by the portion of the original issue discount allocable to the period for which such Discount Bond was held) is includable in gross income.

Owners of Discount Bonds should consult with their own tax advisors with respect to the determination of accrued original issue discount on Discount Bonds for federal income tax purposes and with respect to the state and local tax consequences of owning and disposing of Discount Bonds. It is possible that, under applicable provisions governing determination of state and local income taxes, accrued interest on Discount Bonds may be deemed to be received in the year of accrual even though there will not be a corresponding cash payment.

Tax Accounting Treatment of Premium Bonds

The initial public offering price of certain Bonds (the "Premium Bonds") may be greater than the amount payable on such Bonds at maturity. An amount equal to the difference between the initial public offering price of a Premium Bond (assuming that a substantial amount of the Premium Bonds of that maturity are sold to the public at such price) and the amount payable at maturity constitutes premium to the initial purchaser of such Premium Bonds. The basis for federal income tax purposes of a Premium Bond in the hands of such initial purchaser must be reduced each year by the amortizable bond premium, although no federal income tax deduction is allowed as a result of such reduction in basis for amortizable bond premium. Such reduction in basis will increase the amount of any gain (or decrease the amount of any loss) to be recognized for federal income tax purposes upon a sale or other taxable disposition of a Premium Bond. The amount of premium which is amortizable each year by an initial purchaser is determined by using such purchaser's yield to maturity.

Purchasers of the Premium Bonds should consult with their own tax advisors with respect to the determination of amortizable bond premium on Premium Bonds for federal income tax purposes and with respect to the state and local tax consequences of owning and disposing of Premium Bonds.

INVESTMENT POLICIES

Investments

The District invests its investable funds in investments authorized by State law and in accordance with investment policies approved and reviewed annually by the Board of the District. Both State law and the District's investment policies are subject to change.

Legal Investments

Under State law and subject to certain limitations, the District is authorized to invest in (1) obligations of the United States or its agencies and instrumentalities; (2) direct obligations of the State of Texas or its agencies and instrumentalities; (3) collateralized mortgage obligations issued and secured by a federal agency or instrumentality of the United States; (4) other obligations unconditionally guaranteed or insured by the State of Texas or the United States or their respective agencies and instrumentalities; (5) "A" or better rated obligations of states, agencies, counties, cities, and other political subdivisions of any state; (6) bonds issued, assumed, or guaranteed by the State of Israel; (7) federally insured interest-bearing bank deposits, brokered pools of such deposits, and collateralized certificates of deposit and share certificates; (8) fully collateralized United States government securities repurchase agreements; (9) one-year or shorter securities lending agreements secured by obligations described in clauses (1) through (7) above or (11) through (14) below or an irrevocable letter of credit issued by an "A" or better rated state or national bank; (10) 270-day or shorter bankers' acceptances, if the short-term obligations of the accepting bank or its holding company are rated at least "A-1" or "P-1"; (11) commercial paper rated at least "A-1" or "P-1"; (12) SEC-registered no-load money market mutual funds that are subject to SEC Rule 2a-7; (13) SEC-registered no-load mutual funds that have an average weighted maturity of less than two years; (14) "AAA" or "AAA_m"-rated investment pools that invest solely in investments described above; and (15) in the case of bond proceeds, guaranteed investment contracts that are secured by obligations described in clauses (1) through (7) above and, except for debt service funds and reserves, have a term of 5 years or less.

The District may not, however, invest in (1) interest only obligations, or non-interest bearing principal obligations, stripped from mortgage-backed securities; (2) collateralized mortgage obligations that have a remaining term that exceeds 10 years; and (3) collateralized mortgage obligations that bear interest at an index rate that adjusts opposite to the changes in a market index. In addition, the District may not invest more than 15% of its monthly average fund balance (excluding bond proceeds and debt service funds and reserves) in mutual funds described in clause (13) above or make an investment in any mutual fund that exceeds 10% of the fund's total assets.

Except as stated above or inconsistent with its investment policy, the District may invest in obligations of any duration without regard to their credit rating, if any. If an obligation ceases to qualify as an eligible investment after it has been purchased, the District is not required to liquidate the investment unless it no longer carries a required rating, in which case the District is required to take prudent measures to liquidate the investment that are consistent with its investment policy.

Investment Policies

Under State law, the District is required to adopt and annually review written investment policies and must invest its funds in accordance with its policies. The policies must identify eligible investments and address investment diversification, yield, maturity, and the quality and capability of investment management. For investments whose eligibility is rating dependent, the policies must adopt procedures to monitor ratings and liquidate investments if and when required. The policies must require that all investment transactions settle on a delivery versus payment basis. The District is required to adopt a written investment strategy for each fund group to achieve investment objectives in the following order of priority: (1) suitability, (2) preservation and safety of principal, (3) liquidity, (4) marketability, (5) diversification, and (6) yield.

State law requires the District's investments be made "with judgment and care, under prevailing circumstances, that a person of prudence, discretion, and intelligence would exercise in the management of the person's own affairs, not for speculation, but for investment considering the probable safety of capital and the probable income to be derived." The District is required to perform an annual audit of the management controls on investments and compliance with its investment policies and provide regular training for its investment officers.

Current Investments

As of August 31, 2019, the District had approximately \$206,191 (unaudited) invested in Lone Star, an investment pool that generally has the characteristics of a money-market mutual fund and \$38,640,121 (unaudited) invested in a local bank. The market value of such investments (as determined by the District by reference to published quotations, dealer bids, and comparable information) is approximately 100% of the book value. No funds of the District are invested in derivative securities, i.e., securities whose rate of return is determined by reference to some other instrument, index, or commodity.

REGISTRATION AND QUALIFICATION OF BONDS FOR SALE

No registration statement relating to the Bonds has been filed with the SEC under the United States Securities Act of 1933, as amended, in reliance upon the exemption provided thereunder by Section 3(a)(2). The Bonds have not been approved or disapproved by the SEC, nor has the SEC passed upon the accuracy or adequacy of the Official Statement. The Bonds have not been registered or qualified under the Securities Act of Texas in reliance upon various exemptions contained therein; nor have the Bonds been registered or qualified under the securities acts of any other jurisdiction. The District assumes no responsibility for registration or qualification of the Bonds under the securities laws of any jurisdiction in which the Bonds may be sold, assigned, pledged, hypothecated or otherwise transferred. This disclaimer of responsibility for registration or qualification for sale or other disposition of the Bonds shall not be construed as an interpretation of any kind with regard to the availability of any exemption from securities registration or qualification provisions.

FINANCIAL ADVISOR

SAMCO Capital Markets, Inc. is employed as Financial Advisor to the District to assist in the issuance of the Bonds. In this capacity, the Financial Advisor has compiled certain data relating to the Bonds that is contained in this Official Statement. The Financial Advisor has not independently verified any of the data contained herein or conducted a detailed investigation of the affairs of the District to determine the accuracy or completeness of this Official Statement. Because of its limited participation, the Financial Advisor assumes no responsibility for the accuracy or completeness of any of the information contained herein. The fee of the Financial Advisor for services with respect to the Bonds is contingent upon the issuance and sale of the Bonds. In the normal course of business, the Financial Advisor may from time to time sell investment securities to the District for the investment of bond proceeds or other funds of the District upon the request of the District.

The Financial Advisor has provided the following sentence for inclusion in this Official Statement. The Financial Advisor has reviewed the information in this Official Statement in accordance with, and as part of, its responsibilities to the District and, as applicable, to investors under the federal securities laws as applied to the facts and circumstances of this transaction, but the Financial Advisor does not guarantee the accuracy or completeness of such information.

LEGAL INVESTMENTS AND ELIGIBILITY TO SECURE PUBLIC FUNDS IN TEXAS

Section 1201.041 of the Public Securities Procedures Act (Chapter 1201, Texas Government Code) provides that the Bonds are negotiable instruments governed by Chapter 8, Texas Business and Commerce Code, and are legal and authorized investments for insurance companies, fiduciaries, and trustees, and for the sinking funds of municipalities or other political subdivisions or public agencies of the State. With respect to investment in the Bonds by municipalities or other political subdivisions or public agencies of the State, the Public Funds Investment Act, Chapter 2256, Texas Government Code, requires that the Bonds be assigned a rating of not less than "A" or its equivalent as to investment quality by a national rating agency. See "RATING" herein. In addition, various provisions of the Texas Finance Code provide that, subject to a prudent investor standard, the Bonds are legal investments for state banks, savings banks, trust companies with at least \$1 million of capital, and savings and loan associations. The Bonds are eligible to secure deposits of any public funds of the State, its agencies, and its political subdivisions, and are legal security for those deposits to the extent of their market value.

The District has made no investigation of other laws, rules, regulations or investment criteria which might apply to such institutions or entities or which might limit the suitability of the Bonds for any of the foregoing purposes or limit the authority of such institutions or entities to purchase or invest in the Bonds for such purposes. The District has made no review of laws in other states to determine whether the Bonds are legal investments for various institutions in those states.

CONTINUING DISCLOSURE OF INFORMATION

In the Order, the District has made the following agreement for the benefit of the holders and Beneficial Owners of the Bonds. The District is required to observe the agreement for so long as it remains obligated to advance funds to pay the Bonds. Under the agreement, the District will be obligated to provide certain updated financial information and operating data annually, and timely notice of specified events, to the Municipal Securities Rulemaking Board ("MSRB"). For a description of the continuing disclosure obligations of the TEA, see "THE PERMANENT SCHOOL FUND GUARANTEE PROGRAM." The information provided to the MSRB will be available to the public free of charge via the MSRB's Electronic Municipal Market Access System at www.emma.msrb.org.

Annual Reports

The District will provide certain updated financial information and operating data annually to the MSRB. The information to be updated includes financial information and operating data with respect to the District of the general type included in this Official

Statement in Appendix A (such information being the “Annual Operating Report”). The District will additionally provide financial statements of the District (the “Financial Statements”), that will be (i) prepared in accordance with the accounting principles described in Appendix D or such other accounting principles as the District may be required to employ from time to time pursuant to State law or regulation and shall be in substantially the form included in Appendix D and (ii) audited, if the District commissions an audit of such Financial Statements and the audit is completed within the period during which they must be provided. The District will update and provide the Annual Operating Report within six months after the end of each fiscal year and the Financial Statements within 6 months of the end of each fiscal year, in each case beginning with the fiscal year ending in and after 2019. The District may provide the Financial Statements earlier, including at the time it provides its Annual Operating Report, but if the audit of such Financial Statements is not complete within 6 months after any such fiscal year end, then the District shall file unaudited Financial Statements within such 6-month period and audited Financial Statements for the applicable fiscal year, when and if the audit report on such Financial Statements becomes available.

The District may provide updated information in full text or may incorporate by reference certain other publicly available documents, as permitted by SEC Rule 15c2-12 (the “Rule”).

The District's current fiscal year end is August 31. Accordingly, the Annual Operating Report must be provided by the last day of February in each year unless the District changes its fiscal year. If the District changes its fiscal year, it will notify the MSRB of the change.

Notice of Certain Events

The District will also provide notice of any of the following events with respect to the Bonds to the MSRB in a timely manner (but not in excess of ten business days after the occurrence of the event): (1) principal and interest payment delinquencies; (2) non-payment related defaults, if material; (3) unscheduled draws on debt service reserves reflecting financial difficulties; (4) unscheduled draws on credit enhancements reflecting financial difficulties; (5) substitution of credit or liquidity providers, or their failure to perform; (6) adverse tax opinions, the issuance by the Internal Revenue Service of proposed or final determinations of taxability, Notices of Proposed Issue (IRS Form 5701-TEB), or other material notices or determinations with respect to the tax status of the Bonds, or other material events affecting the tax status of the Bonds; (7) modifications to rights of holders of the Bonds, if material; (8) Bond calls, if material, and tender offers; (9) defeasances; (10) release, substitution, or sale of property securing repayment of the Bonds, if material; (11) rating changes; (12) bankruptcy, insolvency, receivership, or similar event of the District, which shall occur as described below; (13) the consummation of a merger, consolidation, or acquisition involving the District or the sale of all or substantially all of its assets, other than in the ordinary course of business, the entry into of a definitive agreement to undertake such an action or the termination of a definitive agreement relating to any such actions, other than pursuant to its terms, if material; (14) appointment of a successor or additional trustee or the change of name of a trustee, if material; (15) incurrence of a financial obligation of the District, if material, or agreement to covenants, events of default, remedies, priority rights, or other similar terms of a financial obligation of the District, any of which affect security holders, if material; and (16) default, event of acceleration, termination event, modification of terms, or other similar events under the terms of a financial obligation of the District, any of which reflect financial difficulties. In addition, the District will provide timely notice of any failure by the District to provide annual financial information in accordance with their agreement described above under “Annual Reports”. The District will provide each notice described in this paragraph to the MSRB. In the Order, the District adopted policies and procedures to ensure timely compliance with its continuing disclosure undertakings. Neither the Bonds nor the Order make any provision for redemption prior to stated maturity, debt service reserves, credit enhancement (except for the Permanent School Fund guarantee), or liquidity enhancement.

For these purposes, any event described in clause (12) of in the immediately preceding paragraph is considered to occur when any of the following occur: the appointment of a receiver, fiscal agent, or similar officer for the District in a proceeding under the United States Bankruptcy Code or in any other proceeding under state or federal law in which a court or governmental authority has assumed jurisdiction over substantially all of the assets or business of the District, or if such jurisdiction has been assumed by leaving the existing governing body and officials or officers in possession but subject to the supervision and orders of a court or governmental authority, or the entry of an order confirming a plan of reorganization, arrangement, or liquidation by a court or governmental authority having supervision or jurisdiction over substantially all of the assets or business of the District. For the purposes of the above described event notices (15) and (16), the term “financial obligation” means a (i) debt obligation, (ii) derivative instrument entered into in connection with, or pledged as security or a source of payment for, an existing or planned debt obligation, or (iii) a guarantee of (i) or (ii); provided however, that a “financial obligation” shall not include municipal securities as to which a final official statement (as defined in the Rule) has been provided to the MSRB consistent with the Rule.

Availability of Information

All information and documentation filing required to be made by the District in accordance with its undertaking made for the Bonds will be filed with the MSRB in electronic format in accordance with MSRB guidelines. Access to such filings will be provided, without charge to the general public, by the MSRB at www.emma.msrb.org.

Limitations and Amendments

The District has agreed to update information and to provide notices of certain events only as described above. The District has not agreed to provide other information that may be relevant or material to a complete presentation of its financial results of operations, condition, or prospects or agreed to update any information that has been provided except as described above. The District makes no representation or warranty concerning such information or concerning its usefulness to a decision to invest in or sell Bonds at any future date. The District disclaims any contractual or tort liability for damages resulting in whole or in part from any breach of its continuing disclosure agreement or from any statement made pursuant to its agreement, although holders of Bonds may seek a writ of mandamus to compel the District to comply with its agreement.

The District may amend its continuing disclosure agreement to adapt to changed circumstances that arise from a change in legal requirements, a change in law, or a change in the identity, nature, status, or type of operations of the District, if, but only if, (1) the agreement, as so amended, would have permitted Underwriters to purchase or sell Bonds in the initial primary offering in compliance with the Rule, taking into account any amendments or interpretations of the Rule to the date of such amendment, as well as such changed circumstances, and (2) either (a) the holders of a majority in aggregate principal amount of the outstanding Bonds consent to the amendment or (b) any qualified person unaffiliated with the District (such as nationally recognized bond counsel) determines that the amendment will not materially impair the interests of the holders and beneficial owners of the Bonds. If the District amends its agreement, it has agreed to include with the financial information and operating data next provided, in accordance with its agreement described above under “Annual Reports” an explanation, in narrative form, of the reasons for the amendment and of the impact of any change in the type of information and operating data so provided.

Compliance with Prior Undertakings

During the past five years, the District has complied in all material respects with all continuing disclosure agreements made by it in accordance with the Rule.

LITIGATION

In the opinion of District officials, except as may be described in this Official Statement, the District is not a party to any litigation or other proceeding pending or to their knowledge threatened, in any court, agency or other administrative body (either state or federal) which, if decided adversely to the District, would have a material adverse effect on the financial condition of the District.

At the time of the initial delivery of the Bonds, the District will provide the Purchaser with a certificate to the effect that no litigation of any nature has been filed or is then pending challenging the issuance of the Bonds or that affects the payment and security of the Bonds or in any other manner questioning the issuance, sale or delivery of the Bonds.

FORWARD-LOOKING STATEMENTS

The statements contained in this Official Statement, and in any other information provided by the District, that are not purely historical, are forward-looking statements, including statements regarding the District's expectations, hopes, intentions, or strategies regarding the future. Readers should not place undue reliance on forward-looking statements. All forward-looking statements included in this Official Statement are based on information available to the District on the date hereof, and the District assumes no obligation to update any such forward-looking statements. It is important to note that the District's actual results could differ materially from those in such forward-looking statements.

The forward-looking statements herein are necessarily based on various assumptions and estimates and are inherently subject to various risks and uncertainties, including risks and uncertainties relating to the possible invalidity of the underlying assumptions and estimates and possible changes or developments in social, economic, business, industry, market, legal and regulatory circumstances and conditions and actions taken or omitted to be taken by third parties, including customers, suppliers, business partners and competitors, and legislative, judicial and other governmental authorities and officials. Assumptions related to the foregoing involve judgments with respect to, among other things, future economic, competitive, and market conditions and future business decisions, all of which are difficult or impossible to predict accurately and many of which are beyond the control of the District. Any of such assumptions could be inaccurate and, therefore, there can be no assurance that the forward-looking statements included in this Official Statement would prove to be accurate.

WINNING BIDDER

After requesting competitive bids for the Bonds, the District accepted the bid of TD Securities LLC (the "Purchaser" or the "Initial Purchaser") to purchase the Bonds at the interest rates shown on page ii of this Official Statement at a price of par, plus a reoffering premium of \$2,923,131.65, less a Purchaser's discount of \$36,068.72 and no accrued interest. The District can give no assurance that any trading market will be developed for the Bonds after their sale by the District to the Purchaser. The District has no control over the price at which the Bonds are subsequently sold and the initial yield at which the Bonds will be priced and reoffered will be established by and will be the responsibility of the Purchaser.

CERTIFICATION OF THE OFFICIAL STATEMENT

At the time of payment for and delivery of the Initial Bonds, the Purchaser will be furnished a certificate, executed by proper officials of the District, acting in their official capacities, to the effect that to the best of their knowledge and belief: (a) the descriptions and statements of or pertaining to the District contained in its Official Statement, and any addenda, supplement or amendment thereto, for the Bonds, on the date of such Official Statement, on the date of sale of said Bonds and the acceptance of the best bid therefor, and on the date of the delivery, were and are true and correct in all material respects; (b) insofar as the District and its affairs, including its financial affairs, are concerned, such Official Statement did not and does not contain an untrue statement of a material fact or omit to state a material fact required to be stated therein or necessary to make the statements therein, in the light of the circumstances under which they were made, not misleading; (c) insofar as the descriptions and statements including financial data, of or pertaining to entities, other than the District, and their activities contained in such Official Statement are concerned, such statements and data have been obtained from sources which the District believes to be reliable and the District has no reason to believe that they are untrue in any material respect; and (d) there has been no material adverse change in the financial condition of the District, since August 31, 2018, the date of the last financial statements of the District appearing in the Official Statement.

CONCLUDING STATEMENT

No person has been authorized to give any information or to make any representations other than those contained in this Official Statement, and if given or made, such other information or representations must not be relied upon as having been authorized by the District. This Official Statement does not constitute an offer to sell or solicitation of an offer to buy in any state in which such offer or solicitation is not authorized or in which the person making such offer or solicitation is not qualified to do so or to any person to whom it is unlawful to make such offer of solicitation.

The information set forth herein has been obtained from the District's records, audited financial statements and other sources which the District considers to be reliable. There is no guarantee that any of the assumptions or estimates contained herein will ever be realized. All of the summaries of the statutes, documents and the Order contained in this Official Statement are made subject to all of the provisions of such statutes, documents, and the Order. These summaries do not purport to be complete statements of such provisions and reference is made to such summarized documents for further information. Reference is made to official documents in all respects.

References to web site addresses presented herein are for informational purposes only and may be in the form of a hyperlink solely for the reader's convenience. Unless specified otherwise, such web sites and the information or links contained therein are not incorporated into, and are not part of, this Official Statement for purposes of, and as that term is defined in, SEC Rule 15c2-12.

In the Order, the Board delegated to certain District officials the authority to approve the form and content of this Official Statement and any addenda, supplement or amendment thereto, and the Board authorized its further use in the re-offering of the Bonds by the Purchaser.

/s/ Dr. Bill Harvey

President, Board of Trustees

ATTEST:

/s/ John Foester

Secretary, Board of Trustees

(this page intentionally left blank)

CALHOUN COUNTY INDEPENDENT SCHOOL DISTRICT

Schedule I - Schedule of Refunded Bonds

Unlimited Tax School Building and Refunding Bonds, Series 2014

Maturities Being Redeemed	Original CUSIP	Principal Amount Outstanding	Interest Rate	Principal Amount Being Refunded	Call Date	Principal Amount Unrefunded
2/15/2021	129703EV2	\$ 7,485,000.00	3.000%	\$ 7,485,000.00	December 27, 2019 @ Par	-
2/15/2022	129703EW0	7,715,000.00	3.000%	7,715,000.00	December 27, 2019 @ Par	-
2/15/2023	129703EX8	7,945,000.00	3.000%	7,945,000.00	December 27, 2019 @ Par	-
2/15/2024	129703EY6	8,190,000.00	3.000%	8,190,000.00	December 27, 2019 @ Par	-
		<u>\$ 31,335,000.00</u>		<u>\$ 31,335,000.00</u>		<u>\$ -</u>

(this page intentionally left blank)

APPENDIX A
FINANCIAL INFORMATION OF THE DISTRICT

(this page intentionally left blank)

CALHOUN COUNTY INDEPENDENT SCHOOL DISTRICT

Financial Information

ASSESSED VALUATION ⁽¹⁾

2019/20 Total Valuation.....		\$ 4,958,595,477
Less Exemptions & Deductions ⁽²⁾ :		
State Homestead Exemption	\$ 115,891,036	
State/Local Over-65 Exemption	21,855,298	
Disabled Homestead Exemption Loss	8,815,996	
Local Option Over-65 Exemption	19,018,346	
Local Option Percentage Exemption	118,005,882	
Veterans Exemption Loss	2,039,502	
Surviving Spouse Exemption	229,125	
Pollution Control Exemption Loss	124,543,482	
Productivity Loss	489,717,317	
Homestead Cap Loss	10,479,351	
	<u>\$ 910,595,335</u>	
2019/20 Net Taxable Valuation		\$ 4,048,000,142

(1) Source: Certified Values from the Calhoun County Appraisal District as of August 2019. The passage of a Texas constitutional amendment that was on the ballot in the November 3, 2015 election increased the homestead exemption from \$15,000 to \$25,000. See "AD VALOREM TAX PROCEDURES -- Residential Homestead Exemptions" in the Official Statement.
 (2) Excludes the values on which property taxes are frozen for persons 65 years of age or older and disabled taxpayers which totaled \$46,850,972 in 2018/19.

VOTED GENERAL OBLIGATION DEBT

Unlimited Tax Bonds Outstanding		\$ 38,565,000
Less: The Refunded Bonds		(31,335,000)
Plus: The Bonds		<u>28,975,000</u>
Total Unlimited Tax Bonds		\$ 36,205,000
Less: Interest & Sinking Fund Balance (As of August 31, 2019) ⁽¹⁾		<u>(4,000,000)</u>
Net General Obligation Debt		\$ 32,205,000
Ratio of Net G.O. Debt to Net Taxable Valuation ⁽²⁾	0.80%	
2019 Population Estimate ⁽³⁾	18,476	
Per Capita Net Taxable Valuation	\$219,095	
Per Capita Net G.O. Debt	\$1,743	

(1) Source: Calhoun County ISD Estimate.
 (2) See "CURRENT PUBLIC SCHOOL FINANCE SYSTEM" in the Official Statement and "DEBT SERVICE REQUIREMENTS" in this appendix and see the "Audited Financial Report Fiscal Year Ended August 31, 2019" in Appendix D for more information relative to the District's outstanding obligations.
 (3) Source: Municipal Advisory Council of Texas.

PROPERTY TAX RATES AND COLLECTIONS

Fiscal Year	Net		% Collections ⁽⁴⁾	
	Taxable Valuation	Tax Rate	Current ⁽⁵⁾	Total ⁽⁵⁾
2006/07	\$ 3,748,638,685 ⁽¹⁾	\$ 1.2969	99.13%	99.96%
2007/08	3,982,422,613 ⁽¹⁾	1.0968 ⁽⁶⁾	99.13%	100.16%
2008/09	4,012,853,935 ⁽¹⁾	1.0968	98.64%	99.48%
2009/10	3,539,891,599 ⁽¹⁾	1.1201	98.29%	99.69%
2010/11	2,989,756,530 ⁽¹⁾	1.1331	98.23%	99.77%
2011/12	3,318,983,833 ⁽¹⁾	1.1262	98.73%	100.38%
2012/13	3,667,815,484 ⁽¹⁾	1.1201	98.96%	100.35%
2013/14	3,689,380,043 ⁽¹⁾	1.1151	98.57%	99.72%
2014/15	3,789,030,182 ⁽¹⁾	1.2769	98.69%	100.07%
2015/16	3,562,501,201 ⁽¹⁾⁽²⁾	1.2936	98.90%	100.30%
2016/17	3,426,543,370 ⁽¹⁾	1.2936	98.96%	100.10%
2017/18	3,487,596,898 ⁽¹⁾	1.2936	98.33%	99.32%
2018/19	3,637,622,601 ⁽¹⁾	1.2936	100.00% ⁽⁸⁾	100.00% ⁽⁸⁾
2019/20	4,048,000,142 ⁽³⁾	1.1936 ⁽⁷⁾		

(1) Source: Comptroller of Public Accounts - Property Tax Division.
 (2) The passage of a Texas constitutional amendment on November 3, 2015 election increased the homestead exemption from \$15,000 to \$25,000.
 (3) Source: Certified Values from the Calhoun County Appraisal District as of August 2019.
 (4) Source: Calhoun County ISD Audited Financial Statements.
 (5) Excludes penalties and interest.
 (6) The declines in the District's Maintenance & Operation Tax for the 2006/07 and 2007/08 fiscal years are a function of House Bill 1 adopted by the Texas Legislature in May 2006. See "STATE AND LOCAL FUNDING OF SCHOOL DISTRICTS IN TEXAS" and "CURRENT PUBLIC SCHOOL FINANCE SYSTEM" in the Official Statement.
 (7) The decline in the District's Maintenance & Operation Tax from the 2018/19 fiscal year to the 2019/20 fiscal year is a function of House Bill 3 adopted by the Texas Legislature in June 2019. See "STATE AND LOCAL FUNDING OF SCHOOL DISTRICTS IN TEXAS" and "CURRENT PUBLIC SCHOOL FINANCE SYSTEM" in Official Statement.
 (8) Source: Calhoun County ISD Estimate.

TAX RATE DISTRIBUTION

	2015/16	2016/17	2017/18	2018/19	2019/20 ⁽¹⁾
Maintenance & Operations	\$1.0401	\$1.0401	\$1.0401	\$1.0401	\$0.9701
Debt Service	\$0.2535	\$0.2535	\$0.2535	\$0.2535	\$0.2235
Total Tax Rate	\$1.2936	\$1.2936	\$1.2936	\$1.2936	\$1.1936

(1) The decline in the District's Maintenance & Operations Tax from the 2018/19 fiscal year to the 2019/20 fiscal year is a function of House Bill 3 adopted by the Texas Legislature in June 2019.

VALUATION AND FUNDED DEBT HISTORY

Fiscal Year	Net Taxable Valuation	Bond Debt Outstanding	Ratio Debt to A.V. ⁽¹⁾
2006/07	\$3,748,638,685	\$ 22,000,000	0.59%
2007/08	3,982,422,613	20,230,000	0.51%
2008/09	4,012,853,935	18,375,000	0.46%
2009/10	3,539,891,599	16,430,000	0.46%
2010/11	2,989,756,530	14,390,000	0.48%
2011/12	3,318,983,833	12,250,000	0.37%
2012/13	3,667,815,484	10,010,000	0.27%
2013/14	3,689,380,043	70,125,000	1.90%
2014/15	3,789,030,182	65,035,000	1.72%
2015/16	3,562,501,201	58,720,000	1.65%
2016/17	3,426,543,370	52,215,000	1.52%
2017/18	3,487,596,898	45,510,000	1.30%
2018/19	3,637,622,601	38,565,000	1.06%
2019/20	4,048,000,142 ⁽²⁾	28,975,000 ⁽³⁾	0.72%

(1) See "CURRENT PUBLIC SCHOOL FINANCE SYSTEM" in the Official Statement, "DEBT SERVICE REQUIREMENTS" in this Appendix and see the "Audited Financial Report Fiscal Year Ended August 31, 2018" in Appendix D for more information.

(2) Source: Certified Values from the Calhoun County Appraisal District as of August 2019.

(3) Includes the Bonds and excludes the Refunded Bonds.

ESTIMATED OVERLAPPING DEBT STATEMENT

Taxing Body	Amount	Percent Overlapping	Amount Overlapping
Calhoun Co	\$ 4,290,000	99.18%	\$ 4,254,822
Port Lavaca, City of	2,780,000	98.75%	2,745,250
Port O'Connor ID	8,045,000	100.00%	8,045,000
Seadrift, City of	-	100.00%	-
Total Overlapping Debt ⁽¹⁾			\$ 15,045,072
Calhoun Co Independent School District ⁽²⁾			32,205,000
Total Direct & Overlapping Debt ⁽²⁾			\$ 47,250,072
Ratio of Net Direct & Overlapping Debt to Net Taxable Valuation		1.17%	
Per Capita Direct & Overlapping Debt		\$2,557	

(1) Equals gross debt less self-supporting debt.

(2) Includes the Bonds and excludes the Refunded Bonds.

Source: Municipal Advisory Council of Texas. The District has not independently verified the accuracy or completeness of such information (except for the amounts relating to the District), and no person should rely upon such information as being accurate or complete.

PRINCIPAL TAXPAYERS ⁽¹⁾

2019/20 Top Ten Taxpayers

Name of Taxpayer	Type of Business	Taxable Value	% of Net Valuation
Formosa Plastics Corp. Texas	Manufacturing	\$ 730,507,420	18.05%
Union Carbide Corp.	Chemical Plant	460,056,710	11.37%
Formosa Plastics Corp. America	Manufacturing	132,099,000	3.26%
Nan Ya Plastics Corp. Texas	Manufacturing	123,195,950	3.04%
Ineos Nitriles USA LLC	Manufacturing	93,569,010	2.31%
Seadrift Coke LLC	Manufacturing	93,154,410	2.30%
Formosa Utility Venture Ltd.	Manufacturing	56,852,910	1.40%
Braskem America	Chemical Plant	56,384,530	1.39%
Nan Ya Plastics Corp. America	Manufacturing	35,732,520	0.88%
AEP Texas Central Co.	Electric Utility	31,236,670	0.77%
		<u>\$ 1,812,789,130</u>	<u>44.78%</u> ⁽²⁾

2018/19 Top Ten Taxpayers

Name of Taxpayer	Type of Business	Taxable Value	% of Net Valuation
Formosa Plastics Corp. Texas	Manufacturing	\$ 708,743,320	19.48%
Union Carbide Corp.	Chemical Plant	469,853,780	12.92%
Formosa Plastics Corp. America	Manufacturing	147,193,170	4.05%
Ineos Nitriles USA LLC	Manufacturing	91,960,410	2.53%
Seadrift Coke LLC	Manufacturing	74,735,120	2.05%
Braskem America	Chemical Plant	60,757,180	1.67%
Formosa Utility Venture Ltd.	Manufacturing	55,600,280	1.53%
Nan Ya Plastics Corp. America	Manufacturing	44,369,940	1.22%
Port Comfort Power LLC	Electric Utility	31,055,416	0.85%
Alcoa World Alumina LLC	Manufacturing	30,276,860	0.83%
		<u>\$ 1,714,545,476</u>	<u>47.13%</u>

2017/18 Top Ten Taxpayers

Name of Taxpayer	Type of Business	Taxable Value	% of Net Valuation
Formosa Plastics Corp. Texas	Manufacturing	\$ 725,605,650	20.81%
Union Carbide Corp.	Chemical Plant	395,039,550	11.33%
Formosa Plastics Corp. America	Manufacturing	136,023,420	3.90%
Formosa Plastics Corp. Texas	Manufacturing	112,078,520	3.21%
Ineos Nitriles USA LLC	Manufacturing	85,411,580	2.45%
Formosa Utility Venture Ltd.	Manufacturing	75,646,260	2.17%
Seadrift Coke LLC	Manufacturing	73,304,090	2.10%
Braskem America	Chemical Plant	46,929,190	1.35%
Nan Ya Plastics Corp. America	Manufacturing	39,947,760	1.15%
Alcoa World Alumina LLC	Manufacturing	37,391,370	1.07%
		<u>\$ 1,727,377,390</u>	<u>49.53%</u>

(1) Source: Calhoun County Appraisal District.

(2) As shown in the table above, the top ten taxpayers in the District account for in excess of 44% of the District's tax base. Adverse developments in economic conditions could adversely impact these businesses and, consequently, the tax values in the District, resulting in less local tax revenue. If any major taxpayer, or a combination of top taxpayers, were to default in the payment of taxes, the ability of the District to make timely payment of debt service on the Bonds may be dependent on its ability to enforce and liquidate its tax lien, which is a time consuming process that may only occur annually. See "REGISTERED OWNERS' REMEDIES" and "AD VALOREM TAX PROCEDURES - District's Rights in the Event of Tax Delinquencies" in this Official Statement.

CLASSIFICATION OF ASSESSED VALUATION BY USE CATEGORY

<u>Category</u>	<u>2019/20</u> ⁽¹⁾	<u>% of Total</u>	<u>2018/19</u> ⁽²⁾	<u>% of Total</u>	<u>2017/18</u> ⁽²⁾	<u>% of Total</u>
Real, Residential, Single-Family	\$ 1,137,882,508	22.95%	\$ 1,057,238,495	24.61%	\$ 1,046,877,903	25.24%
Real, Residential, Multi-Family	28,899,065	0.58%	27,525,780	0.64%	27,561,259	0.66%
Real, Vacant Lots/Tracts	133,904,787	2.70%	133,584,369	3.11%	133,244,634	3.21%
Real, Acreage	520,207,373	10.49%	341,512,350	7.95%	341,801,432	8.24%
Real, Farm & Ranch Improvements	81,052,333	1.63%	73,718,947	1.72%	72,869,505	1.76%
Real, Commercial & Industrial	2,310,173,939	46.59%	1,870,964,738	43.56%	1,842,470,740	44.42%
Oil & Gas	17,014,710	0.34%	11,467,820	0.27%	15,970,660	0.39%
Utilities	107,309,830	2.16%	105,572,000	2.46%	104,351,470	2.52%
Tangible Personal, Commercial & Industrial	593,367,370	11.97%	640,605,692	14.91%	529,631,180	12.77%
Tangible Personal, Mobile Homes & Other	7,032,590	0.14%	5,788,910	0.13%	5,475,830	0.13%
Tangible Personal, Residential Inventory	9,745,922	0.20%	14,349,425	0.33%	14,275,340	0.34%
Tangible Personal, Special Inventory	<u>12,005,050</u>	<u>0.24%</u>	<u>13,002,170</u>	<u>0.30%</u>	<u>13,044,850</u>	<u>0.31%</u>
Total Appraised Value	\$ 4,958,595,477	100.00%	\$ 4,295,330,696	100.00%	\$ 4,147,574,803	100.00%
Less:						
Homestead Cap Adjustment	\$ 10,479,351		\$ 2,135,665		\$ 4,647,329	
Productivity Loss	489,717,317		309,971,267		309,294,487	
Exemptions	<u>410,398,667</u>		<u>345,601,163</u>		<u>346,036,089</u>	
Total Exemptions/Deductions ⁽⁴⁾	<u>\$ 910,595,335</u>		<u>\$ 657,708,095</u>		<u>\$ 659,977,905</u>	
Net Taxable Assessed Valuation	\$ 4,048,000,142		\$ 3,637,622,601		\$ 3,487,596,898	

<u>Category</u>	<u>2016/17</u> ⁽²⁾	<u>% of Total</u>	<u>2015/16</u> ⁽²⁾	<u>% of Total</u>	<u>2014/15</u> ⁽²⁾	<u>% of Total</u>
Real, Residential, Single-Family	\$ 1,005,136,330	24.66%	\$ 976,234,267	23.20%	\$ 943,710,890	21.60%
Real, Residential, Multi-Family	25,279,130	0.62%	24,293,301	0.58%	24,009,111	0.55%
Real, Vacant Lots/Tracts	129,631,671	3.18%	126,794,759	3.01%	129,170,745	2.96%
Real, Acreage	344,644,319	8.46%	324,580,595	7.71%	324,140,908	7.42%
Real, Farm & Ranch Improvements	69,112,100	1.70%	65,778,051	1.56%	63,433,380	1.45%
Real, Commercial & Industrial	1,753,858,062	43.03%	1,937,303,932	46.04%	2,053,100,104	46.99%
Oil & Gas	17,309,722	0.42%	23,510,317	0.56%	50,123,684	1.15%
Utilities	94,867,879	2.33%	97,656,886	2.32%	89,490,209	2.05%
Tangible Personal, Commercial & Industrial	594,190,198	14.58%	592,532,441	14.08%	650,658,367	14.89%
Tangible Personal, Mobile Homes & Other	5,598,692	0.14%	5,435,146	0.13%	5,335,832	0.12%
Tangible Personal, Residential Inventory	19,192,530	0.47%	17,445,330	0.41%	18,893,740	0.43%
Tangible Personal, Special Inventory	<u>17,071,100</u>	<u>0.42%</u>	<u>16,249,000</u>	<u>0.39%</u>	<u>17,064,310</u>	<u>0.39%</u>
Total Appraised Value	\$ 4,075,891,733	100.00%	\$ 4,207,814,025	100.00%	\$ 4,369,131,280	100.00%
Less:						
Homestead Cap Adjustment	\$ 3,695,188		\$ 4,877,454		\$ 6,962,313	
Productivity Loss	312,132,317		290,911,286		290,252,702	
Exemptions	<u>333,520,858</u>		<u>349,524,084</u> ⁽³⁾		<u>282,886,083</u>	
Total Exemptions/Deductions ⁽⁴⁾	<u>\$ 649,348,363</u>		<u>\$ 645,312,824</u>		<u>\$ 580,101,098</u>	
Net Taxable Assessed Valuation	\$ 3,426,543,370		\$ 3,562,501,201		\$ 3,789,030,182	

(1) Certified Values from the Calhoun County Appraisal District as of August 2019.

(2) Source: Comptroller of Public Accounts - Property Tax Division.

(3) The passage of a Texas constitutional amendment on November 3, 2015 increased the homestead exemption from \$15,000 to \$25,000.

(4) Excludes values on which property taxes are frozen for persons 65 years of age or older and disabled taxpayers.

PRINCIPAL REPAYMENT SCHEDULE

Fiscal Year Ending 8/31	Outstanding Bonds	Less: Refunded Bonds	Plus: The Bonds	Total	Bonds Unpaid At Year End	Percent of Principal Retired
2020	\$ 7,230,000.00	\$ -	\$ -	\$ 7,230,000.00	\$ 28,975,000.00	19.97%
2021	7,485,000.00	7,485,000.00	6,710,000.00	6,710,000.00	22,265,000.00	38.50%
2022	7,715,000.00	7,715,000.00	7,055,000.00	7,055,000.00	15,210,000.00	57.99%
2023	7,945,000.00	7,945,000.00	7,415,000.00	7,415,000.00	7,795,000.00	78.47%
2024	8,190,000.00	8,190,000.00	7,795,000.00	7,795,000.00	-	100.00%
Total	\$ 38,565,000.00	\$ 31,335,000.00	\$ 28,975,000.00	\$ 36,205,000.00		

DEBT SERVICE REQUIREMENTS

Fiscal Year Ending 8/31	Outstanding Debt Service	Less: Refunded Bonds	Principal	Plus: The Bonds Interest	Total	Combined Total ⁽¹⁾
2020	\$ 8,314,650.00	\$ 940,050.00	\$ -	\$ 957,784.72	\$ 957,784.72	\$ 8,332,384.72
2021	8,312,775.00	8,312,775.00	6,710,000.00	1,281,000.00	7,991,000.00	7,991,000.00
2022	8,314,775.00	8,314,775.00	7,055,000.00	936,875.00	7,991,875.00	7,991,875.00
2023	8,309,875.00	8,309,875.00	7,415,000.00	575,125.00	7,990,125.00	7,990,125.00
2024	8,312,850.00	8,312,850.00	7,795,000.00	194,875.00	7,989,875.00	7,989,875.00
	\$ 41,564,925.00	\$ 34,190,325.00	\$ 28,975,000.00	\$ 3,945,659.72	\$ 32,920,659.72	\$ 40,295,259.72

(1) Based on its wealth per student, the District does not expect to receive state financial assistance for the payment of debt service for the fiscal year 2019/20. The amount of state financial assistance for debt service, if any, may differ substantially each year depending on a variety of factors, including the amount, if any, appropriated for that purpose by the state legislature and a school district's wealth per student. See "CURRENT PUBLIC SCHOOL FINANCE SYSTEM" in the Official Statement.

TAX ADEQUACY WITH RESPECT TO THE DISTRICT'S BONDS

Projected Maximum Debt Service Requirement ⁽¹⁾	\$ 8,332,384.72
Projected State Financial Assistance for Hold Harmless of Increased Homestead Exemption ⁽²⁾	95,000.00
Projected Net Debt Service Requirement ⁽¹⁾⁽²⁾	\$ 8,237,384.72
 \$0.20979 Tax Rate @ 97% Collections Produces	\$ 8,237,384.72
 2019/20 Net Taxable Valuation	\$ 4,048,000,142

(1) Includes the Bonds and excludes the Refunded Bonds.

(2) The amount of state financial assistance for debt service, if any, may differ substantially each year depending on a variety of factors, including the amount, if any, appropriated for that purpose by the state legislature and a school district's wealth per student. See "CURRENT PUBLIC SCHOOL FINANCE SYSTEM" in the Official Statement.

AUTHORIZED BUT UNISSUED BONDS

The District does not have any authorized but unissued unlimited ad valorem tax bond authorization. The District may also incur other financial obligations payable from its collection of taxes and other sources of revenue, including maintenance tax notes payable from its collection of maintenance taxes, public property finance contractual obligations, delinquent tax notes, and leases for various purposes payable from State appropriations and surplus maintenance taxes.

COMPARATIVE STATEMENT OF GENERAL FUND REVENUES AND EXPENDITURES ⁽¹⁾

	Fiscal Year Ended August 31				
	2014	2015	2016	2017	2018
Beginning Fund Balance	\$ 22,874,604	\$ 23,980,002	\$ 24,455,136	\$ 23,929,565	\$ 24,139,793
Revenues:					
Local and Intermediate Sources	\$ 38,180,815	\$ 39,122,476	\$ 37,415,502	\$ 35,891,672	\$ 36,722,342
State Program Revenues	3,102,286	3,194,416	3,723,538	3,691,651	3,418,770
Federal Sources & Other	183,464	98,280	224,528	348,668	231,934
Total Revenues	\$ 41,466,565	\$ 42,415,172	\$ 41,363,568	\$ 39,931,991	\$ 40,373,046
Expenditures:					
Instruction	\$ 17,736,910	\$ 18,132,084	\$ 18,826,716	\$ 17,834,980	\$ 18,157,646
Instructional Resources & Media Services	337,780	341,565	338,279	335,554	341,271
Curriculum & Instructional Staff Development	41,701	33,351	141,802	37,995	68,392
Instructional Leadership	355,915	379,313	490,819	547,634	409,833
School Leadership	1,988,490	2,088,605	2,046,266	2,041,268	2,023,630
Guidance, Counseling & Evaluation Services	769,609	855,859	809,119	879,797	1,085,202
Social Work Services	36,568	38,960	38,824	35,411	44,451
Health Services	215,474	230,304	222,913	227,010	238,615
Student (Pupil) Transportation	1,064,521	991,483	974,754	960,247	1,029,570
Cocurricular/Extracurricular Activities	1,677,873	1,298,724	1,286,819	1,279,450	1,228,842
General Administration	1,248,074	1,411,523	1,325,347	1,161,148	1,162,065
Plant Maintenance and Operations	4,778,165	5,099,960	5,111,671	4,971,480	4,740,182
Security and Monitoring Services	92,758	120,364	127,563	126,775	158,294
Data Processing Services	502,251	735,362	732,279	716,879	661,970
Community Services	71,890	100,865	74,094	76,716	74,960
Capital Outlay	720,512	366,563	-	151,878	-
Payments to Shared Service Arrangements	8,834,377	9,202,634	8,761,879	7,737,104	7,084,688
Other Intergovernmental Charges	512,004	512,519	579,995	600,438	609,564
Total Expenditures	\$ 40,984,872	\$ 41,940,038	\$ 41,889,139	\$ 39,721,764	\$ 39,119,175
Excess (Deficiency) of Revenues over Expenditures	\$ 481,693	\$ 475,134	\$ (525,571)	\$ 210,227	\$ 1,253,871
Other Resources and (Uses):					
Sale of Real or Personal Property	\$ 623,704	\$ -	\$ -	\$ -	\$ -
Total Other Resources (Uses)	\$ 623,704	\$ -	\$ -	\$ -	\$ -
Excess (Deficiency) of Revenues and Other Sources over Expenditures and Other Uses	\$ 1,105,397	\$ 475,134	\$ (525,571)	\$ 210,227	\$ 1,253,871
Ending Fund Balance ⁽²⁾	\$ 23,980,001	\$ 24,455,136	\$ 23,929,565	\$ 24,139,792	\$ 25,393,664

(1) See "MANAGEMENT'S DISCUSSION AND ANALYSIS" in Appendix D hereto for a discussion of the 2016/17 budget and "CURRENT PUBLIC SCHOOL FINANCE SYSTEM - Possible Effects of Wealth Transfer Provisions on the District's Financial Condition" in the Official Statement.

(2) The District's 2019 Ending General Fund Balance (unaudited) was approximately \$26,000,000.

CHANGE IN NET ASSETS ⁽¹⁾

	Fiscal Year Ended August 31				
	2014	2015	2016	2017	2018
Revenues:					
Program Revenues:					
Charges for Services	\$ 1,208,280	\$ 912,032	\$ 994,138	\$ 985,877	\$ 859,061
Operating Grants and Contributions	7,446,950	6,940,965	7,581,658	8,298,308	8,163,487
General Revenues:					
Property Taxes Levied for General Purposes	37,024,597	38,218,465	35,821,260	34,235,004	35,578,360
Property Taxes Levied for Debt Service	2,749,793	8,811,006	8,923,797	8,586,593	8,689,917
Investment Earnings	76,605	184,414	363,409	559,957	702,773
Grants and Contributions Not Restricted	11,556	-	812,698	344,479	10,851
Miscellaneous	1,592,458	793,578	1,237,134	1,083,505	1,587,000
	<u>\$ 50,110,239</u>	<u>\$ 55,860,460</u>	<u>\$ 55,734,094</u>	<u>\$ 54,093,723</u>	<u>\$ 55,591,449</u>
Expenses:					
Instruction	\$ 20,827,547	\$ 20,751,054	\$ 22,833,075	\$ 21,919,607	\$ 18,630,610
Instruction Resources & Media Services	368,203	368,501	417,268	413,205	395,028
Curriculum & Staff Development	192,408	185,575	363,184	272,621	201,207
Instructional Leadership	455,413	478,328	635,060	735,073	462,874
School Leadership	2,084,806	2,181,534	2,297,263	2,264,556	1,914,921
Guidance, Counseling & Evaluation Services	1,024,722	1,093,612	1,189,922	1,276,218	1,146,871
Social Work Services	41,062	43,683	45,211	40,685	47,720
Health Services	225,441	240,314	245,890	247,170	245,280
Student Transportation	1,186,842	1,151,847	1,184,603	1,163,700	1,204,392
Food Service	2,292,197	2,131,389	1,849,306	2,337,080	2,049,159
Cocurricular/Extracurricular Activities	1,509,406	1,438,802	1,593,145	1,575,550	1,374,247
General Administration	1,295,875	1,487,302	1,426,193	1,257,859	1,066,941
Plant Maintenance & Operations	5,039,246	5,300,159	5,544,321	5,453,174	5,732,854
Security and Monitoring Services	71,880	124,989	139,149	136,822	156,503
Data Processing Services	521,205	753,998	787,691	760,437	665,981
Community Services	116,529	152,103	124,608	168,058	128,568
Debt Service - Interest on Long Term Debt	213,835	2,906,521	1,681,884	1,489,584	1,291,434
Debt Service - Bond Issuance Cost and Fees	280,515	1,000	500	500	500
Capital Outlay	755,356	547,224	725,509	69,238	1,014,900
Payments to Fiscal Agent/Member Districts of SSA	8,834,377	9,202,634	8,761,879	7,737,104	7,084,688
Other Intergovernmental Charges	512,004	512,519	579,995	600,438	609,564
Total Expenditures	<u>\$ 47,848,869</u>	<u>\$ 51,053,088</u>	<u>\$ 52,425,656</u>	<u>\$ 49,918,679</u>	<u>\$ 45,424,242</u>
Change in Net Assets	\$ 2,261,370	\$ 4,807,372	\$ 3,308,438	\$ 4,175,044	\$ 10,167,207
Beginning Net Assets	\$ 56,595,841	\$ 58,857,211	\$ 59,938,803	\$ 63,247,243	\$ 67,422,288
Prior Period Adjustment	\$ -	\$ (3,725,814) ⁽²⁾	\$ -	\$ -	\$ (21,321,865) ⁽³⁾
Ending Net Assets	<u>\$ 58,857,211</u>	<u>\$ 59,938,769</u>	<u>\$ 63,247,241</u>	<u>\$ 67,422,287</u>	<u>\$ 56,267,630</u>

(1) The foregoing information represents government-wide financial information provided in accordance with GASB 34, which the District adopted in the 2002 fiscal year.

(2) In 2015, the District adopted GASB 68 and 71 during 2015, which restated the District's net pension liability.

(3) In 2018, the District adopted GASB Statement No. 75 which required the District to assume their proportionate share of the net OPEB liability of the Texas Public School Retired Employees Group Insurance Program administered by the Teacher Retirement System of Texas.

(this page intentionally left blank)

APPENDIX B

**GENERAL INFORMATION REGARDING THE DISTRICT
AND ITS ECONOMY**

(this page intentionally left blank)

CALHOUN COUNTY INDEPENDENT SCHOOL DISTRICT

General and Economic Information

The Calhoun County Independent School District includes the City of Port Lavaca and other smaller cities within Calhoun County. The City of Port Lavaca is located approximately 27 miles southeast of Victoria and 81 miles north of Corpus Christi. The District's current estimated population is 21,561.

Calhoun County was created in 1846 from Jackson, Matagorda and Victoria Counties. The county is bordered by many bodies of water, including the Gulf of Mexico and Matagorda Island.

Source: Calhoun County ISD and Calhoun County Texas Municipal Report.

Enrollment Statistics

<u>Year Ending 8/31</u>	<u>Enrollment</u>
2007	4,325
2008	4,254
2009	4,244
2010	4,141
2011	4,126
2012	4,132
2013	4,183
2014	4,184
2015	4,116
2016	4,037
2017	3,896
2018	3,856
2019	3,748
Current	3,818

District Staff

Teachers	283
Teachers' Aides & Secretaries	147
Auxiliary Employees	128
Administrators	24
Other	<u>43</u>
	625

Facilities

<u>Campus</u>	<u>Grades</u>	<u>Current Enrollment</u>	<u>Capacity</u>	<u>Year Built</u>	<u>Year of Addition/Renovation</u>
Harrison Jefferson Madison Elementary	EE-5	717	950	1997	NA
Jackson Roosevelt Elementary	PK-5	874	1,400	1958	1963, 1997, 2000, 2010
Port O' Connor Elementary	PK-5	82	150	1936/54	1957, 1963, 1980, 1990, 1999, 2000
Seadrift School	PK-8	277	460	1955	1957, 1963, 2001
Travis Middle School	6-8	771	1,010	1955	1963, 1997, 2000, 2005
Calhoun High School	9-12	1,070	1,360	1968	1980, 2010
Hope High School	9-12	27	50	1954	NA

Principal Employers within the District

<u>Name of Company</u>	<u>Type of Business</u>	<u>Number of Employees</u>
Formosa Plastics Corp. TX	Plastics	1,769
DOW/Union Carbide	Chemical	575
Calhoun County ISD	Public Education	625
Orion	Dredging	430
Port Lavaca Dealership	Aluminum Production	185
Seadrift Coke	Chemical	162
Ineos Nitriles	Petro Chemical	135

Unemployment Rates

	September <u>2017</u>	September <u>2018</u>	September <u>2019</u>
Calhoun County	6.2%	3.6%	3.0%
State of Texas	4.1%	3.7%	3.3%

Source: Texas Workforce Commission.

APPENDIX C

FORM OF LEGAL OPINION OF BOND COUNSEL

(this page intentionally left blank)



Norton Rose Fulbright US LLP
Frost Tower
111 W Houston, Suite 1800
San Antonio, Texas 78205-3792
United States

Tel +1 210 224 5575
Fax +1 210 270 7205
nortonrosefulbright.com

FINAL

IN REGARD to the authorization and issuance of the “Calhoun County Independent School District Unlimited Tax Refunding Bonds, Series 2019” (the *Bonds*), dated November 1, 2019, in the aggregate original principal amount of \$28,975,000, we have reviewed the legality and validity of the issuance thereof by the Calhoun County Independent School District (the *Issuer*). The Bonds are issuable in fully registered form only, in denominations of \$5,000 or any integral multiple thereof. The Bonds have Stated Maturities of February 15 in each of the years 2021 through 2024. The Bonds are not subject to redemption prior to Stated Maturity. Interest on the Bonds accrues from the dates, at the rates, in the manner, and is payable on the dates, all as provided in the order (the *Order*) authorizing the issuance of the Bonds. Capitalized terms used herein without definition shall have the meanings ascribed thereto in the Order.

WE HAVE SERVED AS BOND COUNSEL for the Issuer solely to pass upon the legality and validity of the issuance of the Bonds under the laws of the State of Texas, the defeasance and discharge of the Issuer’s obligations being refunded by the Bonds, and with respect to the exclusion of the interest on the Bonds from the gross income of the owners thereof for federal income tax purposes and for no other purpose. We have not been requested to investigate or verify, and have not independently investigated or verified, any records, data, or other material relating to the financial condition or capabilities of the Issuer. We have not assumed any responsibility with respect to the financial condition or capabilities of the Issuer or the disclosure thereof in connection with the sale of the Bonds. We express no opinion and make no comment with respect to the sufficiency of the security for or the marketability of the Bonds. Our role in connection with the Issuer’s Official Statement prepared for use in connection with the sale of the Bonds has been limited as described therein.

WE HAVE EXAMINED the applicable and pertinent laws of the State of Texas and the United States of America. In rendering the opinions herein we rely upon (1) original or certified copies of the proceedings of the Issuer in connection with the issuance of the Bonds, including the Order, and the Escrow Deposit Letter (the *Escrow Agreement*) between the Issuer and BOKF, NA, Dallas, Texas (the *Escrow Agent*), (2) the certification of SAMCO Capital Markets, Inc. (the *Certificate of Sufficiency*) concerning the sufficiency of the cash and investments deposited with the Escrow Agent; (3) certificates executed by officers of the Issuer relating to the expected use and investment of proceeds of the Bonds and certain other funds of the Issuer, and to certain other facts solely within the knowledge and control of the Issuer; and (4) such other documentation, including an examination of the Bonds executed and delivered initially by the Issuer, and such matters of law as we deem relevant to the matters discussed below. In such examination, we have assumed the authenticity of all documents submitted to us as originals, the conformity to original copies of all documents submitted to us as certified copies, and the accuracy of the statements and information contained in such certificates. We express no

Norton Rose Fulbright US LLP is a limited liability partnership registered under the laws of Texas.

Norton Rose Fulbright US LLP, Norton Rose Fulbright LLP, Norton Rose Fulbright Australia, Norton Rose Fulbright Canada LLP and Norton Rose Fulbright South Africa Inc are separate legal entities and all of them are members of Norton Rose Fulbright Verein, a Swiss verein. Norton Rose Fulbright Verein helps coordinate the activities of the members but does not itself provide legal services to clients. Details of each entity, with certain regulatory information, are available at nortonrosefulbright.com.

Legal Opinion of Norton Rose Fulbright US LLP, San Antonio, Texas, in connection with the authorization and issuance of “CALHOUN COUNTY INDEPENDENT SCHOOL DISTRICT UNLIMITED TAX REFUNDING BONDS, SERIES 2019”

opinion concerning any effect on the following opinions which may result from changes in law effected after the date hereof.

BASED ON OUR EXAMINATION, IT IS OUR OPINION that the Escrow Agreement has been duly authorized, executed, and delivered by the Issuer and, assuming due authorization, execution, and delivery thereof by the Escrow Agent, is a valid and binding obligation, enforceable in accordance with its terms (except to the extent that the enforceability thereof may be affected by bankruptcy, insolvency, reorganization, moratorium, or other similar laws affecting creditors' rights or the exercise of judicial discretion in accordance with general principles of equity), and that the outstanding obligations refunded, discharged, paid, and retired with certain proceeds of the Bonds have been defeased and are regarded as being outstanding only for the purpose of receiving payment from the funds held in trust with the Escrow Agent, pursuant to the Escrow Agreement, the order authorizing their issuance, and in accordance with the provisions of Chapter 1207, as amended, Texas Government Code. In rendering this opinion, we have relied upon the Certificate of Sufficiency concerning the sufficiency of cash and investments deposited with the Escrow Agent pursuant to the Escrow Agreement for the purposes of paying the outstanding obligations refunded and to be retired with the proceeds of the Bonds and the interest thereon.

BASED ON OUR EXAMINATION, IT IS FURTHER OUR OPINION that the Bonds have been duly authorized and issued in conformity with the laws of the State of Texas now in force and that the Bonds are valid and legally binding obligations of the Issuer enforceable in accordance with the terms and conditions described therein, except to the extent that the enforceability thereof may be affected by bankruptcy, insolvency, reorganization, moratorium, or other similar laws affecting creditors' rights or the exercise of judicial discretion in accordance with general principles of equity. The Bonds are payable from the proceeds of an ad valorem tax levied, without legal limit as to rate or amount, upon all taxable property in the Issuer.

BASED ON OUR EXAMINATION, IT IS FURTHER OUR OPINION that, assuming continuing compliance after the date hereof by the Issuer with the provisions of the Order and in reliance upon the Certificate of Sufficiency concerning the sufficiency of the cash and investments deposited with the Escrow Agent pursuant to the Escrow Agreement and upon the representations and certifications of the Issuer made in a certificate of even date herewith pertaining to the use, expenditure, and investment of the proceeds of the Bonds, under existing statutes, regulations, published rulings, and court decisions (1) interest on the Bonds will be excludable from the gross income, as defined in section 61 of the Internal Revenue Code of 1986, as amended to the date hereof (the *Code*), of the owners thereof for federal income tax purposes, pursuant to section 103 of the Code, and (2) interest on the Bonds will not be included in computing the alternative minimum taxable income of the owners thereof.

WE EXPRESS NO OTHER OPINION with respect to any other federal, state, or local tax consequences under present law or any proposed legislation resulting from the receipt or accrual of interest on, or the acquisition or disposition of, the Bonds. Ownership of tax exempt obligations such as the Bonds may result in collateral federal tax consequences to, among others, financial institutions, life insurance companies, property and casualty insurance companies, certain foreign corporations doing business in the United States, S corporations with

Legal Opinion of Norton Rose Fulbright US LLP, San Antonio, Texas, in connection with the authorization and issuance of “CALHOUN COUNTY INDEPENDENT SCHOOL DISTRICT UNLIMITED TAX REFUNDING BONDS, SERIES 2019”

subchapter C earnings and profits, owners of an interest in a financial asset securitization investment trust, individual recipients of Social Security or Railroad Retirement Benefits, individuals otherwise qualifying for the earned income credit, and taxpayers who may be deemed to have incurred or continued indebtedness to purchase or carry, or who have paid or incurred certain expenses allocable to, tax exempt obligations.

OUR OPINIONS ARE BASED on existing law, which is subject to change. Such opinions are further based on our knowledge of facts as of the date hereof. We assume no duty to update or supplement our opinions to reflect any facts or circumstances that may thereafter come to our attention or to reflect any changes in any law that may thereafter occur or become effective. Moreover, our opinions are not a guarantee of result and are not binding on the Internal Revenue Service; rather, such opinions represent our legal judgment based upon our review of existing law that we deem relevant to such opinions and in reliance upon the representations and covenants referenced above.

Norton Rose Fulbright US LLP

(this page intentionally left blank)

APPENDIX D

**AUDITED FINANCIAL REPORT
FISCAL YEAR ENDED AUGUST 31, 2018**

(this page intentionally left blank)

**CALHOUN COUNTY
INDEPENDENT
SCHOOL DISTRICT**

Annual Financial Report

For The Year Ended August 31, 2018



GOWLAND, STREALLY, MORALES & COMPANY, PLLC

Certified Public Accountants

Calhoun County Independent School District
Annual Financial Report
For The Year Ended August 31, 2018

TABLE OF CONTENTS

	Page	Exhibit
INTRODUCTORY SECTION		
Certificate of Board.....	1	
FINANCIAL SECTION		
Independent Auditor's Report.....	2	
Management's Discussion and Analysis (Required Supplementary Information).....	5	
<u>Basic Financial Statements</u>		
Government-wide Financial Statements:		
Statement of Net Position.....	13	A-1
Statement of Activities.....	14	B-1
Fund Financial Statements:		
Balance Sheet - Governmental Funds.....	15	C-1
Reconciliation of the Governmental Funds		
Balance Sheet to the Statement of Net Position.....	17	C-1R
Statement of Revenues, Expenditures, and Changes in		
Fund Balances - Governmental Funds.....	18	C-2
Reconciliation of the Statement of Revenues, Expenditures, and Changes in		
Fund Balances of Governmental Funds to the Statement of Activities.....	20	C-3
Statement of Net Position - Internal Service Fund.....	21	D-1
Statement of Revenues, Expenses, and Changes in		
Fund Net Position - Internal Service Fund.....	22	D-2
Statement of Cash Flows - Proprietary Funds.....	23	D-3
Statement of Fiduciary Net Position - Fiduciary Funds.....	24	E-1
Statement of Changes in Fiduciary Net Position - Fiduciary Funds.....	25	E-2
Notes to the Financial Statements	26	
<u>Required Supplementary Information</u>		
Budgetary Comparison Schedules:		
General Fund.....	48	G-1
Schedule of the District's Proportionate Share of the		
Net Pension Liability - Teacher Retirement System Of Texas.....	49	G-2
Schedule of District's Contributions - Teacher Retirement System Of Texas.....	50	G-3
Schedule of the District's Proportionate Share of the		
Net OPEB Liability - OPEB Plan.....	51	G-4
Schedule of District's Contributions - OPEB Plan.....	52	G-5
Notes to Required Supplementary Information.....	53	

Calhoun County Independent School District
Annual Financial Report
For The Year Ended August 31, 2018

TABLE OF CONTENTS

	Page	Exhibit
<u>Combining Statements and Budgetary Comparison Schedules as Supplementary Information:</u>		
Special Revenue Funds:		
Combining Balance Sheet - Nonmajor Special Revenue Funds.....	54	H-1
Combining Statement of Revenues, Expenditures and Changes in Fund Balances - Nonmajor Special Revenue Funds.....	57	H-2
Capital Projects Funds:		
Budgetary Comparison Schedule:		
Capital Projects Fund.....	61	H-3
OTHER SUPPLEMENTARY INFORMATION SECTION		
Schedule of Delinquent Taxes Receivable.....	62	J-1
Budgetary Comparison Schedules Required by the Texas Education Agency:		
National School Breakfast and Lunch Program.....	64	J-2
Debt Service Fund.....	65	J-3
Report on Internal Control over Financial Reporting and on Compliance and Other Matters Based on an Audit of Financial Statements Performed in Accordance with <i>Government Auditing Standards</i>	66	
Report on Compliance for Each Major Program and on Internal Control over Compliance Required by Title 2 CFR Part 200 (Uniform Guidance).....	68	
Schedule of Findings and Questioned Costs	70	
Summary Schedule of Prior Audit Findings.....	71	
Corrective Action Plan.....	72	
Schedule of Expenditures of Federal Awards	73	K-1
Notes to the Schedule of Expenditures of Federal Awards.....	74	
Schedule of Required Responses to Selected School First Indicators.....	75	K-2

Introductory Section

CERTIFICATE OF BOARD

Calhoun County Independent School District
Name of School District

Calhoun
County

029-901
Co.-Dist. Number

We, the undersigned, certify that the attached annual financial reports of the above named school district were reviewed and (check one) approved disapproved for the year ended August 31, 2018, at a meeting of the board of trustees of such school district on the 10th day of December, 2018.




Signature of Board Secretary



Signature of Board President

If the board of trustees disapproved of the auditor's report, the reason(s) for disapproving it is (are):
(attach list as necessary)



Financial Section



GOWLAND, STREALLY, MORALES & COMPANY, PLLC

Certified Public Accountants

5934 S. Staples St. Ste. 201
Corpus Christi, TX 78413
Telephone: (361) 993-1000
Fax: (361) 991-2880

Independent Auditor's Report

To the Board of Trustees
Calhoun County Independent School District
525 N. Commerce
Port Lavaca, Texas 77979

Report on the Financial Statements

We have audited the accompanying financial statements of the governmental activities, each major fund, and the aggregate remaining fund information of the Calhoun County Independent School District ("the District") as of and for the year ended August 31, 2018, and the related notes to the financial statements, which collectively comprise the District's basic financial statements as listed in the table of contents.

Management's Responsibility for the Financial Statements

Management is responsible for the preparation and fair presentation of these financial statements in accordance with accounting principles generally accepted in the United States of America; this includes the design, implementation, and maintenance of internal control relevant to the preparation and fair presentation of financial statements that are free from material misstatement, whether due to fraud or error.

Auditor's Responsibility

Our responsibility is to express opinions on these financial statements based on our audit. We conducted our audit in accordance with auditing standards generally accepted in the United States of America and the standards applicable to financial audits contained in *Government Auditing Standards*, issued by the Comptroller General of the United States. Those standards require that we plan and perform the audit to obtain reasonable assurance about whether the financial statements are free from material misstatement.

An audit involves performing procedures to obtain audit evidence about the amounts and disclosures in the financial statements. The procedures selected depend on the auditor's judgment, including the assessment of the risks of material misstatement of the financial statements, whether due to fraud or error. In making those risk assessments, the auditor considers internal control relevant to the District's preparation and fair presentation of the financial statements in order to design audit procedures that are appropriate in the circumstances, but not for the purpose of expressing an opinion on the effectiveness of the District's internal control. Accordingly, we express no such opinion. An audit also includes evaluating the appropriateness of accounting policies used and the reasonableness of significant accounting estimates made by management, as well as evaluating the overall presentation of the financial statements.

We believe that the audit evidence we have obtained is sufficient and appropriate to provide a basis for our audit opinions.

Opinions

In our opinion, the financial statements referred to above present fairly, in all material respects, the respective financial position of the governmental activities, each major fund, and the aggregate remaining fund information of Calhoun County Independent School District as of August 31, 2018, and the respective changes in financial position, and, where applicable, cash flows thereof for the year then ended in accordance with accounting principles generally accepted in the United States of America.

Emphasis of Matter

Change in Accounting Principle

As described in Note A to the financial statements, in 2018, Calhoun County Independent School District adopted new accounting guidance, Governmental Accounting Standards Board Statement No. 75, *Accounting and Financial Reporting for Postemployment Benefits Other than Pensions*. Our opinion is not modified with respect to this matter.

Other Matters

Required Supplementary Information

Accounting principles generally accepted in the United States of America require that the Management's Discussion and Analysis, and budgetary comparison information and schedule of the District's proportionate share of the net pension liability and schedule of District pension contributions, and schedule of the District's proportionate share of the net OPEB liability and schedule of District OPEB contributions identified as Required Supplementary Information in the table of contents be presented to supplement the basic financial statements. Such information, although not a part of the basic financial statements, is required by the Governmental Accounting Standards Board, who considers it to be an essential part of financial reporting for placing the basic financial statements in an appropriate operational, economic, or historical context. We have applied certain limited procedures to the required supplementary information in accordance with auditing standards generally accepted in the United States of America, which consisted of inquiries of management about the methods of preparing the information and comparing the information for consistency with management's responses to our inquiries, the basic financial statements, and other knowledge we obtained during our audit of the basic financial statements. We do not express an opinion or provide any assurance on the information because the limited procedures do not provide us with sufficient evidence to express an opinion or provide any assurance.

Other Information

Our audit was conducted for the purpose of forming opinions on the financial statements that collectively comprise the Calhoun County Independent School District's basic financial statements. The introductory section and combining and individual nonmajor fund financial statements are presented for purposes of additional analysis and are not required parts of the basic financial statements. The schedule of expenditures of federal awards is presented for purposes of additional analysis as required by Title 2 U.S. *Code of Federal Regulations Part 200, Uniform Administrative Requirements, Cost Principles, and Audit Requirements for Federal Awards*, and is also not a required part of the basic financial statements. The accompanying other supplementary information is presented for purposes of additional analysis and is also not a required part of the basic financial statements.

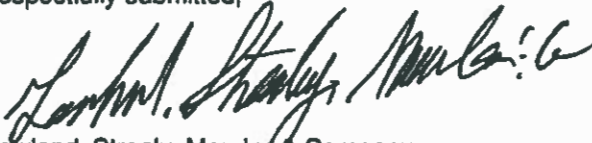
The combining and individual nonmajor fund financial statements and other supplementary information and the schedule of expenditures of federal awards are the responsibility of management and were derived from and relate directly to the underlying accounting and other records used to prepare the basic financial statements. Such information has been subjected to the auditing procedures applied in the audit of the basic financial statements and certain additional procedures, including comparing and reconciling such information directly to the underlying accounting and other records used to prepare the basic financial statements or to the basic financial statements themselves, and other additional procedures in accordance with auditing standards generally accepted in the United States of America. In our opinion, the combining and individual nonmajor fund financial statements and other supplementary information and the schedule of expenditures of federal awards are fairly stated in all material respects in relation to the basic financial statements as a whole.

The introductory section has not been subjected to the auditing procedures applied in the audit of the basic financial statements and, accordingly, we do not express an opinion or provide any assurance on it.

Other Reporting Required by *Government Auditing Standards*

In accordance with *Government Auditing Standards*, we have also issued our report dated November 16, 2018 on our consideration of Calhoun County Independent School District's internal control over financial reporting and on our tests of its compliance with certain provisions of laws, regulations, contracts, and grant agreements and other matters. The purpose of that report is solely to describe the scope of our testing of internal control over financial reporting and compliance and the results of that testing, and not to provide an opinion on the effectiveness of the District's internal control over financial reporting or on compliance. That report is an integral part of an audit performed in accordance with *Government Auditing Standards* in considering Calhoun County Independent School District's internal control over financial reporting and compliance.

Respectfully submitted,



Gowland, Streatly, Morales & Company

Corpus Christi, Texas
November 16, 2018

MANAGEMENT'S DISCUSSION AND ANALYSIS

This section of Calhoun County Independent School District's annual financial report presents our discussion and analysis of the District's financial performance during the fiscal year ended August 31, 2018. Please read it in conjunction with the District's financial statements, which follow this section.

FINANCIAL HIGHLIGHTS

- The District's total combined net position was \$56,267,630 at August 31, 2018. Of this amount \$3,036,586 may be used to meet the District's needs.
- As of the close of the current fiscal year, the District's general fund reported combined ending fund balance of \$25,393,664. Approximately 37.92 percent of this total, \$9,628,268, is available for spending at the government's discretion (unassigned).
- The total cost of the District's programs changed considerably from last year due to the increase in tax revenue and increase in bond projects. The decrease in recapture was due to the increase in the change in weighted ADA, decrease in enrollment and decrease in property values.
- The general fund reported a fund balance this year of \$25,393,664, or 65% of the total General Fund expenditures.
- The District did not issue any bonds in 2018.

OVERVIEW OF THE FINANCIAL STATEMENTS

This annual report consists of three parts—*management's discussion and analysis* (this section), the *basic financial statements*, and *required supplementary information*. The basic financial statements include two kinds of statements that present different views of the District:

- The first two statements are *government-wide financial statements* that provide both *long-term* and *short-term* information about the District's overall financial status.
- The remaining statements are *fund financial statements* that focus on *individual parts* of the government, reporting the District's operations in more detail than the government-wide statements.
- *The governmental funds* statements tell how *general government* services were financed in the *short term* as well as what remains for future spending.
- We use *internal service funds* to report activities that provide supplies and services for the District's other programs and activities, such as the District's self-insurance programs and stock.
- *Fiduciary fund* statements provide information about the financial relationships in which the District acts solely as a *trustee* or *agent* for the benefit of others, to whom the resources in question belong.

The financial statements also include notes that explain some of the information in the financial statements and provide more detailed data. The statements are followed by a section of *required supplementary information* that further explains and supports the information in the financial statements. Figure A-1 shows how the required parts of this annual report are arranged and related to one another.

Figure A-1F, Required Components of the District's Annual Financial Report

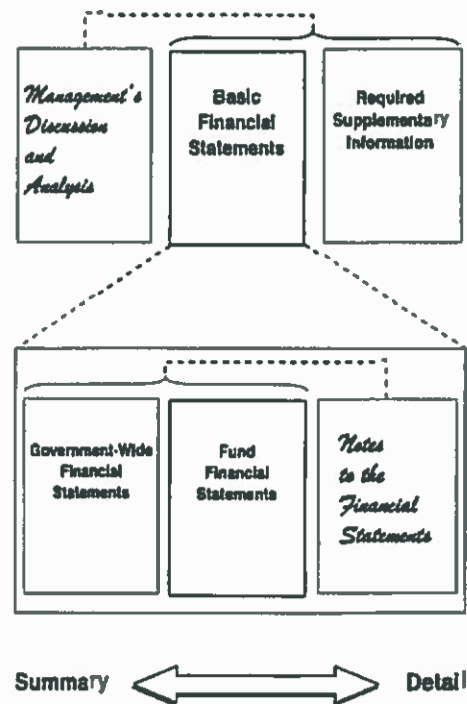


Figure A-2. Major Features of the District's Government-wide and Fund Financial Statements

Type of Statement	Fund Statements			
	Government-wide	Governmental Funds	Proprietary Funds	Fiduciary Funds
Scope	Entire Agency's government (except fiduciary funds) and the Agency's component units	The activities of the district that are not proprietary or fiduciary	Activities the district operates similar to private business: milk, insurance	Instances in which the district is the trustee or agent for someone else's resources
Required financial statements	• Statement of net position • Statement of activities	• Statement of revenues, expenditures & changes in fund balances	• Statement of revenues, expenses and changes in fund net assets • Statement of cash flows	• Statement of fiduciary net assets • Statement of changes in fiduciary net assets
Accounting basis and measurement	Accrual accounting and economic resources focus	Modified accrual accounting and current financial resources focus	Accrual accounting and economic resources focus	Accrual accounting and economic resources focus
Type of information	All assets and liabilities, both financial and capital, short-term and long-term	Only assets expected to be used up and liabilities that become due during the year if it needs to maintain an equal ratio of debt to capital assets or debt	All assets and liabilities, both financial and capital, and short-term and long-term	All assets and liabilities, both short-term and long-term; the Agency's fund policies currently contain capital assets, although they are
Type of inflow/outflow information	All revenues and expenses during year, regardless of when cash is received or paid	Revenues for which cash is received during or soon after the end of the year; or expenditures when goods or services have been received and payment is due during the year or soon thereafter	All revenues and expenses during year, regardless of when cash is received or paid	All revenues and expenses during year, regardless of when cash is received or paid

Figure A-2 summarizes the major features of the District's financial statements, including the portion of the District government they cover and the types of information they contain. The remainder of this overview section of management's discussion and analysis explains the structure and contents of each of the statements.

Government-wide Statements

The government-wide statements report information about the District as a whole using accounting methods similar to those used by private-sector companies. The statement of net assets includes all of the government's assets and liabilities. All of the current year's revenues and expenses are accounted for in the statement of activities regardless of when cash is received or paid.

The two government-wide statements report the District's net assets and how they have changed. Net assets—the difference between the District's assets and liabilities—is one way to measure the District's financial health or position.

- Over time, increases or decreases in the District's net assets are an indicator of whether its financial health is improving or deteriorating, respectively.
- To assess the overall health of the District, you need to consider additional nonfinancial factors such as changes in the District's tax base.

The government-wide financial statements of the District include the *Governmental activities*. Most of the District's basic services are included here, such as instruction, extracurricular activities, curriculum and staff development, health services, and general administration. Property taxes and grants finance most of these activities.

Fund Financial Statements

The fund financial statements provide more detailed information about the District's most significant *funds*—not the District as a whole. Funds are accounting devices that the District uses to keep track of specific sources of funding and spending for particular purposes.

- Some funds are required by State law and by bond covenants.
- The Board of Trustees establishes other funds to control and manage money for particular purposes or to show that it is properly using certain taxes and grants.

The District has three kinds of funds:

- *Governmental funds*—Most of the District's basic services are included in governmental funds, which focus on (1) how *cash and other financial assets* that can readily be converted to cash flow in and out and (2) the balances left at year-end that are available for spending. Consequently, the governmental fund statements provide a detailed *short-term* view that helps you determine whether there are more or fewer financial resources that can be spent in the near future to finance the District's programs. Because this information does not encompass the additional long-term focus of the government-wide statements, we provide additional information at the bottom of the governmental funds statement, or on the subsequent page, that explain the relationship (or differences) between them.

- We use *internal service funds* to report activities that provide supplies and services for the District's other programs and activities.
- *Fiduciary funds*—The District is the trustee, or *fiduciary*, for certain funds. It is also responsible for other assets that—because of a trust arrangement—can be used only for the trust beneficiaries. The District is responsible for ensuring that the assets reported in these funds are used for their intended purposes. All of the District's fiduciary activities are reported in a separate statement of fiduciary net assets and a statement of changes in fiduciary net assets. We exclude these activities from the District's government-wide financial statements because the District cannot use these assets to finance its operations.

FINANCIAL ANALYSIS OF THE DISTRICT AS A WHOLE

Net position

The District's combined net position was approximately \$56,267,630 at August 31, 2018. (See Table A-1).

Unrestricted net position reflects a significant decrease created by a prior period adjustment resulting from the implementation of GASB 75 in the current fiscal year for OPEB. The decrease is primarily due to reporting the District's proportionate share of the net OPEB liability. The total district liability is reported in the governmental activities; however, the actual liability does not require the use of current resources at the fund level, which results in a timing difference since the TRS-Care plan is funded on a pay-as-you-go basis. The District has made all contractually required contributions as noted in the required supplementary information and has sufficient fund balance to meet the District's ongoing obligations to students and creditors.

Table A-1
The District's Net Assets

	Governmental Activities		Total Change
	2018	2017	2018-2017
Assets:			
Current and Other Assets	\$ 38,282,474	\$ 51,716,787	\$ (13,434,313)
Capital and Non-Current	89,556,369	80,486,126	9,070,243
Total Assets	<u>127,838,843</u>	<u>132,202,913</u>	<u>(4,364,070)</u>
Deferred Outflows Related to Pensions	<u>1,714,224</u>	<u>2,207,491</u>	<u>(493,267)</u>
Current Liabilities	2,587,754	5,932,235	(3,344,481)
Noncurrent Liabilities	47,477,989	54,514,348	(7,036,359)
Net Pension Liability	4,916,431	6,096,132	(1,179,701)
Net OPEB Liability	12,159,646		12,159,646
Total Liabilities	<u>67,141,820</u>	<u>66,542,715</u>	<u>599,105</u>
Deferred Inflows Related to Pensions and OPEB	6,143,617	445,402	5,698,215
Net Position			
Net Assets Invested in Capital			
Assets net of related debt	49,030,559	49,806,801	(776,042)
Restricted	4,200,485	3,295,720	904,765
Unrestricted	3,036,586	14,319,966	(11,283,380)
Total Net Position	<u>\$ 56,267,630</u>	<u>\$ 67,422,287</u>	<u>\$ (11,154,657)</u>

Changes in net position The District's total revenues were \$55,591,449. A significant portion, 80%, of the District's revenue comes from taxes.

The total cost of all programs and services was \$45,424,242; 48% of these costs are for direct student services, which include: instruction; instructional resources; guidance and counseling; social services; health services and co-curricular activities.

Governmental Activities

For the year ending August 31, 2018, the Board of Trustees adopted a Maintenance & Operating tax rate of \$1.0401 and an Interest & Sinking tax rate of \$0.2535 cents.

Property values increased approximately \$63 million, which generated approximately \$14 million increase in revenue from property taxes. CCISD is considered a property wealthy district and is required to equalize property values to \$514,000 per weighted average daily attendance (WADA). Approximately 20% of CCISD's tax revenue is used to purchase WADA from the Texas Education Agency and/or property poor districts. This cost the taxpayers of Calhoun County \$7.08 million in 2017-2018, a decrease 652,000 over 2016-2017.

Implementation of GASB 75 was effective at the beginning of the 2018 fiscal year. Changes for revenues and expenses prior to the implementation have not been calculated and are not available for comparison. Fiscal year 2018 beginning net position has been restated.

The decrease in functional expenses is primarily due to adjustments to functional expenses to record the State's negative on-behalf contributions for OPEB in conjunction with the implementation of GASB 75.

**Table A-2
Changes in the District's Net Assets**

	Governmental Activities		Total Change
	2018	2017	2018-2017
Program Revenues:			
Charges for Services	\$ 859,061	\$ 985,877	\$ (126,816)
Operating Grants and Contributions	8,163,487	8,298,308	(134,821)
General Revenues			
Property Taxes	44,268,277	42,821,597	1,446,680
State Aid – Formula	10,851	344,479	(333,628)
Investment Earnings	702,773	559,957	142,816
Other	<u>1,587,000</u>	<u>1,083,505</u>	<u>503,495</u>
Total Revenues	<u>55,591,449</u>	<u>54,093,723</u>	<u>1,497,726</u>
Instruction	18,630,610	21,919,607	(3,288,997)
Instructional Resources and Media Services	395,028	413,205	(18,177)
Curriculum Dev. And Instructional Staff Dev.	201,207	272,621	(71,414)
Instructional Leadership	462,874	735,073	(272,199)
School Leadership	1,914,921	2,264,556	(349,635)
Guidance, Counseling and Evaluation Services	1,146,871	1,276,218	(129,347)
Social Work Services	47,720	40,885	7,035
Health Services	245,280	247,170	(1,890)
Student (Pupil) Transportation	1,204,392	1,163,700	40,692
Food Services	2,049,159	2,337,080	(287,921)
Curricular/Extracurricular Activities	1,374,247	1,575,550	(201,303)
General Administration	1,066,941	1,257,859	(190,918)
Plant Maintenance & Oper.	5,732,854	5,453,174	279,680
Security & Monitoring Svcs.	156,503	136,822	19,681
Data Processing Services	665,981	760,437	(94,456)
Community Services	128,588	168,058	(39,490)
Debt Service	1,291,934	1,490,084	(198,150)
Capital Outlay	1,014,900	69,238	945,662
Contracted Instructional Service between Schools	7,084,888	7,737,104	(652,416)
Other Intergovernmental charges	<u>609,564</u>	<u>600,438</u>	<u>9,126</u>
Total Expenses	<u>45,424,242</u>	<u>49,918,679</u>	<u>(4,494,437)</u>
Changes in Net Position	10,167,207	4,175,044	5,992,163
Net Position Beginning	67,422,288	63,247,244	4,175,044
Prior Period Adjustment	(21,321,865)	-	(21,321,865)
Net Position Beginning , as	46,100,423	63,247,244	(17,146,821)
Ending Net Assets	<u>\$ 56,267,630</u>	<u>\$ 67,422,288</u>	<u>\$ (11,154,658)</u>

Table A-3 presents the cost of each of the District's largest functions.

- The cost of all *governmental* activities this year was \$45,424,242.
- However, the amount that our taxpayers paid for these activities through property taxes was \$44,268,277.
- Some of the cost was paid by those who directly benefited from the programs; \$859,061 or
- By operating grants and contributions \$8,163,487.

Table A-3
Net Cost of Selected District Functions
(in actual dollars)

	Total Cost of Services		% Change	Net Cost of Services		% Change
	2018	2017		2018	2017	
Instruction	\$ 18,630,610	\$ 21,919,607	-17.65%	\$ 15,608,656	\$ 18,062,905	-15.72%
School Leadership	1,914,921	2,264,556	-18.26%	1,769,249	2,035,869	-15.07%
Food Services	2,049,159	2,337,080	-14.05%	314,177	292,406	6.93%
Plant Maintenance & Operations	5,732,854	5,453,174	4.88%	5,364,740	4,944,196	7.84%
Contracted Instructional Services	7,084,688	7,737,104	-9.21%	6,619,287	6,933,697	-4.75%

FINANCIAL ANALYSIS OF THE DISTRICT'S FUNDS

Revenues from governmental fund types totaled \$55,127,627, an increase of 2.1% over the preceding year of \$54,001,714. The increase in revenue from local and intermediate sources was primarily due to slightly higher property values and 313 agreement payments.

General Fund Budgetary Highlights

All revenue sources exceeded final budget by \$683,903. Over the course of the year, the District revised its budget. Even with these adjustments, actual expenditures were \$1,005,673 below final budget amounts. Areas that were significantly less than budget were Instruction, Instruction and School leadership, Extracurricular and General Administration. During 2017-2018 the amount increased for Contracted Instructional Services between Public Schools as C.C.I.S.D. had a decrease in enrollment. Our CCISD staff once again played a large part in reducing costs for this year so that the district could still serve our students even with reduced state funding and staff.

The culmination of the above mentioned events resulted in an increase in fund balance of \$1,253,871.

CAPITAL ASSETS AND DEBT ADMINISTRATION

Capital Assets

At the end of 2018, the District had invested a net \$89,556,369 in a broad range of capital assets, including land, equipment, buildings, and vehicles. (See Table A-4.) This amount represents a net increase (including additions, construction in progress, depreciation and adjustments) of \$9,070,243.

Table A-4
District's Capital Assets

	Governmental Activities		Change 2018-2017
	2018	2017	
Land	\$ 6,258,699	\$ 6,088,777	\$ 169,922
Construction in Progress	39,908,503	28,908,615	10,999,888
Buildings and improvements	82,990,984	82,281,115	709,869
Furniture and Equipment	7,585,033	7,664,730	(79,697)
Totals at historical cost	<u>136,743,219</u>	<u>124,943,237</u>	<u>11,799,982</u>
Total accumulated depreciation	<u>47,186,850</u>	<u>44,457,111</u>	<u>2,729,739</u>
Net capital assets	<u>\$ 89,556,369</u>	<u>\$ 80,486,126</u>	<u>\$ 9,070,243</u>

More detailed information about the District's capital assets is presented in Note 1 to the financial statements.

Long Term Debt

At year-end the District had \$52,215,000 bonds outstanding as shown in Table A-5. More detailed information about the District's debt is presented in the Notes to the Financial Statements.

	Governmental Activities	
	2018	2017
Premium	\$ 1,897,145	\$ 2,213,335
IBNR	70,844	86,012
Bonds payable	45,510,000	52,215,000
Pension Payable	4,916,431	6,096,132
OPEB Liability	12,159,646	
Total Long Term Debt	<u>\$ 64,554,066</u>	<u>\$ 60,610,479</u>

Net Pension Liability

The District implemented GASB Statement No. 68 during the year ended August 31, 2015. A prior period adjustment of \$3,725,814 was required to record the beginning balance of the pension liability for the year ended August 31, 2014. Statement No. 68 establishes standards of accounting and financial reporting, but not funding or budgetary standards, for defined benefit pensions and defined contribution pensions provided to the employees of state and local government employers through pension plans that are administered through trusts or equivalent arrangements criteria detailed above in the description of Statement No. 67. This Statement replaces the requirements of Statement No. 27, Accounting for Pensions by State and Local Governmental Employers, as well as the requirements of Statement No. 50, Pension Disclosures, as they relate to pensions that are provided through pension plans within the scope of the Statement.

The requirements of Statement No. 68 apply to the financial statements of all state and local governmental employers whose employees are provided with pensions through pension plans that are administered through trusts or equivalent arrangements as described above, and to the financial statements of state and local governmental nonemployer contributing entities that have a legal obligation to make contributions directly to such pension plans. This Statement establishes standards for measuring and recognizing liabilities, deferred outflows of resources, and deferred inflows of resources, and expense/expenditures related to pensions. Note disclosure and RSI requirements about pensions also are addressed. For defined benefit pension plans, this Statement identifies the methods and assumptions that should be used to project benefit payments, discount projected benefit payments to their actuarial present value, and attribute that present value to periods of employee service.

The adoption of Statement No. 68 has no impact on the District's governmental fund financial statements, which continue to report expenditures in the contribution amount determined legislatively for the TRS plan. The calculation of pension contributions is unaffected by the change. However, the adoption has resulted in the restatement of the District's beginning net position for the fiscal year 2014 government-wide financial statements to reflect the reporting of net pension liability and deferred inflows of resources and deferred outflows of resources for its qualified pension plan and the recognition of pension expense in accordance with the provisions of the Statement.

Other Post-Employment Benefit Plans (OPEB)

The District implemented GASB Statement No. 75 during the year ended August 31, 2018. A prior period adjustment of \$21,321,865 was required to record the beginning balance of the pension liability for the year ended August 31, 2017. The district participates in the Texas Public School Retired Employees Group Insurance Program (TRS-Care). It is a multiple-employer, cost-sharing defined Other Post-Employment Benefits (OPEB) plan that has a special funding situation. The plan is administered through a trust by the Teacher Retirement System of Texas (TRS) Board of Trustees. It is established and administered in accordance with the Texas Insurance Code, Chapter 1575

The adoption of Statement No. 75 has no impact on the District's governmental fund financial statements, which continue to report expenditures in the contribution amount determined legislatively for the TRS plan. The calculation of health insurance is unaffected by the change. However, the adoption has resulted in reporting in the government-wide financial statements to reflect the net OPEB liability and deferred inflows of resources and deferred outflows of resources for its qualified plan and the recognition of expense in accordance with the provisions of the Statement.

ECONOMIC FACTORS AND NEXT YEAR'S BUDGETS AND RATES

Our budget for 2018-19 is \$44,043,049 in revenue and \$42,303,280 in expenditures for Maintenance & Operation, \$2,469,318, for Food Service, and \$8,869,974 for Interest & Sinking. The tax rate is \$1.0401 for Maintenance & Operation and \$.2535 for Interest & Sinking, for a total of \$1.2936. The increase in revenue from 2017-2018 is due to chapter 313 agreement payments. Two step salary increases and an increase to the teacher salary scale was included for all CCISD personnel during the budget process.

CONTACTING THE DISTRICT'S FINANCIAL MANAGEMENT

This financial report is designed to provide our citizens, taxpayers, customers, and investors and creditors with a general overview of the District's finances and to demonstrate the District's accountability for the money it receives. If you have questions about this report or need additional financial information, contact the District's Assistant Superintendent for Finance.

Basic Financial Statements

CALHOUN COUNTY INDEPENDENT SCHOOL DISTRICT
STATEMENT OF NET POSITION
AUGUST 31, 2018

Data Control Codes	1	Governmental Activities
ASSETS:		
1110	<i>Cash and Cash Equivalents</i>	\$ 18,067,718
1120	<i>Current Investments</i>	18,475,638
1225	<i>Property Taxes Receivable (Net)</i>	891,022
1240	<i>Due from Other Governments</i>	405,581
1290	<i>Other Receivables (Net)</i>	324,572
1300	<i>Inventories</i>	117,943
Capital Assets:		
1510	<i>Land</i>	6,258,699
1520	<i>Buildings and Improvements, Net</i>	41,023,514
1530	<i>Furniture and Equipment, Net</i>	2,365,653
1580	<i>Construction in Progress</i>	39,908,503
1000	Total Assets	<u>127,838,843</u>
DEFERRED OUTFLOWS OF RESOURCES:		
	<i>Deferred Outflow Related to Pensions</i>	1,520,844
	<i>Deferred Outflow Related to OPEB</i>	193,380
1700	Total Deferred Outflows of Resources	<u>1,714,224</u>
LIABILITIES:		
2110	<i>Accounts Payable</i>	327,776
2165	<i>Accrued Liabilities</i>	1,719,264
2180	<i>Due to Other Governments</i>	281,474
2300	<i>Unearned Revenue</i>	259,240
Noncurrent Liabilities:		
2501	<i>Due Within One Year</i>	6,945,000
2502	<i>Due in More Than One Year</i>	40,532,989
2540	<i>Net Pension Liability</i>	4,916,431
2545	<i>Net OPEB Liability</i>	12,159,646
2000	Total Liabilities	<u>67,141,820</u>
DEFERRED INFLOWS OF RESOURCES:		
	<i>Deferred Inflow Related to Pensions</i>	1,057,214
	<i>Deferred Inflow Related to OPEB</i>	5,086,403
2600	Total Deferred Inflows of Resources	<u>6,143,617</u>
NET POSITION:		
3200	Net Investment in Capital Assets	49,030,559
Restricted For:		
3820	<i>Federal and State Programs</i>	567,698
3850	<i>Debt Service</i>	3,255,820
3870	<i>Campus Activities</i>	376,967
3900	<i>Unrestricted</i>	3,036,586
3000	Total Net Position	<u>\$ 56,267,630</u>

The accompanying notes are an integral part of this statement.

CALHOUN COUNTY INDEPENDENT SCHOOL DISTRICT

STATEMENT OF ACTIVITIES

FOR THE YEAR ENDED AUGUST 31, 2018

Data Control Codes	Functions/Programs	1 Expenses	3 Program Revenues		4 Operating Grants and Contributions	Net (Expense) Revenue and Changes in Net Position
			Charges for Services	Governmental Activities		
	Governmental Activities:					
11	<i>Instruction</i>	\$ 18,630,610	\$ 95,071	\$ 2,926,883	\$ (15,608,656)	
12	<i>Instructional Resources and Media Services</i>	395,028	55,488	22,144	(317,396)	
13	<i>Curriculum and Staff Development</i>	201,207	5,221	144,587	(51,399)	
21	<i>Instructional Leadership</i>	462,874	473	138,508	(323,893)	
23	<i>School Leadership</i>	1,914,921	12,120	133,552	(1,769,249)	
31	<i>Guidance, Counseling, & Evaluation Services</i>	1,148,871	1,251	278,583	(867,037)	
32	<i>Social Work Services</i>	47,720	50	2,951	(44,719)	
33	<i>Health Services</i>	245,280	275	15,350	(229,655)	
34	<i>Student Transportation</i>	1,204,392	2,982	71,423	(1,129,987)	
35	<i>Food Service</i>	2,049,159	280,879	2,082,457	314,177	
36	<i>Cocurricular/Extracurricular Activities</i>	1,374,247	381,929	79,285	(913,053)	
41	<i>General Administration</i>	1,066,941	6,930	74,987	(985,024)	
51	<i>Facilities Maintenance and Operations</i>	5,732,854	7,177	360,937	(5,384,740)	
52	<i>Security and Monitoring Services</i>	158,503	185	10,317	(148,001)	
53	<i>Data Processing Services</i>	665,981	765	42,778	(622,438)	
61	<i>Community Services</i>	128,568	86	1,218,860	1,090,378	
72	<i>Interest on Long-term Debt</i>	1,291,434	--	102,683	(1,188,751)	
73	<i>Bond Issuance Costs and Fees</i>	500	--	--	(500)	
81	<i>Capital Outlay</i>	1,014,900	--	--	(1,014,900)	
91	<i>Contracted Instructional Services between Schools</i>	7,084,688	8,179	457,222	(6,619,287)	
99	<i>Other Intergovernmental Charges</i>	609,564	--	--	(609,584)	
TG	Total Governmental Activities	<u>45,424,242</u>	<u>859,061</u>	<u>8,163,487</u>	<u>(36,401,694)</u>	
TP	Total Primary Government	<u>\$ 45,424,242</u>	<u>\$ 859,061</u>	<u>\$ 8,163,487</u>	<u>(36,401,694)</u>	
	General Revenues:					
MT	<i>Property Taxes, Levied for General Purposes</i>				35,578,360	
DT	<i>Property Taxes, Levied for Debt Service</i>				8,689,917	
IE	<i>Investment Earnings</i>				702,773	
GC	<i>Grants and Contributions Not Restricted to Specific Programs</i>				10,851	
MI	<i>Miscellaneous</i>				1,587,000	
TR	Total General Revenues				<u>46,568,901</u>	
CN	Change in Net Position				10,167,207	
NB	Net Position - Beginning				67,422,288	
PA	Prior Period Adjustment				(21,321,865)	
	Net Position - Beginning, as Restated				46,100,423	
NE	Net Position - Ending				<u>\$ 56,267,630</u>	

The accompanying notes are an integral part of this statement.

EXHIBIT C-1

60 Capital Projects Fund	Other Governmental Funds	98 Total Governmental Funds
\$ 4,859,320	\$ 399,216	\$ 17,962,129
124,870	200,863	18,475,638
--	--	891,022
--	404,394	405,581
--	381	59,874
--	286,854	324,572
--	18,738	106,633
<u>4,984,190</u>	<u>1,310,446</u>	<u>38,225,449</u>
\$ 66,488	\$ 166,385	\$ 327,776
--	--	116,071
--	--	1,552,740
--	5,448	59,874
--	16,500	281,474
--	--	50,453
--	2,500	259,240
<u>66,488</u>	<u>190,833</u>	<u>2,647,628</u>
--	--	891,022
--	--	<u>891,022</u>
--	18,738	106,634
--	548,960	548,960
--	--	3,255,820
--	174,948	174,948
4,917,702	--	7,917,702
--	--	1,700,000
--	--	5,418,500
--	--	5,559,000
--	--	9,628,268
--	376,967	376,967
<u>4,917,702</u>	<u>1,119,613</u>	<u>34,686,799</u>
<u>\$ 4,984,190</u>	<u>\$ 1,310,446</u>	<u>\$ 38,225,449</u>

CALHOUN COUNTY INDEPENDENT SCHOOL DISTRICT
RECONCILIATION OF THE GOVERNMENTAL FUNDS BALANCE SHEET
TO THE STATEMENT OF NET POSITION
AUGUST 31, 2018

Total fund balances - governmental funds balance sheet	\$ 34,686,799
Amounts reported for governmental activities in the Statement of Net Position ("SNP") are different because:	
Capital assets used in governmental activities are not reported in the funds.	89,556,369
Property taxes receivable unavailable to pay for current period expenditures are deferred in the funds.	891,022
The assets and liabilities of internal service funds are included in governmental activities in the SNP.	116,899
Payables for bond principal which are not due in the current period are not reported in the funds.	(45,510,000)
Other long-term liabilities which are not due and payable in the current period are not reported in the funds.	(70,844)
Recognition of the District's proportionate share of the net pension liability is not reported in the funds.	(4,916,431)
Deferred Resource Inflows related to the pension plan are not reported in the funds.	(1,057,214)
Deferred Resource Outflows related to the pension plan are not reported in the funds.	1,520,844
Bond premiums are amortized in the SNA but not in the funds.	(1,897,145)
Recognition of the District's proportionate share of the net OPEB liability is not reported in the funds.	(12,159,646)
Deferred Resource Inflows related to the OPEB plan are not reported in the funds.	(5,086,403)
Deferred Resource Outflows related to the OPEB plan are not reported in the funds.	<u>193,380</u>
Net position of governmental activities - Statement of Net Position	<u>\$ 56,267,630</u>

The accompanying notes are an integral part of this statement.

EXHIBIT C-2

60 Capital Projects Fund	Other Governmental Funds	98 Total Governmental Funds
\$ 176,284	\$ 1,324,032	\$ 46,953,290
--	193,054	3,714,507
--	4,227,896	4,459,830
<u>176,284</u>	<u>5,744,982</u>	<u>55,127,627</u>
--	1,832,800	19,990,446
--	45,562	386,833
--	144,211	212,603
--	112,065	521,898
--	12,256	2,035,886
--	208,643	1,293,845
--	177	44,628
--	--	238,615
6,600	6,473	1,042,643
--	2,045,897	2,045,897
--	159,321	1,388,163
--	4,634	1,166,699
127,445	585,665	5,453,292
--	--	158,294
--	--	661,970
--	79,709	154,669
--	--	6,705,000
--	--	1,607,625
--	--	500
12,881,774	--	12,881,774
--	--	7,084,688
--	--	609,564
<u>13,015,819</u>	<u>5,237,413</u>	<u>65,685,532</u>
(12,839,535)	507,569	(10,557,905)
<u>(12,839,535)</u>	<u>507,569</u>	<u>(10,557,905)</u>
17,757,237	612,044	45,244,704
<u>\$ 4,917,702</u>	<u>\$ 1,119,613</u>	<u>\$ 34,686,799</u>

CALHOUN COUNTY INDEPENDENT SCHOOL DISTRICT
STATEMENT OF NET POSITION
INTERNAL SERVICE FUND
AUGUST 31, 2018

<u>Data Control Codes</u>	<u>Nonmajor Internal Service Fund</u>
	<u>Stock Account</u>
ASSETS:	
Current Assets:	
1110 <i>Cash and Cash Equivalents</i>	\$ 105,589
1310 <i>Inventories, at Cost</i>	11,310
	<u>116,899</u>
1000 Total Assets	<u>116,899</u>
LIABILITIES:	
2000 Total Liabilities	<u>--</u>
NET POSITION:	
3900 <i>Unrestricted</i>	\$ 116,899
3000 Total Net Position	<u>\$ 116,899</u>

The accompanying notes are an integral part of this statement.

CALHOUN COUNTY INDEPENDENT SCHOOL DISTRICT
STATEMENT OF REVENUES, EXPENSES, AND CHANGES
IN FUND NET POSITION - INTERNAL SERVICE FUND
FOR THE YEAR ENDED AUGUST 31, 2018

<u>Data Control Codes</u>		<u>Nonmajor Internal Service Fund</u>
		<u>Stock Account</u>
	OPERATING REVENUES:	
5700	<i>Local and Intermediate Sources</i>	\$ 41,107
5020	Total Revenues	<u>41,107</u>
	OPERATING EXPENSES:	
6300	<i>Supplies and Materials</i>	<u>36,856</u>
6030	Total Expenses	<u>36,856</u>
1300	Change in Net Position	4,251
0100	Total Net Position - Beginning	112,648
3300	Total Net Position - Ending	<u>\$ 116,899</u>

The accompanying notes are an integral part of this statement.

CALHOUN COUNTY INDEPENDENT SCHOOL DISTRICT
STATEMENT OF CASH FLOWS
PROPRIETARY FUNDS
FOR THE YEAR ENDED AUGUST 31, 2018

	Internal Service Funds
Cash Flows from Operating Activities:	
<i>Cash Received from Customers</i>	\$ --
<i>Cash Receipts (Payments) for Quasi-external</i>	
<i>Operating Transactions with Other Funds</i>	41,107
<i>Cash Payments to Employees for Services</i>	--
<i>Cash Payments to Other Suppliers for Goods and Services</i>	(37,582)
<i>Other Operating Cash Receipts (Payments)</i>	--
Net Cash Provided (Used) by Operating Activities	<u>3,525</u>
Cash Flows from Non-capital Financing Activities:	
<i>Proceeds (Payments) from (for) Borrowings</i>	--
<i>Transfers From (To) Other Funds</i>	--
Net Cash Provided (Used) by Non-capital Financing Activities	<u>--</u>
Cash Flows from Capital and Related Financing Activities:	
<i>Contributed Capital</i>	--
Net Cash Provided (Used) for Capital & Related Financing Activities	<u>--</u>
Cash Flows from Investing Activities:	
<i>Interest and Dividends on Investments</i>	--
Net Cash Provided (Used) for Investing Activities	<u>--</u>
Net Increase (Decrease) in Cash and Cash Equivalents	3,525
Cash and Cash Equivalents at Beginning of Year	102,064
Cash and Cash Equivalents at End of Year	<u>\$ 105,589</u>
Reconciliation of Operating Income to Net Cash	
Provided by Operating Activities:	
Operating Income (Loss)	\$ 4,251
Adjustments to Reconcile Operating Income to Net Cash	
Provided by Operating Activities	
<i>Depreciation</i>	--
<i>Provision for Uncollectible Accounts</i>	--
Change in Assets and Liabilities:	
<i>Decrease (Increase) in Receivables</i>	--
<i>Decrease (Increase) in Inventories</i>	(726)
<i>Decrease (Increase) in Prepaid Expenses</i>	--
<i>Increase (Decrease) in Accounts Payable</i>	--
<i>Increase (Decrease) in Interfund Payables</i>	--
<i>Increase (Decrease) in Accrued Expenses</i>	--
Total Adjustments	<u>(726)</u>
Net Cash Provided (Used) by Operating Activities	<u>\$ 3,525</u>

The accompanying notes are an integral part of this statement.

CALHOUN COUNTY INDEPENDENT SCHOOL DISTRICT
STATEMENT OF FIDUCIARY NET POSITION
FIDUCIARY FUNDS
AUGUST 31, 2018

<u>Data Control Codes</u>	<u>Investment Trust Fund</u>	<u>Agency Fund</u> <u>Student Activity</u>
ASSETS:		
1110 <i>Cash and Cash Equivalents</i>	\$ --	\$ 124,761
1800 <i>Restricted Assets</i>	<u>4,932</u>	<u>--</u>
1000 Total Assets	<u>4,932</u>	<u>124,761</u>
LIABILITIES:		
Current Liabilities:		
2190 <i>Due to Student Groups</i>	\$ --	\$ 124,761
2400 <i>Payable from Restricted Assets</i>	<u>4,810</u>	<u>--</u>
2000 Total Liabilities	<u>4,810</u>	<u>124,761</u>
NET POSITION:		
3800 <i>Held in Trust</i>	<u>122</u>	<u>--</u>
3000 Total Net Position	<u>\$ 122</u>	<u>\$ --</u>

The accompanying notes are an integral part of this statement.

CALHOUN COUNTY INDEPENDENT SCHOOL DISTRICT
STATEMENT OF CHANGES IN FIDUCIARY NET POSITION
FIDUCIARY FUNDS
FOR THE YEAR ENDED AUGUST 31, 2018

	Investment Trust Fund
Additions:	
Investment Income	\$ 1
Net (Decrease) in Fair Value of Investments	--
Employer Contributions	--
Plan Member Contributions	--
Total Additions	<u>1</u>
Deductions:	
Scholarship Awards	--
Benefits	--
Refunds of Contributions	--
Administrative Expenses	--
Total Deductions	<u>--</u>
Change in Net Position	1
Net Position-Beginning of the Year	121
Net Position-End of the Year	<u>\$ 122</u>

The accompanying notes are an integral part of this statement.

CALHOUN COUNTY INDEPENDENT SCHOOL DISTRICT
NOTES TO THE FINANCIAL STATEMENTS
FOR THE YEAR ENDED AUGUST 31, 2018

A. Summary of Significant Accounting Policies

The basic financial statements of Calhoun County Independent School District (the "District") have been prepared in conformity with accounting principles generally accepted in the United States of America ("GAAP") applicable to governmental units in conjunction with the Texas Education Agency's Financial Accountability System Resource Guide ("Resource Guide"). The Governmental Accounting Standards Board ("GASB") is the accepted standard setting body for establishing governmental accounting and financial reporting principles.

1. Reporting Entity

The Board of School Trustees ("Board"), a seven-member group, has governance responsibilities over all activities related to public elementary and secondary education within the jurisdiction of the District. The Board is elected by the public and has the exclusive power and duty to govern and oversee the management of the public schools of the District. All powers and duties not specifically delegated by statute to the Texas Education Agency ("TEA") or to the State Board of Education are reserved for the Board, and the TEA may not substitute its judgment for the lawful exercise of those powers and duties by the Board. The District receives funding from local, state and federal government sources and must comply with the requirements of those funding entities. However, the District is not included in any other governmental reporting entity and there are no component units included within the District's reporting entity.

2. Basis of Presentation, Basis of Accounting

a. Basis of Presentation

Government-wide Financial Statements: The statement of net position and the statement of activities include the financial activities of the overall government, except for fiduciary activities. Eliminations have been made to minimize the double-counting of internal activities. Governmental activities generally are financed through taxes, intergovernmental revenues, and other nonexchange transactions.

The statement of activities presents a comparison between direct expenses and program revenues for each function of the District's governmental activities. Direct expenses are those that are specifically associated with a program or function and, therefore, are clearly identifiable to a particular function. The District does not allocate indirect expenses in the statement of activities. Program revenues include (a) fees, fines, and charges paid by the recipients of goods or services offered by the programs and (b) grants and contributions that are restricted to meeting the operational or capital requirements of a particular program. Revenues that are not classified as program revenues, including all taxes, are presented as general revenues.

Fund Financial Statements: The fund financial statements provide information about the District's funds, with separate statements presented for each fund category. The emphasis of fund financial statements is on major governmental funds, each displayed in a separate column. All remaining governmental funds are aggregated and reported as nonmajor funds.

Proprietary fund operating revenues, such as charges for services, result from exchange transactions associated with the principal activity of the fund. Exchange transactions are those in which each party receives and gives up essentially equal values. Nonoperating revenues, such as subsidies and investment earnings, result from nonexchange transactions or ancillary activities.

The District reports the following major governmental funds:

General Fund: This is the District's primary operating fund. It accounts for all financial resources of the District except those required to be accounted for in another fund.

Debt Service Fund: This is a governmental fund where principal or interest is set aside and accumulated to retire debt.

CALHOUN COUNTY INDEPENDENT SCHOOL DISTRICT
NOTES TO THE FINANCIAL STATEMENTS
FOR THE YEAR ENDED AUGUST 31, 2018

Capital Projects Fund: This fund is a governmental fund that must be used to account, on a project basis, for projects financed by the proceeds from bond issues, or for capital projects otherwise mandated to be accounted for in this fund.

In addition, the District reports the following fund types:

Internal Service Funds: These funds are used to account for revenues and expenses related to services provided to parties inside the District. These funds facilitate distribution of support costs to the users of support services on a cost-reimbursement basis. Because the principal users of the internal services are the District's governmental activities, this fund type is included in the "Governmental Activities" column of the government-wide financial statements.

Private-Purpose Trust Funds: These funds are used to report trust arrangements under which principal and income benefit individuals, private organizations, or other governments not reported in other fiduciary fund types.

Agency Funds: These funds are used to report student activity funds and other resources held in a purely custodial capacity (assets equal liabilities). Agency funds typically involve only the receipt, temporary investment, and remittance of fiduciary resources to individuals, private organizations, or other governments.

Fiduciary funds are reported in the fiduciary fund financial statements. However, because their assets are held in a trustee or agent capacity and are therefore not available to support District programs, these funds are not included in the government-wide statements.

b. Measurement Focus, Basis of Accounting

Government-wide, Proprietary, and Fiduciary Fund Financial Statements: These financial statements are reported using the economic resources measurement focus. The government-wide and proprietary fund financial statements are reported using the accrual basis of accounting. Revenues are recorded when earned and expenses are recorded at the time liabilities are incurred, regardless of when the related cash flows take place. Nonexchange transactions, in which the District gives (or receives) value without directly receiving (or giving) equal value in exchange, include property taxes, grants, entitlements, and donations. On an accrual basis, revenue from property taxes is recognized in the fiscal year for which the taxes are levied. Revenue from grants, entitlements, and donations is recognized in the fiscal year in which all eligibility requirements have been satisfied.

Governmental Fund Financial Statements: Governmental funds are reported using the current financial resources measurement focus and the modified accrual basis of accounting. Under this method, revenues are recognized when measurable and available. The District considers all revenues reported in the governmental funds to be available if the revenues are collected within sixty days after year-end. Revenues from local sources consist primarily of property taxes. Property tax revenues and revenues received from the State are recognized under the susceptible-to-accrual concept. Miscellaneous revenues are recorded as revenue when received in cash because they are generally not measurable until actually received. Investment earnings are recorded as earned, since they are both measurable and available. Expenditures are recorded when the related fund liability is incurred, except for principal and interest on general long-term debt, claims and judgments, and compensated absences, which are recognized as expenditures to the extent they have matured. General capital asset acquisitions are reported as expenditures in governmental funds. Proceeds of general long-term debt and acquisitions under capital leases are reported as other financing sources.

When the District incurs an expenditure or expense for which both restricted and unrestricted resources may be used, it is the District's policy to use restricted resources first, then unrestricted resources.

CALHOUN COUNTY INDEPENDENT SCHOOL DISTRICT
NOTES TO THE FINANCIAL STATEMENTS
FOR THE YEAR ENDED AUGUST 31, 2018

3. Financial Statement Amounts

a. Cash and Cash Equivalents

For purposes of the statement of cash flows, highly liquid investments are considered to be cash equivalents if they have a maturity of three months or less when purchased.

b. Property Taxes

Property taxes are levied by October 1 on the assessed value listed as of the prior January 1 for all real and business personal property in conformity with Subtitle E, Texas Property Tax Code. Taxes are due on receipt of the tax bill and are delinquent if not paid before February 1 of the year following the year in which imposed. On January 1 of each year, a tax lien attaches to property to secure the payment of all taxes, penalties, and interest ultimately imposed. Property tax revenues are considered available when they become due or past due and receivable within the current period.

Delinquent Taxes are summarized as follows:

	General Fund	Debt Service Fund	Total
Delinquent Taxes	\$ 1,033,760	216,318	1,250,078
Allowance for Delinquent Taxes	(302,697)	(56,359)	(359,056)
	\$ 731,063	\$ 159,959	\$ 891,022

Allowances for uncollectible tax receivables within the General and Debt Service Funds are based upon historical experience in collecting property taxes. Uncollectible personal property taxes are periodically reviewed and written off, but the District is prohibited from writing off real property taxes without specific statutory authority from the Texas Legislature.

c. Inventories and Prepaid Items

The District records purchases of supplies as expenditures, utilizing the purchase method of accounting for inventory in accordance with the Resource Guide.

Certain payments to vendors reflect costs applicable to future accounting periods and are recorded as prepaid items.

d. Capital Assets

Purchased or constructed capital assets are reported at cost or estimated historical cost. Donated fixed assets are recorded at their estimated fair value at the date of the donation. The cost of normal maintenance and repairs that do not add to the value of the asset or materially extend assets' lives are not capitalized. A capitalization threshold of \$5,000 is used.

Capital assets are being depreciated using the straight-line method over the following estimated useful lives:

Asset Class	Useful Lives
Buildings	30
Building Improvements	10-30
Vehicles	5-15
Office Equipment	5

CALHOUN COUNTY INDEPENDENT SCHOOL DISTRICT
NOTES TO THE FINANCIAL STATEMENTS
FOR THE YEAR ENDED AUGUST 31, 2018

e. **Deferred Outflows and Inflows of Resources**

In addition to assets, the statements of financial position (the government-wide Statement of Net Position and governmental funds balance sheet) will sometimes report a separate section for deferred outflows of resources. This separate financial statement element, deferred outflows of resources, represents a consumption of net position and/or fund balance that applies to one or more future periods and so will not be recognized as an outflow of resources (expense/expenditure) until then.

In addition to liabilities, the statements of financial position will sometimes report a separate section for deferred inflows of resources. This separate financial statement element, deferred inflows of resources, represents an acquisition of net position that applies to one or more future periods and so will not be recognized as an inflow of resources (revenue) until that time.

f. **Receivable and Payable Balances**

The District believes that sufficient detail of receivable and payable balances is provided in the financial statements to avoid the obscuring of significant components by aggregation. Therefore, no disclosure is provided which disaggregates those balances.

There are no significant receivables which are not scheduled for collection within one year of year end.

g. **Interfund Activity**

Interfund activity results from loans, services provided, reimbursements or transfers between funds. Loans are reported as interfund receivables and payables as appropriate and are subject to elimination upon consolidation. Services provided, deemed to be at market or near market rates, are treated as revenues and expenditures or expenses. Reimbursements occur when one fund incurs a cost, charges the appropriate benefiting fund and reduces its related cost as a reimbursement. All other interfund transactions are treated as transfers. Transfers in and Transfers Out are netted and presented as a single "Transfers" line on the government-wide statement of activities. Similarly, interfund receivables and payables are netted and presented as a single "Internal Balances" line of the government-wide statement of net position.

h. **Use of Estimates**

The preparation of financial statements in conformity with GAAP requires the use of management's estimates.

i. **Data Control Codes**

Data Control Codes appear in the rows and above the columns of certain financial statements. The TEA requires the display of these codes in the financial statements filed with TEA in order to ensure accuracy in building a statewide database for policy development and funding plans.

j. **Fund Balances - Governmental Funds**

Fund balances of the governmental funds are classified as follows:

Nonspendable Fund Balance - represents amounts that cannot be spent because they are either not in spendable form (such as inventory or prepaid insurance) or legally required to remain intact (such as notes receivable or principal of a permanent fund).

Restricted Fund Balance - represents amounts that are constrained by external parties, constitutional provisions or enabling legislation.

CALHOUN COUNTY INDEPENDENT SCHOOL DISTRICT
NOTES TO THE FINANCIAL STATEMENTS
FOR THE YEAR ENDED AUGUST 31, 2018

Committed Fund Balance - represents amounts that can only be used for a specific purpose because of a formal action by the District's Board of Trustees. Committed amounts cannot be used for any other purpose unless the Board of Trustees removes those constraints by taking the same type of formal action. Committed fund balance amounts may be used for other purposes with appropriate due process by the Board of Trustees. Commitments are typically done through adoption and amendment of the budget. Committed fund balance amounts differ from restricted balances in that the constraints on their use do not come from outside parties, constitutional provisions, or enabling legislation.

Assigned Fund Balance - represents amounts which the District intends to use for a specific purpose, but that do not meet the criteria to be classified as restricted or committed. Intent may be stipulated by the Board of Trustees or by an official or body to which the Board of Trustees delegates the authority. Specific amounts that are not restricted or committed in a special revenue, capital projects, debt service or permanent fund are assigned for purposes in accordance with the nature of their fund type or the fund's primary purpose. Assignments within the general fund convey that the intended use of those amounts is for a specific purpose that is narrower than the general purposes of the District itself.

Unassigned Fund Balance - represents amounts which are unconstrained in that they may be spent for any purpose. Only the general fund reports a positive unassigned fund balance. Other governmental funds might report a negative balance in this classification because of overspending for specific purposes for which amounts had been restricted, committed or assigned.

k. Net Position Flow Assumption

Sometimes the District will fund outlays for a particular purpose from both restricted (e.g., restricted bond or grant proceeds) and unrestricted resources. In order to calculate the amounts to report as restricted net position and unrestricted net position in the government-wide and proprietary fund financial statements, a flow assumption must be made about the order in which the resources are considered to be applied. It is the District's policy to consider restricted net position to have been depleted before unrestricted net position is applied.

l. Fund Balance Flow Assumptions

Sometimes the District will fund outlays for a particular purpose from both restricted and unrestricted resources (the total of committed, assigned, and unassigned fund balance). In order to calculate the amounts to report as restricted, committed, assigned, and unassigned fund balance in the governmental fund financial statements, a flow assumption must be made about the order in which the resources are considered to be applied. It is the District's policy to consider restricted fund balance to have been depleted before using any of the components of unrestricted fund balance. Further, when the components of unrestricted fund balance can be used for the same purpose, committed fund balance is depleted first, followed by assigned fund balance. Unassigned fund balance is applied last.

m. Negative Operating Grants and Contributions - Statement of Activities

Expense activity is required to be recorded by districts who are participants in cost-sharing pension and OPEB benefit plans with a special funding situation where non-employer contributing entities (NECE) also participate in contributions to the plans. TRS-retirement and TRS-care benefit plans are both cost-sharing plans with special funding situations. Therefore, on-behalf expense activity of the NECE must be recorded at the government-wide level of reporting on the Statement of Activities in accordance with GASB 68 and 75.

During the year under audit, the NECE expense was negative due to changes in benefits within the TRS-care plan. The accrual for the proportionate share of that expense was a negative on-behalf revenue and negative on-behalf expense. This resulted in negative revenue for operating grants and contributions on the Statement of Activities.

CALHOUN COUNTY INDEPENDENT SCHOOL DISTRICT
NOTES TO THE FINANCIAL STATEMENTS
FOR THE YEAR ENDED AUGUST 31, 2018

4. Pensions

The fiduciary net position of the Teacher Retirement System of Texas (TRS) has been determined using the flow of economic resources measurement focus and full accrual basis of accounting. This includes for purposes of measuring the net pension liability, deferred outflows of resources and deferred inflows of resources related to pensions, pension expense, and information about assets, liabilities and additions to/deductions from TRS' fiduciary net position. Benefit payments (including refunds of employee contributions) are recognized when due and payable in accordance with the benefit terms. Investments are reported at fair value.

5. New Accounting Standards Adopted

In fiscal year 2018, the District adopted a new statement of financial accounting standards issued by the Governmental Accounting Standards Board (GASB):

Statement No. 75, Accounting and Financial Reporting for Postemployment Benefit Plans Other Than Pension Plans

The primary objective of this Statement is to improve accounting and financial reporting by state and local governments for postemployment benefits other than pensions (other postemployment benefits or OPEB). It also improves information provided by state and local governmental employers about support for OPEB that is provided by other entities.

This Statement replaces the requirements of Statements No. 45, Accounting and Financial Reporting by Employers for Postemployment Benefits Other Than Pensions, as amended, and No. 57, OPEB measurements by Agent Employers and Agent Multiple-Employer Plans, for OPEB.

The financial statements and note disclosures have been updated for the affects of the adoption of GASB Statement No. 75.

B. Compliance and Accountability

1. Finance-Related Legal and Contractual Provisions

In accordance with GASB Statement No. 38, "Certain Financial Statement Note Disclosures," violations of finance-related legal and contractual provisions, if any, are reported below, along with actions taken to address such violations:

<u>Violation</u>	<u>Action Taken</u>
None reported	Not applicable

2. Deficit Fund Balance or Fund Net Position of Individual Funds

Following are funds having deficit fund balances or fund net position at year end, if any, along with remarks which address such deficits:

<u>Fund Name</u>	<u>Deficit Amount</u>	<u>Remarks</u>
None reported	Not applicable	Not applicable

C. Deposits and Investments

The District's funds are required to be deposited and invested under the terms of a depository contract. The depository bank deposits for safekeeping and trust with the District's agent bank approved pledged securities in an amount sufficient to protect District funds on a day-to-day basis during the period of the contract. The pledge of approved securities is waived only to the extent of the depository bank's dollar amount of Federal Deposit Insurance Corporation ("FDIC") insurance.

CALHOUN COUNTY INDEPENDENT SCHOOL DISTRICT
NOTES TO THE FINANCIAL STATEMENTS
FOR THE YEAR ENDED AUGUST 31, 2018

1. **Cash Deposits:**

At August 31, 2018, the carrying amount of the District's deposits (cash, certificates of deposit, and interest-bearing savings accounts included in temporary investments) was \$1,736,296 and the bank balance was \$3,885,310. The District's cash deposits at August 31, 2018 and during the year ended August 31, 2018, were entirely covered by FDIC insurance or by pledged collateral held by the District's agent bank in the District's name.

2. **Investments:**

The District is required by Government Code Chapter 2256, The Public Funds Investment Act, to adopt, implement, and publicize an investment policy. That policy must address the following areas: (1) safety of principal and liquidity, (2) portfolio diversification, (3) allowable investments, (4) acceptable risk levels, (5) expected rates of return, (6) maximum allowable stated maturity of portfolio investments, (7) maximum average dollar-weighted maturity allowed based on the stated maturity date for the portfolio, (8) investment staff quality and capabilities, and (9) bid solicitation preferences for certificates of deposit.

The Public Funds Investment Act ("Act") requires an annual audit of investment practices. Audit procedures in this area conducted as a part of the audit of the basic financial statements disclosed that in the areas of investment practices, management reports and establishment of appropriate policies, the District adhered to the requirements of the Act. Additionally, investment practices of the District were in accordance with local policies.

The Act determines the types of investments which are allowable for the District. These include, with certain restrictions, 1) obligations of the U.S. Treasury, U.S. agencies, and the State of Texas, 2) certificates of deposit, 3) certain municipal securities, 4) securities lending program, 5) repurchase agreements, 6) bankers acceptances, 7) mutual funds, 8) investment pools, 9) guaranteed investment contracts, and 10) commercial paper.

The District's investments at August 31, 2018 are shown below.

<u>Investment or Investment Type</u>	<u>Maturity</u>	<u>Fair Value</u>	
<u>Short Term Investments Included with Cash</u>			
Money Market	N/A	1,285,286	
Savings		<u>15,170,898</u>	
		<u>16,456,184</u>	
 <u>Investments</u>			
Lone Star Investment Pool	N/A	124,870	AAA
Certificates of Deposit	Various	\$ 18,350,768	N/A
Total Investments		<u>\$ 18,475,638</u>	

3. **Analysis of Specific Deposit and Investment Risks**

GASB Statement No. 40 requires a determination as to whether the District was exposed to the following specific investment risks at year end and if so, the reporting of certain related disclosures:

a. **Credit Risk**

Credit risk is the risk that an issuer or other counterparty to an investment will not fulfill its obligations. The ratings of securities by nationally recognized rating agencies are designed to give an indication of credit risk. At year end, the District was not significantly exposed to credit risk.

CALHOUN COUNTY INDEPENDENT SCHOOL DISTRICT
NOTES TO THE FINANCIAL STATEMENTS
FOR THE YEAR ENDED AUGUST 31, 2018

b. **Custodial Credit Risk**

Deposits are exposed to custodial credit risk if they are not covered by depository insurance and the deposits are uncollateralized, collateralized with securities held by the pledging financial institution, or collateralized with securities held by the pledging financial institution's trust department or agent but not in the District's name.

Investment securities are exposed to custodial credit risk if the securities are uninsured, are not registered in the name of the government, and are held by either the counterparty or the counterparty's trust department or agent but not in the District's name.

At year end, the District was not exposed to custodial credit risk.

c. **Concentration of Credit Risk**

This risk is the risk of loss attributed to the magnitude of a government's investment in a single issuer. At year end, the District was not exposed to concentration of credit risk.

d. **Interest Rate Risk**

This is the risk that changes in interest rates will adversely affect the fair value of an investment. At year end, the District was not exposed to interest rate risk.

e. **Foreign Currency Risk**

This is the risk that exchange rates will adversely affect the fair value of an investment. At year end, the District was not exposed to foreign currency risk.

Investment Accounting Policy

The District's general policy is to report money market investments and short-term participating interest-earning investment contracts at amortized cost and to report nonparticipating interest-earning investment contracts using a cost-based measure. However, if the fair value of an investment is significantly affected by the impairment of the credit standing of the issuer or by other factors, it is reported at fair value. All other investments are reported at fair value unless a legal contract exists which guarantees a higher value. The term "short-term" refers to investments which have a remaining term of one year or less at time of purchase. The term "nonparticipating" means that the investment's value does not vary with market interest rate changes. Nonnegotiable certificates of deposit are examples of nonparticipating interest-earning investment contracts.

Public Funds Investment Pools

Public funds investment pools in Texas ("Pools") are established under the authority of the Interlocal Cooperation Act, Chapter 79 of the Texas Government Code, and are subject to the provisions of the Public Funds Investment Act (the "Act"), Chapter 2256 of the Texas Government Code. In addition to other provisions of the Act designed to promote liquidity and safety of principal, the Act requires Pools to: 1) have an advisory board composed of participants in the pool and other persons who do not have a business relationship with the pool and are qualified to advise the pool; 2) maintain a continuous rating of no lower than AAA or AAA-m or an equivalent rating by at least one nationally recognized rating service; and 3) maintain the market value of its underlying investment portfolio within one half of one percent of the value of its shares.

The District's investments in Pools are reported at an amount determined by the fair value per share of the pool's underlying portfolio, unless the pool is 2a7-like, in which case they are reported at share value. A 2a7-like pool is one which is not registered with the Securities and Exchange Commission ("SEC") as an investment company, but nevertheless has a policy that it will, and does, operate in a manner consistent with the SEC's Rule 2a7 of the Investment Company Act of 1940.

CALHOUN COUNTY INDEPENDENT SCHOOL DISTRICT
NOTES TO THE FINANCIAL STATEMENTS
FOR THE YEAR ENDED AUGUST 31, 2018

Lone Star

The Lone Star Investment Pool (Lone Star) is a public funds investment pool created pursuant to the Interlocal Cooperation Act, Texas Government Code, Chapter 791, and the Public Funds Investment Act, Texas Government Code, Chapter 2256. Lone Star is administered by First Public, a subsidiary of the Texas Association of School Boards (TASB), with Standish and American Beacon Advisors managing the investment and reinvestment of Lone Star's assets. State Street Bank provides custody and valuation services to Lone Star. All of the board of trustees' eleven members are Lone Star participants by either being employees or elected officials of a participant. Lone Star has established an advisory board composed of both pool members and non-members. Lone Star is rated AAA by Standard and Poor's and operated in a manner consistent with the the SEC's Rule 2a7 of the Investment Company Act of 1940. The District is invested in the Government Overnight Fund of Lone Star which seeks to maintain a net asset value of one dollar. Lone Star has 3 different funds: Government Overnight, Corporate Overnight and Corporate Overnight Plus. Government and Corporate Overnight maintain a net asset value of one dollar and the Corporate Overnight Plus maintains a net asset value of 50 cents.

Texas Class

The District invests in Texas CLASS, which is a local government investment pool organized in conformity with the Interlocal Cooperation Act, Chapter 791 of the Texas Government Code, and operates under the Public Funds Investment Act, Chapter 2256 of the Texas Government Code. The pool is governed by a board of trustees, elected annually by its participants. The parties to the Trust Agreement are Texas local government entities that choose to participate in the Trust (the "Participants"), Public Trust Advisors LLC (PTA) as Program Administrator and Wells Fargo Bank Texas, N.A. as Custodian. Texas CLASS is rated at a AAAM or equivalent rating from at least one nationally recognized rating agency and operated in a manner consistent with the SEC's Rule 2a7 of the Investment Company Act of 1940. Texas CLASS seeks to maintain a net asset value of \$1 .00 per unit and is designed to be used for investment of funds which may be needed at any time.

D. Capital Assets

Capital asset activity for the year ended August 31, 2018, was as follows:

	<u>Beginning Balances</u>	<u>Increases</u>	<u>Decreases</u>	<u>Ending Balances</u>
<u>Governmental activities:</u>				
<i>Capital assets not being depreciated:</i>				
Land	\$ 6,088,778	\$ 169,921	\$ --	\$ 6,258,699
Construction in progress	28,908,615	10,999,888	--	39,908,503
Total capital assets not being depreciated	<u>34,997,393</u>	<u>11,169,809</u>	<u>--</u>	<u>46,167,202</u>
<i>Capital assets being depreciated:</i>				
Buildings and improvements	82,281,115	709,869	--	82,990,984
Equipment	3,662,603	40,457	92,197	3,610,863
Vehicles	4,002,126	77,611	105,567	3,974,170
Total capital assets being depreciated	<u>89,945,844</u>	<u>827,937</u>	<u>197,764</u>	<u>90,576,017</u>
Less accumulated depreciation for:				
Buildings and improvements	(39,474,930)	(2,492,540)	--	(41,967,470)
Equipment	(2,900,013)	(234,507)	(92,197)	(3,042,323)
Vehicles	(2,082,169)	(200,455)	(105,567)	(2,177,057)
Total accumulated depreciation	<u>(44,457,112)</u>	<u>(2,927,502)</u>	<u>(197,764)</u>	<u>(47,188,850)</u>
Total capital assets being depreciated, net	<u>45,488,732</u>	<u>(2,099,565)</u>	<u>--</u>	<u>43,389,167</u>
Governmental activities capital assets, net	<u>\$ 80,486,125</u>	<u>\$ 9,070,244</u>	<u>\$ --</u>	<u>\$ 89,556,369</u>

CALHOUN COUNTY INDEPENDENT SCHOOL DISTRICT
NOTES TO THE FINANCIAL STATEMENTS
FOR THE YEAR ENDED AUGUST 31, 2018

Depreciation was charged to functions as follows:

Instruction	\$ 1,581,415
Instructional Resources and Media Services	37,906
Curriculum and Staff Development	10,635
Instructional Leadership	33,815
School Leadership	155,714
Guidance, Counseling, & Evaluation Services	88,084
Social Work Services	4,636
Health Services	16,635
Student Transportation	200,455
Food Services	153,533
Extracurricular Activities	96,810
General Administration	77,175
Plant Maintenance and Operations	423,783
Security and Monitoring Services	7,908
Data Processing Services	31,634
Community Services	7,364
	<u>\$ 2,927,502</u>

E. Interfund Balances and Activities

1. Due To and From Other Funds

Balances due to and due from other funds at August 31, 2018, consisted of the following:

<u>Due To Fund</u>	<u>Due From Fund</u>	<u>Amount</u>	<u>Purpose</u>
General Fund	General Fund (Payroll)	\$ 54,045	Short-term loans
General Fund	Other Governmental Funds	5,448	Short-term loans
Other Governmental Funds	General Fund	381	Short-term loans
	Total	<u>\$ 59,874</u>	

All amounts due are scheduled to be repaid within one year.

F. Long-Term Obligations

The District has entered into a continuing disclosure undertaking to provide Annual Reports and Material Event Notices to the State Information Depository of Texas, which is the Municipal Advisory Council. This information is required under SEC Rule 15c2-12 to enable investors to analyze the financial condition and operations of the District.

1. Long-Term Obligation Activity

Long-term obligations include debt and other long-term liabilities. Changes in long-term obligations for the year ended August 31, 2018, are as follows:

CALHOUN COUNTY INDEPENDENT SCHOOL DISTRICT
NOTES TO THE FINANCIAL STATEMENTS
FOR THE YEAR ENDED AUGUST 31, 2018

	Beginning Balance	Increases	Decreases	Ending Balance	Amounts Due Within One Year
Governmental activities:					
Unlimited Tax School Building & Refunding Bonds, Series 2014, 2.00% - 4.00%	52,215,000		6,705,000	45,510,000	6,945,000
Total bonds payable	\$ 52,215,000	\$ --	\$ 6,705,000	\$ 45,510,000	\$ 6,945,000
IBNR	86,072		15,228	70,844	
Premium	2,213,336		316,191	1,897,145	
Total	<u>54,514,408</u>	<u>--</u>	<u>7,036,419</u>	<u>47,477,989</u>	
Due Within One Year				<u>6,945,000</u>	
Due in More than One Year				<u>40,532,989</u>	

* Other long-term liabilities

The funds typically used to liquidate other long-term liabilities in the past are as follows:

Liability	Activity Type	Fund
Compensated absences	Governmental	
Claims and judgments	Governmental	
Net Pension Liability *	Governmental	

2. Debt Service Requirements

Debt service requirements on long-term debt at August 31, 2018, are as follows:

Year Ending August 31,	Governmental Activities		
	Principal	Interest	Total
2019	\$ 6,945,000	1,368,150	\$ 8,313,150
2020	7,230,000	1,084,650	8,314,650
2021	7,485,000	827,775	8,312,775
2022	7,715,000	599,775	8,314,775
2023	7,945,000	364,875	8,309,875
2024-2028	8,190,000	122,850	8,312,850
Totals	<u>\$ 45,510,000</u>	<u>\$ 4,368,075</u>	<u>\$ 49,878,075</u>

G. Risk Management

The District is exposed to various risks of loss related to torts, theft, damage or destruction of assets, errors and omissions, injuries to employees, and natural disasters. During fiscal year 2018, the District purchased commercial insurance to cover general liabilities. There were no significant reductions in coverage in the past fiscal year and there were no settlements exceeding insurance coverage for each of the past three fiscal years.

H. Pension Plan

1. Plan Description

The District participates in a cost-sharing multiple-employer defined benefit pension that has a special funding situation. The plan is administered by the Teacher Retirement System of Texas (TRS). It is a defined benefit pension plan established and administered in accordance with the Texas Constitution, Article XVI, Section 67, and Texas Government Code, Title 8, Subtitle C. The pension trust fund is a qualified pension trust under section 401(a) of the Internal Revenue Code. The Texas Legislature establishes benefits and contribution rates within the guidelines of the Texas Constitution. The pension's Board of Trustees does not have the authority to establish or amend benefit terms.

CALHOUN COUNTY INDEPENDENT SCHOOL DISTRICT
NOTES TO THE FINANCIAL STATEMENTS
FOR THE YEAR ENDED AUGUST 31, 2018

All employees of public, state-supported educational institutions in Texas who are employed for one-half or more of the standard work load and who are not exempted from membership under Texas Government Code, Title 8, Section 822.002 are covered by the system.

2. Pension Plan Fiduciary Net Position

Detail information about the Teacher Retirement System's fiduciary net position is available in a separately-issued Comprehensive Annual Financial Report that includes financial statements and required supplementary information. That report may be obtained on the Internet at <https://www.trs.state.tx.us/about/documents/cafr.pdf#CAFR>; by writing to TRS at 1000 Red River Street, Austin, TX, 78701-2698; or by calling (512) 542-6592.

3. Benefits Provided

TRS provides service and disability retirement, as well as death and survivor benefits, to eligible employees (and their beneficiaries) of public and higher education in Texas. The pension formula is calculated using 2.3 percent (multiplier) times the average of the five highest annual creditable salaries times years of credited service to arrive at the annual standard annuity except for members who are grandfathered, the three highest annual salaries are used. The normal service retirement is at age 65 with 5 years of credited service or when the sum of the member's age and years of credited service equals 80 or more years. Early retirement is at age 55 with 5 years of service credit or earlier than 55 with 30 years of service credit. There are additional provisions for early retirement if the sum of the member's age and years of service credit total at least 80, but the member is less than age 60 or 62 depending on date of employment, or if the member was grandfathered in under a previous rule. There are no automatic post-employment benefit changes; including automatic COLAs. Ad hoc post-employment benefit changes, including ad hoc COLAs, can be granted by the Texas Legislature as noted in the Plan description in (1.) above.

4. Contributions

Contribution requirements are established or amended pursuant to Article 16, section 67 of the Texas Constitution which requires the Texas legislature to establish a member contribution rate of not less than 6% of the member's annual compensation and a state contribution rate of not less than 6% and not more than 10% of the aggregate annual compensation paid to members of the system during the fiscal year. Texas Government Code section 821.006 prohibits benefit improvements, if as a result of the particular action, the time required to amortize TRS' unfunded actuarial liabilities would be increased to a period that exceeds 31 years, or, if the amortization period already exceeds 31 years, the period would be increased by such action.

Employee contribution rates are set in state statute, Texas Government Code 825.402. Senate Bill 1458 of the 83rd Texas Legislature amended Texas Government Code 825.402 for member contributions and established employee contribution rates for fiscal years 2014 through 2017. The 84th Texas Legislature, General Appropriations Act (GAA) established the employer contribution rates for fiscal years 2016 and 2017.

Contribution Rates

	2017	2018
Member	7.7%	7.7%
Non-Employer Contributing Entity (NECE - State)	6.8%	6.8%
Employers	6.8%	6.8%
District's 2018 Employer Contributions	\$ 503,783	
District's 2018 Member Contributions	\$ 1,661,908	
NECE 2017 On-Behalf Contributions to District	\$ 1,199,274	

Contributors to the plan include members, employers and the State of Texas as the only non-employer contributing entity. The State is the employer for senior colleges, medical schools and state agencies including TRS. In each respective role, the State contributes to the plan in accordance with state statutes and the General Appropriations Act (GAA).

CALHOUN COUNTY INDEPENDENT SCHOOL DISTRICT
NOTES TO THE FINANCIAL STATEMENTS
FOR THE YEAR ENDED AUGUST 31, 2018

As the non-employer contributing entity for public education and junior colleges, the State of Texas contributes to the retirement system an amount equal to the current employer contribution rate times the aggregate annual compensation of all participating members of the pension trust fund during that fiscal year reduced by the amounts described below which are paid by the employers. Employers (public school, junior college, other entities or the State of Texas as the employer for senior universities and medical schools) are required to pay the employer contribution rate in the following instances:

- On the portion of the member's salary that exceeds the statutory minimum for members entitled to the statutory minimum under Section 21.402 of the Texas Education Code.
- During a new member's first 90 days of employment.
- When any part or all of an employee's salary is paid by federal funding sources, a privately sponsored source, from non-educational and general, or local funds.
- When the employing district is a public junior college or junior college district, the employer shall contribute to the retirement system an amount equal to 50% of the state contribution rate for certain instructional or administrative employees; and 100% of the state contribution rate for all other employees.

In addition to the employer contributions listed above, there are two additional surcharges an employer is subject to:

- When employing a retiree of the Teacher Retirement System the employer shall pay both the member contribution and the state contribution as an employment after retirement surcharge.
- When a school district or charter school does not contribute to the Federal Old-Age, Survivors and Disability Insurance (OASDI) Program for certain employees, they must contribute 1.5% of the state contribution rate for certain instructional or administrative employees; and 100% of the state contribution rate for all other employees.

5. Actuarial Assumptions

The total pension liability in the August 31, 2017 actuarial evaluation was determined using the following actuarial assumptions:

Valuation Date	August 31, 2017
Actuarial Cost Method	Individual Entry Age Normal
Asset Valuation Method	Market Value
Single Discount Rate	8%
Long-term expected Investment Rate of Return	8%
Inflation	2.5%
Salary Increases including inflation	3.5% to 9.5%
Payroll Growth Rate	2.5%
Benefit Changes during the year	None
Ad hoc post-employment benefit changes	None

The actuarial methods and assumptions are based primarily on a study of actual experience for the four year period ending August 31, 2014 and adopted on September 24, 2015.

CALHOUN COUNTY INDEPENDENT SCHOOL DISTRICT
NOTES TO THE FINANCIAL STATEMENTS
FOR THE YEAR ENDED AUGUST 31, 2018

6. Discount Rate

The discount rate used to measure the total pension liability was 8%. There was no change in the discount rate since the previous year. The projection of cash flows used to determine the discount rate assumed that contributions from plan members and those of the contributing employers and the non-employer contributing entity are made at the statutorily required rates. Based on those assumptions, the pension plan's fiduciary net position was projected to be available to make all future benefit payments of current plan members. Therefore, the long-term expected rate of return on pension plan investments was applied to all periods of projected benefit payments to determine the total pension liability.

The long-term rate of return on pension plan investments is 8%. The long-term expected rate of return on pension plan investments was determined using a building block method in which best-estimates ranges of expected future real rates of return (expected returns, net of pension plan investment expense and inflation) are developed for each major asset class. These ranges are combined to produce the long-term expected rate of return by weighting the expected future real rates of return by the target asset allocation percentage and by adding expected inflation. Best estimates of geometric real rates of return for each major asset class included in the Systems target asset allocation as of August 31, 2017 are summarized below:

Teacher Retirement System of Texas			
Asset Allocation and Long-Term Expected Real Rate of Return			
As of August 31, 2017			
Asset Class	Target Allocation*	Long-term Expected Geometric Real Rate of Return	Expected Contribution to Long-term Portfolio Returns **
Global Equity			
U.S.	18%	4.6%	1.0%
Non-U.S. Developed	13%	5.1%	0.8%
Emerging Markets	9%	5.9%	0.7%
Directional Hedge Funds	4%	3.2%	0.1%
Private Equity	13%	7.0%	1.1%
Stable Value			
U.S. Treasuries	11%	0.7%	0.1%
Absolute Return	0%	1.8%	0.0%
Stable Value Hedge Funds	4%	3.0%	0.1%
Cash	1%	-0.2%	0.0%
Real Return			
Global Inflation Linked Bonds	3%	0.9%	0.0%
Real Assets	16%	5.1%	1.1%
Energy & Natural Resources	3%	6.6%	0.2%
Commodities	0%	1.2%	0.0%
Risk Parity			
Risk Parity	5%	6.7%	0.3%
Inflation Expectation			2.2%
Alpha			1.0%
Total	100%		8.7%

* Target allocations are based on the FY2014 policy model. Infrastructure was moved from Real Assets to Energy and Natural Resources in FY2017, but the reallocation does not affect the long term expected geometric real rate of return or expected contribution to long-term portfolio returns
** The expected contribution to Returns incorporates the volatility drag resulting from the conversion between Arithmetic and Geometric mean returns.

CALHOUN COUNTY INDEPENDENT SCHOOL DISTRICT
NOTES TO THE FINANCIAL STATEMENTS
FOR THE YEAR ENDED AUGUST 31, 2018

7. Discount Rate Sensitivity Analysis

The following schedule shows the impact of the Net Pension Liability if the discount rate used was 1% less than and 1% greater than the discount rate that was used (8%) in measuring the Net Pension Liability.

	1% Decrease in Discount Rate 7%	Discount Rate 8%	1% Increase in Discount Rate 9%
District's proportionate share of the net pension liability	\$ 8,288,131	\$ 4,916,431	\$ 2,108,943

8. Pension Liabilities, Pension Expense, and Deferred Outflows of Resources and Deferred Inflows of Resources Related to Pensions

At August 31, 2018, the District reported a liability of \$4,916,431 for its proportionate share of the TRS's net pension liability. This liability reflects a reduction for State pension support provided to the District. The amount recognized by the District as its proportionate share of the net pension liability, the related State support, and the total portion of the net pension liability that was associated with the District were as follows:

District's proportionate share of the collective net pension liability	\$ 4,916,431
State's proportionate share that is associated with District	<u>11,724,766</u>
Total	<u>\$ 16,641,197</u>

The net pension liability was measured as of August 31, 2017 and the total pension liability used to calculate the net pension liability was determined by an actuarial valuation as of that date. The District's proportion of the net pension liability was based on the District's contributions to the pension plan relative to the contributions of all employers to the plan for the period September 1, 2016 through August 31, 2017.

At August 31, 2017 the employer's proportion of the collective net pension liability was 0.0153760%. which was an increase (decrease) of 0.0000000% from its proportion measured as of August 31, 2016.

Changes Since the Prior Actuarial Valuation - There were no changes to the actuarial assumptions of other inputs that affected measurement of the total pension liability since the prior measurement period:

There were no changes of benefit terms that affected measurement of the total pension liability during the measurement period.

For the year ended August 31, 2018, the District recognized pension expense of \$894,318 and revenue of \$894,318 for support provided by the State.

At August 31, 2018, the District reported its proportionate share of the TRS' deferred outflows of resources and deferred inflows of resources related to pensions from the following sources:
 (The amounts below will be the cumulative layers from the current and prior years combined)

CALHOUN COUNTY INDEPENDENT SCHOOL DISTRICT
NOTES TO THE FINANCIAL STATEMENTS
FOR THE YEAR ENDED AUGUST 31, 2018

	<u>Deferred Outflows of Resources</u>	<u>Deferred Inflows of Resources</u>
Differences between expected and actual economic experience	\$ 71,930	\$ 265,137
Changes in actuarial assumptions	223,951	128,207
Difference between projected and actual investment earnings	-	358,299
Changes in proportion and difference between the District's contributions and the proportionate share of contributions	721,180	305,571
Contributions paid to TRS subsequent to the measurement date [to be calculated by employer]	<u>503,783</u>	<u>--</u>
Total	<u>\$ 1,520,844</u>	<u>\$ 1,057,214</u>

The net amounts of the District's balances of deferred outflows and inflows of resources related to pensions will be recognized in pension expense as follows:

<u>Year Ended August 31</u>	<u>Pension Expense Amount</u>
2019	\$ (31,837)
2020	\$ 281,992
2021	\$ (55,949)
2022	\$ (148,392)
2023	\$ (51,706)
Thereafter	\$ (34,261)

I. Defined Other Post-Employment Benefit Plans

1. Plan Description

The District participates in the Texas Public School Retired Employees Group Insurance Program (TRS-Care). It is a multiple-employer, cost-sharing defined Other Post-Employment Benefit (OPEB) plan that has a special funding situation. The plan is administered through a trust by the Teacher Retirement System of Texas (TRS) Board of Trustees. It is established and administered in accordance with the Texas Insurance Code, Chapter 1575.

2. OPEB Plan Fiduciary Net Position

Detail information about the TRS-Care's fiduciary net position is available in the separately-issued TRS Comprehensive Annual Financial Report that includes financial statements and required supplementary information. That report may be obtained on the Internet at <http://www.trs.state.tx.us/about/documents/cafr.pdf#CAFR>; by writing to TRS at 1000 Red River Street, Austin, TX 78701-2698; or by calling (512) 542-6592.

Components of the net OPEB liability of the TRS-Care plan as of August 31, 2017 are as follows:

CALHOUN COUNTY INDEPENDENT SCHOOL DISTRICT
NOTES TO THE FINANCIAL STATEMENTS
FOR THE YEAR ENDED AUGUST 31, 2018

Net OPEB Liability:	Total
Total OPEB liability	\$ 43,885,784,621
Less: plan fiduciary net position	<u>399,535,986</u>
Net OPEB liability	<u>\$ 43,486,248,635</u>
Net position as a percentage of total OPEB liability	0.91%

3. Benefits Provided

TRS-Care provides a basic health insurance coverage (TRS-Care 1), at no cost to all retirees from public schools, charter schools, regional education service centers and other educational districts who are members of the TRS pension plan. Optional dependent coverage is available for an additional fee.

Eligible retirees and their dependents not enrolled in Medicare may pay premiums to participate in one of two optional insurance plans with more comprehensive benefits (TRS-Care 2 and TRS-Care 3). Eligible retirees and dependents enrolled in Medicare may elect to participate in one of two Medicare health plans for an additional fee. To qualify for TRS-Care coverage, a retiree must have at least 10 years of service credit in the TRS pension system. The Board of Trustees is granted the authority to establish basic and optional group insurance coverage for participants as well as to amend benefit terms as needed under Chapter 1575.052. There are no automatic post-employment benefit changes, including automatic COLAs.

The premium rates for the optional health insurance are based on years of service of the member. The schedule below shows the monthly rates for the average retiree with Medicare Parts A&B coverage, with 20 to 29 years of service for the basic plan and the two optional plans:

Monthly TRS-Care Plan Premium Rates			
Effective September 1, 2016 - December 31, 2017			
	TRS-Care 1 Basic Plan	TRS-Care 2 Optional Plan	TRS-Care 3 Optional Plan
Retiree*	\$ --	\$ 70	\$ 100
Retiree and Spouse	20	175	255
Retiree* and Children	41	132	182
Retiree and Family	61	237	337
Surviving Children Only * or surviving spouse	28	62	82

4. Contributions

Contribution rates for the TRS-Care plan are established in state statute by the Texas Legislature, and there is no continuing obligation to provide benefits beyond each fiscal year. The TRS-Care plan is currently funded on a pay-as-you-go basis and is subject to change based on available funding. Funding for TRS-Care is provided by retiree premium contributions and contributions from the State, active employees and school districts based upon public school district payroll. The TRS board of trustees does not have the authority to set or amend contribution rates.

Texas Insurance Code, section 1575.202 establishes the state's contribution rate which is 1.0% of the employee's salary. Section 1575.203 establishes the active employee's rate which is .65% of pay. Section 1575.204 establishes an employer contribution rate of not less than 0.25 percent or not more than 0.75 percent of the salary of each active employee of the public. The actual employer contribution rate is prescribed by the Legislature in the General Appropriations Act. The following table shows contributions to the TRS-Care plan by type of contributor.

CALHOUN COUNTY INDEPENDENT SCHOOL DISTRICT
NOTES TO THE FINANCIAL STATEMENTS
FOR THE YEAR ENDED AUGUST 31, 2018

Contribution Rates		
	2017	2018
Active Employee	0.65%	0.65%
Non-Employer Contributing Entity (NECE) - State	1.00%	1.25%
Employers	0.55%	0.75%
Federal/Private Funding Remitted by Employers	1.00%	1.25%

Current fiscal year District contributions	\$	191,475
Current fiscal year Member contributions	\$	140,032
2017 measurement year NECE contributions	\$	203,751

In addition to the employer contributions listed above, there is an additional surcharge all TRS employers are subject to, regardless of whether they participate in the TRS-Care OPEB program. When employers hire a TRS retiree, they are required to pay to TRS-Care a monthly surcharge of \$535 per retiree.

TRS-Care received supplemental appropriations from the State of Texas as the NECE in the amount of \$15.6 million in fiscal year 2017 and \$182.6 million in fiscal year 2018.

5. Actuarial Assumptions

The total OPEB liability in the August 31, 2017 actuarial valuation was determined using the following actuarial assumptions:

The actuarial valuation of TRS-Care is similar to the actuarial valuations performed for the pension plan, except that the OPEB valuation is more complex. All of the demographic assumptions, including mortality, and most of the economic assumptions are identical to those adopted by the Board in 2015 and are based on the 2014 actuarial experience study of TRS.

The active mortality rates were based on 90 percent of the RP-2014 Employee Mortality Tables for males and females. The post-retirement mortality rates were based on the 2015 TRS of Texas Healthy Pensioner Mortality Tables.

The following assumptions and other inputs used for members of TRS-Care are identical to the assumptions used in the August 31, 2017 TRS pension actuarial valuation:

Rates of Mortality	General Inflation
Rates of Retirement	Wage Inflation
Rates of Termination	Expected Payroll Growth
Rates of Disability Incidence	

CALHOUN COUNTY INDEPENDENT SCHOOL DISTRICT
NOTES TO THE FINANCIAL STATEMENTS
FOR THE YEAR ENDED AUGUST 31, 2018

Additional Actuarial Methods and Assumptions:

Valuation Date	August 31, 2017
Actuarial Cost Method	Individual Entry Age Normal
Inflation	2.50%
Discount Rate *	3.42% *
Aging Factors	Based on plan specific experience
Expenses	Third-party administrative expenses related to the delivery of health care benefits are included in the age-adjusted claims costs.
Payroll Growth Rate	2.50%
Projected Salary Increases **	3.50% to 9.50% **
Healthcare Trend Rates ***	4.50% to 12.00% ***
Election Rates	Normal Retirement: 70% participation prior to age 65 and 75% participation after age 65
Ad Hoc Post-Employment Benefit Changes	None

*Source: Fixed income municipal bonds with 20 years to maturity that include only federal tax-exempt municipal bonds as reported in Fidelity Index's "20-year Municipal GO AA Index" as of August 31, 2017.

**Includes inflation at 2.50%

***Initial trend rates are 7.00% for non-Medicare retirees; 10.00% for Medicare retirees and 12.00% for prescriptions for all retirees. Initial trend rates decrease to an ultimate trend rate of 4.50% over a period of 10 years.

6. Discount Rate

A single discount rate of 3.42% was used to measure the total OPEB liability. There was a change of 0.44% in the discount rate since the previous year. Because the plan is essentially a "pay-as-you-go" plan, there are no investments and the single discount rate is equal to the prevailing municipal bond rate. The projection of cash flows used to determine the discount rate assumed that contributions from active members and those of the contributing employers and the non-employer contributing entity are made at the statutorily required rates. Based on those assumptions, the OPEB plan's fiduciary net position was projected not to be able to make all future benefit payments of current plan members. Therefore, the municipal bond rate was applied to all periods of projected benefit payments to determine the total OPEB liability. The source of the municipal bond rate was fixed-income municipal bonds with 20 years to maturity that include only federally tax-exempt municipal bonds as reported in Fidelity Index's "20-year Municipal GO AA Index" as of August 31, 2017.

7. Discount Rate Sensitivity Analysis

The following schedule shows the impact on the net OPEB liability if the discount rate used was 1% less than and 1% greater than the discount rate that was used in measuring the net OPEB liability.

	1% Decrease in Discount Rate (2.42%)	Current Single Discount Rate (3.42%)	1% Increase in Discount Rate (4.42%)
District's proportionate share of net OPEB liability	\$ 14,351,401	\$ 12,159,646	\$ 10,397,969

8. Healthcare Cost Trend Rates Sensitivity Analysis

The following presents the net OPEB liability of the plan using the assumed healthcare cost trend rate, as well as what the net OPEB liability would be if it were calculated using a trend rate that is 1% less than and 1% greater than the assumed healthcare cost trend rate:

CALHOUN COUNTY INDEPENDENT SCHOOL DISTRICT
NOTES TO THE FINANCIAL STATEMENTS
FOR THE YEAR ENDED AUGUST 31, 2018

	1% Decrease	Current Healthcare Cost Trend Rate	1% Increase
District's proportionate share of net OPEB liability	\$ 10,124,120	\$ 12,159,646	\$ 14,830,512

9. OPEB Liabilities, OPEB Expense, and Deferred Outflows of Resources and Deferred Inflows of Resources Related to OPEBs

At August 31, 2018, the District reported a liability of \$12,159,646 for its proportionate share of the TRS's net OPEB liability. This liability reflects a reduction for State OPEB support provided to the District. The amount recognized by the District as its proportionate share of the net OPEB liability, the related State support, and the total portion of the net OPEB liability that was associated with the District were as follows:

District's proportionate share of the collective net OPEB liability	\$ 12,159,646
State's proportionate share that is associated with the District	<u>\$ 17,042,404</u>
Total	<u>\$ 29,202,050</u>

The net OPEB liability was measured as of August 31, 2017 and the total OPEB liability used to calculate the net OPEB liability was determined by an actuarial valuation as of that date. The District's proportion of the net OPEB liability was based on the District's contributions to their OPEB plan relative to the contributions of all employers to the plan for the period September 1, 2016 through August 31, 2017.

At August 31, 2017 the District's proportion of the collective net OPEB liability was 0.0279620.

Since this is the first year of implementation, the District does not have the proportion measured as of August 31, 2016.

The Notes to the Financial Statements for August 31, 2016 for TRS stated that the change in proportion was immaterial, and therefore, disregarded this year.

10. Changes Since the Prior Actuarial Valuation.

The following were changes to the actuarial assumptions or other inputs that affected the measurement of the total OPEB liability since the prior measurement period:

- a. Significant plan changes were adopted during the fiscal year ending August 31, 2017. Effective January 1, 2018, only one health plan option will exist (instead of three), and all retirees will be required to contribute monthly premiums for coverage. The health plan changes triggered changes to several of the assumptions, including participation rates, retirement rates, and spousal participation rates.
- b. The August 31, 2016 valuation had assumed that the savings related to the Medicare Part D reimbursements would phase out by 2022. This assumption was removed for the August 31, 2017 valuation. Although there is uncertainty regarding these federal subsidies, the new assumption better reflects the current substantive plan. This change was unrelated to the plan amendment and its impact was included as an assumption change in the reconciliation of the total OPEB liability. This change significantly lowered the OPEB liability.
- c. The discount rate changed from 2.98% as of August 31, 2016 to 3.42% as of August 31, 2017. This change lowered total OPEB liability.

The Affordable Care Act includes a 40% excise tax on high-cost health plans known as the "Cadillac tax." In this valuation the impact of this tax has been calculated as a portion of the trend assumption. Assumptions and methods used to determine the impact of the Cadillac Tax include:

- a. 2018 thresholds of \$850/\$2,292 were indexed annually by 2.50%.
- b. Premium data submitted was not adjusted for permissible exclusions to the Cadillac Tax.

CALHOUN COUNTY INDEPENDENT SCHOOL DISTRICT
NOTES TO THE FINANCIAL STATEMENTS
FOR THE YEAR ENDED AUGUST 31, 2018

- c. There were no special adjustments to the dollar limit other than those permissible for non-Medicare retirees over 55.

Results indicate that the value of the excise tax would be reasonably represented by a 25 basis-point addition to the long-term trend rate assumption.

Future actuarial measurements may differ significantly from the current measurements due to such factors as the following: plan experience differing from that anticipated by the economic or demographic assumptions; changes in economic or demographic assumptions; increases or decreases expected as part of the natural operation of the methodology used for these measurements; and changes in plan provision or applicable law.

There were no changes of benefit terms that affected measurement of the total OPEB liability during the measurement period.

For the year ended August 31, 2018, the District recognized OPEB expense of \$(5,702,842) and revenue of \$(5,702,842) for support provided by the State.

At August 31, 2018, the District reported its proportionate share of the TRS's deferred outflows of resources and deferred inflows of resources related to other post-employment benefits from the following sources:

	Deferred Outflow of Resources	Deferred Inflow of Resources
Differences between expected and actual economic experience	\$ --	\$ 253,842
Changes in actuarial assumptions	--	4,832,561
Differences between projected and actual investment earnings	1,847	--
Changes in proportion and difference between the District's contributions and the proportionate share of contributions	58	--
Contributions paid to TRS subsequent to the measurement date	191,475	
	\$ 193,380	5,086,403

The net amounts of the District's balances of deferred outflows and inflows of resources related to OPEB will be recognized in OPEB expense as follows:

Year ended August 31,	Amount
2019	\$ (670,905)
2020	\$ (670,905)
2021	\$ (670,905)
2022	\$ (670,905)
2023	\$ (671,367)
Thereafter	\$ (1,729,511)

CALHOUN COUNTY INDEPENDENT SCHOOL DISTRICT
NOTES TO THE FINANCIAL STATEMENTS
FOR THE YEAR ENDED AUGUST 31, 2018

J. Employee Health Care Coverage

During the year ended August 31, 2018, employees of the District were covered by a health insurance plan (the Plan). The District paid premiums of \$351 per month per employee to the Plan. Employees, at their option, authorized payroll withholdings to pay premiums for dependents. All premiums were paid to a licensed insurer. The Plan was authorized by Section 21.922, Texas Education Code and was documented by contractual agreement.

The contract between the District and the licensed insurer is renewable September 1, and terms of coverage and premium costs are included in the contractual provisions.

K. Commitments and Contingencies

1. Contingencies

The District participates in grant programs which are governed by various rules and regulations of the grantor agencies. Costs charged to the respective grant programs are subject to audit and adjustment by the grantor agencies; therefore, to the extent that the District has not complied with the rules and regulations governing the grants, refunds of any money received may be required and the collectibility of any related receivable may be impaired. In the opinion of the District, there are no significant contingent liabilities relating to compliance with the rules and regulations governing the respective grants; therefore, no provision has been recorded in the accompanying basic financial statements for such contingencies.

L. Prior Period Adjustment

During fiscal year 2018, the District adopted GASB Statement No. 75 for Accounting and Financial Reporting for Postemployment Benefits Other Than Pensions. With GASB 75, the District must assume their proportionate share of the Net OPEB liability of the Teacher Retirement System of Texas. Adoption of GASB 75 required a prior period adjustment to report the effect of GASB 75 retroactively. The prior period adjustment totaled \$21,321,865 which resulted in a restated beginning net position balance of \$46,100,423.

Required Supplementary Information

Required supplementary information includes financial information and disclosures required by the Governmental Accounting Standards Board but not considered a part of the basic financial statements.

CALHOUN COUNTY INDEPENDENT SCHOOL DISTRICT
GENERAL FUND
BUDGETARY COMPARISON SCHEDULE
FOR THE YEAR ENDED AUGUST 31, 2018

EXHIBIT G-1

Data Control Codes	1		2		3		Variance with Final Budget Positive (Negative)
	Budgeted Amounts				Actual		
	Original	Final					
REVENUES:							
5700	Local and Intermediate Sources	\$ 36,370,177	\$ 36,370,177	\$ 36,722,342	\$	352,165	
5800	State Program Revenues	3,038,966	3,038,966	3,418,770		379,804	
5900	Federal Program Revenues	280,000	280,000	231,934		(48,066)	
5020	Total Revenues	<u>39,689,143</u>	<u>39,689,143</u>	<u>40,373,046</u>		<u>683,903</u>	
EXPENDITURES:							
Current:							
Instruction & Instructional Related Services:							
0011	Instruction	18,433,780	18,433,780	18,157,646		276,134	
0012	Instructional Resources and Media Services	342,506	342,506	341,271		1,235	
0013	Curriculum and Staff Development	104,233	104,233	68,392		35,841	
	Total Instruction & Instr. Related Services	<u>18,880,519</u>	<u>18,880,519</u>	<u>18,567,309</u>		<u>313,210</u>	
Instructional and School Leadership:							
0021	Instructional Leadership	439,119	439,119	409,833		29,286	
0023	School Leadership	2,038,719	2,038,719	2,023,630		15,089	
	Total Instructional & School Leadership	<u>2,477,838</u>	<u>2,477,838</u>	<u>2,433,463</u>		<u>44,375</u>	
Support Services - Student (Pupil):							
0031	Guidance, Counseling and Evaluation Services	1,086,474	1,086,474	1,085,202		1,272	
0032	Social Work Services	46,985	46,985	44,451		2,534	
0033	Health Services	240,313	240,313	238,615		1,698	
0034	Student (Pupil) Transportation	1,093,075	1,093,075	1,029,570		63,505	
0035	Food Services	30,000	30,000	-		30,000	
0036	Cocurricular/Extracurricular Activities	1,265,861	1,265,861	1,228,842		37,019	
	Total Support Services - Student (Pupil)	<u>3,762,708</u>	<u>3,762,708</u>	<u>3,626,680</u>		<u>136,028</u>	
Administrative Support Services:							
0041	General Administration	1,205,371	1,205,371	1,162,065		43,306	
	Total Administrative Support Services	<u>1,205,371</u>	<u>1,205,371</u>	<u>1,162,065</u>		<u>43,306</u>	
Support Services - Nonstudent Based:							
0051	Plant Maintenance and Operations	4,957,833	4,957,833	4,740,182		217,651	
0052	Security and Monitoring Services	164,276	164,276	158,294		5,982	
0053	Data Processing Services	691,346	691,346	661,970		29,376	
	Total Support Services - Nonstudent Based	<u>5,813,455</u>	<u>5,813,455</u>	<u>5,560,446</u>		<u>253,009</u>	
Ancillary Services:							
0061	Community Services	77,136	77,136	74,960		2,176	
	Total Ancillary Services	<u>77,136</u>	<u>77,136</u>	<u>74,960</u>		<u>2,176</u>	
Intergovernmental Charges:							
0091	Contracted Instr. Services Between Public Schools	7,298,256	7,298,256	7,084,688		213,568	
0099	Other Intergovernmental Charges	609,565	609,565	609,564		1	
	Total Intergovernmental Charges	<u>7,907,821</u>	<u>7,907,821</u>	<u>7,694,252</u>		<u>213,569</u>	
6030	Total Expenditures	<u>40,124,848</u>	<u>40,124,848</u>	<u>39,119,175</u>		<u>1,005,673</u>	
1100	Excess (Deficiency) of Revenues Over (Under)						
1100	Expenditures	(435,705)	(435,705)	1,253,871		1,689,576	
1200	Net Change in Fund Balance	(435,705)	(435,705)	1,253,871		1,689,576	
0100	Fund Balance - Beginning	24,139,793	24,139,793	24,139,793		-	
3000	Fund Balance - Ending	<u>\$ 23,704,088</u>	<u>\$ 23,704,088</u>	<u>\$ 25,393,664</u>		<u>\$ 1,689,576</u>	

CALHOUN COUNTY INDEPENDENT SCHOOL DISTRICT
SCHEDULE OF THE DISTRICT'S PROPORTIONATE
SHARE OF THE NET PENSION LIABILITY
TEACHER RETIREMENT SYSTEM OF TEXAS
LAST TEN FISCAL YEARS *

	Fiscal Year			
	2018	2017	2016	2015
District's proportion of the net pension liability (asset)	0.0153760443%	0.0161322366%	0.0170881000%	0.0123110000%
District's proportionate share of the net pension liability (asset)	\$ 4,916,431	\$ 6,096,132	\$ 6,040,416	\$ 3,288,438
State's proportionate share of the net pension liability (asset) associated with the District	11,724,766	14,864,443	14,351,802	12,394,175
Total	\$ 16,641,197	\$ 20,960,575	\$ 20,392,218	\$ 15,682,613
District's covered-employee payroll	\$ 21,906,118	\$ 22,478,000	\$ 21,994,796	\$ 21,586,309
District's proportionate share of the net pension liability (asset) as a percentage of its covered-employee payroll	22.44%	27.12%	27.46%	15.23%
Plan fiduciary net position as a percentage of the total pension liability	82.17%	78.00%	78.43%	83.25%

* This schedule is presented to illustrate the requirement to show information for 10 years. However, until a full 10-year trend is compiled, this schedule provides the information only for those years for which information is available.

CALHOUN COUNTY INDEPENDENT SCHOOL DISTRICT
SCHEDULE OF DISTRICT CONTRIBUTIONS
TEACHER RETIREMENT SYSTEM OF TEXAS
LAST TEN FISCAL YEARS *

	Fiscal Year			
	2018	2017	2016	2015
Contractually required contribution	\$ 503,783	\$ 503,937	\$ 512,567	\$ 505,986
Contributions in relation to the contractually required contribution	(503,783)	(503,937)	(512,567)	(505,986)
Contribution deficiency (excess)	\$ --	\$ --	\$ --	\$ --
District's covered-employee payroll	\$ 21,929,758	\$ 21,906,118	\$ 22,478,000	\$ 21,994,796
Contributions as a percentage of covered-employee payroll	2.30%	2.30%	2.28%	2.30%

* This schedule is presented to illustrate the requirement to show information for 10 years. However, until a full 10-year trend is compiled, this schedule provides the information for those years for which information is available.

CALHOUN COUNTY INDEPENDENT SCHOOL DISTRICT
SCHEDULE OF THE DISTRICT'S PROPORTIONATE
SHARE OF THE NET OPEB LIABILITY
TEACHER RETIREMENT SYSTEM OF TEXAS
LAST TEN FISCAL YEARS *

	<u>2017</u>
District's proportion of the collective net OPEB liability	0.0279620480%
District's proportionate share of the collective net OPEB liability	\$ 12,159,646
State proportionate share of the Net OPEB Liability (Asset) associated with the District	\$ 17,042,404
Total	<u>\$ 29,202,050</u>
District's covered-employee payroll	\$ 21,906,118
District's proportionate share of the net OPEB liability as a percentage of its covered-employee payroll	55.51%
Plan fiduciary net position as a percentage of the total OPEB liability	0.91%

* This schedule is presented to illustrate the requirement to show information for 10 years. However, until a full 10-year trend is compiled, this schedule provides the information only for those years for which information is available.

CALHOUN COUNTY INDEPENDENT SCHOOL DISTRICT
SCHEDULE OF THE DISTRICT'S OPEB CONTRIBUTIONS
TEACHER RETIREMENT SYSTEM OF TEXAS
LAST TEN FISCAL YEARS *

Fiscal Year Ended
 August
2018

Contractually Required District contribution	\$ 191,475
Contribution recognized by OPEB in relation to statutorily or contractually required contribution	<u>(191,475)</u>
Contribution deficiency (excess)	<u>\$ 382,950</u>
District's covered-employee payroll	\$ 21,929,758
Contributions as a percentage of covered-employee payroll	0.87%

* This schedule is presented to illustrate the requirement to show information for 10 years. However, until a full 10-year trend is compiled, this schedule provides the information for those years for which information is available.

CALHOUN COUNTY INDEPENDENT SCHOOL DISTRICT
NOTES TO REQUIRED SUPPLEMENTARY INFORMATION
FOR THE YEAR ENDED AUGUST 31, 2018

Budget

The official budget was prepared for adoption for all Governmental Fund Types. The budget was prepared in accordance with accounting practices generally accepted in the United States of America. The following procedures are followed in establishing the budgetary data.:

- a. Prior to August 21 of the preceding fiscal year, the District prepares a budget for the next succeeding fiscal year. The operating budget includes proposed expenditures and the means of financing them.
- b. A meeting of the Board is then called for the purpose of adopting the proposed budget after ten days' public notice of the meeting has been given.
- c. Prior to the beginning of the fiscal year, the budget is legally enacted through passage of a resolution by the Board.

Once a budget is approved, it can be amended at function and fund level only by approval of a majority of the members of the Board. Amendments are presented to the Board at its regular meetings.

Each amendment must have Board approval. Such amendments are made before the fact, are reflected in the official minutes of the Board and are not made after fiscal year end as required by law.

Each amendment is controlled by the budget coordinator at the revenue and expenditure function/object level. Budgeted amounts are as amended by the Board. All budget appropriations lapse at year end.

Encumbrances for goods or purchased services are documented by purchase orders or contracts. Under Texas law, appropriations lapse at August 31, and encumbrances outstanding at that time are to be either cancelled or appropriately provided for in the subsequent year's budget. There were no end-of-year outstanding encumbrances that were provided for in the subsequent year's budget.

Defined Benefit Pension Plan

Changes of benefit terms

There were no changes of benefit terms that affected measurement of the total pension liability during the measurement period.

Changes of assumptions

There were no changes of assumptions or other inputs that affected measurement of the total pension liability during the measurement period.

*Combining Statements and Budget Comparisons
as Supplementary Information*

This supplementary information includes financial statements and schedules not required by the Governmental Accounting Standards Board, nor a part of the basic financial statements, but are presented for purposes of additional analysis.

289 Title IV Part A Subpart 1	392 Non-Educational Community-Based Support	410 State Textbook Fund	429 State Funded Special Revenue Fund	461 Campus Activity Funds
\$ (215,857)	\$ (1,774)	\$ (3,132)	\$ (381)	\$ 378,731
--	--	--	--	--
228,236	1,774	3,132	--	--
--	--	--	381	--
--	--	--	--	99
<u>12,379</u>	<u>--</u>	<u>--</u>	<u>--</u>	<u>378,830</u>
\$ 12,379	\$ --	\$ --	\$ --	\$ 1,863
--	--	--	--	--
--	--	--	--	--
--	--	--	--	--
<u>12,379</u>	<u>--</u>	<u>--</u>	<u>--</u>	<u>1,863</u>
--	--	--	--	--
--	--	--	--	376,967
<u>12,379</u>	<u>--</u>	<u>--</u>	<u>--</u>	<u>376,967</u>
\$ 12,379	\$ --	\$ --	\$ --	\$ 378,830

CALHOUN COUNTY INDEPENDENT SCHOOL DISTRICT
COMBINING BALANCE SHEET
NONMAJOR SPECIAL REVENUE FUNDS
AUGUST 31, 2018

Data Control Codes	498 Insurance Fund	499 TSR Project Mentor	Total Nonmajor Special Revenue Funds (See Exhibit C-1)
ASSETS:			
1110	\$ (286,755)	\$ 177,448	\$ 399,216
1120	--	--	200,863
1240	--	--	404,394
1260	--	--	381
1290	286,755	--	286,854
1300	--	--	18,738
1000	<u> </u>	<u> </u>	<u> </u>
	<u> </u>	<u>177,448</u>	<u>1,310,446</u>
LIABILITIES:			
Current Liabilities:			
2110	\$ --	\$ --	\$ 166,385
2170	--	--	5,448
2180	--	--	16,500
2300	--	2,500	2,500
2000	<u> </u>	<u> </u>	<u> </u>
	<u> </u>	<u>2,500</u>	<u>190,833</u>
FUND BALANCES:			
Nonspendable Fund Balances:			
3410	--	--	18,738
Restricted Fund Balances:			
3450	--	--	548,960
3490	--	174,948	174,948
Unassigned, Reported in Nonmajor:			
3610	--	--	376,967
3000	<u> </u>	<u> </u>	<u> </u>
	<u> </u>	<u>174,948</u>	<u>1,119,613</u>
4000	<u> </u>	<u> </u>	<u> </u>
	<u>\$ --</u>	<u>\$ 177,448</u>	<u>\$ 1,310,446</u>

244 Career and Tech Basic Grant	255 ESEA Title II Training & Recruiting	263 English Language Acquisition and Enhancement	270 ESEA, Title VI Part B, Subpart 2 Rural School	289 Title IV Part A Subpart 1
\$ --	\$ --	\$ --	\$ --	\$ --
--	--	--	--	--
45,069	115,215	31,055	53,768	249,561
<u>45,069</u>	<u>115,215</u>	<u>31,055</u>	<u>53,768</u>	<u>249,561</u>
44,919	--	13,311	50,387	181,055
--	--	--	--	--
150	110,798	14,731	1,767	9,090
--	3,398	1,082	1,614	416
--	602	1,931	--	--
--	417	--	--	--
--	--	--	--	--
--	--	--	--	5,000
--	--	--	--	--
--	--	--	--	--
--	--	--	--	54,000
--	--	--	--	--
<u>45,069</u>	<u>115,215</u>	<u>31,055</u>	<u>53,768</u>	<u>249,561</u>
--	--	--	--	--
--	--	--	--	--
<u>\$ --</u>	<u>\$ --</u>	<u>\$ --</u>	<u>\$ --</u>	<u>\$ --</u>

429 State Funded Special Revenue Fund	461 Campus Activity Funds	498 Insurance Fund	499 TSR Project Mentor	Total Nonmajor Special Revenue Funds (See Exhibit C-2)
\$ --	\$ 344,974	\$ 517,197	\$ 173,542	\$ 1,324,032
4,200	-	147	--	193,054
--	--	10,851	--	4,227,896
<u>4,200</u>	<u>344,974</u>	<u>528,195</u>	<u>173,542</u>	<u>5,744,982</u>
4,200	60,799	--	50,127	1,832,800
--	45,562	--	--	45,562
--	4,256	--	--	144,211
--	--	--	--	112,065
--	8,098	--	421	12,256
--	--	--	--	208,643
--	--	--	--	177
--	1,473	--	--	6,473
--	--	--	--	2,045,897
--	159,321	--	--	159,321
--	4,634	--	--	4,634
--	1,207	528,195	--	585,665
--	--	--	--	79,709
<u>4,200</u>	<u>285,350</u>	<u>528,195</u>	<u>50,548</u>	<u>5,237,413</u>
--	59,624	--	122,994	507,569
--	59,624	--	122,994	507,569
--	317,343	--	51,954	612,044
<u>\$ --</u>	<u>\$ 376,967</u>	<u>\$ --</u>	<u>\$ 174,948</u>	<u>\$ 1,119,613</u>

CALHOUN COUNTY INDEPENDENT SCHOOL DISTRICT

**CAPITAL PROJECTS FUND
BUDGETARY COMPARISON SCHEDULE
FOR THE YEAR ENDED AUGUST 31, 2018**

EXHIBIT H-3

Data Control Codes	1	2	3
	Budget	Actual	Variance Positive (Negative)
REVENUES:			
5700 <i>Local and Intermediate Sources</i>	\$ --	\$ 176,284	\$ 176,284
5020 Total Revenues	<u>--</u>	<u>176,284</u>	<u>176,284</u>
EXPENDITURES:			
Current:			
Support Services - Student (Pupil):			
0034 <i>Student (Pupil) Transportation</i>	6,600	6,600	--
Total Support Services - Student (Pupil)	<u>6,600</u>	<u>6,600</u>	<u>--</u>
Support Services - Nonstudent Based:			
0051 <i>Plant Maintenance and Operations</i>	217,244	127,445	89,799
Total Support Services - Nonstudent Based	<u>217,244</u>	<u>127,445</u>	<u>89,799</u>
Capital Outlay:			
0081 <i>Capital Outlay</i>	19,879,834	12,881,774	6,998,060
Total Capital Outlay	<u>19,879,834</u>	<u>12,881,774</u>	<u>6,998,060</u>
6030 Total Expenditures	<u>20,103,678</u>	<u>13,015,819</u>	<u>7,087,859</u>
1100 Excess (Deficiency) of Revenues Over (Under)			
1100 Expenditures	(20,103,678)	(12,839,535)	7,264,143
1200 Net Change in Fund Balance	<u>(20,103,678)</u>	<u>(12,839,535)</u>	<u>7,264,143</u>
0100 Fund Balance - Beginning	17,757,236	17,757,237	1
3000 Fund Balance - Ending	<u>\$ (2,346,442)</u>	<u>\$ 4,917,702</u>	<u>\$ 7,264,144</u>

Other Supplementary Information

This section includes financial information and disclosures not required by the Governmental Accounting Standards Board and not considered a part of the basic financial statements. It may, however, include information which is required by other entities.

10 Beginning Balance 9/1/17	20 Current Year's Total Levy	31 Maintenance Collections	32 Debt Service Collections	40 Entire Year's Adjustments	50 Ending Balance 8/31/18
\$ 81,927	\$ --	\$ 1,698	\$ 128	\$ (14,171)	\$ 65,930
35,399	--	891	69	(6,613)	27,827
39,423	--	931	83	(9,745)	28,663
33,682	--	2,644	219	(5,233)	25,586
40,940	--	4,990	384	(8,675)	26,892
43,521	--	9,450	681	(16)	33,374
89,290	--	19,965	4,546	2,791	67,570
144,549	--	50,016	12,190	2,960	85,303
445,287	--	227,317	55,403	(4,346)	158,220
--	44,051,616	34,662,952	8,448,282	(209,670)	730,712
<u>\$ 954,018</u>	<u>\$ 44,051,616</u>	<u>\$ 34,980,855</u>	<u>\$ 8,521,985</u>	<u>\$ (252,717)</u>	<u>\$ 1,250,078</u>
\$ --	\$ --	\$ --	\$ --	\$ --	\$ --

CALHOUN COUNTY INDEPENDENT SCHOOL DISTRICT
NATIONAL SCHOOL BREAKFAST AND LUNCH PROGRAM
BUDGETARY COMPARISON SCHEDULE
FOR THE YEAR ENDED AUGUST 31, 2018

EXHIBIT J-2

Data Control Codes	1	2	3
	Budget	Actual	Variance Positive (Negative)
REVENUES:			
5700 <i>Local and Intermediate Sources</i>	\$ 460,000	\$ 288,319	\$ (171,681)
5800 <i>State Program Revenues</i>	75,117	30,770	(44,347)
5900 <i>Federal Program Revenues</i>	1,634,021	2,053,772	419,751
5020 Total Revenues	<u>2,169,138</u>	<u>2,372,861</u>	<u>203,723</u>
EXPENDITURES:			
Current:			
Support Services - Student (Pupil):			
0035 <i>Food Services</i>	2,166,998	2,045,897	121,101
Total Support Services - Student (Pupil)	<u>2,166,998</u>	<u>2,045,897</u>	<u>121,101</u>
Support Services - Nonstudent Based:			
0051 <i>Plant Maintenance and Operations</i>	2,140	2,013	127
Total Support Services - Nonstudent Based	<u>2,140</u>	<u>2,013</u>	<u>127</u>
6030 Total Expenditures	<u>2,169,138</u>	<u>2,047,910</u>	<u>121,228</u>
1100 Excess (Deficiency) of Revenues Over (Under)			
1100 Expenditures	--	324,951	324,951
1200 Net Change in Fund Balance	--	324,951	324,951
0100 Fund Balance - Beginning	242,747	242,747	--
3000 Fund Balance - Ending	<u>\$ 242,747</u>	<u>\$ 567,698</u>	<u>\$ 324,951</u>

CALHOUN COUNTY INDEPENDENT SCHOOL DISTRICT

EXHIBIT J-3

**DEBT SERVICE FUND
BUDGETARY COMPARISON SCHEDULE
FOR THE YEAR ENDED AUGUST 31, 2018**

Data Control Codes	1	2	3
	<u>Budget</u>	<u>Actual</u>	Variance Positive (Negative)
REVENUES:			
5700 <i>Local and Intermediate Sources</i>	\$ 8,406,274	\$ 8,730,632	\$ 324,358
5800 <i>State Program Revenues</i>	--	102,683	102,683
5020 Total Revenues	<u>8,406,274</u>	<u>8,833,315</u>	<u>427,041</u>
EXPENDITURES:			
Debt Service:			
0071 <i>Principal on Long-Term Debt</i>	6,705,000	6,705,000	--
0072 <i>Interest on Long-Term Debt</i>	1,607,625	1,607,625	--
0073 <i>Bond Issuance Costs and Fees</i>	1,000	500	500
Total Debt Service	<u>8,313,625</u>	<u>8,313,125</u>	<u>500</u>
6030 Total Expenditures	<u>8,313,625</u>	<u>8,313,125</u>	<u>500</u>
1100 Excess (Deficiency) of Revenues Over (Under)			
1100 Expenditures	92,649	520,190	427,541
1200 Net Change in Fund Balance	<u>92,649</u>	<u>520,190</u>	<u>427,541</u>
0100 Fund Balance - Beginning	2,735,630	2,735,630	--
3000 Fund Balance - Ending	<u>\$ 2,828,279</u>	<u>\$ 3,255,820</u>	<u>\$ 427,541</u>



5934 S. Staples St. Ste. 201
Corpus Christi, TX 78413
Telephone: (361) 993-1000
Fax: (361) 991-2880

GOWLAND, STREALLY, MORALES & COMPANY, PLLC
Certified Public Accountants

Independent Auditor's Report on Internal Control over Financial Reporting and
On Compliance and Other Matters Based on an Audit of Financial Statements
Performed in Accordance With Government Auditing Standards

Board of Trustees
Calhoun County Independent School District
525 N. Commerce
Port Lavaca, Texas 77979

Members of the Board of Trustees:

We have audited, in accordance with the auditing standards generally accepted in the United States of America and the standards applicable to financial audits contained in *Government Auditing Standards* issued by the Comptroller General of the United States, the financial statements of the governmental activities, each major fund, and the aggregate remaining fund information of Calhoun County Independent School District, as of and for the year ended August 31, 2018, and the related notes to the financial statements, which collectively comprise Calhoun County Independent School District's basic financial statements, and have issued our report thereon dated November 16, 2018.

Internal Control Over Financial Reporting

In planning and performing our audit of the financial statements, we considered the Calhoun County Independent School District's internal control over financial reporting (internal control) to determine the audit procedures that are appropriate in the circumstances for the purpose of expressing our opinions on the financial statements, but not for the purpose of expressing an opinion on the effectiveness of the Calhoun County Independent School District's internal control. Accordingly, we do not express an opinion on the effectiveness of the Calhoun County Independent School District's internal control.

A *deficiency in internal control* exists when the design or operation of a control does not allow management or employees, in the normal course of performing their assigned functions, to prevent, or detect and correct, misstatements on a timely basis. A *material weakness* is a deficiency, or a combination of deficiencies, in internal control, such that there is a reasonable possibility that a material misstatement of the entity's financial statements will not be prevented, or detected and corrected on a timely basis. A *significant deficiency* is a deficiency, or a combination of deficiencies, in internal control that is less severe than a material weakness, yet important enough to merit attention by those charged with governance.

Our consideration of internal control was for the limited purpose described in the first paragraph of this section and was not designed to identify all deficiencies in internal control that might be material weaknesses or significant deficiencies. Given these limitations, during our audit we did not identify any deficiencies in internal control that we consider to be material weaknesses. However, material weaknesses may exist that have not been identified.

Compliance and Other Matters

As part of obtaining reasonable assurance about whether the Calhoun County Independent School District's financial statements are free from material misstatement, we performed tests of its compliance with certain provisions of laws, regulations, contracts, and grant agreements, noncompliance with which could have a direct and material effect on the determination of financial statement amounts. However, providing an opinion on compliance with those provisions was not an objective of our audit, and accordingly, we do not express such an opinion. The results of our tests disclosed no instances of noncompliance or other matters that are required to be reported under *Government Auditing Standards*.

Purpose of this Report

The purpose of this report is solely to describe the scope of our testing of internal control and compliance and the results of that testing, and not to provide an opinion on the effectiveness of the entity's internal control or on compliance. This report is an integral part of an audit performed in accordance with *Government Auditing Standards* in considering the entity's internal control and compliance. Accordingly, this communication is not suitable for any other purpose.

Respectfully submitted,

A handwritten signature in black ink, appearing to read "Samuel Staley Morales". The signature is written in a cursive, flowing style.

Gowland, Staley, Morales & Company

Corpus Christi, Texas
November 16, 2018



GOWLAND, STREATLY, MORALES & COMPANY, PLLC

Certified Public Accountants

5934 S. Staples St. Ste. 201
Corpus Christi, TX 78413
Telephone: (361) 993-1000
Fax: (361) 991-2880

Independent Auditor's Report on Compliance for Each Major Program and on Internal
Control Over Compliance Required by the Uniform Guidance

Board of Trustees
Calhoun County Independent School District
525 N. Commerce
Port Lavaca, Texas 77979

Members of the Board of Trustees:

Report on Compliance for Each Major Federal Program

We have audited the Calhoun County Independent School District's compliance with the types of compliance requirements described in the *OMB Compliance Supplement* that could have a direct and material effect on Calhoun County Independent School District's major federal program for the year ended August 31, 2018. Calhoun County Independent School District's major federal program is identified in the summary of auditor's results section of the accompanying schedule of findings and questioned costs.

Management's Responsibility

Management is responsible for compliance with federal statutes, regulations, and the terms and conditions of its federal awards applicable to its federal programs.

Auditor's Responsibility

Our responsibility is to express an opinion on compliance for each of Calhoun County Independent School District's major federal programs based on our audit of the types of compliance requirements referred to above. We conducted our audit of compliance in accordance with auditing standards generally accepted in the United States of America; the standards applicable to financial audits contained in *Government Auditing Standards*, issued by the Comptroller General of the United States; and the audit requirements of Title 2 U.S. Code of Federal Regulations Part 200, *Uniform Administrative Requirements, Cost Principles, and Audit Requirements for Federal Awards* (Uniform Guidance). Those standards and the Uniform Guidance require that we plan and perform the audit to obtain reasonable assurance about whether noncompliance with the types of compliance requirements referred to above that could have a direct and material effect on a major federal program occurred. An audit includes examining, on a test basis, evidence about the Calhoun County Independent School District's compliance with those requirements and performing such other procedures as we considered necessary in the circumstances.

We believe that our audit provides a reasonable basis for our opinion on compliance for each major federal program. However, our audit does not provide a legal determination of the Calhoun County Independent School District's compliance.

Opinion on Each Major Federal Program

In our opinion, the Calhoun County Independent School District complied, in all material respects, with the types of compliance requirements referred to above that could have a direct and material effect on its major federal program for the year ended August 31, 2018.

Report on Internal Control Over Compliance

Management of the Calhoun County Independent School District is responsible for establishing and maintaining effective internal control over compliance with the types of compliance requirements referred to above. In planning and performing our audit of compliance, we considered the Calhoun County Independent School District's internal control over compliance with the types of requirements that could have a direct and material effect on each major federal program to determine the auditing procedures that are appropriate in the circumstances for the purpose of expressing an opinion on compliance for each major federal program and to test and report on internal control over compliance in accordance with the Uniform Guidance, but not for the purpose of expressing an opinion on the effectiveness of internal control over compliance. Accordingly, we do not express an opinion on the effectiveness of the Calhoun County Independent School District's internal control over compliance.

A deficiency in internal control over compliance exists when the design or operation of a control over compliance does not allow management or employees, in the normal course of performing their assigned functions, to prevent, or detect and correct, noncompliance with a type of compliance requirement of a federal program on a timely basis. A *material weakness in internal control over compliance* is a deficiency, or a combination of deficiencies, in internal control over compliance, such that there is a reasonable possibility that material noncompliance with a type of compliance requirement of a federal program will not be prevented, or detected and corrected, on a timely basis. A *significant deficiency in internal control over compliance* is a deficiency, or a combination of deficiencies, in internal control over compliance with a type of compliance requirement of a federal program that is less severe than a material weakness in internal control over compliance, yet important enough to merit attention by those charged with governance.

Our consideration of internal control over compliance was for the limited purpose described in the first paragraph of this section and was not designed to identify all deficiencies in internal control over compliance that might be material weaknesses or significant deficiencies. We did not identify any deficiencies in internal control over compliance that we considered to be material weaknesses. However, material weaknesses may exist that have not been identified.

The purpose of this report on internal control over compliance is solely to describe the scope of our testing of internal control over compliance and the results of that testing based on the requirements of the Uniform Guidance. Accordingly, this report is not suitable for any other purpose.

Respectfully submitted,



Gowland, Streatly, Moraes & Company

Corpus Christi, Texas
November 16, 2018

CALHOUN COUNTY INDEPENDENT SCHOOL DISTRICT
SCHEDULE OF FINDINGS AND QUESTIONED COSTS
FOR THE YEAR ENDED AUGUST 31, 2018

A. Summary of Auditor's Results

1. Financial Statements

Type of auditor's report issued: Unmodified

Internal control over financial reporting:

One or more material weaknesses identified? Yes X No

One or more significant deficiencies identified that are not considered to be material weaknesses? Yes X None Reported

Noncompliance material to financial statements noted? Yes X No

2. Federal Awards

Internal control over major programs:

One or more material weaknesses identified? Yes X No

One or more significant deficiencies identified that are not considered to be material weaknesses? Yes X None Reported

Type of auditor's report issued on compliance for major programs: Unmodified

Any audit findings disclosed that are required to be reported in accordance with Title 2 U.S. Code of Federal Regulations (CFR) Part 200? Yes X No

Identification of major programs:

<u>CFDA Number(s)</u>	<u>Name of Federal Program or Cluster</u>
Food Service Cluster:	
10.553	School Breakfast Program
10.555	National School Lunch Program (Non-cash)
10.555	National School Lunch Program

Dollar threshold used to distinguish between type A and type B programs: \$750,000

Auditee qualified as low-risk auditee? X Yes No

B. Financial Statement Findings

NONE

C. Federal Award Findings and Questioned Costs

NONE

CALHOUN COUNTY INDEPENDENT SCHOOL DISTRICT
SUMMARY SCHEDULE OF PRIOR AUDIT FINDINGS
FOR THE YEAR ENDED AUGUST 31, 2018

<u>Finding/Recommendation</u>	<u>Current Status</u>	<u>Management's Explanation If Not Implemented</u>
-------------------------------	-----------------------	--

NONE - N/A

CALHOUN COUNTY INDEPENDENT SCHOOL DISTRICT
CORRECTIVE ACTION PLAN
FOR THE YEAR ENDED AUGUST 31, 2018

NONE REQUIRED - N/A

CALHOUN COUNTY INDEPENDENT SCHOOL DISTRICT
SCHEDULE OF EXPENDITURES OF FEDERAL AWARDS
FOR THE YEAR ENDED AUGUST 31, 2018

EXHIBIT K-1

(1)	(2)	(2A)	(3)	(3)
Federal Grantor/ Pass-Through Grantor/ Program or Cluster Title	Federal CFDA Number	Pass- Through Entity Identifying Number	Passed Through to Subrecipients	Federal Expenditures
CHILD NUTRITION CLUSTER:				
<u>U. S. Department of Agriculture</u>				
Passed Through State Department of Education:				
School Breakfast Program	10.553	71401801	\$	\$ 492,769
National School Lunch Program (Non-cash)	10.555	029-901		111,243
National School Lunch Program	10.555	71301801		1,449,760
Total CFDA Number 10.555			--	1,561,003
Total Passed Through State Department of Education			--	2,053,772
Total U. S. Department of Agriculture			--	2,053,772
Total Child Nutrition Cluster			--	2,053,772
SPECIAL EDUCATION (IDEA) CLUSTER:				
<u>U. S. Department of Education</u>				
Passed Through State Department of Education:				
IDEA-B Formula	84.027	1866000102990	--	735,775
IDEA-B Preschool	84.173	1866100102990	--	18,929
Total Passed Through State Department of Education			--	754,704
Total U. S. Department of Education			--	754,704
Total Special Education (IDEA) Cluster			--	754,704
OTHER PROGRAMS:				
<u>U. S. Department of the Interior</u>				
Passed Through State Department of Education:				
Guadalupe Delta Wildlife Management	15.608		--	1,958
Total U. S. Department of the Interior			--	1,958
<u>U. S. Department of Education</u>				
Passed Through State Department of Education:				
ESEA Title I Part A - Improving Basic Programs	84.010a	1861010102990	--	913,901
Career and Technical - Basic Grant	84.048	1842000602990	--	45,069
ESEA, Title VI, Part B, Subpart 2 - Rural and Low Income School	84.358	1869600102990	--	53,768
Title III Part A English Language Acquisition and Language Enhance	84.365	1867100102990	--	31,055
ESEA Title II Part A - Teacher & Principal Training & Recruiting	84.367a	1869450102990	--	115,215
LEP Summer Program	84.369A	69551702		2,374
Title IV, Part A, Subpart 1	84.424A	1868010102990	--	9,924
Restart Hurricane Recovery	84.938A	18511701029901		228,236
Project Serv Hurricane Recover	84.938G	1851070129901		9,027
Total Passed Through State Department of Education			--	1,408,569
Total U. S. Department of Education			--	1,408,569
<u>Texas Division of Emergency Management</u>				
Passed Through State Department of Education:				
FEMA Public Assistance Grant	97.036	4332DRTXP0000001		10,851
Total Texas Division of Emergency Management			--	10,851
TOTAL EXPENDITURES OF FEDERAL AWARDS			\$ --	\$ 4,229,854
TOTAL EXPENDITURES OF FEDERAL AWARDS				4,229,854
School Health and Related Services (SHARS)				229,976
TOTAL FEDERAL PROGRAM REVENUE EXHIBIT C-2				4,459,830

The accompanying notes are an integral part of this schedule.

CALHOUN COUNTY INDEPENDENT SCHOOL DISTRICT
NOTES TO THE SCHEDULE OF EXPENDITURES OF FEDERAL AWARDS
FOR THE YEAR ENDED AUGUST 31, 2018

Basis of Presentation

The accompanying schedule of expenditures of federal awards ("the Schedule") includes the federal grant activity of Calhoun County Independent School District. The information in the Schedule is presented in accordance with the requirements of Title 2 U.S. *Code of Federal Regulations* (CFR) Part 200 *Uniform Administrative Requirements, Cost Principles, and Audit Requirements for Federal Awards* ("Uniform Guidance"). Therefore, some amounts may differ from amounts presented in, or used in the preparation of, the basic financial statements.

Summary of Significant Accounting Policies

Expenditures reported on the Schedule are reported on the modified accrual basis of accounting. These expenditures are recognized following the cost principles contained in the Uniform Guidance, wherein certain types of expenditures are not allowable or are limited as to reimbursement. Negative amounts shown on the Schedule, if any, represent adjustments or credits made in the normal course of business to amounts reported as expenditures in prior years.

Calhoun County Independent School District has elected not to use the 10-percent de minimis indirect cost rate allowed under the Uniform Guidance.

CALHOUN COUNTY INDEPENDENT SCHOOL DISTRICT
SCHEDULE OF REQUIRED RESPONSES TO SELECTED SCHOOL FIRST INDICATORS
AS OF AUGUST 31, 2018

<u>Data Control Codes</u>		<u>Responses</u>
SF2	Were there any disclosures in the Annual Financial Report and/or other sources of information concerning nonpayment of any terms of any debt agreement at fiscal year end?	No
SF4	Was there an unmodified opinion in the Annual Financial Report?	Yes
SF5	Did the Annual Financial Report disclose any instances of material weaknesses in internal controls over financial reporting and compliance for local, state or federal funds?	No
SF6	Was there any disclosure in the Annual Financial Report of material noncompliance for grants, contracts and laws related to local, state or federal funds?	No
SF7	Did the school district make timely payments to the Teachers Retirement System (TRS), Texas Workforce Commission (TWC), Internal Revenue Service (IRS), and other governmental agencies?	Yes
SF8	Did the school district <u>not</u> receive an adjusted repayment schedule for more than one fiscal year for an over allocation of Foundation School Program (FSP) funds as a result of a financial hardship?	Yes
SF10	What was the total accumulated accretion on capital appreciation bonds (CABs) included in government-wide financial statements at fiscal year-end?	\$ --
SF11	Net Pension Assets (object 1920) at fiscal year-end.	\$ --
SF12	Net Pension Liabilities (object 2540) at fiscal year-end.	\$ 4,916,431
SF13	Pension Expense (object 6147) at fiscal year-end.	\$

In correspondence to all school administrators dated November 1, 2017, the TEA's Director of Financial Compliance stated "For 2017, and until further notice, no data should be entered in the field for data feed Schedule L-1 question SF13. If the AFR and data feed has been submitted no additional steps need to be taken."

(this page intentionally left blank)

Financial Advisory Services
Provided By:

