

**OFFICIAL STATEMENT**  
**Dated: October 8, 2019**

**NEW ISSUE: BOOK-ENTRY-ONLY**

*In the opinion of McCall, Parkhurst & Horton, L.L.P., Bond Counsel, interest on the Bonds will be excludable from gross income for federal income tax purposes under statutes, regulations, published rulings and court decisions existing on the date thereof, subject to the matters described under "TAX MATTERS" herein.*

*The District has designated the Bonds as "Qualified Tax-Exempt Obligations" for financial institutions.*

**\$6,020,000**  
**ANDREWS INDEPENDENT SCHOOL DISTRICT**  
**(A political subdivision of the State of Texas located in Andrews County, Texas)**  
**Unlimited Tax School Building Bonds, Series 2019A**

**Dated Date: October 15, 2019**

**Due: February 15, as shown on the inside cover page**

The Andrews Independent School District Unlimited Tax School Building Bonds, Series 2019A (the "Bonds") are being issued pursuant to the Constitution and general laws of the State of Texas particularly Sections 45.001 and 45.003(b)(1), Texas Education Code, as amended, an election held in the District on May 5, 2018 and an order (the "Bond Order") authorizing the issuance of the Bonds adopted by the Board of Trustees (the "Board") on October 8, 2019. The Bonds are payable as to principal and interest from the proceeds of an ad valorem tax levied annually, without legal limit as to rate or amount, against all taxable property located within the Andrews Independent School District (the "District"). The District has received conditional approval from the Texas Education Agency for the Bonds to be guaranteed under the State of Texas Permanent School Fund Guarantee Program (hereinafter defined), which guarantee will automatically become effective when the Attorney General of Texas approves the Bonds. (See "THE BONDS – Permanent School Fund Guarantee" and "THE PERMANENT SCHOOL FUND GUARANTEE PROGRAM").

Interest on the Bonds will accrue from the Dated Date specified above and will be payable on February 15 and August 15 of each year, commencing February 15, 2020, until stated maturity or prior redemption. The Bonds will be issued in fully registered form in principal denominations of \$5,000 or any integral multiple thereof. Principal of the Bonds will be payable by the Paying Agent/Registrar, which initially is BOKF, NA, Dallas, Texas (the "Paying Agent/Registrar"), upon presentation and surrender of the Bonds for payment. Interest on the Bonds is payable by check dated as of the interest payment date and mailed by the Paying Agent/Registrar to the registered owners as shown on the records of the Paying Agent/Registrar on the close of business as of the last business day of the month next preceding each interest payment date.

The District intends to utilize the Book-Entry-Only System of The Depository Trust Company New York, New York ("DTC"). Such Book-Entry-Only System will affect the method and timing of payment and the method of transfer of the Bonds. (See "BOOK-ENTRY-ONLY SYSTEM").

Proceeds from the sale of the Bonds will be used for (i) the construction, renovation, acquisition and equipment of school buildings in the district, including the purchase of necessary sites for school buildings and the purchase of new school buses and technology, and (ii) paying the costs of issuing the Bonds. (See "THE BONDS - Authorization and Purpose").

The Bonds maturing on or after February 15, 2029 are subject to redemption at the option of the District in whole or in part on August 15, 2028 or any date thereafter, at a price equal to the principal amount thereof, plus accrued interest to the date of redemption. (See "THE BONDS - Optional Redemption").

**MATURITY SCHEDULE**  
(On Inside Cover)

*The Bonds are offered for delivery when, as and if issued, and received by the initial purchaser at a competitive sale (the "Purchaser" or the "Initial Purchaser") subject to the approval of legality by the Attorney General of the State of Texas and the approval of certain legal matters by McCall, Parkhurst & Horton L.L.P., Dallas, Texas, Bond Counsel. The Bonds are expected to be available for initial delivery through the services of DTC on or about November 5, 2019.*

**\$6,020,000**  
**ANDREWS INDEPENDENT SCHOOL DISTRICT**  
**(A political subdivision of the State of Texas located in Andrews County, Texas)**  
**UNLIMITED TAX SCHOOL BUILDING BONDS, SERIES 2019A**

**MATURITY SCHEDULE**  
Base CUSIP No.: 034501<sup>(1)</sup>

| <b>Maturity<br/>Date<br/>2/15</b> | <b>Principal<br/>Amount</b> | <b>Interest<br/>Rate</b> | <b>Initial<br/>Yield</b> | <b>CUSIP No.<br/>Suffix<sup>(1)</sup></b> |
|-----------------------------------|-----------------------------|--------------------------|--------------------------|---|
| 2020<br>**                        | \$1,120,000<br>**           | 5.00%<br>**              | 1.25%<br>**              | EH5<br>**                                 |
| 2022                              | 200,000                     | 5.00                     | 1.26                     | EJ1                                       |
| 2023                              | 210,000                     | 5.00                     | 1.27                     | EK8                                       |
| 2024                              | 220,000                     | 5.00                     | 1.30                     | EL6                                       |
| 2025                              | 235,000                     | 5.00                     | 1.35                     | EM4                                       |
| 2026                              | 245,000                     | 5.00                     | 1.40                     | EN2                                       |
| 2027                              | 260,000                     | 5.00                     | 1.45                     | EP7                                       |
| 2028                              | 270,000                     | 5.00                     | 1.50                     | EQ5                                       |
| 2029                              | 285,000                     | 3.00                     | 1.65 <sup>(2)</sup>      | ER3                                       |
| 2030                              | 295,000                     | 3.00                     | 1.70 <sup>(2)</sup>      | ES1                                       |
| 2031                              | 300,000                     | 3.00                     | 1.75 <sup>(2)</sup>      | ET9                                       |
| 2032                              | 310,000                     | 3.00                     | 1.80 <sup>(2)</sup>      | EU6                                       |
| 2033                              | 320,000                     | 3.00                     | 1.85 <sup>(2)</sup>      | EV4                                       |
| 2034                              | 330,000                     | 3.00                     | 1.90 <sup>(2)</sup>      | EW2                                       |
| 2035                              | 340,000                     | 3.00                     | 1.95 <sup>(2)</sup>      | EX0                                       |
| 2036                              | 350,000                     | 3.00                     | 2.00 <sup>(2)</sup>      | EY8                                       |
| 2037                              | 360,000                     | 3.00                     | 2.05 <sup>(2)</sup>      | EZ5                                       |
| 2038                              | 370,000                     | 3.00                     | 2.10 <sup>(2)</sup>      | FA9                                       |

(Interest to accrue from the Dated Date)

<sup>(1)</sup> CUSIP numbers are included solely for the convenience of owners of the Bonds. CUSIP is a registered trademark of The American Bankers Association. CUSIP data herein is provided by CUSIP Global Services, managed by S&P Global Market Intelligence on behalf of The American Bankers Association. This data is not intended to create a database and does not serve in any way as a substitute for the CUSIP Services. None of the District, the Financial Advisor, nor the Purchaser are responsible for the selection or correctness of the CUSIP numbers set forth herein.

<sup>(2)</sup> Yield calculated based on the assumption that the Bonds denoted and sold at a premium will be redeemed on August 15, 2028, the first optional call date for such Bonds, at a redemption price of par, plus accrued interest to the redemption date.

## ANDREWS INDEPENDENT SCHOOL DISTRICT

### BOARD OF TRUSTEES

| <u>Name</u>                     | <u>Date Initially Elected</u> | <u>Current Term Expires</u> | <u>Occupation</u>                   |
|---------------------------------|-------------------------------|-----------------------------|-------------------------------------|
| Kari Walinder, President        | 2013                          | 2022                        | Homemaker                           |
| Charlie Simpson, Vice President | 2010                          | 2022                        | Retired Teacher                     |
| Cindy Tochterman, Secretary     | 2017                          | 2020                        | Retired Teacher                     |
| Joe Barnes, Member              | 2018                          | 2021                        | Oil Field Service                   |
| Jim Leach, Member               | 2016                          | 2022                        | Retired Teacher                     |
| Dr. Charlie Mohr, Member        | 1997                          | 2021                        | Veterinarian                        |
| Samantha Valenzuela, Member     | 2014                          | 2020                        | Administrative Assistant, Insurance |

### APPOINTED OFFICIALS

| <u>Name</u>    | <u>Position</u>  | <u>Length of Education Service</u> | <u>Length of Service with District</u> |
|----------------|------------------|------------------------------------|--|
| Dr. Bobby Azam | Superintendent   | 23 Years                           | 10 Years                               |
| Bill Butler    | Business Manager | 17 Years                           | 8 Years                                |

### CONSULTANTS AND ADVISORS

|  |                              |
|--|------------------------------|
| McCall, Parkhurst & Horton L.L.P., Dallas, Texas | Bond Counsel                 |
| SAMCO Capital Markets, Inc., Plano, Texas        | Financial Advisor            |
| Wayne M. Manning, CPA, Andrews, Texas            | Certified Public Accountants |

For additional information, contact:

Bill Butler  
Business Manager  
Andrews ISD  
405 N.W. Third Street  
Andrews, Texas 79714  
(432) 523-3640

Doug Whitt / Brian Grubbs / Robert White  
SAMCO Capital Markets, Inc.  
5800 Granite Parkway, Suite 210  
Plano, Texas 75024  
(214) 765-1469  
(214) 279-8683 (Fax)

## USE OF INFORMATION IN OFFICIAL STATEMENT

This Official Statement, which includes the cover page and the Appendices hereto, does not constitute an offer to sell or the solicitation of an offer to buy in any jurisdiction to any person to whom it is unlawful to make such offer, solicitation or sale.

No dealer, broker, salesperson or other person has been authorized to give information or to make any representation other than those contained in this Official Statement, and, if given or made, such other information or representations must not be relied upon.

The information set forth herein has been obtained from the District and other sources believed to be reliable, but such information is not guaranteed as to accuracy or completeness and is not to be construed as the promise or guarantee of the District or the Financial Advisor. This Official Statement contains, in part, estimates and matters of opinion which are not intended as statements of fact, and no representation is made as to the correctness of such estimates and opinions, or that they will be realized.

The information and expressions of opinion contained herein are subject to change without notice, and neither the delivery of this Official Statement nor any sale made hereunder shall, under any circumstances, create any implication that there has been no change in the affairs of the District or other matters described herein. See "THE PERMANENT SCHOOL FUND GUARANTEE PROGRAM – PSF Continuing Disclosure Undertaking" AND "CONTINUING DISCLOSURE OF INFORMATION" for a description of the undertakings of the Texas Education Agency and the District, respectively, to provide certain information on a continuing basis.

THE BONDS ARE EXEMPT FROM REGISTRATION WITH THE UNITED STATES SECURITIES AND EXCHANGE COMMISSION AND CONSEQUENTLY HAVE NOT BEEN REGISTERED THEREWITH. THE REGISTRATION, QUALIFICATION, OR EXEMPTION OF THE BONDS IN ACCORDANCE WITH APPLICABLE SECURITIES LAW PROVISIONS OF THE JURISDICTIONS IN WHICH THE BONDS HAVE BEEN REGISTERED, QUALIFIED, OR EXEMPTED SHOULD NOT BE REGARDED AS A RECOMMENDATION THEREOF.

IN CONNECTION WITH THIS OFFERING, THE INITIAL PURCHASER MAY OVER-ALLOT OR EFFECT TRANSACTIONS WHICH STABILIZE THE MARKET PRICE OF THE BONDS AT A LEVEL ABOVE THAT WHICH MIGHT OTHERWISE PREVAIL IN THE OPEN MARKET. SUCH STABILIZING, IF COMMENCED, MAY BE DISCONTINUED AT ANY TIME.

NONE OF THE DISTRICT, ITS FINANCIAL ADVISOR, OR THE PURCHASER MAKES ANY REPRESENTATION OR WARRANTY WITH RESPECT TO THE INFORMATION CONTAINED IN THIS OFFICIAL STATEMENT REGARDING THE DEPOSITORY TRUST COMPANY ("DTC") OR ITS BOOK-ENTRY-ONLY SYSTEM, OR THE AFFAIRS OF THE TEXAS EDUCATION AGENCY ("TEA") DESCRIBED UNDER "THE PERMANENT SCHOOL FUND GUARANTEE PROGRAM", AS SUCH INFORMATION WAS PROVIDED BY DTC AND TEA, RESPECTIVELY.

THIS OFFICIAL STATEMENT CONTAINS "FORWARD-LOOKING" STATEMENTS WITHIN THE MEANING OF SECTION 21E OF THE SECURITIES EXCHANGE ACT OF 1934, AS AMENDED. SUCH STATEMENTS MAY INVOLVE KNOWN AND UNKNOWN RISKS, UNCERTAINTIES AND OTHER FACTORS WHICH MAY CAUSE THE ACTUAL RESULTS, PERFORMANCE AND ACHIEVEMENTS TO BE DIFFERENT FROM THE FUTURE RESULTS, PERFORMANCE AND ACHIEVEMENTS EXPRESSED OR IMPLIED BY SUCH FORWARD-LOOKING STATEMENTS. INVESTORS ARE CAUTIONED THAT THE ACTUAL RESULTS COULD DIFFER MATERIALLY FROM THOSE SET FORTH IN THE FORWARD-LOOKING STATEMENTS.

The agreements of the District and others related to the Bonds are contained solely in the contracts described herein. Neither this Official Statement nor any other statement made in connection with the offer or sale of the Bonds is to be construed as constituting an agreement with the purchasers of the Bonds. INVESTORS SHOULD READ THIS ENTIRE OFFICIAL STATEMENT INCLUDING ALL APPENDICES ATTACHED HERETO, TO OBTAIN INFORMATION ESSENTIAL TO MAKING AN INFORMED INVESTMENT DECISION.

### TABLE OF CONTENTS

|  |   |   |    |
|--|---|---|----|
| SELECTED DATA FROM THE OFFICIAL STATEMENT .....            | 1 | CURRENT PUBLIC SCHOOL FINANCE SYSTEM .....                              | 10 |
| INTRODUCTORY STATEMENT .....                               | 2 | THE PERMANENT SCHOOL FUND GUARANTEE PROGRAM ...                         | 13 |
| THE BONDS .....  | 2 | TAX RATE LIMITATIONS .....  | 25 |
| Authorization and Purpose .....                            | 2 | DEBT LIMITATIONS .....  | 27 |
| General Description .....                                  | 2 | EMPLOYEE BENEFIT PLANS AND OTHER POST-EMPLOYMENT BENEFITS .....         | 27 |
| Optional Redemption .....                                  | 2 | RATING .....  | 27 |
| Notice of Redemption and DTC Notices .....                 | 3 | LEGAL MATTERS .....   | 27 |
| Security .....   | 3 | TAX MATTERS .....   | 28 |
| Permanent School Fund Guarantee .....                      | 3 | INVESTMENT POLICIES .....   | 30 |
| Legality .....   | 3 | REGISTRATION AND QUALIFICATION OF BONDS FOR SALE ..                     | 31 |
| Payment Record .....                                       | 3 | FINANCIAL ADVISOR .....   | 32 |
| Amendments .....   | 3 | LEGAL INVESTMENTS AND ELIGIBILITY TO SECURE PUBLIC FUNDS IN TEXAS ..... | 32 |
| Defeasance .....   | 3 | CONTINUING DISCLOSURE OF INFORMATION .....                              | 32 |
| Sources and Uses of Funds .....                            | 4 | LITIGATION .....  | 33 |
| REGISTERED OWNERS' REMEDIES .....                          | 4 | FORWARD-LOOKING STATEMENTS .....  | 33 |
| BOOK-ENTRY-ONLY SYSTEM .....                               | 4 | WINNING BIDDER .....  | 33 |
| REGISTRATION, TRANSFER AND EXCHANGE .....                  | 6 | CERTIFICATION OF THE OFFICIAL STATEMENT AND NO LITIGATION .....         | 33 |
| AD VALOREM TAX PROCEDURES .....                            | 6 | CONCLUDING STATEMENT .....  | 34 |
| THE PROPERTY TAX CODE AS APPLIED TO THE DISTRICT .....     | 9 |   |    |
| STATE AND LOCAL FUNDING OF SCHOOL DISTRICTS IN TEXAS ..... | 9 |   |    |

|  |            |
|--|------------|
| Financial Information of the District .....                      | Appendix A |
| General Information Regarding the District and Its Economy ..... | Appendix B |
| Form of Legal Opinion of Bond Counsel .....                      | Appendix C |
| Audited Financial Report Fiscal Year Ended June 30, 2018 .....   | Appendix D |

## SELECTED DATA FROM THE OFFICIAL STATEMENT

The selected data is subject in all respects to the more complete information and definitions contained or incorporated in this Official Statement. The offering of the Bonds to potential investors is made only by means of this entire Official Statement. No person is authorized to detach this page from this Official Statement or to otherwise use it without this entire Official Statement.

|   |  |
|---|--|
| <b>The District</b>                     | The Andrews Independent School District (the "District") is a political subdivision of the State of Texas located in Andrews County, Texas. The District is governed by a seven-member Board of Trustees (the "Board"). Policy-making and supervisory functions are the responsibility of, and are vested in, the Board. The Board delegates administrative responsibilities to the Superintendent of Schools who is the chief administrative officer of the District. Support services are supplied by consultants and advisors.  |
| <b>The Bonds</b>                        | The Bonds are being issued in the principal amount of \$6,020,000 pursuant to the Constitution and general laws of the State of Texas, particularly Sections 45.001 and 45.003(b)(1), Texas Education Code, as amended, an election held in the District on May 5, 2018, and an order (the "Bond Order") authorizing the issuance of the Bonds adopted by the Board of Trustees (the "Board") on October 8, 2019. Proceeds from the sale of the Bonds will be used for (i) acquiring, constructing and equipping a safe room/storm shelter at each campus and (ii) paying the costs of issuing the Bonds. (See "THE BONDS - Authorization and Purpose"). |
| <b>Paying Agent/Registrar</b>           | The initial Paying Agent/Registrar is BOKF, NA, Dallas, Texas. The District intends to use the Book-Entry-Only System of The Depository Trust Company. (See "BOOK-ENTRY-ONLY SYSTEM" herein).  |
| <b>Security</b>                         | The Bonds will constitute direct and voted obligations of the District, payable as to principal and interest from ad valorem taxes levied annually against all taxable property located within the District, without legal limitation as to rate or amount. Payments of principal and interest on the Bonds will be further secured by the corpus of the Permanent School Fund of Texas. (See "THE BONDS – Security", "STATE AND LOCAL FUNDING OF SCHOOL DISTRICTS IN TEXAS", "CURRENT PUBLIC SCHOOL FINANCE SYSTEM" and "THE PERMANENT SCHOOL FUND GUARANTEE PROGRAM").   |
| <b>Redemption</b>                       | The Bonds maturing on or after February 15, 2029 are subject to redemption at the option of the District in whole or in part on August 15, 2028 or any date thereafter, at a price equal to the principal amount thereof, plus accrued interest to the date of redemption. (See "THE BONDS - Optional Redemption").  |
| <b>Permanent School Fund Guarantee</b>  | The District has received conditional approval from the Texas Education Agency for the payment of the Bonds to be guaranteed under the Permanent School Fund Guarantee Program (defined herein), which guarantee will automatically become effective when the Attorney General of Texas approves the Bonds. (See "THE BONDS – Permanent School Fund Guarantee" and "THE PERMANENT SCHOOL FUND GUARANTEE PROGRAM.")   |
| <b>Rating</b>                           | The Bonds are rated "AAA" by S&P Global Ratings ("S&P"), based upon the guaranteed repayment thereof under the Permanent School Fund Guarantee Program (as defined herein) of the Texas Education Agency. The District's unenhanced, underlying rating, including the Bonds, is "A+" by S&P. (See "THE PERMANENT SCHOOL FUND GUARANTEE PROGRAM – Ratings of Bonds Guaranteed Under the Guarantee Program" and "RATING" herein.)  |
| <b>Tax Matters</b>                      | In the opinion of Bond Counsel for the District, interest on the Bonds will be excludable from gross income for federal income tax purposes under statutes, regulations, published rulings and court decisions on the date thereof, subject to the matters described under "TAX MATTERS" herein. (See "TAX MATTERS" and Appendix C – "Form of Legal Opinion of Bond Counsel.")   |
| <b>Qualified Tax-Exempt Obligations</b> | The District has designated the Bonds as "Qualified Tax-Exempt Obligations" for financial institutions. (See "TAX MATTERS – Qualified Tax-Exempt Obligations").  |
| <b>Payment Record</b>                   | The District has never defaulted on the payment of its bonded indebtedness.  |
| <b>Legal Opinion</b>                    | Delivery of the Bonds is subject to the approval by the Attorney General of the State of Texas and the rendering of an opinion as to legality by McCall, Parkhurst & Horton L.L.P., Dallas, Texas, Bond Counsel.   |
| <b>Delivery</b>                         | When issued, anticipated to be on or about November 5, 2019.   |

## INTRODUCTORY STATEMENT

This Official Statement (the "Official Statement"), which includes the cover page and the Appendices attached hereto, has been prepared by the Andrews Independent School District (the "District"), a political subdivision of the State of Texas (the "State") located in Andrews County, Texas, in connection with the offering by the District of its Unlimited Tax School Building Bonds, Series 2019A (the "Bonds") identified on the inside cover page hereof.

All financial and other information presented in this Official Statement has been provided by the District from its records, except for information expressly attributed to other sources. The presentation of information, including tables of receipts from taxes and other sources, is intended to show recent historic information, and is not intended to indicate future or continuing trends in the financial position or other affairs of the District. No representation is made that past experience, as is shown by that financial and other information, will necessarily continue or be repeated in the future.

There follows in this Official Statement descriptions of the Bonds and the Order (as defined below) and certain other information about the District and its finances. All descriptions of documents contained herein are only summaries and are qualified in their entirety by reference to each such document. Copies of such documents may be obtained by writing the Andrews Independent School District, 405 N.W. Third Street, Andrews, Texas 79714 and, during the offering period, from the Financial Advisor, SAMCO Capital Markets, Inc., 5800 Granite Parkway, Suite 210, Plano, Texas 75024, by electronic mail or upon payment of reasonable copying, mailing, and handling charges.

This Official Statement speaks only as of its date, and the information contained herein is subject to change. A copy of this Official Statement relating to the Bonds will be submitted by the initial purchaser of the Bonds (the "Purchaser" or "Initial Purchaser") to the Municipal Securities Rulemaking Board, and will be available through its Electronic Municipal Market Access system. See "CONTINUING DISCLOSURE OF INFORMATION" for a description of the District's undertaking to provide certain information on a continuing basis.

## THE BONDS

### Authorization and Purpose

The Bonds are being issued in the principal amount of \$6,020,000 pursuant to the Constitution and general laws of the State, particularly Sections 45.001 and 45.003(b)(1), Texas Education Code, as amended, an election held in the District on May 5, 2018 (the "Election") and an order (the "Bond Order") authorizing the issuance of the Bonds adopted by the Board of Trustees (the "Board") on October 8, 2019. Proceeds from the sale of the Bonds will be for (i) the construction, renovation, acquisition and equipment of school buildings in the district, including the purchase of necessary sites for school buildings and the purchase of new school buses and technology, and (ii) paying the costs of issuing the Bonds.

### General Description

The Bonds are dated October 15, 2019 (the "Dated Date") and will bear interest from the Dated Date. The Bonds will mature on the dates and in the principal amounts set forth on the inside cover page of this Official Statement. Interest on the Bonds will be computed on the basis of a 360-day year of twelve 30-day months, and is payable on February 15, 2020 and on each August 15 and February 15 thereafter until stated maturity or prior redemption.

The Bonds will be issued only as fully registered bonds. The Bonds will be issued in the denominations of \$5,000 of principal amount or any integral multiple thereof within a maturity.

Interest on the Bonds is payable by check mailed on or before each interest payment date by the Paying Agent/Registrar, initially, BOKF, NA, Dallas, Texas, to the registered owner at the last known address as it appears on the Paying Agent/Registrar's registration books at the close of business on the Record Date (as defined herein) or by such other customary banking arrangement acceptable to the Paying Agent/Registrar and the registered owner to whom interest is to be paid, provided, however, that such person shall bear all risk and expense of such other arrangements. Principal of the Bonds will be payable only upon presentation of such Bonds at the corporate trust office of the Paying Agent/Registrar at stated maturity or prior redemption. So long as the Bonds are registered in the name of CEDE & CO. or other nominee for The Depository Trust Company ("DTC"), payments of principal of and interest on the Bonds will be made as described in "BOOK-ENTRY-ONLY SYSTEM" herein.

If the date for the payment of the principal of or interest on the Bonds is a Saturday, Sunday, legal holiday or a day on which banking institutions in the city where the Paying Agent/Registrar is located are authorized by law or executive order to close, then the date for such payment shall be the next succeeding day which is not a Saturday, Sunday, legal holiday or a day on which banking institutions are authorized to close; and payment on such date shall have the same force and effect as if made on the original date payment was due.

### Optional Redemption

The Bonds maturing on or after February 15, 2029 are subject to redemption, at the option of the District, in whole or in part, in principal amounts of \$5,000 or integral multiples thereof, on August 15, 2028, or any date thereafter, at a price equal to the principal amount thereof, plus accrued interest to the date of redemption. If less than all of the Bonds are to be redeemed, the District shall determine the amounts and maturities thereof to be redeemed and shall direct the Paying Agent/Registrar to select by lot the Bonds, or portions thereof, to be redeemed. Not less than 30 days prior to a redemption date for the Bonds, the District shall cause a notice of redemption to be sent by United States mail, first class, postage prepaid, to each registered owner of a Bond to be redeemed, in whole or in part, at the address of the registered owner appearing on the registration books of the Paying Agent/Registrar at the close of business on the business day next preceding the date of mailing such notice.

With respect to any optional redemption of the Bonds, unless certain prerequisites to such redemption required by the Order have been met and money sufficient to pay the principal of and premium, if any, and interest on the Bonds to be redeemed will have been received by the Paying Agent/Registrar prior to the giving of such notice of redemption, such notice may state that said redemption may, at the option of the District, be conditional upon the satisfaction of such prerequisites and receipt of such money by the Paying Agent/Registrar on or prior to the date fixed for such redemption or upon any prerequisite set forth in such notice of redemption. If a notice of conditional redemption is given and such prerequisites to the redemption are not fulfilled, such notice will be of no force and effect, the District will not redeem such Bonds, and the Paying Agent/Registrar will give notice in the manner in which the notice of redemption was given, to the effect that such Bonds have not been redeemed. Any notice of redemption so mailed shall be conclusively presumed to have been duly given irrespective of whether received by the bondholder, and, subject to provision for payment of the redemption price having been made, AND ALL PRECONDITIONS STATED IN THE NOTICE OF REDEMPTION, IF ANY, HAVING BEEN SATISFIED interest on the redeemed Bonds shall cease to accrue from and after such redemption date notwithstanding that a Bond has not been presented for payment.

## Notice of Redemption and DTC Notices

The Paying Agent/Registrar and the District, so long as a Book-Entry-Only System is used for the Bonds, will send any notice of redemption, notice of proposed amendment to the Order or other notices with respect to the Bonds only to DTC. Any failure by DTC to advise any DTC participant, or of any DTC participant or indirect participant to notify the beneficial owner, shall not affect the validity of the redemption of the Bonds called for redemption or any other action premised on any such notice. Redemption of portions of the Bonds by the District will reduce the outstanding principal amount of such Bonds held by DTC. In such event, DTC may implement, through its Book-Entry-Only System, a redemption of such Bonds held for the account of DTC participants in accordance with its rules or other agreements with DTC participants and then DTC participants and indirect participants may implement a redemption of such Bonds from the beneficial owners. Any such selection of Bonds to be redeemed will not be governed by the Order and will not be conducted by the District or the Paying Agent/Registrar. Neither the District nor the Paying Agent/Registrar will have any responsibility to DTC participants, indirect participants or the persons for whom DTC participants act as nominees, with respect to the payments on the Bonds or the providing of notice to DTC participants, indirect participants, or beneficial owners of the selection of portions of the Bonds for redemption. See "BOOK-ENTRY-ONLY SYSTEM" herein.

## Security

The Bonds are direct and voted obligations of the District and are payable as to both principal and interest from an ad valorem tax annually levied, without legal limit as to rate or amount, on all taxable property within the District. The District has received conditional approval from the Texas Education Agency for the payment of the Bonds to be guaranteed under the State of Texas Permanent School Fund Guarantee Program (hereinafter defined), which guarantee will automatically become effective when the Attorney General of Texas approves the Bonds. (See "STATE AND LOCAL FUNDING OF SCHOOL DISTRICTS IN TEXAS", "CURRENT PUBLIC SCHOOL FINANCE SYSTEM" and "THE PERMANENT SCHOOL FUND GUARANTEE PROGRAM").

## Permanent School Fund Guarantee

In connection with the sale of the Bonds, the District has received conditional approval from the Commissioner of Education of the TEA for the guarantee of the Bonds under the Permanent School Fund Guarantee Program (Chapter 45, Subchapter C, of the Texas Education Code, as amended). Subject to meeting certain conditions discussed under the heading "THE PERMANENT SCHOOL FUND GUARANTEE PROGRAM" herein, the Bonds will be absolutely and unconditionally guaranteed by the corpus of the Permanent School Fund of the State of Texas. In the event of a payment default by the District, registered owners will receive all payments due from the corpus of the Permanent School Fund.

In the event the District defeases any of the Bonds, the payment of such defeased Bonds will cease to be guaranteed by the Permanent School Fund Guarantee.

## Legality

The Bonds are offered when, as and if issued, subject to the approval of legality by the Attorney General of the State and the approval of certain legal matters by McCall, Parkhurst & Horton L.L.P., Dallas, Texas, Bond Counsel. (See "LEGAL MATTERS" and "Appendix C - Form of Legal Opinion of Bond Counsel").

## Payment Record

The District has never defaulted on the payment of its bonded indebtedness.

## Amendments

In the Order, the District has reserved the right to amend the Order without the consent of any holder for the purpose of amending or supplementing the Order to (i) cure any ambiguity, defect or omission therein that does not materially adversely affect the interests of the holders, (ii) grant additional rights or security for the benefit of the holders, (iii) add events of default as shall not be inconsistent with the provisions of the Order that do not materially adversely affect the interests of the holders, (iv) qualify the Order under the Trust Indenture Act of 1939, as amended, or corresponding provisions of federal laws from time to time in effect or (v) make such other provisions in regard to matters or questions arising under the Order that are not inconsistent with the provisions thereof and which, in the opinion of Bond Counsel for the District, do not materially adversely affect the interests of the holders.

The Order further provides that the majority of owners of the Bonds shall have the right from time to time to approve any amendment not described above to the Order if it is deemed necessary or desirable by the District; provided, however, that without the consent of 100% of the holders in principal amount of the then outstanding Bonds so affected, no amendment may be made for the purpose of: (i) making any change in the maturity of any of the outstanding Bonds; (ii) reducing the rate of interest borne by any of the outstanding Bonds; (iii) reducing the amount of the principal of or redemption premium, if any, payable on any outstanding Bonds; (iv) modifying the terms of payment of principal or interest on outstanding Bonds or imposing any condition with respect to such payment; or (v) changing the minimum percentage of the principal amount of the Bonds necessary for consent to such amendment. Reference is made to the Order for further provisions relating to the amendment thereof.

## Defeasance

The Order provides for the defeasance of the Bonds when payment of the principal amount of the Bonds plus interest accrued on the Bonds to their due date (whether such due date be by reason of stated maturity, redemption or otherwise), is provided by irrevocably depositing with a paying agent, or other authorized escrow agent, in trust (1) money in an amount sufficient to make such payment and/or (2) Defeasance Securities, that will mature as to principal and interest in such amounts and at such times to insure the availability, without reinvestment, of sufficient money to make such payment, and all necessary and proper fees, compensation and expenses of the paying agent for the Bonds, and thereafter the District will have no further responsibility with respect to amounts available to such paying agent (or other financial institution permitted by applicable law) for the payment of such defeased Bonds, including any insufficiency therein caused by the failure of such paying agent (or other financial institution permitted by applicable law) to receive payment when due on the Defeasance Securities. The District has additionally reserved the right, subject to satisfying the requirements of (1) and (2) above, to substitute other Defeasance Securities originally deposited, to reinvest the uninvested moneys on deposit for such defeasance and to withdraw for the benefit of the District moneys in excess of the amount required for such defeasance. The Order provides that "Defeasance Securities" means any securities and obligations now or hereafter authorized by State law that are eligible to discharge obligations such as the Bonds. Current State law permits defeasance with the following types of securities: (a) direct, noncallable obligations of the United States of America, including obligations that are unconditionally guaranteed by the United States of America, (b) noncallable obligations of an agency or instrumentality of the United States of America, including obligations that are unconditionally guaranteed or insured by the agency or instrumentality and that, on the date the governing body of the District authorizes the defeasance, are rated as to investment quality by a nationally recognized investment rating firm not less than AAA or its equivalent, and (c) noncallable obligations of a state or an agency or a county, municipality, or other political subdivision of a state that on the date the governing body of the

District adopts or approves the proceedings authorizing the financial arrangements have been refunded and are rated as to investment quality by a nationally recognized investment rating firm not less than AAA or its equivalent. There is no assurance that the current law will not be changed in a manner which would permit investments other than those described above to be made with amounts deposited to defease the Bonds. Because the Order does not contractually limit such investments, registered owners will be deemed to have consented to defeasance with such other investments, notwithstanding the fact that such investments may not be of the same investment quality as those currently permitted under State law. There is no assurance that the ratings for U.S. Treasury securities used for defeasance purposes or that for any other Defeasance Security will be maintained at any particular rating category.

Upon such deposit as described above, such Bonds shall no longer be regarded to be outstanding or unpaid. Provided, however, the District has reserved the option, to be exercised at the time of the defeasance of the Bonds, to call for redemption at an earlier date those Bonds which have been defeased to their maturity date, if the District (i) in the proceedings providing for the firm banking and financial arrangements, expressly reserves the right to call the Bonds for redemption, (ii) gives notice of the reservation of that right to the owners of the Bonds immediately following the making of the firm banking and financial arrangements, and (iii) directs that notice of the reservation be included in any redemption notices that it authorizes.

Defeasance will automatically cancel the Permanent School Fund Guarantee with respect to those defeased Bonds.

**Sources and Uses of Funds**

The proceeds from the sale of the Bonds will be applied approximately as follows:

|                                      |                               |                        |
|--------------------------------------|-------------------------------|------------------------|
| <b>Sources</b>                       |                               |                        |
| Par Amount of Bonds                  |                               | \$ 6,020,000.00        |
| Accrued Interest                     |                               | 13,100.00              |
| Premium                              |                               | 612,756.95             |
|                                      | <b>Total Sources of Funds</b> | <u>\$ 6,645,856.95</u> |
| <b>Uses</b>                          |                               |                        |
| Deposit to Construction Fund         |                               | \$ 6,500,000.00        |
| Costs of Issuance                    |                               | 88,500.00              |
| Purchaser's Discount                 |                               | 42,342.60              |
| Deposit to Interest and Sinking Fund |                               | 15,014.35              |
|                                      | <b>Total Uses of Funds</b>    | <u>\$ 6,645,856.95</u> |

**REGISTERED OWNERS' REMEDIES**

The Order establishes specific events of default with respect to the Bonds and provides that if the District defaults in the payment of principal or interest on the Bonds when due, or defaults in the observation or performance of any other covenants, conditions, or obligations set forth in the Order, and the continuation thereof for a period of 60 days after notice of default is given by the District by any registered owner, the registered owners may seek a writ of mandamus to compel District officials to carry out their legally imposed duties with respect to the Bonds, if there is no other available remedy at law to compel performance of the Bonds or the Order covenants and the District's obligations are not uncertain or disputed. The issuance of a writ of mandamus is controlled by equitable principles and rests with the discretion of the court, but may not be arbitrarily refused. There is no acceleration of maturity of the Bonds in the event of default and, consequently, the remedy of mandamus may have to be relied upon from year to year. The Order does not provide for the appointment of a trustee to represent the interest of the bondholders upon any failure of the District to perform in accordance with the terms of the Order, or upon any other condition and accordingly all legal actions to enforce such remedies would have to be undertaken at the initiative of, and be financed by, the registered owners. The Texas Supreme Court has ruled in *Tooke v. City of Mexia*, 197 S.W.3rd 325 (Tex. 2006), that a waiver of sovereign immunity in a contractual dispute must be provided for by statute in "clear and unambiguous" language. Because it is unclear whether the Texas legislature has effectively waived the District's sovereign immunity from a suit for money damages, Bondholders may not be able to bring such a suit against the District for breach of the Bonds or Order covenants in the absence of District action. As a result, bondholders may not be able to bring such a suit against the District for breach of the Bonds or Order covenants. Even if a judgment against the District could be obtained, it could not be enforced by direct levy and execution against the District's property.

Further, the registered owners cannot themselves foreclose on property within the District or sell property within the District to enforce the tax lien on taxable property to pay the principal of and interest on the Bonds. Furthermore, the District is eligible to seek relief from its creditors under Chapter 9 of the U.S. Bankruptcy Code ("Chapter 9"). Although Chapter 9 provides for the recognition of a security interest represented by a specifically pledged source of revenues, the pledge of ad valorem taxes in support of a general obligation of a bankrupt entity is not specifically recognized as a security interest under Chapter 9. Chapter 9 also includes an automatic stay provision that would prohibit, without Bankruptcy Court approval, the prosecution of any other legal action by creditors or bondholders of an entity which has sought protection under Chapter 9. Therefore, should the District avail itself of Chapter 9 protection from creditors, the ability to enforce would be subject to the approval of the Bankruptcy Court (which could require that the action be heard in Bankruptcy Court instead of other federal or state court); and the Bankruptcy Code provides for broad discretionary powers of a Bankruptcy Court in administering any proceeding brought before it. See "THE PERMANENT SCHOOL FUND GUARANTEE PROGRAM" herein for a description of the procedures to be followed for payment of the Bonds by the Permanent School Fund in the event the District fails to make a payment on the Bonds when due. The opinion of Bond Counsel will note that all opinions relative to the enforceability of the Order and the Bonds are qualified with respect to the customary rights of debtors relative to their creditors, by general principles of equity which permit the exercise of judicial discretion and by governmental immunity.

**BOOK-ENTRY-ONLY SYSTEM**

*This section describes how ownership of the Bonds is to be transferred and how the principal of, premium, if any, and interest on the Bonds are to be paid to and credited by DTC while the Bonds are registered in its nominee name. The information in this section concerning DTC and the Book-Entry-Only System has been provided by DTC for use in disclosure documents such as this Official Statement. The District, the Financial Advisor and the Purchaser believe the source of such information to be reliable, but take no responsibility for the accuracy or completeness thereof.*

*The District cannot and does not give any assurance that (1) DTC will distribute payments of debt service on the Bonds, or redemption or other notices, to DTC Participants, (2) DTC Participants or others will distribute debt service payments paid to DTC or its nominee (as the registered owner of the Bonds) or redemption or other notices, to the Beneficial Owners, or that they will do so on a timely basis, or (3) DTC will serve and act in the manner described in this Official Statement. The current rules*



*applicable to DTC are on file with the United States Securities and Exchange Commission, and the current procedures of DTC to be followed in dealing with DTC Participants are on file with DTC.*

DTC will act as securities depository for the Bonds. The Bonds will be issued as fully-registered securities registered in the name of Cede & Co. (DTC's partnership nominee) or such other name as may be requested by an authorized representative of DTC. One fully-registered Bond certificate will be issued for each maturity of the Bonds, each in the aggregate principal amount of such maturity, and will be deposited with DTC.

DTC, the world's largest securities depository, is a limited-purpose trust company organized under the New York Banking Law, a "banking organization" within the meaning of the New York Banking Law, a member of the Federal Reserve System, a "clearing corporation" within the meaning of the New York Uniform Commercial Code, and a "clearing agency" registered pursuant to the provisions of Section 17A of the Securities Exchange Act of 1934. DTC holds and provides asset servicing for over 3.5 million issues of U.S. and non-U.S. equity issues, corporate and municipal debt issues, and money market instruments (from over 100 countries) that DTC's participants ("Direct Participants") deposit with DTC. DTC also facilitates the post-trade settlement among Direct Participants of sales and other securities transactions in deposited Securities, through electronic computerized book-entry transfers and pledges between Direct Participants' accounts. This eliminates the need for physical movement of securities certificates. Direct Participants include both U.S. and non-U.S. securities brokers and dealers, banks, trust companies, clearing corporations, and certain other organizations. DTC is a wholly-owned subsidiary of The Depository Trust & Clearing Corporation ("DTCC"). DTCC is the holding company for DTC, National Securities Clearing Corporation and Fixed Income Clearing Corporation, all of which are registered clearing agencies. DTCC is owned by the users of its regulated subsidiaries. Access to the DTC system is also available to others such as both U.S. and non-U.S. securities brokers and dealers, banks, trust companies, and clearing corporations that clear through or maintain a custodial relationship with a Direct Participant, either directly or indirectly ("Indirect Participants"). DTC has a S&P Global Ratings rating of AA+. The DTC Rules applicable to its Participants are on file with the United States Securities and Exchange Commission. More information about DTC can be found at [www.dtcc.com](http://www.dtcc.com).

Purchases of Bonds under the DTC system must be made by or through Direct Participants, which will receive a credit for the Bonds on DTC's records. The ownership interest of each actual purchaser of each Bond ("Beneficial Owner") is in turn to be recorded on the Direct and Indirect Participants' records. Beneficial Owners will not receive written confirmation from DTC of their purchase. Beneficial Owners are, however, expected to receive written confirmations providing details of the transaction, as well as periodic statements of their holdings, from the Direct or Indirect Participant through which the Beneficial Owner entered into the transaction. Transfers of ownership interests in the Bonds are to be accomplished by entries made on the books of Direct and Indirect Participants acting on behalf of Beneficial Owners. Beneficial Owners will not receive certificates representing their ownership interests in Bonds, except in the event that use of the Book-Entry-Only System for the Bonds is discontinued.

To facilitate subsequent transfers, all Bonds deposited by Direct Participants with DTC are registered in the name of DTC's partnership nominee, Cede & Co., or such other name as may be requested by an authorized representative of DTC. The deposit of Bonds with DTC and their registration in the name of Cede & Co. or such other DTC nominee do not effect any change in beneficial ownership. DTC has no knowledge of the actual Beneficial Owners of the Bonds; DTC's records reflect only the identity of the Direct Participants to whose accounts such Bonds are credited, which may or may not be the Beneficial Owners. The Direct and Indirect Participants will remain responsible for keeping account of their holdings on behalf of their customers.

Conveyance of notices and other communications by DTC to Direct Participants, by Direct Participants to Indirect Participants, and by Direct Participants and Indirect Participants to Beneficial Owners will be governed by arrangements among them, subject to any statutory or regulatory requirements as may be in effect from time to time. Beneficial Owners of Bonds may wish to take certain steps to augment the transmission to them of notices of significant events with respect to the Bonds, such as, redemptions, tenders, defaults, and proposed amendments to the Bond documents. For example, Beneficial Owners of Bonds may wish to ascertain that the nominee holding the Bonds for their benefit has agreed to obtain and transmit notices to Beneficial Owners. In the alternative, Beneficial Owners may wish to provide their names and addresses to the registrar and request that copies of notices be provided directly to them.

Redemption notices shall be sent to DTC. If less than all of the Bonds within a maturity are being redeemed, DTC's practice is to determine by lot the amount of the interest of each Direct Participant in such maturity to be redeemed.

Neither DTC nor Cede & Co. (nor any other DTC nominee) will consent or vote with respect to Bonds unless authorized by a Direct Participant in accordance with DTC's procedures. Under its usual procedures, DTC mails an Omnibus Proxy to The District as soon as possible after the record date. The Omnibus Proxy assigns Cede & Co.'s consenting or voting rights to those Direct Participants to whose accounts Bonds are credited on the record date (identified in a listing attached to the Omnibus Proxy).

All payments on the Bonds will be made to Cede & Co., or such other nominee as may be requested by an authorized representative of DTC. DTC's practice is to credit Direct Participants' accounts upon DTC's receipt of funds and corresponding detail information from the District or the Paying Agent/Registrar, on payable date in accordance with their respective holdings shown on DTC's records. Payments by Participants to Beneficial Owners will be governed by standing instructions and customary practices, as is the case with securities held for the accounts of customers in bearer form or registered in "street name," and will be the responsibility of such Participant and not of DTC, the Paying Agent/Registrar, or the District, subject to any statutory or regulatory requirements as may be in effect from time to time. All payments with respect to the Bonds to Cede & Co. (or such other nominee as may be requested by an authorized representative of DTC) are the responsibility of the District or the Paying Agent/Registrar, disbursement of such payments to Direct Participants will be the responsibility of DTC, and disbursement of such payments to the Beneficial Owners will be the responsibility of Direct and Indirect Participants.

DTC may discontinue providing its services as depository with respect to the Bonds at any time by giving reasonable notice to the District or the Paying Agent/Registrar. Under such circumstances, in the event that a successor depository is not obtained, physical Bond certificates are required to be printed and delivered to bond holders.

The District may decide to discontinue use of the system of book-entry-only transfers through DTC (or a successor securities depository). In that event, physical Bond certificates will be printed and delivered.

The information in this section concerning DTC and DTC's Book-Entry-Only System has been obtained from sources that the District believes to be reliable, but none of the District, the Financial Advisor, nor the Purchaser take any responsibility for the accuracy thereof.

#### **Use of Certain Terms in Other Sections of this Official Statement**

In reading this Official Statement it should be understood that while the Bonds are in the Book-Entry-Only System, references in other sections of this Official Statement to registered owners should be read to include the person for which the Direct or Indirect

Participant acquires an interest in the Bonds, but (i) all rights of ownership must be exercised through DTC and the Book-Entry-Only System, and (ii) except as described above, notices that are to be given to registered owners under the Order will be given only to DTC.

## **REGISTRATION, TRANSFER AND EXCHANGE**

### **Paying Agent/Registrar**

The initial Paying Agent/Registrar for the Bonds is BOKF, NA, Dallas, Texas. In the Order, the District covenants to maintain and provide a Paying Agent/Registrar until the Bonds are duly paid.

### **Successor Paying Agent/Registrar**

Provision is made in the Order for replacing the Paying Agent/Registrar. If the District replaces the Paying Agent/Registrar, such Paying Agent/Registrar shall, promptly upon the appointment of a successor, deliver the Paying Agent/Registrar's records to the successor Paying Agent/Registrar, and the successor Paying Agent/Registrar shall act in the same capacity as the previous Paying Agent/Registrar. Any successor Paying Agent/Registrar selected by the District shall be a commercial bank or trust company organized under the laws of the United States or any state or other entity duly qualified and legally authorized to serve and perform the duties of the Paying Agent/Registrar for the Bonds. Upon any change in the Paying Agent/Registrar for the Bonds, the District has agreed to promptly cause a written notice thereof to be sent to each registered owner of the Bonds by United States mail, first-class, postage prepaid, which notice shall also give the address of the new Paying Agent/Registrar.

### **Initial Registration**

Definitive Bonds will be initially registered and delivered only to CEDE & CO., the nominee of DTC pursuant to the Book-Entry-Only System described herein.

### **Future Registration**

In the event the Book-Entry-Only System is discontinued, the Bonds may be transferred, registered and assigned on the registration books only upon presentation and surrender of the Bonds to the Paying Agent/Registrar, and such registration and transfer shall be without expense or service charge to the registered owner, except for any tax or other governmental charges required to be paid with respect to such registration and transfer. A Bond may be assigned by the execution of an assignment form on the Bonds or by other instrument of transfer and assignment acceptable to the Paying Agent/Registrar. A new Bond or Bonds will be delivered by the Paying Agent/Registrar in lieu of the Bond or Bonds being transferred or exchanged at the corporate trust office of the Paying Agent/Registrar, or sent by United States registered mail to the new registered owner at the registered owner's request, risk and expense. To the extent possible, new Bonds issued in an exchange or transfer of Bonds will be delivered to the registered owner or assignee of the registered owner in not more than three (3) business days after the receipt of the Bonds to be canceled in the exchange or transfer and the written instrument of transfer or request for exchange duly executed by the registered owner or his duly authorized agent, in form satisfactory to the Paying Agent/Registrar. New Bonds registered and delivered in an exchange or transfer shall be in authorized denominations and for a like aggregate principal amount as the Bonds surrendered for exchange or transfer.

### **Record Date For Interest Payment**

The record date ("Record Date") for determining the person to whom the interest on the Bonds is payable on any interest payment date means the close of business on the last business day of the next preceding month. In the event of a non-payment of interest on a scheduled payment date, and for 30 days thereafter, a new record date for such interest payment (a "Special Record Date") will be established by the Paying Agent/Registrar, if and when funds for the payment of such interest have been received from the District. Notice of the Special Record Date and of the scheduled payment date of the past due interest (the "Special Payment Date" which shall be 15 days after the Special Record Date) shall be sent at least five business days prior to the Special Record Date by United States mail, first class, postage prepaid, to the address of each registered owner of a Bond appearing on the books of the Paying Agent/Registrar at the close of business on the last business day next preceding the date of mailing of such notice.

### **Limitation on Transfer of Bonds**

The Paying Agent/Registrar shall not be required to make any such transfer, conversion or exchange (i) during the period commencing with the close of business on any Record Date and ending with the opening of business on the next following principal or interest payment date or (ii) with respect to any Bond or any portion thereof called for redemption prior to maturity, within 45 days prior to its redemption date; provided, however, that such limitation shall not apply to uncalled portions of a Bond redeemed in part.

### **Replacement Bonds**

If any Bond is mutilated, destroyed, stolen or lost, a new Bond in the same principal amount as the Bond so mutilated, destroyed, stolen or lost will be issued. In the case of a mutilated Bond, such new Bond will be delivered only upon surrender and cancellation of such mutilated Bond. In the case of any Bond issued in lieu of and substitution for a Bond which has been destroyed, stolen or lost, such new Bond will be delivered only (a) upon filing with the District and the Paying Agent/Registrar a certificate to the effect that such Bond has been destroyed, stolen or lost and proof of the ownership thereof, and (b) upon furnishing the District and the Paying Agent/Registrar with indemnity satisfactory to them. The person requesting the authentication and delivery of a new Bond must pay such expenses as the Paying Agent/Registrar may incur in connection therewith.

## **AD VALOREM TAX PROCEDURES**

*The following is a summary of certain provisions of State law as it relates to ad valorem taxation and is not intended to be complete. Reference is made to Title I of the Texas Tax Code, as amended (the "Property Tax Code"), for identification of property subject to ad valorem taxation, property exempt or which may be exempted from ad valorem taxation if claimed, the appraisal of property for ad valorem tax purposes, and the procedures and limitations applicable to the levy and collection of ad valorem taxes.*

### **Valuation of Taxable Property**

The Property Tax Code provides for countywide appraisal and equalization of taxable property values and establishes in each county of the State an appraisal district and an appraisal review board (the "Appraisal Review Board") responsible for appraising property for all taxing units within the county. The appraisal of property within the District is the responsibility of the Andrews Central Appraisal District (the "Appraisal District"). Except as generally described below, the Appraisal District is required to appraise all

property within the Appraisal District on the basis of 100% of its market value and is prohibited from applying any assessment ratios. In determining market value of property, the Appraisal District is required to consider the cost method of appraisal, the income method of appraisal and the market data comparison method of appraisal, and use the method the chief appraiser of the Appraisal District considers most appropriate. The Property Tax Code requires appraisal districts to reappraise all property in its jurisdiction at least once every three (3) years. A taxing unit may require annual review at its own expense, and is entitled to challenge the determination of appraised value of property within the taxing unit by petition filed with the Appraisal Review Board.

State law requires the appraised value of an owner's principal residence ("homestead" or "homesteads") to be based solely on the property's value as a homestead, regardless of whether residential use is considered to be the highest and best use of the property. State law further limits the appraised value of a homestead to the lesser of (1) the market value of the property or (2) 110% of the appraised value of the property for the preceding tax year plus the market value of all new improvements to the property.

State law provides that eligible owners of both agricultural land and open-space land, including open-space land devoted to farm or ranch purposes or open-space land devoted to timber production, may elect to have such property appraised for property taxation on the basis of its productive capacity. The same land may not be qualified as both agricultural and open-space land.

The appraisal values set by the Appraisal District are subject to review and change by the Appraisal Review Board. The appraisal rolls, as approved by the Appraisal Review Board, are used by taxing units, such as the District, in establishing their tax rolls and tax rates (see "AD VALOREM TAX PROCEDURES – District and Taxpayer Remedies").

### **State Mandated Homestead Exemptions**

State law grants, with respect to each school district in the State, (1) a \$25,000 exemption of the market value of all homesteads, (2) a \$10,000 exemption of the appraised value of the homesteads of persons sixty-five (65) years of age or older and the disabled, and (3) various exemptions for disabled veterans and their families, surviving spouses of members of the armed services killed in action and surviving spouses of first responders killed or fatally wounded in the line of duty. See "Appendix A – Financial Information of the District – Assessed Valuation" for the reduction in taxable valuation attributable to state-mandated homestead exemptions.

### **Local Option Homestead Exemptions**

The governing body of a taxing unit, including a city, county, school district, or special district, at its option may grant: (1) an exemption of up to 20% of the market value of all homesteads (but not less than \$5,000) and (2) an additional exemption of at least \$3,000 of the appraised value of the homesteads of persons sixty-five (65) years of age or older and the disabled. Each taxing unit decides if it will offer the local option homestead exemptions and at what percentage or dollar amount, as applicable. The governing body of a school district may not repeal or reduce the amount of the local option homestead exemption described in (1), above, that was in place for the 2014 tax year (fiscal year 2015) for a period ending December 31, 2019. The exemption described in (2), above, may also be created, increased, decreased or repealed at an election called by the governing body of a taxing unit upon presentation of a petition for such creation, increase, decrease, or repeal of at least 20% of the number of qualified voters who voted in the preceding election of the taxing unit. See "Appendix A – Financial Information of the District – Assessed Valuation" for the reduction in taxable valuation, if any, attributable to local option homestead exemptions.

### **State Mandated Freeze on School District Taxes**

Except for increases attributable to certain improvements, a school district is prohibited from increasing the total ad valorem tax on the homestead of persons sixty-five (65) years of age or older or of disabled persons above the amount of tax imposed in the year such homestead qualified for such exemption. This freeze is transferable to a different homestead if a qualifying taxpayer moves and, under certain circumstances, is also transferable to the surviving spouse of persons sixty-five (65) years of age or older, but not the disabled. See "Appendix A – Financial Information of the District – Assessed Valuation" for the reduction in taxable valuation attributable to the freeze on taxes for the elderly and disabled.

### **Personal Property**

Tangible personal property (furniture, machinery, supplies, inventories, etc.) used in the "production of income" is taxed based on the property's market value. Taxable personal property includes income-producing equipment and inventory. Intangibles such as goodwill, accounts receivable, and proprietary processes are not taxable. Tangible personal property not held or used for production of income, such as household goods, automobiles or light trucks, and boats, is exempt from ad valorem taxation unless the governing body of a taxing unit elects to tax such property.

### **Freeport Exemptions**

Certain goods that are acquired in or imported into the State to be forwarded outside the State, and are detained in the State for 175 days or less for the purpose of assembly, storage, manufacturing, processing or fabrication ("Freeport Property") are exempt from ad valorem taxation unless a taxing unit took official action to tax Freeport Property before April 1, 1990 and has not subsequently taken official action to exempt Freeport Property. Decisions to continue taxing Freeport Property may be reversed in the future; decisions to exempt Freeport Property are not subject to reversal.

Certain goods, that are acquired in or imported into the State to be forwarded to another location within or without the State, stored in a location that is not owned by the owner of the goods and are transported to another location within or without the State within 175 days ("Goods-in-Transit"), are generally exempt from ad valorem taxation; however, the Property Tax Code permits a taxing unit, on a local option basis, to tax Goods-in-Transit if the taxing unit takes official action, after conducting a public hearing, before January 1 of the first tax year in which the taxing unit proposes to tax Goods-in-Transit. Goods-in-Transit and Freeport Property do not include oil, natural gas or petroleum products, and Goods-in-Transit does not include aircraft or special inventories such as manufactured housing inventory, or a dealer's motor vehicle, boat, or heavy equipment inventory.

A taxpayer may receive only one of the Goods-in-Transit or Freeport Property exemptions for items of personal property. See "Appendix A – Financial Information of the District – Assessed Valuation" for the reduction in taxable valuation, if any, attributable to Goods-in-Transit or Freeport Property exemptions.

### **Other Exempt Property**

Other major categories of exempt property include property owned by the State or its political subdivisions if used for public purposes, property exempt by federal law, property used for pollution control, farm products owned by producers, property of nonprofit corporations used for scientific research or educational activities benefitting a college or university, designated historic sites, solar and wind-powered energy devices, and certain classes of intangible personal property.

## **Tax Increment Reinvestment Zones**

A city or county, by petition of the landowners or by action of its governing body, may create one or more tax increment reinvestment zones ("TIRZ") within its boundaries. At the time of the creation of the TIRZ, a "base value" for the real property in the TIRZ is established and the difference between any increase in the assessed valuation of taxable real property in the TIRZ in excess of the base value is known as the "tax increment". During the existence of the TIRZ, all or a portion of the taxes levied against the tax increment by a city or county, and all other overlapping taxing units that elected to participate, are restricted to paying only planned project and financing costs within the TIRZ and are not available for the payment of other obligations of such taxing units.

Until September 1, 1999, school districts were able to reduce the value of taxable property reported to the State to reflect any taxable value lost due to TIRZ participation by the school district. The ability of the school district to deduct the taxable value of the tax increment that it contributed prevented the school district from being negatively affected in terms of state school funding. However, due to a change in law, local M&O tax rate revenue contributed to a TIRZ created on or after May 31, 1999 will count toward a school district's Tier One entitlement (reducing Tier One State funds for eligible school districts) and will not be considered in calculating any school district's Tier Two entitlement (see "CURRENT PUBLIC SCHOOL FINANCE SYSTEM – State Funding for School Districts").

## **Tax Limitation Agreements**

The Texas Economic Development Act (Chapter 313, Texas Tax Code, as amended), allows school districts to grant limitations on appraised property values to certain corporations and limited liability companies to encourage economic development within the school district. Generally, during the last eight (8) years of the ten-year term of a tax limitation agreement, a school district may only levy and collect M&O taxes on the agreed-to limited appraised property value. For the purposes of calculating its Tier One and Tier Two entitlements, the portion of a school district's property that is not fully taxable is excluded from the school district's taxable property values. Therefore, a school district will not be subject to a reduction in Tier One or Tier Two State funds as a result of lost M&O tax revenues due to entering into a tax limitation agreement (see "CURRENT PUBLIC SCHOOL FINANCE SYSTEM – State Funding for School Districts").

For a discussion of how the various exemptions described above are applied by the District, see "AD VALOREM TAX PROCEDURES – The Property Tax Code as Applied to the District" herein.

## **District and Taxpayer Remedies**

Under certain circumstances, taxpayers and taxing units, including the District, may appeal the determinations of the Appraisal District by timely initiating a protest with the Appraisal Review Board. Additionally, taxing units such as the District may bring suit against the Appraisal District to compel compliance with the Property Tax Code.

Beginning in the 2020 tax year, owners of certain property with a taxable value in excess of the current year "minimum eligibility amount", as determined by the State Comptroller, and situated in a county with a population of one million or more, may protest the determinations of an appraisal district directly to a three-member special panel of the appraisal review board, appointed by the chairman of the appraisal review board, consisting of highly qualified professionals in the field of property tax appraisal. The minimum eligibility amount is set at \$50 million for the 2020 tax year, and is adjusted annually by the State Comptroller to reflect the inflation rate.

The Property Tax Code sets forth notice and hearing procedures for certain tax rate increases by the District and provides for taxpayer referenda that could result in the repeal of certain tax increases (see "TAX RATE LIMITATIONS – Public Hearing and Voter-Approval Tax Rate"). The Property Tax Code also establishes a procedure for providing notice to property owners of reappraisals reflecting increased property value, appraisals which are higher than renditions, and appraisals of property not previously on an appraisal roll.

## **Levy and Collection of Taxes**

The District is responsible for the collection of its taxes, unless it elects to transfer such functions to another governmental entity. Taxes are due October 1, or when billed, whichever comes later, and become delinquent after January 31 of the following year. A delinquent tax incurs a penalty of six percent (6%) of the amount of the tax for the first calendar month it is delinquent, plus one percent (1%) for each additional month or portion of a month the tax remains unpaid prior to July 1 of the year in which it becomes delinquent. If the tax is not paid by July 1 of the year in which it becomes delinquent, the tax incurs a total penalty of twelve percent (12%) regardless of the number of months the tax has been delinquent and incurs an additional penalty of up to twenty percent (20%) if imposed by the District. The delinquent tax also accrues interest at a rate of one percent (1%) for each month or portion of a month it remains unpaid. The Property Tax Code also makes provision for the split payment of taxes, discounts for early payment and the postponement of the delinquency date of taxes for certain taxpayers. Furthermore, the District may provide, on a local option basis, for the split payment, partial payment, and discounts for early payment of taxes under certain circumstances.

## **District's Rights in the Event of Tax Delinquencies**

Taxes levied by the District are a personal obligation of the owner of the property. On January 1 of each year, a tax lien attaches to property to secure the payment of all state and local taxes, penalties, and interest ultimately imposed for the year on the property. The lien exists in favor of each taxing unit, including the District, having power to tax the property. The District's tax lien is on a parity with tax liens of such other taxing units. A tax lien on real property takes priority over the claim of most creditors and other holders of liens on the property encumbered by the tax lien, whether or not the debt or lien existed before the attachment of the tax lien; however, whether a lien of the United States is on a parity with or takes priority over a tax lien of the District is determined by applicable federal law. Personal property, under certain circumstances, is subject to seizure and sale for the payment of delinquent taxes, penalty, and interest.

At any time after taxes on property become delinquent, the District may file suit to foreclose the lien securing payment of the tax, to enforce personal liability for the tax, or both. In filing a suit to foreclose a tax lien on real property, the District must join other taxing units that have claims for delinquent taxes against all or part of the same property.

Collection of delinquent taxes may be adversely affected by the amount of taxes owed to other taxing units, adverse market conditions, taxpayer redemption rights, or bankruptcy proceedings which restrain the collection of a taxpayer's debt.

Federal bankruptcy law provides that an automatic stay of actions by creditors and other entities, including governmental units, goes into effect with the filing of any petition in bankruptcy. The automatic stay prevents governmental units from foreclosing on property and prevents liens for post-petition taxes from attaching to property and obtaining secured creditor status unless, in either

case, an order lifting the stay is obtained from the bankruptcy court. In many cases, post-petition taxes are paid as an administrative expense of the estate in bankruptcy or by order of the bankruptcy court.

**THE PROPERTY TAX CODE AS APPLIED TO THE DISTRICT**

The Appraisal District has the responsibility for appraising property in the District as well as other taxing units in the County. The Appraisal District is governed by a board of directors appointed by members of the governing bodies of various political subdivisions within the County.

Property within the District is assessed as of January 1 of each year, taxes become due October 1 of the same year and become delinquent on February 1 of the following year.

The District does not tax personal property not used in the production of income, such as personal automobiles.

The District does collect an additional 20% penalty to defray attorney costs in the collection of delinquent taxes over and above the penalty automatically assessed under the Tax Code.

The District's taxes are collected by the Andrews Independent School District Tax Office.

The District does not allow split payments and does not give discounts for early payment of taxes.

The District does not participate in a tax increment financing zone. The District has not granted any tax abatements.

The District does grant a portion of the additional local option exemption of up to 20% of the market value of residence homesteads.

The District has not granted the freeport exemption. The District has not taken action to tax goods-in-transit.

Charges for penalties and interest on the unpaid balance of delinquent taxes are as follows:

| <u>Date</u> | <u>Penalty</u> | <u>Interest</u> | <u>Cumulative Total</u> |
|-------------|----------------|-----------------|-------------------------|
| February    | 6%             | 1%              | 7%                      |
| March       | 7              | 2               | 9                       |
| April       | 8              | 3               | 11                      |
| May         | 9              | 4               | 13                      |
| June        | 10             | 5               | 15                      |
| July        | 12             | 6               | 18                      |

After July, the penalty remains at 12%, and interest increases at the rate of 1% each month. In addition, State law allows that, if an account is delinquent in July, a district may authorize an amount up to 20% attorney's collection fee may be added to the total tax penalty and interest charge.

**STATE AND LOCAL FUNDING OF SCHOOL DISTRICTS IN TEXAS**

**Litigation Relating to the Texas Public School Finance System**

On seven occasions in the last thirty years, the Texas Supreme Court (the "Court") has issued decisions assessing the constitutionality of the Texas public school finance system (the "Finance System"). The litigation has primarily focused on whether the Finance System, as amended by the Texas Legislature (the "Legislature") from time to time (i) met the requirements of article VII, section 1 of the Texas Constitution, which requires the Legislature to "establish and make suitable provision for the support and maintenance of an efficient system of public free schools," or (ii) imposed a statewide ad valorem tax in violation of article VIII, section 1-e of the Texas Constitution because the statutory limit on property taxes levied by school districts for maintenance and operation purposes had allegedly denied school districts meaningful discretion in setting their tax rates. In response to the Court's previous decisions, the Legislature enacted multiple laws that made substantive changes in the way the Finance System is funded in efforts to address the prior decisions declaring the Finance System unconstitutional.

On May 13, 2016, the Court issued its opinion in the most recent school finance litigation, *Morath v. The Texas Taxpayer & Student Fairness Coal.*, 490 S.W.3d 826 (Tex. 2016) ("*Morath*"). The plaintiffs and intervenors in the case had alleged that the Finance System, as modified by the Legislature in part in response to prior decisions of the Court, violated article VII, section 1 and article VIII, section 1-e of the Texas Constitution. In its opinion, the Court held that "[d]espite the imperfections of the current school funding regime, it meets minimum constitutional requirements." The Court also noted that:

Lawmakers decide if laws pass, and judges decide if those laws pass muster. But our lenient standard of review in this policy-laden area counsels modesty. The judicial role is not to second-guess whether our system is optimal, but whether it is constitutional. Our Byzantine school funding "system" is undeniably imperfect, with immense room for improvement. But it satisfies minimum constitutional requirements.

**Possible Effects of Changes in Law on District Bonds**

The Court's decision in *Morath* upheld the constitutionality of the Finance System but noted that the Finance System was "undeniably imperfect". While not compelled by the *Morath* decision to reform the Finance System, the Legislature could enact future changes to the Finance System. Any such changes could benefit or be a detriment to the District. If the Legislature enacts future changes to, or fails adequately to fund the Finance System, or if changes in circumstances otherwise provide grounds for a challenge, the Finance System could be challenged again in the future. In its 1995 opinion in *Edgewood Independent School District v. Meno*, 917 S.W.2d 717 (Tex. 1995), the Court stated that any future determination of unconstitutionality "would not, however, affect the district's authority to levy the taxes necessary to retire previously issued bonds, but would instead require the Legislature to cure the system's unconstitutionality in a way that is consistent with the Contract Clauses of the U.S. and Texas Constitutions" (collectively, the "Contract Clauses"), which prohibit the enactment of laws that impair prior obligations of contracts.

Although, as a matter of law, the Bonds, upon issuance and delivery, will be entitled to the protections afforded previously existing contractual obligations under the Contract Clauses, the District can make no representations or predictions concerning the effect of future legislation, or any litigation that may be associated with such legislation, on the District's financial condition, revenues or operations. While the enactment of future legislation to address school funding in Texas could adversely affect the financial condition, revenues or operations of the District, the District does not anticipate that the security for payment of the Bonds, specifically, the District's obligation to levy an unlimited debt service tax and any Permanent School Fund guarantee of the Bonds would be adversely affected by any such legislation. See "CURRENT PUBLIC SCHOOL FINANCE SYSTEM".

### **CURRENT PUBLIC SCHOOL FINANCE SYSTEM**

*During the 2019 Legislative Session, the State Legislature made numerous changes to the current public school finance system, the levy and collection of ad valorem taxes, and the calculation of defined tax rates, including particularly those contained in House Bill 3 ("HB 3") and Senate Bill 2 ("SB 2"). In some instances, the provisions of HB 3 and SB 2 will require further interpretation in connection with their implementation in order to resolve ambiguities contained in the bills. The District is still in the process of (a) analyzing the provisions of HB 3 and SB 2, and (b) monitoring the on-going guidance provided by TEA. The information contained herein under the captions "CURRENT PUBLIC SCHOOL FINANCE SYSTEM" and "TAX RATE LIMITATIONS" is subject to change, and only reflects the District's understanding of HB 3 and SB 2 based on information available to the District as of the date of this Official Statement. Prospective investors are encouraged to review HB 3, SB 2, and the Property Tax Code for definitive requirements for the levy and collection of ad valorem taxes, the calculation of the defined tax rates, and the administration of the current public school finance system.*

#### **Overview**

The following language constitutes only a summary of the public school finance system as it is currently structured. For a more complete description of school finance and fiscal management in the State, reference is made to Chapters 43 through 49 of the Texas Education Code, as amended.

Local funding is derived from collections of ad valorem taxes levied on property located within each school district's boundaries. School districts are authorized to levy two types of property taxes: a maintenance and operations ("M&O") tax to pay current expenses and an interest and sinking fund ("I&S") tax to pay debt service on bonds. School districts may not increase their M&O tax rate for the purpose of creating a surplus to pay debt service on bonds. Prior to 2006, school districts were authorized to levy their M&O tax at a voter-approved rate, generally up to \$1.50 per \$100 of taxable value. Since 2006, the State Legislature has enacted various legislation that has compressed the voter-approved M&O tax rate, as described below. Current law also requires school districts to demonstrate their ability to pay debt service on outstanding bonded indebtedness through the levy of an I&S tax at a rate not to exceed \$0.50 per \$100 of taxable value at the time bonds are issued. Once bonds are issued, however, school districts generally may levy an I&S tax sufficient to pay debt service on such bonds unlimited as to rate or amount (see "TAX RATE LIMITATIONS – I&S Tax Rate Limitations" herein). Because property values vary widely among school districts, the amount of local funding generated by school districts with the same I&S tax rate and M&O tax rate is also subject to wide variation; however, the public school finance funding formulas are designed to generally equalize local funding generated by a school district's M&O tax rate.

Prior to the 2019 Legislative Session, a school district's maximum M&O tax rate for a given tax year was determined by multiplying that school district's 2005 M&O tax rate levy by an amount equal a compression percentage set by legislative appropriation or, in the absence of legislative appropriation, by the Commissioner of Education (the "Commissioner"). This compression percentage was historically set at 66.67%, effectively setting the maximum compressed M&O tax rate for most school districts at \$1.00 per \$100 of taxable value, since most school districts in the State had a voted maximum M&O tax rate of \$1.50 per \$100 of taxable value (though certain school districts located in Harris County had special M&O tax rate authorizations allowing a higher M&O tax rate). School districts were permitted, however, to generate additional local funds by raising their M&O tax rate up to \$0.04 above the compressed tax rate or, with voter-approval at a valid election in the school district, up to \$0.17 above the compressed tax rate (for most school districts, this equated to an M&O tax rate between \$1.04 and \$1.17 per \$100 of taxable value). School districts received additional State funds in proportion to such taxing effort.

#### **Local Funding for School Districts**

During the 2019 Legislative Session, the State Legislature made several significant changes to the funding methodology for school districts (the "2019 Legislation"). The 2019 Legislation orders a school district's M&O tax rate into two distinct parts: the "Tier One Tax Rate", which is the local M&O tax rate required for a school district to receive any part of the basic level of State funding (referred to herein as "Tier One") under the Foundation School Program, as further described below, and the "Enrichment Tax Rate", which is any local M&O tax effort in excess of its Tier One Tax Rate. The 2019 Legislation amended formulas for the State Compression Percentage and Maximum Compressed Tax Rate (each as described below) to compress M&O tax rates in response to year-over-year increases in property values across the State and within a school district, respectively. The discussion in this subcaption "Local Funding For School Districts" is generally intended to describe funding provisions applicable to all school districts; however, there are distinctions in the funding formulas for school districts that generate local M&O tax revenues in excess of the school districts' funding entitlements, as further discussed under the subcaption "CURRENT PUBLIC SCHOOL FINANCE SYSTEM – Local Revenue Level In Excess of Entitlement" herein.

#### **State Compression Percentage**

The "State Compression Percentage" for the State fiscal year ending in 2020 (the 2019-2020 school year) is a statutorily-defined percentage of the rate of \$1.00 per \$100 at which a school district must levy its Tier One Tax Rate to receive the full amount of the Tier One funding to which a school district is entitled. For the State fiscal year ending in 2020, the State Compression Percentage is set at 93% per \$100 of taxable value. Beginning in the State fiscal year ending in 2021, the State Compression Percentage is the lesser of three alternative calculations: (1) 93% or a lower percentage set by appropriation for a school year; (2) a percentage determined by formula if the estimated total taxable property value of the State (as submitted annually to the State Legislature by the State Comptroller) has increased by at least 2.5% over the prior year; and (3) the prior year State Compression Percentage. For any year, the maximum State Compression Percentage is 93%.

#### **Maximum Compressed Tax Rate**

Pursuant to the 2019 Legislation, beginning with the State fiscal year ending in 2021 (the 2020-2021 school year) the Maximum Compressed Tax Rate (the "MCR") is the tax rate per \$100 of valuation of taxable property at which a school district must levy its Tier One Tax Rate to receive the full amount of the Tier One funding to which the school district is entitled. The MCR is equal to the lesser of three alternative calculations: (1) the school district's prior year MCR; (2) a percentage determined by formula if the school district experienced a year-over-year increase in property value of at least 2.5%; or (3) the product of the State Compression

Percentage for the current year multiplied by \$1.00. However, each year the TEA shall evaluate the MCR for each school district in the State, and for any given year, if a school district's MCR is calculated to be less than 90% of any other school district's MCR for the current year, then the school district's MCR is instead equal to the school district's prior year MCR, until TEA determines that the difference between the school district's MCR and any other school district's MCR is not more than 10%. These compression formulas are intended to more closely equalize local generation of Tier One funding among districts with disparate tax bases and generally reduce the Tier One Tax Rates of school districts as property values increase.

### ***Tier One Tax Rate***

For the 2019-2020 school year, the Tier One Tax Rate is the State Compression Percentage multiplied by (i) \$1.00, or (ii) for a school district that levied an M&O tax rate for the 2018-2019 school year that was less than \$1.00 per \$100 of taxable value, the total number of cents levied by the school district for the 2018-2019 school year for M&O purposes; effectively setting the Tier One Tax Rate for the State fiscal year ending in 2020 for most school districts at \$0.93. Beginning in the 2020-2021 school year, a school district's Tier One Tax Rate is defined as a school district's M&O tax rate levied that does not exceed the school district's MCR.

### ***Enrichment Tax Rate***

The Enrichment Tax Rate is the number of cents a school district levies for M&O in excess of the Tier One Tax Rate, up to an additional \$0.17. The Enrichment Tax Rate is divided into two components: (i) "Golden Pennies" which are the first \$0.08 of tax effort in excess of a school district's Tier One Tax Rate; and (ii) "Copper Pennies" which are the next \$0.09 in excess of a school district's Tier One Tax Rate plus Golden Pennies.

School districts may levy an Enrichment Tax Rate at a level of their choice, subject to the limitations described under "TAX RATE LIMITATIONS – Public Hearing and Voter-Approval Tax Rate"; however to levy any of the Enrichment Tax Rate in a given year, a school district must levy a Tier One Tax Rate equal to \$0.93 for the 2019-2020 school year, or equal to the school district's MCR for the 2020-2021 and subsequent years. Additionally, a school district's levy of Copper Pennies is subject to compression if the guaranteed yield (i.e., the guaranteed level of local tax revenue and State aid generated for each cent of tax effort) of Copper Pennies is increased from one year to the next (see "CURRENT PUBLIC SCHOOL FINANCE SYSTEM – State Funding for School Districts – Tier Two").

### **State Funding for School Districts**

State funding for school districts is provided through the two-tiered Foundation School Program, which guarantees certain levels of funding for school districts in the State. School districts are entitled to a legislatively appropriated guaranteed yield on their Tier One Tax Rate and Enrichment Tax Rate. When a school district's Tier One Tax Rate and Enrichment Tax Rate generate tax revenues at a level below the respective entitlement, the State will provide "Tier One" funding or "Tier Two" funding, respectively, to fund the difference between the school district's entitlements and the calculated M&O revenues generated by the school district's respective M&O tax rates.

The first level of funding, Tier One, is the basic level of funding guaranteed to all school districts based on a school district's Tier One Tax Rate. Tier One funding may then be "enriched" with Tier Two funding. Tier Two provides a guaranteed entitlement for each cent of a school district's Enrichment Tax Rate, allowing a school district increase or decrease its Enrichment Tax Rate to supplement Tier One funding at a level of the school district's own choice. While Tier One funding may be used for the payment of debt service (except for school districts subject to the recapture provisions of Chapter 49 of the Texas Education Code, as discussed herein), and in some instances is required to be used for that purpose (see "TAX RATE LIMITATIONS – I&S Tax Rate Limitations"), Tier Two funding may not be used for the payment of debt service or capital outlay.

The current public school finance system also provides an Existing Debt Allotment ("EDA") to subsidize debt service on eligible outstanding school district bonds, an Instructional Facilities Allotment ("IFA") to subsidize debt service on newly issued bonds, and a New Instructional Facilities Allotment ("NIFA") to subsidize operational expenses associated with the opening of a new instructional facility. IFA primarily addresses the debt service needs of property-poor school districts. For the 2020-2021 State fiscal biennium, the State Legislature appropriated funds in the amount of \$1,323,444,300 for the EDA, IFA, and NIFA.

Tier One and Tier Two allotments represent the State's share of the cost of M&O expenses of school districts, with local M&O taxes representing the school district's local share. EDA and IFA allotments supplement a school district's local I&S taxes levied for debt service on eligible bonds issued to construct, acquire and improve facilities, provided that a school district qualifies for such funding and that the State Legislature makes sufficient appropriations to fund the allotments for a State fiscal biennium. Tier One and Tier Two allotments and existing EDA and IFA allotments are generally required to be funded each year by the State Legislature.

### ***Tier One***

Tier One funding is the basic level of funding guaranteed to a school district, consisting of a State-appropriated baseline level of funding (the "Basic Allotment") for each student in "Average Daily Attendance" (being generally calculated as the sum of student attendance for each State-mandated day of instruction divided by the number of State-mandated days of instruction, defined herein as "ADA"). The Basic Allotment is revised downward if a school district's Tier One Tax Rate is less than the State-determined threshold. The Basic Allotment is supplemented by additional State funds, allotted based upon the unique school district characteristics and demographics of students in ADA, to make up most of a school district's Tier One entitlement under the Foundation School Program.

For the 2019-2020 State fiscal year, the Basic Allotment for school districts with a Tier One Tax Rate equal to \$0.93, is \$6,160 for each student in ADA and is revised downward for school districts with a Tier One Tax Rate lower than \$0.93. For the State fiscal year ending in 2021 and subsequent State fiscal years, the Basic Allotment for a school district with a Tier One Tax Rate equal to the school district's MCR, is \$6,160 (or a greater amount as may be provided by appropriation) for each student in ADA and is revised downward for a school district with a Tier One Tax Rate lower than the school district's MCR. The Basic Allotment is then supplemented for all school districts by various weights to account for differences among school districts and their student populations. Such additional allotments include, but are not limited to, increased funds for students in ADA who: (i) attend a qualified special education program, (ii) are diagnosed with dyslexia or a related disorder, (iii) are economically disadvantaged, or (iv) have limited English language proficiency. Additional allotments to mitigate differences among school districts include, but are not limited to: (i) a transportation allotment for mileage associated with transporting students who reside two miles or more from their home campus, (ii) a fast growth allotment (for school districts in the top 25% of enrollment growth relative to other school districts), and (iii) a college, career and military readiness allotment to further Texas' goal of increasing the number of students who attain a post-secondary education or workforce credential, and (iv) a teacher incentive allotment to increase teacher compensation retention in disadvantaged or rural school districts. A school district's total Tier One funding, divided by \$6,160, is a school district's measure of students in "Weighted Average Daily Attendance" ("WADA"), which serves to calculate Tier Two funding.

## **Tier Two**

Tier Two supplements Tier One funding and provides two levels of enrichment with different guaranteed yields (i.e., Golden Pennies and Copper Pennies) depending on the school district's Enrichment Tax Rate. Golden Pennies generate a guaranteed yield equal to the greater of (i) the local revenue per student in WADA per cent of tax effort available to a school district at the ninety-sixth (96th) percentile of wealth per student in WADA, or (ii) the Basic Allotment (or a greater amount as may be provided by appropriation) multiplied by 0.016. For the 2020-2021 State fiscal biennium, school districts are guaranteed a yield of \$98.56 per student in WADA for each Golden Penny levied. Copper Pennies generate a guaranteed yield per student in WADA equal to the school district's Basic Allotment (or a greater amount as may be provided by appropriation) multiplied by 0.008. For the 2020-2021 State fiscal biennium, school districts are guaranteed a yield of \$49.28 per student in WADA for each Copper Penny levied. For any school year in which the guaranteed yield of Copper Pennies per student in WADA exceeds the guaranteed yield of Copper Pennies per student in WADA for the preceding school year, a school district is required to reduce its Copper Pennies levied so as to generate no more revenue per student in WADA than was available to the school district for the preceding year. Accordingly, the increase in the guaranteed yield from \$31.95 per Copper Penny per student in WADA for the 2018-2019 school year to \$49.28 per Copper Penny per student in WADA for the 2019-2020 school year requires school districts to compress their levy of Copper Pennies by a factor of 0.64834. As such, school districts that levied an Enrichment Tax Rate of \$0.17 in school year 2018-2019 must reduce their Enrichment Tax Rate to approximately \$0.138 per \$100 taxable value for the 2019-2020 school year.

### ***Existing Debt Allotment, Instruction Facilities Allotment, and New Instructional Facilities Allotment***

The Foundation School Program also includes facilities funding components consisting of the IFA and the EDA, subject to legislative appropriation each State fiscal biennium. To the extent funded for a biennium, these programs assist school districts in funding facilities by, generally, equalizing a school district's I&S tax effort. The IFA guarantees each awarded school district a specified amount per student (the "IFA Yield") in State and local funds for each cent of I&S tax levied to pay the principal of and interest on eligible bonds issued to construct, acquire, renovate or improve instructional facilities. The IFA Yield has been \$35 since this program first began in 1997. New awards of IFA are only available if appropriated funds are allocated for such purpose by the State Legislature. To receive an IFA award, in years where new IFA awards are available, a school district must apply to the Commissioner in accordance with rules adopted by the TEA before issuing the bonds to be paid with IFA State assistance. The total amount of debt service assistance over a biennium for which a school district may be awarded is limited to the lesser of (1) the actual debt service payments made by the school district in the biennium in which the bonds are issued; or (2) the greater of (a) \$100,000 or (b) \$250 multiplied by the number of students in ADA. The IFA is also available for lease-purchase agreements and refunding bonds meeting certain prescribed conditions. Once a school district receives an IFA award for bonds, it is entitled to continue receiving State assistance for such bonds without reapplying to the Commissioner. The guaranteed level of State and local funds per student per cent of local tax effort applicable to the bonds may not be reduced below the level provided for the year in which the bonds were issued. For the 2020-2021 State fiscal biennium, the State Legislature did not appropriate any funds for new IFA awards; however, awards previously granted in years the State Legislature did appropriate funds for new IFA awards will continue to be funded.

State financial assistance is provided for certain existing eligible debt issued by school districts through the EDA program. The EDA guaranteed yield (the "EDA Yield") is the lesser of (i) \$40 per student in ADA or a greater amount for any year provided by appropriation; or (ii) the amount that would result in a total additional EDA of \$60 million more than the EDA to which school districts would have been entitled to if the EDA Yield were \$35. The portion of a school district's local debt service rate that qualifies for EDA assistance is limited to the first \$0.29 of its I&S tax rate (or a greater amount for any year provided by appropriation by the State Legislature). In general, a school district's bonds are eligible for EDA assistance if (i) the school district made payments on the bonds during the final fiscal year of the preceding State fiscal biennium, or (ii) the school district levied taxes to pay the principal of and interest on the bonds for that fiscal year. Each biennium, access to EDA funding is determined by the debt service taxes collected in the final year of the preceding biennium. A school district may not receive EDA funding for the principal and interest on a series of otherwise eligible bonds for which the school district receives IFA funding.

Since future-year IFA awards were not funded by the State Legislature for the 2020-2021 State fiscal biennium and debt service assistance on school district bonds that are not yet eligible for EDA is not available, debt service payments during the 2020-2021 State fiscal biennium on new bonds issued by school districts in the 2020-2021 State fiscal biennium to construct, acquire and improve facilities must be funded solely from local I&S taxes.

A school district may also qualify for a NIFA allotment, which provides assistance to school districts for operational expenses associated with opening new instructional facilities. In the 2019 Legislative Session, the State Legislature appropriated funds in the amount of \$100,000,000 for each fiscal year of the 2020-2021 State fiscal biennium for NIFA allotments.

### ***Tax Rate and Funding Equity***

The Commissioner may adjust a school district's funding entitlement if the funding formulas used to determine the school district's entitlement result in an unanticipated loss or gain for a school district. Any such adjustment requires preliminary approval from the Legislative Budget Board and the office of the Governor, and such adjustments may only be made through the 2020-2021 school year.

Additionally, the Commissioner may proportionally reduce the amount of funding a school district receives under the Foundation School Program and the ADA calculation if the school district operates on a calendar that provides less than the State-mandated minimum instruction time in a school year. The Commissioner may also adjust a school district's ADA as it relates to State funding where disaster, flood, extreme weather or other calamity has a significant effect on a school district's attendance.

Furthermore, "property-wealthy" school districts that received additional State funds under the public school finance system prior to the enactment of the 2019 Legislation are entitled to an equalized wealth transition grant on an annual basis through the 2023-2024 school year in an amount equal to the amount of additional revenue such school district would have received under former Texas Education Code Sections 41.002(e) through (g), as those sections existed on January 1, 2019. This grant is phased out through the 2023-2024 school year as follows: (1) 20% reduction for the 2020-2021 school year, (2) 40% reduction for the 2021-2022 school year, (3) 60% reduction for the 2022-2023 school year, and (4) 80% reduction for the 2023-2024 school year.

### **Local Revenue Level in Excess of Entitlement**

A school district that has sufficient property wealth per student in ADA to generate local revenues on the school district's Tier One Tax Rate and Copper Pennies in excess of the school district's respective funding entitlements (a "Chapter 49 school district"), is subject to the local revenue reduction provisions contained in Chapter 49 of Texas Education Code, as amended ("Chapter 49"). Additionally, in years in which the amount of State funds appropriated specifically excludes the amount necessary to provide the guaranteed yield for Golden Pennies, local revenues generated on a school district's Golden Pennies in excess of the school district's respective funding entitlement are subject to the local revenue reduction provisions of Chapter 49. To reduce local



revenue, Chapter 49 school districts are generally subject to a process known as “recapture”, which requires a Chapter 49 school district to exercise certain options to remit local M&O tax revenues collected in excess of the Chapter 49 school district’s funding entitlements to the State (for redistribution to other school districts) or otherwise expending the respective M&O tax revenues for the benefit of students in school districts that are not Chapter 49 school districts, as described in the subcaption “Options for Local Revenue Levels in Excess of Entitlement”. Chapter 49 school districts receive their allocable share of funds distributed from the constitutionally-prescribed Available School Fund, but are generally not eligible to receive State aid under the Foundation School Program, although they may continue to receive State funds for certain competitive grants and certain programs that remain outside the Foundation School Program.

Whereas prior to the 2019 Legislation, the recapture process had been based on the proportion of a school district’s assessed property value per student in ADA, recapture is now measured by the “local revenue level” (being the M&O tax revenues generated in a school district) in excess of the entitlements appropriated by the State Legislature each fiscal biennium. Therefore, school districts are now guaranteed that recapture will not reduce revenue below their statutory entitlement. The changes to the wealth transfer provisions are expected to reduce the cumulative amount of recapture payments paid by school districts by approximately \$3.6 billion during the 2020-2021 State fiscal biennium.

#### **Options for Local Revenue Levels in Excess of Entitlement**

Under Chapter 49, a school district has six options to reduce local revenues to a level that does not exceed the school district’s respective entitlements: (1) a school district may consolidate by agreement with one or more school districts to form a consolidated school district; all property and debt of the consolidating school districts vest in the consolidated school district; (2) a school district may detach property from its territory for annexation by a property-poor school district; (3) a school district may purchase attendance credits from the State; (4) a school district may contract to educate nonresident students from a property-poor school district by sending money directly to one or more property-poor school districts; (5) a school district may execute an agreement to provide students of one or more other school districts with career and technology education through a program designated as an area program for career and technology education; or (6) a school district may consolidate by agreement with one or more school districts to form a consolidated taxing school district solely to levy and distribute either M&O taxes or both M&O taxes and I&S taxes. A Chapter 49 school district may also exercise any combination of these remedies. Options (3), (4) and (6) require prior approval by the Chapter 49 school district’s voters.

Furthermore, a school district may not adopt a tax rate until its effective local revenue level is at or below the level that would produce its guaranteed entitlement under the Foundation School Program. If a school district fails to exercise a permitted option, the Commissioner must reduce the school district’s local revenue level to the level that would produce the school district’s guaranteed entitlement, by detaching certain types of property from the school district and annexing the property to a property-poor school district or, if necessary, consolidate the school district with a property-poor school district. Provisions governing detachment and annexation of taxable property by the Commissioner do not provide for assumption of any of the transferring school district’s existing debt.

#### **THE PERMANENT SCHOOL FUND GUARANTEE PROGRAM**

*The information below concerning the State Permanent School Fund and the Guarantee Program for school district bonds has been provided by the Texas Education Agency (the “TEA”) and is not guaranteed as to accuracy or completeness by, and is not construed as a representation by the District, the Financial Advisor, or the Purchaser.*

This disclosure statement provides information relating to the program (the “Guarantee Program”) administered by the Texas Education Agency (the “TEA”) with respect to the Texas Permanent School Fund guarantee of tax-supported bonds issued by Texas school districts and the guarantee of revenue bonds issued by or for the benefit of Texas charter districts. The Guarantee Program was authorized by an amendment to the Texas Constitution in 1983 and by Subchapter C of Chapter 45 of the Texas Education Code, as amended (the “Act”). While the Guarantee Program applies to bonds issued by or for both school districts and charter districts, as described below, the Act and the program rules for the two types of districts have some distinctions. For convenience of description and reference, those aspects of the Guarantee Program that are applicable to school district bonds and to charter district bonds are referred to herein as the “School District Bond Guarantee Program” and the “Charter District Bond Guarantee Program,” respectively.

Some of the information contained in this Section may include projections or other forward-looking statements regarding future events or the future financial performance of the Texas Permanent School Fund (the “PSF” or the “Fund”). Actual results may differ materially from those contained in any such projections or forward-looking statements.

#### **History and Purpose**

The PSF was created with a \$2,000,000 appropriation by the Texas Legislature (the “Legislature”) in 1854 expressly for the benefit of the public schools of Texas. The Constitution of 1876 stipulated that certain lands and all proceeds from the sale of these lands should also constitute the PSF. Additional acts later gave more public domain land and rights to the PSF. In 1953, the U.S. Congress passed the Submerged Lands Act that relinquished to coastal states all rights of the U.S. navigable waters within state boundaries. If the state, by law, had set a larger boundary prior to or at the time of admission to the Union, or if the boundary had been approved by Congress, then the larger boundary applied. After three years of litigation (1957-1960), the U. S. Supreme Court on May 31, 1960, affirmed Texas’ historic three marine leagues (10.35 miles) seaward boundary. Texas proved its submerged lands property rights to three leagues into the Gulf of Mexico by citing historic laws and treaties dating back to 1836. All lands lying within that limit belong to the PSF. The proceeds from the sale and the mineral-related rental of these lands, including bonuses, delay rentals and royalty payments, become the corpus of the Fund. Prior to the approval by the voters of the State of an amendment to the constitutional provision under which the Fund is established and administered, which occurred on September 13, 2003 (the “Total Return Constitutional Amendment”), and which is further described below, the PSF had as its main sources of revenues capital gains from securities transactions and royalties from the sale of oil and natural gas. The Total Return Constitutional Amendment provides that interest and dividends produced by Fund investments will be additional revenue to the PSF. The State School Land Board (“SLB”) maintains the land endowment of the Fund on behalf of the Fund and is generally authorized to manage the investments of the capital gains, royalties and other investment income relating to the land endowment. The SLB is a three member board, the membership of which consists of the Commissioner of the Texas General Land Office (the “Land Commissioner”) and two citizen members, one appointed by the Governor and one by the Texas Attorney General (the “Attorney General”). (But see “2019 Texas Legislative Session” for a description of legislation that is expected to change the composition of the SLB). As of August 31, 2018, the General Land Office (the “GLO”) managed approximately 23% of the PSF, as reflected in the fund balance of the PSF at that date.

The Texas Constitution describes the PSF as “permanent.” Prior to the approval by Total Return Constitutional Amendment, only the income produced by the PSF was to be used to complement taxes in financing public education.

On November 8, 1983, the voters of the State approved a constitutional amendment that provides for the guarantee by the PSF of bonds issued by school districts. On approval by the State Commissioner of Education (the "Commissioner"), bonds properly issued by a school district are fully guaranteed by the corpus of the PSF. See "The School District Bond Guarantee Program."

In 2011, legislation was enacted that established the Charter District Bond Guarantee Program as a new component of the Guarantee Program. That legislation authorized the use of the PSF to guarantee revenue bonds issued by or for the benefit of certain open-enrollment charter schools that are designated as "charter districts" by the Commissioner. On approval by the Commissioner, bonds properly issued by a charter district participating in the Program are fully guaranteed by the corpus of the PSF. As described below, the implementation of the Charter District Bond Guarantee Program was deferred pending receipt of guidance from the Internal Revenue Service (the "IRS") which was received in September 2013, and the establishment of regulations to govern the program, which regulations became effective on March 3, 2014. See "The Charter District Bond Guarantee Program."

State law also permits charter schools to be chartered and operated by school districts and other political subdivisions, but bond financing of facilities for school district-operated charter schools is subject to the School District Bond Guarantee Program, not the Charter District Bond Guarantee Program.

While the School District Bond Guarantee Program and the Charter District Bond Guarantee Program relate to different types of bonds issued for different types of Texas public schools, and have different program regulations and requirements, a bond guaranteed under either part of the Guarantee Program has the same effect with respect to the guarantee obligation of the Fund thereto, and all guaranteed bonds are aggregated for purposes of determining the capacity of the Guarantee Program (see "Capacity Limits for the Guarantee Program"). The Charter District Bond Guarantee Program as enacted by State law has not been reviewed by any court, nor has the Texas Attorney General been requested to issue an opinion, with respect to its constitutional validity.

The sole purpose of the PSF is to assist in the funding of public education for present and future generations. Prior to the adoption of the Total Return Constitutional Amendment, all interest and dividends produced by Fund investments flowed into the Available School Fund (the "ASF"), where they are distributed to local school districts and open-enrollment charter schools based on average daily attendance. Any net gains from investments of the Fund accrue to the corpus of the PSF. Prior to the approval by the voters of the State of the Total Return Constitutional Amendment, costs of administering the PSF were allocated to the ASF. With the approval of the Total Return Constitutional Amendment, the administrative costs of the Fund have shifted from the ASF to the PSF. In fiscal year 2018 distributions to the ASF amounted to an estimated \$247 per student and the total amount distributed to the ASF was \$1,235.8 million.

Audited financial information for the PSF is provided annually through the PSF Comprehensive Annual Financial Report (the "Annual Report"), which is filed with the Municipal Securities Rulemaking Board ("MSRB"). The Annual Report includes the Message of the Executive Administrator of the Fund (the "Message") and the Management's Discussion and Analysis ("MD&A"). The Annual Report for the year ended August 31, 2018, as filed with the MSRB in accordance with the PSF undertaking and agreement made in accordance with Rule 15c2-12 ("Rule 15c2-12") of the federal Securities and Exchange Commission (the "SEC"), as described below, is hereby incorporated by reference into this disclosure. Information included herein for the year ended August 31, 2018 is derived from the audited financial statements of the PSF, which are included in the Annual Report when it is filed and posted. Reference is made to the Annual Report for the complete Message and MD&A for the year ended August 31, 2018 and for a description of the financial results of the PSF for the year ended August 31, 2018, the most recent year for which audited financial information regarding the Fund is available. The 2018 Annual Report speaks only as of its date and the TEA has not obligated itself to update the 2018 Annual Report or any other Annual Report. The TEA posts each Annual Report, which includes statistical data regarding the Fund as of the close of each fiscal year, the most recent disclosure for the Guarantee Program, the Statement of Investment Objectives, Policies and Guidelines of the Texas Permanent School Fund, which is codified at 19 Texas Administrative Code, Chapter 33 (the "Investment Policy"), monthly updates with respect to the capacity of the Guarantee Program (collectively, the "Web Site Materials") on the TEA web site at [http://tea.texas.gov/Finance\\_and\\_Grants/Permanent\\_School\\_Fund/](http://tea.texas.gov/Finance_and_Grants/Permanent_School_Fund/) and with the MSRB at [www.emma.msrb.org](http://www.emma.msrb.org). Such monthly updates regarding the Guarantee Program are also incorporated herein and made a part hereof for all purposes. In addition to the Web Site Materials, the Fund is required to make quarterly filings with the SEC under Section 13(f) of the Securities Exchange Act of 1934. Such filings, which consist of a list of the Fund's holdings of securities specified in Section 13(f), including exchange-traded (e.g., NYSE) or NASDAQ-quoted stocks, equity options and warrants, shares of closed-end investment companies and certain convertible debt securities, is available from the SEC at [www.sec.gov/edgar.shtml](http://www.sec.gov/edgar.shtml). A list of the Fund's equity and fixed income holdings as of August 31 of each year is posted to the TEA web site and filed with the MSRB. Such list excludes holdings in the Fund's securities lending program. Such list, as filed, is incorporated herein and made a part hereof for all purposes.

## **2019 Texas Legislative Session**

During the 86th Regular Session of the Texas Legislature, which concluded on May 27, 2019 (the "86th Session"), various bills were enacted that relate to the PSF. Among such enacted legislation are bills that relate to the composition of the SLB and its relationship to the SBOE with respect to the management of the PSF. Legislation was approved that will change the composition of the SLB to a five member board from a three member board. Under that bill, the Land Commissioner will continue to head the SLB, but the remaining four members will be appointed by the Governor, and of those four members, two are required to be selected from a list of nominees to be submitted to the Governor by the SBOE. That legislation also requires an annual joint meeting of the SLB and the SBOE for the purpose of discussing the allocation of the assets of the PSF and the investment of money in the PSF. Other enacted legislation requires the SLB and the SBOE to provide quarterly financial reports to each other and creates a "permanent school fund liquid account" in the PSF for the purpose of receiving funds transferred from the SLB on a quarterly basis that are not then invested by the SLB or needed within the forthcoming quarter for investment by the SBOE. Such funds shall be invested in liquid assets in the same manner that the PSF is managed until such time as the funds are required for investment by the SLB. That legislation also requires the Texas Education Agency, in consultation with the GLO, to conduct a study regarding distributions to the ASF from the PSF. In addition, a joint resolution was approved that proposes a constitutional amendment to the Texas Constitution to increase the permissible amount of distributions to the ASF from revenue derived during a year from PSF land or other properties from \$300 million to \$600 million annually. That constitutional change is subject to approval at a State-wide referendum to be conducted on November 5, 2019.

Other legislation enacted during the 86th Session provides for the winding up of the affairs of an open-enrollment charter school that ceases operations, including as a result of the revocation or other termination of its charter. In particular, among other provisions, the legislation addresses the disposition of real and personal property of a discontinued charter school and provides under certain circumstances for reimbursement to be made to the State, if the disposed property was acquired with State funds; authorizes the Commissioner to adopt a rule to govern related party transactions by charter schools; and creates a "charter school liquidation fund" for the management of any reclaimed State funds, including, in addition to other potential uses, for the use or deposit of such reclaimed funds to the Charter District Reserve Fund.

No assessment has been made by the TEA or PSF staff as to the potential financial impact of any legislation enacted during the 86th Session, including the increase in the permissible amount that may be transferred from the PSF to the ASF, should State voters approve the proposed constitutional amendment described above on November 5, 2019.

### **The Total Return Constitutional Amendment**

The Total Return Constitutional Amendment approved a fundamental change in the way that distributions are made to the ASF from the PSF. The Total Return Constitutional Amendment requires that PSF distributions to the ASF be determined using a total-return-based formula instead of the current-income-based formula, which was used from 1964 to the end of the 2003 fiscal year. The Total Return Constitutional Amendment provides that the total amount distributed from the Fund to the ASF: (1) in each year of a State fiscal biennium must be an amount that is not more than 6% of the average of the market value of the Fund, excluding real property (the "Distribution Rate"), on the last day of each of the sixteen State fiscal quarters preceding the Regular Session of the Legislature that begins before that State fiscal biennium (the "Distribution Measurement Period"), in accordance with the rate adopted by: (a) a vote of two-thirds of the total membership of the State Board of Education ("SBOE"), taken before the Regular Session of the Legislature convenes or (b) the Legislature by general law or appropriation, if the SBOE does not adopt a rate as provided by clause (a); and (2) over the ten-year period consisting of the current State fiscal year and the nine preceding state fiscal years may not exceed the total return on all investment assets of the Fund over the same ten-year period (the "Ten Year Total Return"). In April 2009, the Attorney General issued a legal opinion, Op. Tex. Att'y Gen. No. GA-0707 (2009) ("GA-0707"), at the request of the Chairman of the SBOE with regard to certain matters pertaining to the Distribution Rate and the determination of the Ten Year Total Return. In GA-0707 the Attorney General opined, among other advice, that (i) the Ten Year Total Return should be calculated on an annual basis, (ii) a contingency plan adopted by the SBOE, to permit monthly transfers equal in aggregate to the annual Distribution Rate to be halted and subsequently made up if such transfers temporarily exceed the Ten Year Total Return, is not prohibited by State law, provided that such contingency plan applies only within a fiscal year time basis, not on a biennium basis, and (iii) that the amount distributed from the Fund in a fiscal year may not exceed 6% of the average of the market value of the Fund or the Ten Year Total Return. In accordance with GA-0707, in the event that the Ten Year Total Return is exceeded during a fiscal year, transfers to the ASF will be halted. However, if the Ten Year Total Return subsequently increases during that biennium, transfers may be resumed, if the SBOE has provided for that contingency, and made in full during the remaining period of the biennium, subject to the limit of 6% in any one fiscal year. Any shortfall in the transfer that results from such events from one biennium may not be paid over to the ASF in a subsequent biennium as the SBOE would make a separate payout determination for that subsequent biennium.

In determining the Distribution Rate, the SBOE has adopted the goal of maximizing the amount distributed from the Fund in a manner designed to preserve "intergenerational equity." Intergenerational equity is the maintenance of purchasing power to ensure that endowment spending keeps pace with inflation, with the ultimate goal being to ensure that current and future generations are given equal levels of purchasing power in real terms. In making this determination, the SBOE takes into account various considerations, and relies upon its staff and external investment consultant, which undertake analysis for long-term projection periods that includes certain assumptions. Among the assumptions used in the analysis are a projected rate of growth of the average daily scholastic attendance State-wide, the projected contributions and expenses of the Fund, projected returns in the capital markets and a projected inflation rate.

See "2011 Constitutional Amendment" below for a discussion of the historic and current Distribution Rates, and a description of amendments made to the Texas Constitution on November 8, 2011 that may affect Distribution Rate decisions.

Since the enactment of a prior amendment to the Texas Constitution in 1964, the investment of the Fund has been managed with the dual objectives of producing current income for transfer to the ASF and growing the Fund for the benefit of future generations. As a result of this prior constitutional framework, prior to the adoption of the 2004 asset allocation policy the investment of the Fund historically included a significant amount of fixed income investments and dividend-yielding equity investments, to produce income for transfer to the ASF.

With respect to the management of the Fund's financial assets portfolio, the single most significant change made to date as a result of the Total Return Constitutional Amendment has been new asset allocation policies adopted from time to time by the SBOE. The SBOE generally reviews the asset allocations during its summer meeting in even numbered years. The first asset allocation policy adopted by the SBOE following the Total Return Constitutional Amendment was in February 2004, and the policy was reviewed and modified or reaffirmed in the summers of each even-numbered year, most recently in 2018. The Fund's investment policy provides for minimum and maximum ranges among the components of each of the asset classifications: equities, fixed income and alternative asset investments. The 2004 asset allocation policy decreased the fixed income target from 45% to 25% of Fund investment assets and increased the allocation for equities from 55% to 75% of investment assets. Subsequent asset allocation policies have continued to diversify Fund assets, and have added an alternative asset allocation to the fixed income and equity allocations. The alternative asset allocation category includes real estate, real return, absolute return and private equity components. Alternative asset classes diversify the SBOE-managed assets and are not as correlated to traditional asset classes, which is intended to increase investment returns over the long run while reducing risk and return volatility of the portfolio. The most recent asset allocation, from 2016, which was reviewed and reaffirmed in June 2018, is as follows: (i) an equity allocation of 35% (consisting of U.S. large cap equities targeted at 13%, international equities at 14% and emerging international equities at 3%) and U.S. small/mid cap equities at 5%), (ii) a fixed income allocation of 19% (consisting of a 12% allocation for core bonds and a 7% allocation for emerging market debt in local currency) and (iii) an alternative asset allocation of 46% (consisting of a private equity allocation of 13%, a real estate allocation of 10%, an absolute return allocation of 10%, a risk parity allocation of 7% and a real return allocation of 6%). The 2016 asset allocation decreased U.S. large cap equities and international equities by 3% and 2%, respectively, and increased the allocations for private equity and real estate by 3% and 2%, respectively.

For a variety of reasons, each change in asset allocation for the Fund, including the 2016 modifications, have been implemented in phases, and that approach is likely to be carried forward when and if the asset allocation policy is again modified. At August 31, 2018, the Fund's financial assets portfolio was invested as follows: 40.52% in public market equity investments; 13.25% in fixed income investments; 10.35% in absolute return assets; 9.16% in private equity assets; 7.47% in real estate assets; 6.78% in risk parity assets; 5.95% in real return assets; 6.21% in emerging market debt; and 0.31% in unallocated cash.

Following on previous decisions to create strategic relationships with investment managers in certain asset classes, in September 2015 and January 2016, the SBOE approved the implementation of direct investment programs in private equity and absolute return assets, respectively, which has continued to reduce administrative costs with respect to those portfolios. The Attorney General has advised the SBOE in Op. Tex. Att'y Gen. No. GA-0998 (2013) ("GA-0998"), that the PSF is not subject to requirements of certain State competitive bidding laws with respect to the selection of investments. In GA-0998, the Attorney General also advised that the SBOE generally must use competitive bidding for the selection of investment managers and other third party providers of investment services, such as record keeping and insurance, but excluding certain professional services, such as accounting services, as State law prohibits the use of competitive bidding for specified professional services. GA-0998 provides guidance to the SBOE in connection with the direct management of alternative investments through investment vehicles to be

created by the SBOE, in lieu of contracting with external managers for such services, as has been the recent practice of the PSF. The PSF staff and the Fund's investment advisor are tasked with advising the SBOE with respect to the implementation of the Fund's asset allocation policy, including the timing and manner of the selection of any external managers and other consultants.

In accordance with the Texas Constitution, the SBOE views the PSF as a perpetual institution, and the Fund is managed as an endowment fund with a long-term investment horizon. Under the total-return investment objective, the Investment Policy provides that the PSF shall be managed consistently with respect to the following: generating income for the benefit of the public free schools of Texas, the real growth of the corpus of the PSF, protecting capital, and balancing the needs of present and future generations of Texas school children. As described above, the Total Return Constitutional Amendment restricts the annual pay-out from the Fund to the total-return on all investment assets of the Fund over a rolling ten-year period. State law provides that each transfer of funds from the PSF to the ASF is made monthly, with each transfer to be in the amount of one-twelfth of the annual distribution. The heavier weighting of equity securities and alternative assets relative to fixed income investments has resulted in greater volatility of the value of the Fund. Given the greater weighting in the overall portfolio of passively managed investments, it is expected that the Fund will reflect the general performance returns of the markets in which the Fund is invested.

The asset allocation of the Fund's financial assets portfolio is subject to change by the SBOE from time to time based upon a number of factors, including recommendations to the SBOE made by internal investment staff and external consultants, changes made by the SBOE without regard to such recommendations and directives of the Legislature. Fund performance may also be affected by factors other than asset allocation, including, without limitation, the general performance of the securities markets in the United States and abroad; political and investment considerations including those relating to socially responsible investing; economic impacts relating to domestic and international climate change; development of hostilities in and among nations; cybersecurity issues that affect the securities markets, changes in international trade policies, economic activity and investments, in general, application of the prudent person investment standard, which may eliminate certain investment opportunities for the Fund; management fees paid to external managers and embedded management fees for some fund investments; and limitations on the number and compensation of internal and external investment staff, which is subject to legislative oversight. The Guarantee Program could also be impacted by changes in State or federal law or the implementation of new accounting standards.

### **Management and Administration of the Fund**

The Texas Constitution and applicable statutes delegate to the SBOE the authority and responsibility for investment of the PSF's financial assets. In investing the Fund, the SBOE is charged with exercising the judgment and care under the circumstances then prevailing which persons of ordinary prudence, discretion and intelligence exercise in the management of their own affairs, not in regard to speculation, but in regard to the permanent disposition of their funds, considering the probable income therefrom as well as the probable safety of their capital. The SBOE has adopted a "Statement of Investment Objectives, Policies, and Guidelines of the Texas Permanent School Fund," which is codified in the Texas Administrative Code beginning at 19 TAC section 33.1.

The Total Return Constitutional Amendment provides that expenses of managing the PSF are to be paid "by appropriation" from the PSF. In January 2005, at the request of the SBOE, the Attorney General issued a legal opinion, Op. Tex. Att'y Gen. No. GA-0293 (2005), that the Total Return Constitutional Amendment requires that SBOE expenditures for managing or administering PSF investments, including payments to external investment managers, be paid from appropriations made by the Legislature, but that the Total Return Constitutional Amendment does not require the SBOE to pay from such appropriated PSF funds the indirect management costs deducted from the assets of a mutual fund or other investment company in which PSF funds have been invested.

Texas law assigns control of the Fund's land and mineral rights to the SLB. Administrative duties related to the land and mineral rights reside with the GLO, which is under the guidance of the Commissioner of the GLO. In 2007, the Legislature established the real estate special fund account of the PSF (the "Real Estate Account") consisting of proceeds and revenue from land, mineral or royalty interest, real estate investment, or other interest, including revenue received from those sources, that is set apart to the PSF under the Texas Constitution and laws, together with the mineral estate in riverbeds, channels, and the tidelands, including islands. The investment of the Real Estate Account is subject to the sole and exclusive management and control of the SLB and the Land Commissioner, who is also the head of the GLO. The 2007 legislation presented constitutional questions regarding the respective roles of the SBOE and the SLB relating to the disposition of proceeds of real estate transactions to the ASF, among other questions. Amounts in the investment portfolio of the PSF are taken into account by the SBOE for purposes of determining the Distribution Rate. An amendment to the Texas Constitution was approved by State voters on November 8, 2011, which permits the SLB to make transfers directly to the ASF, see "2011 Constitutional Amendment" below.

The SBOE contracts with its securities custodial agent to measure the performance of the total return of the Fund's financial assets. A consultant is typically retained for the purpose of providing consultation with respect to strategic asset allocation decisions and to assist the SBOE in selecting external fund management advisors. The SBOE also contracts with financial institutions for custodial and securities lending services. Like other State agencies and instrumentalities that manage large investment portfolios, the PSF has implemented an incentive compensation plan that may provide additional compensation for investment personnel, depending upon the criteria relating to the investment performance of the Fund.

As noted above, the Texas Constitution and applicable statutes make the SBOE responsible for investment of the PSF's financial assets. By law, the Commissioner is appointed by the Governor, with Senate confirmation, and assists the SBOE, but the Commissioner can neither be hired nor dismissed by the SBOE. The Executive Administrator of the Fund is also hired by and reports to the Commissioner. Moreover, although the Fund's Executive Administrator and his staff implement the decisions of and provide information to the School Finance/PSF Committee of the SBOE and the full SBOE, the SBOE can neither select nor dismiss the Executive Administrator. TEA's General Counsel provides legal advice to the Executive Administrator and to the SBOE. The SBOE has also engaged outside counsel to advise it as to its duties over the Fund, including specific actions regarding the investment of the PSF to ensure compliance with fiduciary standards, and to provide transactional advice in connection with the investment of Fund assets in non-traditional investments.

### **Capacity Limits for the Guarantee Program**

The capacity of the Fund to guarantee bonds under the Guarantee Program is limited in two ways: by State law (the "State Capacity Limit") and by regulations and a notice issued by the IRS (the "IRS Limit"). Prior to May 20, 2003, the State Capacity Limit was equal to two times the lower of cost or fair market value of the Fund's assets, exclusive of real estate. During the 78th Regular Session of the Legislature in 2003, legislation was enacted that increased the State Capacity Limit by 25%, to two and one-half times the lower of cost or fair market value of the Fund's assets as estimated by the SBOE and certified by the State Auditor, and eliminated the real estate exclusion from the calculation. Prior to the issuance of the IRS Notice (defined below), the capacity of the program under the IRS Limit was limited to two and one-half times the lower of cost or fair market value of the Fund's assets adjusted by a factor that excluded additions to the Fund made since May 14, 1989. During the 2007 Texas Legislature, Senate Bill 389 ("SB 389") was enacted providing for additional increases in the capacity of the Guarantee Program, and specifically providing

that the SBOE may by rule increase the capacity of the Guarantee Program from two and one-half times the cost value of the PSF to an amount not to exceed five times the cost value of the PSF, provided that the increased limit does not violate federal law and regulations and does not prevent bonds guaranteed by the Guarantee Program from receiving the highest available credit rating, as determined by the SBOE. SB 389 further provides that the SBOE shall at least annually consider whether to change the capacity of the Guarantee Program. From 2005 through 2009, the Guarantee Program twice reached capacity under the IRS Limit, and in each instance the Guarantee Program was closed to new bond guarantee applications until relief was obtained from the IRS. The most recent closure of the Guarantee Program commenced in March 2009 and the Guarantee Program reopened in February 2010 on the basis of receipt of the IRS Notice.

On December 16, 2009, the IRS published Notice 2010-5 (the "IRS Notice") stating that the IRS will issue proposed regulations amending the existing regulations to raise the IRS limit to 500% of the total cost of the assets held by the PSF as of December 16, 2009. In accordance with the IRS Notice, the amount of any new bonds to be guaranteed by the PSF, together with the then outstanding amount of bonds previously guaranteed by the PSF, must not exceed the IRS limit on the sale date of the new bonds to be guaranteed. The IRS Notice further provides that the IRS Notice may be relied upon for bonds sold on or after December 16, 2009, and before the effective date of future regulations or other public administrative guidance affecting funds like the PSF.

On September 16, 2013, the IRS published proposed regulations (the "Proposed IRS Regulations") that, among other things, would enact the IRS Notice. The preamble to the Proposed IRS Regulations provides that issuers may elect to apply the Proposed IRS Regulations, in whole or in part, to bonds sold on or after September 16, 2013, and before the date that final regulations become effective.

On July 18, 2016, the IRS issued final regulations enacting the IRS Notice (the "Final IRS Regulations"). The Final IRS Regulations are effective for bonds sold on or after October 17, 2016. The IRS Notice, the Proposed IRS Regulations and the Final IRS Regulations establish a static capacity for the Guarantee Program based upon the cost value of Fund assets on December 16, 2009 multiplied by five. On December 16, 2009, the cost value of the Guarantee Program was \$23,463,730,608 (estimated and unaudited), thereby producing an IRS Limit of approximately \$117.3 billion. The State Capacity Limit is determined on the basis of the cost value of the Fund from time to time multiplied by the capacity multiplier determined annually by the SBOE, but not to exceed a multiplier of five. The capacity of the Guarantee Program will be limited to the lower of the State Capacity Limit or the IRS Limit. On May 21, 2010, the SBOE modified the regulations that govern the School District Bond Guarantee Program (the "SDBGP Rules"), and increased the State Law Capacity to an amount equal to three times the cost value of the PSF. Such modified regulations, including the revised capacity rule, became effective on July 1, 2010. The SDBGP Rules provide that the Commissioner may reduce the multiplier to maintain the AAA credit rating of the Guarantee Program, but provide that any changes to the multiplier made by the Commissioner are to be ratified or rejected by the SBOE at the next meeting following the change. See "Valuation of the PSF and Guaranteed Bonds," below.

At its September 2015 meeting, the SBOE voted to modify the SDBGP Rules and the CDBGP Rules to increase the State Law Capacity from 3 times the cost value multiplier to 3.25 times. At that meeting, the SBOE also approved a new 5% capacity reserve for the Charter District Bond Guarantee Program. The change to the State Law Capacity became effective on February 1, 2016. At its November 2016 meeting, the SBOE again voted to increase the State Law Capacity and, in accordance with applicable requirements for the modification of SDBGP and CDBGP Rules, a second and final vote to approve the increase in the State Law Capacity occurred on February 3, 2017. As a result, the State Law Capacity increased from 3.25 times the cost value multiplier to 3.50 times effective March 1, 2017. Based upon the cost basis of the Fund at August 31, 2018, the State Law Capacity increased from \$111,568,711,072 on August 31, 2017 to \$118,511,255,268 on August 31, 2018 (but at such date the IRS Limit was lower, \$117,318,653,038, so it is the currently effective capacity limit for the Fund).

Since July 1991, when the SBOE amended the Guarantee Program Rules to broaden the range of bonds that are eligible for guarantee under the Guarantee Program to encompass most Texas school district bonds, the principal amount of bonds guaranteed under the Guarantee Program has increased sharply. In addition, in recent years a number of factors have caused an increase in the amount of bonds issued by school districts in the State. See the table "Permanent School Fund Guaranteed Bonds" below. Effective September 1, 2009, the Act provides that the SBOE may annually establish a percentage of the cost value of the Fund to be reserved from use in guaranteeing bonds. The capacity of the Guarantee Program in excess of any reserved portion is referred to herein as the "Capacity Reserve." The SDBGP Rules provide for a minimum Capacity Reserve for the overall Guarantee Program of no less than 5%, and provide that the amount of the Capacity Reserve may be increased by a majority vote of the SBOE. The CDBGP Rules provide for an additional 5% reserve of CDBGP capacity. The Commissioner is authorized to change the Capacity Reserve, which decision must be ratified or rejected by the SBOE at its next meeting following any change made by the Commissioner. The current Capacity Reserve is noted in the monthly updates with respect to the capacity of the Guarantee Program on the TEA web site at [http://tea.texas.gov/Finance\\_and\\_Grants/Permanent\\_School\\_Fund/](http://tea.texas.gov/Finance_and_Grants/Permanent_School_Fund/), which are also filed with the MSRB.

Based upon historical performance of the Fund, the legal restrictions relating to the amount of bonds that may be guaranteed has generally resulted in a lower ratio of guaranteed bonds to available assets as compared to many other types of credit enhancements that may be available for Texas school district bonds and charter district bonds. However, the ratio of Fund assets to guaranteed bonds and the growth of the Fund in general could be adversely affected by a number of factors, including changes in the value of the Fund due to changes in securities markets, investment objectives of the Fund, an increase in bond issues by school districts in the State or legal restrictions on the Fund, changes in State laws that implement funding decisions for school districts and charter districts, which could adversely affect the credit quality of those districts, the implementation of the Charter District Bond Guarantee Program, or an increase in the calculation base of the Fund for purposes of making transfers to the ASF. It is anticipated that the issuance of the IRS Notice and the Proposed IRS Regulations will likely result in a substantial increase in the amount of bonds guaranteed under the Guarantee Program. The implementation of the Charter School Bond Guarantee Program is also expected to increase the amount of guaranteed bonds.

The Act requires that the Commissioner prepare, and the SBOE approve, an annual report on the status of the Guarantee Program (the Annual Report). The State Auditor audits the financial statements of the PSF, which are separate from other State financial statements.

### **The School District Bond Guarantee Program**

The School District Bond Guarantee Program requires an application be made by a school district to the Commissioner for a guarantee of its bonds. If the conditions for the School District Bond Guarantee Program are satisfied, the guarantee becomes effective upon approval of the bonds by the Attorney General and remains in effect until the guaranteed bonds are paid or defeased, by a refunding or otherwise.

In the event of default, holders of guaranteed school district bonds will receive all payments due from the corpus of the PSF. Following a determination that a school district will be or is unable to pay maturing or matured principal or interest on any

guaranteed bond, the Act requires the school district to notify the Commissioner not later than the fifth day before the stated maturity date of such bond or interest payment. Immediately following receipt of such notice, the Commissioner must cause to be transferred from the appropriate account in the PSF to the Paying Agent/Registrar an amount necessary to pay the maturing or matured principal and interest. Upon receipt of funds for payment of such principal or interest, the Paying Agent/Registrar must pay the amount due and forward the canceled bond or evidence of payment of the interest to the State Comptroller of Public Accounts (the "Comptroller"). The Commissioner will instruct the Comptroller to withhold the amount paid, plus interest, from the first State money payable to the school district. The amount withheld pursuant to this funding "intercept" feature will be deposited to the credit of the PSF. The Comptroller must hold such canceled bond or evidence of payment of the interest on behalf of the PSF. Following full reimbursement of such payment by the school district to the PSF with interest, the Comptroller will cancel the bond or evidence of payment of the interest and forward it to the school district. The Act permits the Commissioner to order a school district to set a tax rate sufficient to reimburse the PSF for any payments made with respect to guaranteed bonds, and also sufficient to pay future payments on guaranteed bonds, and provides certain enforcement mechanisms to the Commissioner, including the appointment of a board of managers or annexation of a defaulting school district to another school district.

If a school district fails to pay principal or interest on a bond as it is stated to mature, other amounts not due and payable are not accelerated and do not become due and payable by virtue of the district's default. The School District Bond Guarantee Program does not apply to the payment of principal and interest upon redemption of bonds, except upon mandatory sinking fund redemption, and does not apply to the obligation, if any, of a school district to pay a redemption premium on its guaranteed bonds. The guarantee applies to all matured interest on guaranteed school district bonds, whether the bonds were issued with a fixed or variable interest rate and whether the interest rate changes as a result of an interest reset provision or other bond order provision requiring an interest rate change. The guarantee does not extend to any obligation of a school district under any agreement with a third party relating to guaranteed bonds that is defined or described in State law as a "bond enhancement agreement" or a "credit agreement," unless the right to payment of such third party is directly as a result of such third party being a bondholder.

In the event that two or more payments are made from the PSF on behalf of a district, the Commissioner shall request the Attorney General to institute legal action to compel the district and its officers, agents and employees to comply with the duties required of them by law in respect to the payment of guaranteed bonds.

Generally, the SDBGP Rules limit guarantees to certain types of notes and bonds, including, with respect to refunding bonds issued by school districts, a requirement that the bonds produce debt service savings, and that bonds issued for capital facilities of school districts must have been voted as unlimited tax debt of the issuing district. The Guarantee Program Rules include certain accreditation criteria for districts applying for a guarantee of their bonds, and limit guarantees to districts that have less than the amount of annual debt service per average daily attendance that represents the 90th percentile of annual debt service per average daily attendance for all school districts, but such limitation will not apply to school districts that have enrollment growth of at least 25% over the previous five school years. The SDBGP Rules are codified in the Texas Administrative Code at 19 TAC section 33.65, and are available at <http://ritter.tea.state.tx.us/rules/tac/chapter033/ch033a.html#33.65>.

### **The Charter District Bond Guarantee Program**

The Charter District Bond Guarantee Program became effective March 3, 2014. The SBOE published final regulations in the Texas Register that provide for the administration of the Charter District Bond Guarantee Program (the "CDBGP Rules"). The CDBGP Rules are codified at 19 TAC section 33.67, and are available at <http://ritter.tea.state.tx.us/rules/tac/chapter033/ch033a.html#33.67>.

The Charter District Bond Guarantee Program has been authorized through the enactment of amendments to the Act, which provide that a charter holder may make application to the Commissioner for designation as a "charter district" and for a guarantee by the PSF under the Act of bonds issued on behalf of a charter district by a non-profit corporation. If the conditions for the Charter District Bond Guarantee Program are satisfied, the guarantee becomes effective upon approval of the bonds by the Attorney General and remains in effect until the guaranteed bonds are paid or defeased, by a refunding or otherwise.

As of February 27, 2019 (the most recent date for which data is available), the percentage of students enrolled in open-enrollment charter schools (excluding charter schools authorized by school districts) to the total State scholastic census was approximately 5.85%. As of June 10, 2019, there were 181 active open-enrollment charter schools in the State and there were 764 charter school campuses operating under such charters (though as of such date, 15 of such campuses have not begun serving students for various reasons). Section 12.101, Texas Education Code, as amended by the Legislature in 2013, limits the number of charters that the Commissioner may grant to 215 charters as of the end of fiscal year 2014, with the number increasing in each fiscal year thereafter through 2019 to a total number of 305 charters. While legislation limits the number of charters that may be granted, it does not limit the number of campuses that may operate under a particular charter. For information regarding the capacity of the Guarantee Program, see "Capacity Limits for the Guarantee Program." The Act provides that the Commissioner may not approve the guarantee of refunding or refinanced bonds under the Charter District Bond Guarantee Program in a total amount that exceeds one-half of the total amount available for the guarantee of charter district bonds under the Charter District Bond Guarantee Program.

In accordance with the Act, the Commissioner may not approve charter district bonds for guarantee if such guarantees will result in lower bond ratings for public school district bonds that are guaranteed under the School District Bond Guarantee Program. To be eligible for a guarantee, the Act provides that a charter district's bonds must be approved by the Attorney General, have an unenhanced investment grade rating from a nationally recognized investment rating firm, and satisfy a limited investigation conducted by the TEA.

The Charter District Bond Guarantee Program does not apply to the payment of principal and interest upon redemption of bonds, except upon mandatory sinking fund redemption, and does not apply to the obligation, if any, of a charter district to pay a redemption premium on its guaranteed bonds. The guarantee applies to all matured interest on guaranteed charter district bonds, whether the bonds were issued with a fixed or variable interest rate and whether the interest rate changes as a result of an interest reset provision or other bond resolution provision requiring an interest rate change. The guarantee does not extend to any obligation of a charter district under any agreement with a third party relating to guaranteed bonds that is defined or described in State law as a "bond enhancement agreement" or a "credit agreement," unless the right to payment of such third party is directly as a result of such third party being a bondholder.

The Act provides that immediately following receipt of notice that a charter district will be or is unable to pay maturing or matured principal or interest on a guaranteed bond, the Commissioner is required to instruct the Comptroller to transfer from the Charter District Reserve Fund to the district's paying agent an amount necessary to pay the maturing or matured principal or interest. If money in the Charter District Reserve Fund is insufficient to pay the amount due on a bond for which a notice of default has been received, the Commissioner is required to instruct the Comptroller to transfer from the PSF to the district's paying agent the amount necessary to pay the balance of the unpaid maturing or matured principal or interest. If a total of two or more payments are made under the Charter District Bond Guarantee Program on charter district bonds and the Commissioner determines that the charter

district is acting in bad faith under the program, the Commissioner may request the Attorney General to institute appropriate legal action to compel the charter district and its officers, agents, and employees to comply with the duties required of them by law in regard to the guaranteed bonds. As is the case with the School District Bond Guarantee Program, the Act provides a funding “intercept” feature that obligates the Commissioner to instruct the Comptroller to withhold the amount paid with respect to the Charter District Bond Guarantee Program, plus interest, from the first State money payable to a charter district that fails to make a guaranteed payment on its bonds. The amount withheld will be deposited, first, to the credit of the PSF, and then to restore any amount drawn from the Charter District Reserve Fund as a result of the non-payment.

The CDBGP Rules provide that the PSF may be used to guarantee bonds issued for the acquisition, construction, repair, or renovation of an educational facility for an open-enrollment charter holder and equipping real property of an open-enrollment charter school and/or to refinance promissory notes executed by an open-enrollment charter school, each in an amount in excess of \$500,000 the proceeds of which loans were used for a purposes described above (so-called new money bonds) or for refinancing bonds previously issued for the charter school that were approved by the attorney general (so-called refunding bonds). Refunding bonds may not be guaranteed under the Charter District Bond Guarantee Program if they do not result in a present value savings to the charter holder.

The CDBGP Rules provide that an open-enrollment charter holder applying for charter district designation and a guarantee of its bonds under the Charter District Bond Guarantee Program satisfy various provisions of the regulations, including the following: It must (i) have operated at least one open-enrollment charter school with enrolled students in the State for at least three years; (ii) agree that the bonded indebtedness for which the guarantee is sought will be undertaken as an obligation of all entities under common control of the open-enrollment charter holder, and that all such entities will be liable for the obligation if the open-enrollment charter holder defaults on the bonded indebtedness, provided, however, that an entity that does not operate a charter school in Texas is subject to this provision only to the extent it has received state funds from the open-enrollment charter holder; (iii) have had completed for the past three years an audit for each such year that included unqualified or unmodified audit opinions; and (iv) have received an investment grade credit rating within the last year. Upon receipt of an application for guarantee under the Charter District Bond Guarantee Program, the Commissioner is required to conduct an investigation into the financial status of the applicant charter district and of the accreditation status of all open-enrollment charter schools operated under the charter, within the scope set forth in the CDBGP Rules. Such financial investigation must establish that an applying charter district has a historical debt service coverage ratio, based on annual debt service, of at least 1.1 for the most recently completed fiscal year, and a projected debt service coverage ratio, based on projected revenues and expenses and maximum annual debt service, of at least 1.2. The failure of an open-enrollment charter holder to comply with the Act or the applicable regulations, including by making any material misrepresentations in the charter holder's application for charter district designation or guarantee under the Charter District Bond Guarantee Program, constitutes a material violation of the open-enrollment charter holder's charter.

From time to time, TEA has limited new guarantees under the Charter District Bond Guarantee Program to conform to capacity limits specified by the Act. Legislation enacted during the Legislature's 2017 regular session modified the manner of calculating the capacity of the Charter District Bond Guarantee Program (the “CDBGP Capacity”), which further increased the amount of the CDBGP Capacity, beginning with State fiscal year 2018, but that provision of the law does not increase overall Program capacity, it merely allocates capacity between the School District Bond Guarantee Program and the Charter District Bond Guarantee Program. See “Capacity Limits for the Guarantee Program” and “2017 Legislative Changes to the Charter District Bond Guarantee Program.” Other factors that could increase the CDBGP Capacity include Fund investment performance, future increases in the Guarantee Program multiplier, changes in State law that govern the calculation of the CDBGP Capacity, as described below, growth in the relative percentage of students enrolled in open-enrollment charter schools to the total State scholastic census, legislative and administrative changes in funding for charter districts, changes in level of school district or charter district participation in the Program, or a combination of such circumstances.

### **2017 Legislative Changes to the Charter District Bond Guarantee Program**

The CDBGP Capacity is established by the Act. During the 85th Texas Legislature, which concluded on May 29, 2017, Senate Bill 1480 (“SB 1480”) was enacted. The complete text of SB 1480 can be found at <http://www.capitol.state.tx.us/tlodocs/85R/billtext/pdf/SB01480F.pdf#navpanes=0>. SB 1480 modified how the CDBGP Capacity will be established under the Act effective as of September 1, 2017, and made other substantive changes to the Act that affects the Charter District Bond Guarantee Program. Prior to the enactment of SB 1480, the CDBGP Capacity was calculated as the State Capacity Limit less the amount of outstanding bond guarantees under the Guarantee Program multiplied by the percentage of charter district scholastic population relative to the total public school scholastic population. As of April 30, 2019, the amount of outstanding bond guarantees represented 69.90% of the IRS Limit (which is currently the applicable capacity limit) for the Guarantee Program (based on unaudited data). SB 1480 amended the CDBGP Capacity calculation so that the State Capacity Limit is multiplied by the percentage of charter district scholastic population relative to the total public school scholastic population prior to the subtraction of the outstanding bond guarantees, thereby potentially substantially increasing the CDBGP Capacity. However, certain provisions of SB 1480, described below, and other additional factors described herein, could result in less than the maximum amount of the potential increase provided by SB 1480 being implemented by the SBOE or otherwise used by charter districts. Still other factors used in determining the CDBGP Capacity, such as the percentage of the charter district scholastic population to the overall public school scholastic population, could, in and of itself, increase the CDBGP Capacity, as that percentage has grown from 3.53% in September, 2012 to 5.85% in February 2019. TEA is unable to predict how the ratio of charter district students to the total State scholastic population will change over time.

SB 1480 provides that the implementation of the new method of calculating the CDBGP Capacity will begin with the State fiscal year that commences September 1, 2021 (the State's fiscal year 2022). However, for the intervening four fiscal years, beginning with fiscal year 2018, SB 1480 provides that the SBOE may establish a CDBGP Capacity that increases the amount of charter district bonds that may be guaranteed by up to a cumulative 20% in each fiscal year (for a total maximum increase of 80% in fiscal year 2021) as compared to the capacity figure calculated under the Act as of January 1, 2017. However, SB 1480 provides that in making its annual determination of the magnitude of an increase for any year, the SBOE may establish a lower (or no) increase if the SBOE determines that an increase in the CDBGP Capacity would likely result in a negative impact on the bond ratings for the Bond Guarantee Program (see “Ratings of Bonds Guaranteed Under the Guarantee Program”) or if one or more charter districts default on payment of principal or interest on a guaranteed bond, resulting in a negative impact on the bond ratings of the Bond Guarantee Program. The provisions of SB 1480 that provide for discretionary, incremental increases in the CDBGP expire September 1, 2022. If the SBOE makes a determination for any year based upon the potential ratings impact on the Bond Guarantee Program and modifies the increase that would otherwise be implemented under SB 1480 for that year, the SBOE may also make appropriate adjustments to the schedule for subsequent years to reflect the modification, provided that the CDBGP Capacity for any year may not exceed the limit provided in the schedule set forth in SB 1480. In September 2017 and June 2018, the SBOE authorized the full 20% increase in the amount of charter district bonds that may be guaranteed for fiscal years 2018 and 2019, respectively, which increases the relative capacity of the Charter District Bond Guarantee Program to the School District Bond Guarantee Program for those fiscal years.

Taking into account the enactment of SB 1480 and the increase in the CDBG Capacity effected thereby, at Winter 2018 meeting the SBOE determined not to implement a previously approved the multiplier increase to 3.75 times market value, opting to increase the multiplier to 3.50 times effective in late March 2018.

In addition to modifying the manner of determining the CDBG Capacity, SB 1480 provides that the Commissioner, in making a determination as to whether to approve a guarantee for a charter district, may consider any additional reasonable factor that the Commissioner determines to be necessary to protect the Bond Guarantee Program or minimize risk to the PSF, including: (1) whether the charter district had an average daily attendance of more than 75 percent of its student capacity for each of the preceding three school years, or for each school year of operation if the charter district has not been in operation for the preceding three school years; (2) the performance of the charter district under certain performance criteria set forth in Education Code Sections 39.053 and 39.054; and (3) any other indicator of performance that could affect the charter district's financial performance. Also, SB 1480 provides that the Commissioner's investigation of a charter district application for guarantee may include an evaluation of whether the charter district bond security documents provide a security interest in real property pledged as collateral for the bond and the repayment obligation under the proposed guarantee. The Commissioner may decline to approve the application if the Commissioner determines that sufficient security is not provided. The Act and the CDBG Rules previously required the Commissioner to make an investigation of the accreditation status and certain financial criteria for a charter district applying for a bond guarantee, which remain in place.

Since the initial authorization of the Charter District Bond Guarantee Program, the Act has established a bond guarantee reserve fund in the State treasury (the "Charter District Reserve Fund"). Formerly, the Act provided that each charter district that has a bond guaranteed must annually remit to the Commissioner, for deposit in the Charter District Reserve Fund, an amount equal to 10 percent of the savings to the charter district that is a result of the lower interest rate on its bonds due to the guarantee by the PSF. SB 1480 modified the Act insofar as it pertains to the Charter District Reserve Fund. Effective September 1, 2017, the Act provides that a charter district that has a bond guaranteed must remit to the Commissioner, for deposit in the Charter District Reserve Fund, an amount equal to 20 percent of the savings to the charter district that is a result of the lower interest rate on the bond due to the guarantee by the PSF. The amount due shall be paid on receipt by the charter district of the bond proceeds. However, the deposit requirement will not apply if the balance of the Charter District Reserve Fund is at least equal to three percent (3.00%) of the total amount of outstanding guaranteed bonds issued by charter districts. As of April 30, 2019, the Charter District Reserve Fund represented approximately 0.87% of the guaranteed charter district bonds. SB 1480 also authorized the SBOE to manage the Charter District Reserve Fund in the same manner as it manages the PSF. Previously, the Charter District Reserve Fund was held by the Comptroller, but effective April 1 2018, the management of the Reserve Fund was transferred to the PSF division of TEA, where it will be held and invested as a non-commingled fund under the administration of the PSF staff.

### **Charter District Risk Factors**

Open-enrollment charter schools in the State may not charge tuition and, unlike school districts, charter districts have no taxing power. Funding for charter district operations is largely from amounts appropriated by the Legislature. The amount of such State payments a charter district receives is based on a variety of factors, including the enrollment at the schools operated by a charter district. The overall amount of education aid provided by the State for charter schools in any year is also subject to appropriation by the Legislature. The Legislature may base its decisions about appropriations for charter schools on many factors, including the State's economic performance. Further, because some public officials, their constituents, commentators and others have viewed charter schools as controversial, political factors may also come to bear on charter school funding, and such factors are subject to change.

Other than credit support for charter district bonds that is provided to qualifying charter districts by the Charter District Bond Guarantee Program, under current law, open-enrollment charter schools generally do not receive a dedicated funding allocation from the State to assist with the construction and acquisition of new facilities. However, during the 85th Regular Session of the Legislature in 2017, legislation was enacted that, for the first time, provided a limited appropriation in the amount of \$60 million for the 2018-2019 biennium for charter districts having an acceptable performance rating. A charter district that receives funding under this program may use the funds to lease or pay property taxes imposed on an instructional facility; to pay debt service on bonds that financed an instructional facility; or for any other purpose related to the purchase, lease, sale, acquisition, or maintenance of an instructional facility. Charter schools generally issue revenue bonds to fund facility construction and acquisition, or fund facilities from cash flows of the school. Some charter districts have issued non-guaranteed debt in addition to debt guaranteed under the Charter District Bond Guarantee Program, and such non-guaranteed debt is likely to be secured by a deed of trust covering all or part of the charter district's facilities. In March 2017, the TEA began requiring charter districts to provide the TEA with a lien against charter district property as a condition to receiving a guarantee under the Charter District Bond Guarantee Program. However, charter district bonds issued and guaranteed under the Charter District Bond Guarantee Program prior to the implementation of the new requirement did not have the benefit of a security interest in real property, although other existing debts of such charter districts that are not guaranteed under the Charter District Bond Guarantee Program may be secured by real property that could be foreclosed on in the event of a bond default.

The maintenance of a State-granted charter is dependent upon on-going compliance with State law and TEA regulations, and TEA monitors compliance with applicable standards. TEA has a broad range of enforcement and remedial actions that it can take as corrective measures, and such actions may include the loss of the State charter, the appointment of a new board of directors to govern a charter district, the assignment of operations to another charter operator, or, as a last resort, the dissolution of an open-enrollment charter school.

As described above, the Act includes a funding "intercept" function that applies to both the School District Bond Guarantee Program and the Charter District Bond Guarantee Program. However, school districts are viewed as the "educator of last resort" for students residing in the geographical territory of the district, which makes it unlikely that State funding for those school districts would be discontinued, although the TEA can require the dissolution and merger into another school district if necessary to ensure sound education and financial management of a school district. That is not the case with a charter district, however, and open-enrollment charter schools in the State have been dissolved by TEA from time to time. If a charter district that has bonds outstanding that are guaranteed by the Charter District Bond Guarantee Program should be dissolved, debt service on guaranteed bonds of the district would continue to be paid to bondholders in accordance with the Charter District Bond Guarantee Program, but there would be no funding available for reimbursement of the PSF by the Comptroller for such payments. As described under "The Charter District Bond Guarantee Program," the Act establishes a Charter District Reserve Fund, which could in the future be a significant reimbursement resource for the PSF. At April 30, 2019, the Charter District Reserve Fund contained \$14,743,830.

### **Potential Impact of Hurricane Harvey on the PSF**

Hurricane Harvey struck coastal Texas on August 26, 2017, resulting in historic levels of rainfall. The Governor designated the impacted area for disaster relief, and TEA believes that the storm impacted more than 1.3 million students enrolled in some 157 school districts, and approximately 58,000 students in 27 charter schools in the designated area. Many of the impacted school districts and two charter districts have bonds guaranteed by the PSF. It is possible that the affected districts will need to borrow to repair or replace damaged facilities, which could require increased bond issuance and applications to the TEA for PSF bond



guarantees. In addition, the storm damage and any lingering economic damage in the area could adversely affect the tax base (for school districts) and credit quality of school districts and charter districts with bonds that are or will be guaranteed by the PSF.

Legislation was approved during the 86th Session that provides supplemental appropriations to the TEA in amounts of \$535,200,000 and \$636,000,000 for the fiscal biennia ending August 31, 2019 and August 31, 2021, respectively. Those appropriations are designated for use as an adjustment to school district property values and reimbursement for disaster remediation costs as a result of Hurricane Harvey. That legislation also included a reimbursement to the TEA in the amount of \$271,300,000 for costs previously incurred by the TEA for increased student costs, the reduction in school district property values and other disaster remediation costs stemming from Hurricane Harvey. For fiscal year 2018, TEA initiated programs designed to hold school districts and charter districts harmless for the loss of State funding associated with declines in average daily attendance. In the past, storm damage has caused multiple year impacts to affected schools with respect to both attendance figures and tax base (for school districts). In June 2018 TEA received results of a survey of tax appraisal districts in the area affected by the hurricane with respect to the impact of the hurricane on the tax rolls of affected school districts. In aggregate, the tax rolls of affected districts appear to have increased slightly for fiscal 2018 over 2017, but the increases were at a lower rate than had been anticipated in the State's general appropriation act for the biennium. TEA notes that as of June 2018 the negative effect of the hurricane on the average daily attendance of districts in the affected area appears to have been less than TEA had initially anticipated.

Many of the school districts and two charter districts in the designated disaster area have bonds guaranteed by the PSF. TEA notes that no district has applied for financial exigency or failed to timely pay bond payments as a result of the hurricane or otherwise. The PSF is managed to maintain liquidity for any draws on the program. Moreover, as described under "The School District Bond Guarantee Program" and "The Charter District Bond Guarantee Program," both parts of the Bond Guarantee Program operate in accordance with the Act as "intercept" programs, providing liquidity for guaranteed bonds, and draws on the PSF are required to be restored from the first State money payable to a school district or a charter district that fails to make a guaranteed payment on its bonds.

**Ratings of Bonds Guaranteed Under the Guarantee Program**

Moody's Investors Service, Inc., S&P Global Ratings and Fitch Ratings, Inc. rate bonds guaranteed by the PSF "Aaa," "AAA" and "AAA," respectively. Not all districts apply for multiple ratings on their bonds, however. See "RATING" herein.

**Valuation of the PSF and Guaranteed Bonds**

**Permanent School Fund Valuations**

| Fiscal Year<br>Ended 8/31 | Book Value <sup>(1)</sup> | Market Value <sup>(1)</sup> |
|---------------------------|---------------------------|-----------------------------|
| 2014                      | \$27,596,692,541          | \$38,445,519,225            |
| 2015                      | 29,081,052,900            | 36,196,265,273              |
| 2016                      | 30,128,037,903            | 37,279,799,335              |
| 2017                      | 31,870,581,428            | 41,438,672,573              |
| 2018 <sup>(2)</sup>       | 33,860,358,647            | 44,074,197,940              |

<sup>(1)</sup> SLB managed assets are included in the market value and book value of the Fund. In determining the market value of the PSF from time to time during a fiscal year, the TEA uses current, unaudited values for TEA managed investment portfolios and cash held by the SLB. With respect to SLB managed assets shown in the table above, market values of land and mineral interests, internally managed real estate, investments in externally managed real estate funds and cash are based upon information reported to the PSF by the SLB. The SLB reports that information to the PSF on a quarterly basis. The valuation of such assets at any point in time is dependent upon a variety of factors, including economic conditions in the State and nation in general, and the values of these assets, and, in particular, the valuation of mineral holdings administered by the SLB, can be volatile and subject to material changes from period to period.

<sup>(2)</sup> At August 31, 2018, mineral assets, sovereign and other lands and internally managed discretionary real estate, external discretionary real estate investments, domestic equities, and cash managed by the SLB had book values of approximately \$13.4 million, \$238.8 million, \$2,983.3 million, \$7.5 million, and \$4,247.3 million, respectively, and market values of approximately \$2,022.8 million, \$661.1 million, \$3,126.7 million, \$4.2 million, and \$4,247.3 million, respectively. At April 30, 2019, the PSF had a book value of \$34,917,398,274 and a market value of \$44,978,512,134. April 30, 2019 values are based on unaudited data, which is subject to adjustment.

**Permanent School Fund Guaranteed Bonds**

| At 8/31 | Principal Amount <sup>(1)</sup> |
|---------|---------------------------------|
| 2014    | \$58,364,350,783                |
| 2015    | 63,955,449,047                  |
| 2016    | 68,303,328,445                  |
| 2017    | 74,266,090,023                  |
| 2018    | 79,080,901,069 <sup>(2)</sup>   |

<sup>(1)</sup> Represents original principal amount; does not reflect any subsequent accretions in value for compound interest bonds (zero coupon securities). The amount shown excludes bonds that have been refunded and released from the Guarantee Program. The TEA does not maintain records of the accreted value of capital appreciation bonds that are guaranteed under the Guarantee Program.

<sup>(2)</sup> As of August 31, 2018 (the most recent date for which such data is available), the TEA expected that the principal and interest to be paid by school districts over the remaining life of the bonds guaranteed by the Guarantee Program was \$126,346,333,815, of which \$47,265,432,746 represents interest to be paid. As shown in the table above, at August 31, 2018, there were \$79,080,901,069 in principal amount of bonds guaranteed under the Guarantee Program, and using the IRS Limit at that date of \$117,318,653,038 (the IRS Limit is currently the lower of the two federal and State capacity limits of Program capacity), 97.35% of Program capacity was available to the School District Bond Guarantee Program and 2.65% was available to the Charter District Bond Guarantee Program.

**Permanent School Fund Guaranteed Bonds by Category<sup>(1)</sup>**

| Fiscal<br>Year<br>Ended | School District Bonds |                     | Charter District Bonds |                     | Totals           |                     |
|-------------------------|-----------------------|---------------------|------------------------|---------------------|------------------|---------------------|
|                         | No. of<br>Issues      | Principal<br>Amount | No. of<br>Issues       | Principal<br>Amount | No. of<br>Issues | Principal<br>Amount |
| 2014 <sup>(2)</sup>     | 2,869                 | \$58,061,805,783    | 10                     | \$302,545,000       | 2,879            | \$58,364,350,783    |
| 2015                    | 3,089                 | 63,197,514,047      | 28                     | 757,935,000         | 3,117            | 63,955,449,047      |
| 2016                    | 3,244                 | 67,342,303,445      | 35                     | 961,025,000         | 3,279            | 68,303,328,445      |
| 2017                    | 3,253                 | 72,884,480,023      | 40                     | 1,381,610,000       | 3,293            | 74,266,090,023      |
| 2018 <sup>(3)</sup>     | 3,249                 | 77,647,966,069      | 44                     | 1,432,935,000       | 3,293            | 79,080,901,069      |

<sup>(1)</sup> Represents original principal amount; does not reflect any subsequent accretions in value for compound interest bonds (zero coupon securities). The amount shown excludes bonds that have been refunded and released from the Guarantee Program.

<sup>(2)</sup> Fiscal 2014 was the first year of operation of the Charter District Bond Guarantee Program.

<sup>(3)</sup> At April 30, 2019 (based on unaudited data, which is subject to adjustment), there were \$82,005,532,177 of bonds guaranteed under the Guarantee Program, representing 3,269 school district issues, aggregating \$80,311,477,177 in principal amount and 46 charter district issues, aggregating \$1,694,055,000 in principal amount. At April 30, 2019, the capacity allocation of the Charter District Bond Guarantee Program was \$3,265,722,717 (based on unaudited data, which is subject to adjustment).

**Discussion and Analysis Pertaining to Fiscal Year Ended August 31, 2018**

The following discussion is derived from the Annual Report for the year ended August 31, 2018, including the Message of the Executive Administrator of the Fund and the Management's Discussion and Analysis contained therein. Reference is made to the Annual Report, when filed, for the complete Message and MD&A. Investment assets managed by the fifteen member SBOE are referred to throughout this MD&A as the PSF(SBOE) assets. As of August 31, 2018, the Fund's land, mineral rights and certain real assets are managed by the three-member SLB and these assets are referred to throughout as the PSF(SLB) assets. The current PSF asset allocation policy includes an allocation for real estate investments, and as such investments are made, and become a part of the PSF investment portfolio, those investments will be managed by the SBOE and not the SLB.

At the end of fiscal 2018, the Fund balance was \$44.0 billion, an increase of \$2.6 billion from the prior year. This increase is primarily due to overall increases in value of all asset classes in which the Fund has invested. During the year, the SBOE continued implementing the long-term strategic asset allocation, diversifying the PSF(SBOE) to strengthen the Fund. The asset allocation is projected to increase returns over the long run while reducing risk and portfolio return volatility. The PSF(SBOE) annual rates of return for the one-year, five-year, and ten-year periods ending August 31, 2018, were 7.23%, 7.68% and 6.92%, respectively (total return takes into consideration the change in the market value of the Fund during the year as well as the interest and dividend income generated by the Fund's investments). In addition, the SLB continued its shift into externally managed real asset investment funds, and the one-year, five-year, and ten-year annualized total returns for the PSF(SLB) real assets, including cash, were 8.69%, 7.78%, and 4.23%, respectively.

The market value of the Fund's assets is directly impacted by the performance of the various financial markets in which the assets are invested. The most important factors affecting investment performance are the asset allocation decisions made by the SBOE and SLB. The current SBOE long term asset allocation policy allows for diversification of the PSF(SBOE) portfolio into alternative asset classes whose returns are not as positively correlated as traditional asset classes. The implementation of the long term asset allocation will occur over several fiscal years and is expected to provide incremental total return at reduced risk. As of August 31, 2018, the PSF(SBOE) portion of the Fund had diversified into emerging market and large cap international equities, absolute return funds, real estate, private equity, risk parity, real return Treasury Inflation-Protected Securities, real return commodities, and emerging market debt.

As of August 31, 2018, the SBOE has approved and the Fund made capital commitments to externally managed real estate investment funds in a total amount of \$4.2 billion and capital commitments to private equity limited partnerships for a total of \$5.2 billion. Unfunded commitments at August 31, 2018, totaled \$1.5 billion in real estate investments and \$2.1 billion in private equity investments.

The PSF(SLB) portfolio is generally characterized by three broad categories: (1) discretionary real assets investments, (2) sovereign and other lands, and (3) mineral interests. Discretionary real assets investments consist of externally managed real estate, infrastructure, and energy/minerals investment funds; internally managed direct real estate investments, and cash. Sovereign and other lands consist primarily of the lands set aside to the PSF when it was created. Mineral interests consist of all of the minerals that are associated with PSF lands. The investment focus of PSF(SLB) discretionary real assets investments has shifted from internally managed direct real estate investments to externally managed real assets investment funds. The PSF(SLB) makes investments in certain limited partnerships that legally commit it to possible future capital contributions. At August 31, 2018, the remaining commitments totaled approximately \$2.6 billion.

The PSF(SBOE)'s investment in domestic large cap, domestic small/mid cap, international large cap, and emerging market equity securities experienced returns of 19.83%, 23.95%, 3.51%, and -1.07%, respectively, during the fiscal year ended August 31, 2018. The PSF(SBOE)'s investment in domestic fixed income securities produced a return of -0.78% during the fiscal year and absolute return investments yielded a return of 6.66%. The PSF(SBOE) real estate and private equity investments returned 12.01% and 15.94%, respectively. Risk parity assets produced a return of 3.43%, while real return assets yielded 0.70%. Emerging market debt produced a return of -11.40%. Combined, all PSF(SBOE) asset classes produced an investment return of 7.23% for the fiscal year ended August 31, 2018, out-performing the benchmark index of 6.89% by approximately 34 basis points. All PSF(SLB) real assets (including cash) returned 8.69% for the fiscal year ending August 31, 2018.

For fiscal year 2018, total revenues, inclusive of unrealized gains and losses and net of security lending rebates and fees, totaled \$4.0 billion, a decrease of \$1.4 billion from fiscal year 2017 earnings of \$5.4 billion. This decrease reflects the performance of the securities markets in which the Fund was invested in fiscal year 2018. In fiscal year 2018, revenues earned by the Fund included lease payments, bonuses and royalty income received from oil, gas and mineral leases; lease payments from commercial real estate; surface lease and easement revenues; revenues from the resale of natural and liquid gas supplies; dividends, interest, and securities lending revenues; the net change in the fair value of the investment portfolio; and, other miscellaneous fees and income.

Expenditures are paid from the Fund before distributions are made under the total return formula. Such expenditures include the costs incurred by the SLB to manage the land endowment, as well as operational costs of the Fund, including external management fees paid from appropriated funds. Total operating expenditures, net of security lending rebates and fees, decreased 17.1% for the fiscal year ending August 31, 2018. This decrease is primarily attributable to a decrease in PSF(SLB) quantities of purchased gas for resale in the State Energy Management Program, which is administered by the SLB as part of the Fund.

The Fund supports the public school system in the State by distributing a predetermined percentage of its asset value to the ASF. For fiscal years 2017 and 2018, the distribution from the SBOE to the ASF totaled \$1.1 billion and \$1.2 billion, respectively. There were no contributions to the ASF by the SLB in fiscal years 2017 and 2018.

At the end of the 2018 fiscal year, PSF assets guaranteed \$79.1 billion in bonds issued by 858 local school districts and charter districts, the latter of which entered into the Program during the 2014 fiscal year. Since its inception in 1983, the Fund has guaranteed 7,242 school district and charter district bond issues totaling \$176.4 billion in principal amount. During the 2018 fiscal year, the number of outstanding issues guaranteed under the Guarantee Program remained flat at 3,293. The dollar amount of guaranteed school and charter bond issues outstanding increased by \$4.8 billion or 6.5%. The State Capacity Limit increased by \$6.9 billion, or 6.2%, during fiscal year 2018 due to continued growth in the cost basis of the Fund used to calculate that Program capacity limit. The effective capacity of the Program increased by only \$5.7 billion, or 5.2%, during fiscal year 2018 as the IRS Limit was reached during the fiscal year, and it is the lower of the two State and federal capacity limits for the Program.

### **2011 Constitutional Amendment**

On November 8, 2011, a referendum was held in the State as a result of legislation enacted that year that proposed amendments to various sections of the Texas Constitution pertaining to the PSF. At that referendum, voters of State approved non-substantive changes to the Texas Constitution to clarify references to the Fund, and, in addition, approved amendments that effected an increase to the base amount used in calculating the Distribution Rate from the Fund to the ASF, and authorized the SLB to make direct transfers to the ASF, as described below.

The amendments approved at the referendum included an increase to the base used to calculate the Distribution Rate by adding to the calculation base certain discretionary real assets and cash in the Fund that is managed by entities other than the SBOE (at present, by the SLB). The value of those assets were already included in the value of the Fund for purposes of the Guarantee Program, but prior to the amendment had not been included in the calculation base for purposes of making transfers from the Fund to the ASF. While the amendment provided for an increase in the base for the calculation of approximately \$2 billion, no new resources were provided for deposit to the Fund. As described under "The Total Return Constitutional Amendment" the SBOE is prevented from approving a Distribution Rate or making a pay out from the Fund if the amount distributed would exceed 6% of the average of the market value of the Fund, excluding real property in the Fund, but including discretionary real asset investments on the last day of each of the sixteen State fiscal quarters preceding the Regular Session of the Legislature that begins before that State fiscal biennium or if such pay out would exceed the Ten Year Total Return.

If there are no reductions in the percentage established biennially by the SBOE to be the Distribution Rate, the impact of the increase in the base against which the Distribution Rate is applied will be an increase in the distributions from the PSF to the ASF. As a result, going forward, it may be necessary for the SBOE to reduce the Distribution Rate in order to preserve the corpus of the Fund in accordance with its management objective of preserving intergenerational equity.

The Distribution Rates for the Fund were set at 3.5%, 2.5%, 4.2%, 3.3%, 3.5% and 3.7% for each of two year periods 2008-2009, 2010-2011, 2012-2013, 2014-2015, 2016-2017 and 2018-2019, respectively. In November 2018, the SBOE approved a \$2.2 billion distribution to the ASF for State fiscal biennium 2020-2021, to be made in equal monthly increments of \$92.2 million, which represents a 2.981% Distribution Rate for the biennium and a per student distribution of \$220.97, based on 2018 preliminary student average daily attendance of 5,004,998. In making the 2020-2021 biennium distribution decision, the SBOE took into account a commitment of the SLB transfer \$10 million to the PSF in fiscal year 2020 and \$45 million in fiscal year 2021.

Changes in the Distribution Rate for each biennial period has been based on a number of financial and political reasons, as well as commitments made by the SLB in some years to transfer certain sums to the ASF. The new calculation base described above has been used to determine all payments to the ASF from the Fund beginning with the 2012-13 biennium. The broader base for the Distribution Rate calculation could increase transfers from the PSF to the ASF, although the effect of the broader calculation base has been somewhat offset since the 2014-2015 biennium by the establishment by the SBOE of somewhat lower Distribution Rates than for the 2012-2013 biennium. In addition, the changes made by the amendment that increased the calculation base that could affect the corpus of the Fund include the decisions that are made by the SLB or others that are, or may in the future be, authorized to make transfers of funds from the PSF to the ASF.

The constitutional amendments approved on November 8, 2011 also provide authority to the GLO or any other entity other than the SBOE that has responsibility for the management of land or other properties of the Fund to determine whether to transfer an amount each year from Fund assets to the ASF revenue derived from such land or properties, with the amount transferred limited to \$300 million. Any amount transferred to the ASF by an entity other than the SBOE is excluded from the 6% Distribution Rate limitation applicable to SBOE transfers.

### **Other Events and Disclosures**

The State Investment Ethics Code governs the ethics and disclosure requirements for financial advisors and other service providers who advise certain State governmental entities, including the PSF. In accordance with the provisions of the State Investment Ethics Code, the SBOE periodically modifies its code of ethics, which occurred most recently in April 2018. The SBOE code of ethics includes prohibitions on sharing confidential information, avoiding conflict of interests and requiring disclosure filings with respect to contributions made or received in connection with the operation or management of the Fund. The code of ethics applies to members of the SBOE as well as to persons who are responsible by contract or by virtue of being a TEA PSF staff member for managing, investing, executing brokerage transactions, providing consultant services, or acting as a custodian of the PSF, and persons who provide investment and management advice to a member of the SBOE, with or without compensation under certain circumstances. The code of ethics is codified in the Texas Administrative Code at 19 TAC sections 33.5 et seq., and is available on the TEA web site at <http://ritter.tea.state.tx.us/rules/tac/chapter033/ch033a.html#33.5>.

In addition, the GLO has established processes and controls over its administration of real estate transactions and is subject to provisions of the Texas Natural Resources Code and its own internal procedures in administering real estate transactions for assets it manages for the Fund.

In the 2011 legislative session, the Legislature approved an increase of 31 positions in the full-time equivalent employees for the administration of the Fund, which was funded as part of an \$18 million appropriation for each year of the 2012-13 biennium, in addition to the operational appropriation of \$11 million for each year of the biennium. The TEA has begun increasing the PSF administrative staff in accordance with the 2011 legislative appropriation, and the TEA received an appropriation of \$30.2 million

for the administration of the PSF for fiscal years 2016 and 2017, respectively, and \$30.4 million for each of the fiscal years 2018 and 2019.

As of August 31, 2018, certain lawsuits were pending against the State and/or the GLO, which challenge the Fund's title to certain real property and/or past or future mineral income from that property, and other litigation arising in the normal course of the investment activities of the PSF. Reference is made to the Annual Report, when filed, for a description of such lawsuits that are pending, which may represent contingent liabilities of the Fund.

### **PSF Continuing Disclosure Undertaking**

The SBOE has adopted an investment policy rule (the "TEA Rule") pertaining to the PSF and the Guarantee Program. The TEA Rule is codified in Section I of the TEA Investment Procedure Manual, which relates to the Guarantee Program and is posted to the TEA web site at [http://tea.texas.gov/Finance\\_and\\_Grants/Texas\\_Permanent\\_School\\_Fund/Texas\\_Permanent\\_School\\_Fund\\_Disclosure\\_Statement\\_-\\_Bond\\_Guarantee\\_Program/](http://tea.texas.gov/Finance_and_Grants/Texas_Permanent_School_Fund/Texas_Permanent_School_Fund_Disclosure_Statement_-_Bond_Guarantee_Program/). The most recent amendment to the TEA Rule was adopted by the SBOE on February 1, 2019, and is summarized below. Through the adoption of the TEA Rule and its commitment to guarantee bonds, the SBOE has made the following agreement for the benefit of the issuers, holders and beneficial owners of guaranteed bonds. The TEA (or its successor with respect to the management of the Guarantee Program) is required to observe the agreement for so long as it remains an "obligated person," within the meaning of Rule 15c2-12, with respect to guaranteed bonds. Nothing in the TEA Rule obligates the TEA to make any filings or disclosures with respect to guaranteed bonds, as the obligations of the TEA under the TEA Rule pertain solely to the Guarantee Program. The issuer or an "obligated person" of the guaranteed bonds has assumed the applicable obligation under Rule 15c2-12 to make all disclosures and filings relating directly to guaranteed bonds, and the TEA takes no responsibility with respect to such undertakings. Under the TEA agreement, the TEA will be obligated to provide annually certain updated financial information and operating data, and timely notice of specified material events, to the MSRB.

The MSRB has established the Electronic Municipal Market Access ("EMMA") system, and the TEA is required to file its continuing disclosure information using the EMMA system. Investors may access continuing disclosure information filed with the MSRB at [www.emma.msrb.org](http://www.emma.msrb.org), and the continuing disclosure filings of the TEA with respect to the PSF can be found at <https://emma.msrb.org/IssueView/Details/ER355077> or by searching for "Texas Permanent School Fund Bond Guarantee Program" on EMMA.

### **Annual Reports**

The TEA will annually provide certain updated financial information and operating data to the MSRB. The information to be updated includes all quantitative financial information and operating data with respect to the Guarantee Program and the PSF of the general type included in this Official Statement under the heading "THE PERMANENT SCHOOL FUND GUARANTEE PROGRAM." The information also includes the Annual Report. The TEA will update and provide this information within six months after the end of each fiscal year.

The TEA may provide updated information in full text or may incorporate by reference certain other publicly-available documents, as permitted by Rule 15c2-12. The updated information includes audited financial statements of, or relating to, the State or the PSF, when and if such audits are commissioned and available. Financial statements of the State will be prepared in accordance with generally accepted accounting principles as applied to state governments, as such principles may be changed from time to time, or such other accounting principles as the State Auditor is required to employ from time to time pursuant to State law or regulation. The financial statements of the Fund were prepared to conform to U.S. Generally Accepted Accounting Principles as established by the Governmental Accounting Standards Board.

The Fund is reported by the State of Texas as a permanent fund and accounted for on a current financial resources measurement focus and the modified accrual basis of accounting. Measurement focus refers to the definition of the resource flows measured. Under the modified accrual basis of accounting, all revenues reported are recognized based on the criteria of availability and measurability. Assets are defined as available if they are in the form of cash or can be converted into cash within 60 days to be usable for payment of current liabilities. Amounts are defined as measurable if they can be estimated or otherwise determined. Expenditures are recognized when the related fund liability is incurred.

The State's current fiscal year end is August 31. Accordingly, the TEA must provide updated information by the last day of February in each year, unless the State changes its fiscal year. If the State changes its fiscal year, the TEA will notify the MSRB of the change.

### **Event Notices**

The TEA will also provide timely notices of certain events to the MSRB. Such notices will be provided not more than ten business days after the occurrence of the event. The TEA will provide notice of any of the following events with respect to the Guarantee Program: (1) principal and interest payment delinquencies; (2) non-payment related defaults, if such event is material within the meaning of the federal securities laws; (3) unscheduled draws on debt service reserves reflecting financial difficulties; (4) unscheduled draws on credit enhancements reflecting financial difficulties; (5) substitution of credit or liquidity providers, or their failure to perform; (6) adverse tax opinions, the issuance by the IRS of proposed or final determinations of taxability, Notices of Proposed Issue (IRS Form 5701-TEB), or other material notices or determinations with respect to the tax-exempt status of the Guarantee Program, or other material events affecting the tax status of the Guarantee Program; (7) modifications to rights of holders of bonds guaranteed by the Guarantee Program, if such event is material within the meaning of the federal securities laws; (8) bond calls, if such event is material within the meaning of the federal securities laws, and tender offers; (9) defeasances; (10) release, substitution, or sale of property securing repayment of bonds guaranteed by the Guarantee Program, if such event is material within the meaning of the federal securities laws; (11) rating changes; (12) bankruptcy, insolvency, receivership, or similar event of the Guarantee Program (which is considered to occur when any of the following occur: the appointment of a receiver, fiscal agent, or similar officer for the Guarantee Program in a proceeding under the United States Bankruptcy Code or in any other proceeding under state or federal law in which a court or governmental authority has assumed jurisdiction over substantially all of the assets or business of the Guarantee Program, or if such jurisdiction has been assumed by leaving the existing governing body and officials or officers in possession but subject to the supervision and orders of a court or governmental authority, or the entry of an order confirming a plan of reorganization, arrangement, or liquidation by a court or governmental authority having supervision or jurisdiction over substantially all of the assets or business of the Guarantee Program); (13) the consummation of a merger, consolidation, or acquisition involving the Guarantee Program or the sale of all or substantially all of its assets, other than in the ordinary course of business, the entry into of a definitive agreement to undertake such an action or the termination of a definitive agreement relating to any such actions, other than pursuant to its terms, if material; (14) the appointment of a successor or additional trustee with respect to the Guarantee Program or the change of name of a trustee, if such event is material within the meaning of the federal securities laws; (15) the incurrence of a financial obligation of the Guarantee Program, if material, or agreement to covenants, events of default, remedies, priority rights, or other similar terms of a financial obligation of the Program, any of which affect security holders, if material; and (16) default, event of acceleration, termination event, modification of terms, or other similar events under the terms of a financial obligation of the

Guarantee Program, any of which reflect financial difficulties. (Neither the Act nor any other law, regulation or instrument pertaining to the Guarantee Program make any provision with respect to the Guarantee Program for bond calls, debt service reserves, credit enhancement, liquidity enhancement, early redemption or the appointment of a trustee with respect to the Guarantee Program.) In addition, the TEA will provide timely notice of any failure by the TEA to provide information, data, or financial statements in accordance with its agreement described above under "Annual Reports."

### **Availability of Information**

The TEA has agreed to provide the foregoing information only to the MSRB and to transmit such information electronically to the MSRB in such format and accompanied by such identifying information as prescribed by the MSRB. The information is available from the MSRB to the public without charge at [www.emma.msrb.org](http://www.emma.msrb.org).

### **Limitations and Amendments**

The TEA has agreed to update information and to provide notices of material events only as described above. The TEA has not agreed to provide other information that may be relevant or material to a complete presentation of its financial results of operations, condition, or prospects or agreed to update any information that is provided, except as described above. The TEA makes no representation or warranty concerning such information or concerning its usefulness to a decision to invest in or sell Bonds at any future date. The TEA disclaims any contractual or tort liability for damages resulting in whole or in part from any breach of its continuing disclosure agreement or from any statement made pursuant to its agreement, although holders of Bonds may seek a writ of mandamus to compel the TEA to comply with its agreement.

The continuing disclosure agreement of the TEA is made only with respect to the PSF and the Guarantee Program. The issuer of guaranteed bonds or an obligated person with respect to guaranteed bonds may make a continuing disclosure undertaking in accordance with Rule 15c2-12 with respect to its obligations arising under Rule 15c2-12 pertaining to financial and operating data concerning such entity and notices of material events relating to such guaranteed bonds. A description of such undertaking, if any, is included elsewhere in the Official Statement.

This continuing disclosure agreement may be amended by the TEA from time to time to adapt to changed circumstances that arise from a change in legal requirements, a change in law, or a change in the identity, nature, status, or type of operations of the TEA, but only if (1) the provisions, as so amended, would have permitted an underwriter to purchase or sell guaranteed bonds in the primary offering of such bonds in compliance with Rule 15c2-12, taking into account any amendments or interpretations of Rule 15c2-12 since such offering as well as such changed circumstances and (2) either (a) the holders of a majority in aggregate principal amount of the outstanding bonds guaranteed by the Guarantee Program consent to such amendment or (b) a person that is unaffiliated with the TEA (such as nationally recognized bond counsel) determines that such amendment will not materially impair the interest of the holders and beneficial owners of the bonds guaranteed by the Guarantee Program. The TEA may also amend or repeal the provisions of its continuing disclosure agreement if the SEC amends or repeals the applicable provision of Rule 15c2-12 or a court of final jurisdiction enters judgment that such provisions of the Rule are invalid, but only if and to the extent that the provisions of this sentence would not prevent an underwriter from lawfully purchasing or selling bonds guaranteed by the Guarantee Program in the primary offering of such bonds.

### **Compliance with Prior Undertakings**

During the last five years, the TEA has not failed to substantially comply with its previous continuing disclosure agreements in accordance with Rule 15c2-12.

### **SEC Exemptive Relief**

On February 9, 1996, the TEA received a letter from the Chief Counsel of the SEC that pertains to the availability of the "small issuer exemption" set forth in paragraph (d)(2) of Rule 15c2-12. The letter provides that Texas school districts which offer municipal securities that are guaranteed under the Guarantee Program may undertake to comply with the provisions of paragraph (d)(2) of Rule 15c2-12 if their offerings otherwise qualify for such exemption, notwithstanding the guarantee of the school district securities under the Guarantee Program. Among other requirements established by Rule 15c2-12, a school district offering may qualify for the small issuer exemption if, upon issuance of the proposed series of securities, the school district will have no more than \$10 million of outstanding municipal securities.

## **TAX RATE LIMITATIONS**

### **M&O Tax Rate Limitations**

A school district is authorized to levy maintenance and operation ("M&O") taxes subject to approval of a proposition submitted to district voters. The maximum M&O tax rate that may be levied by a district cannot exceed the voted maximum rate or the maximum rate described in the succeeding paragraphs. The maximum voted M&O tax rate for the District is \$1.50 per \$100 of assessed valuation as approved by the voters at an election held on May 4, 2002 under Chapter 20, Texas Education Code (now codified as Section 45.003, Texas Education Code).

HB3 established the following maximum M&O tax rate per \$100 of taxable value that may be adopted by independent school districts, such as the District, for the 2019 and subsequent tax years:

For the 2019 tax year, the maximum M&O tax rate per \$100 of taxable value that may be adopted by a school district is the sum of \$0.17 and the product of the State Compression Percentage multiplied by \$1.00. For the 2019 tax year, the state compression percentage has been set at 93%.

For the 2020 and subsequent tax years, the maximum maintenance tax rate per \$100 of taxable value that may be adopted by an independent school district is the sum of \$0.17 and the school district's MCR. The District's MCR is, generally, inversely proportional to the change in taxable property values both within the District and the State, and is subject to recalculation annually. For any year, highest possible MCR for an independent school district is \$0.93.

Furthermore, a school district cannot annually increase its tax rate in excess of the school district's Voter-Approval Tax Rate without submitting such tax rate to an election and a majority of the voters voting at such election approving the adopted rate. See "TAX RATE LIMITATIONS – Public Hearing and Voter-Approval Tax Rate" herein.

The levy of a maximum \$1.06 tax rate for maintenance and operations was approved by the voters in the District at a tax ratification election held on October 4, 2008. Prior to such ratification, the District was limited to a \$1.04 tax rate for maintenance and operations.

## **I&S Tax Rate Limitations**

A school district is also authorized to issue bonds and levy taxes for payment of bonds subject to voter approval of one or more propositions submitted to the voters under Section 45.003(b)(1), Texas Education Code, as amended, which provides a tax unlimited as to rate or amount for the support of school district bonded indebtedness (see "THE BONDS – Security").

Section 45.0031 of the Texas Education Code, as amended, requires a school district to demonstrate to the Texas Attorney General that it has the prospective ability to pay its maximum annual debt service on a proposed issue of bonds and all previously issued bonds, other than bonds approved by voters of a school district at an election held on or before April 1, 1991 and issued before September 1, 1992 (or debt issued to refund such bonds, collectively, "exempt bonds"), from a tax levied at a rate of \$0.50 per \$100 of assessed valuation before bonds may be issued (the "50-cent Test"). In demonstrating the ability to pay debt service at a rate of \$0.50, a school district may take into account EDA and IFA allotments to the school district, which effectively reduces the school district's local share of debt service, and may also take into account Tier One funds allotted to the school district. If a school district exercises this option, it may not adopt an I&S tax until it has credited to the school district's I&S fund an amount equal to all State allotments provided solely for payment of debt service and any Tier One funds needed to demonstrate compliance with the threshold tax rate test and which is received or to be received in that year. Additionally, a school district may demonstrate its ability to comply with the 50-cent Test by applying the \$0.50 tax rate to an amount equal to 90% of projected future taxable value of property in the school district, as certified by a registered professional appraiser, anticipated for the earlier of the tax year five (5) years after the current tax year or the tax year in which the final payment for the bonds is due. However, if a school district uses projected future taxable values to meet the 50-cent Test and subsequently imposes a tax at a rate greater than \$0.50 per \$100 of valuation to pay for bonds subject to the test, then for subsequent bond issues, the Texas Attorney General must find that the school district has the projected ability to pay principal and interest on the proposed bonds and all previously issued bonds subject to the 50-cent Test from a tax rate of \$0.45 per \$100 of valuation. Once the prospective ability to pay such tax has been shown and the bonds are issued, a school district may levy an unlimited tax to pay debt service. The Bonds are issued as "new money bonds" and are subject to the \$0.50 threshold tax rate test. The District has not utilized projected values or State assistance to satisfy the \$0.50 test.

## **Public Hearing and Voter-Approval Tax Rate**

A school district's total tax rate is the combination of the M&O tax rate and the I&S tax rate. Generally, the highest rate at which a school district may levy taxes for any given year without holding an election to approve the tax rate is the "Voter-Approval Tax Rate", as described below.

For the 2019 tax year, a school district is required to adopt its annual tax rate before the later of September 30 or the sixtieth (60th) day after the date the certified appraisal roll is received by the taxing unit, and a failure to adopt a tax rate by such required date will result in the tax rate for the taxing unit being the lower of the "effective tax rate" calculated for that tax year or the tax rate adopted by the taxing unit for the preceding tax year. "Effective tax rate" means the rate that will produce the prior year's total tax levy from the current year's total taxable values, adjusted such that lost values are not included in the calculation of the prior year's taxable values and new values are not included in the current year's taxable values.

For the 2019 tax year, the Voter-Approval Tax Rate for a school district is the sum of (i) the State Compression Percentage, multiplied by \$1.00; (ii) the greater of (a) the school district's M&O tax rate for the 2018 tax year, less the sum of (1) \$1.00, and (2) any amount by which the school district is required to reduce its Enrichment Tax Rate for the 2019 tax year, or (b) \$0.04; and (iii) the school district's I&S tax rate. For the 2019 tax year, a school district's M&O tax rate may not exceed the rate equal to the sum of (i) \$0.17 and (ii) the product of the State Compression Percentage multiplied by \$1.00.

For the 2019 tax year, a school district with a Voter-Approval Tax Rate equal to or greater than \$0.97 (excluding the school district's current I&S tax rate) may not adopt tax rate for the 2019 tax year that exceeds the school district's Voter-Approval Tax Rate. For the 2019 tax year, the District is not eligible to adopt a tax rate that exceeds its Voter-Approval Tax Rate.

Beginning with the 2020 tax year, a school district is required to adopt its annual tax rate before the later of September 30 or the sixtieth (60th) day after the date the certified appraisal roll is received by the taxing unit, except that a tax rate that exceeds the Voter-Approval Tax Rate must be adopted not later than the seventy-first (71st) day before the next occurring November uniform election date. A school district's failure to adopt a tax rate equal to or less than the Voter-Approval Tax Rate by September 30 or the sixtieth (60th) day after receipt of the certified appraisal roll, will result in the tax rate for such school district for the tax year to be the lower of the "no-new-revenue tax rate" calculated for that tax year or the tax rate adopted by the school district for the preceding tax year. A school district's failure to adopt a tax rate in excess of the Voter-Approval Tax Rate on or prior to the seventy-first (71st) day before the next occurring November uniform election date, will result in the school district adopting a tax rate equal to or less than its Voter-Approval Tax Rate by the later of September 30 or the sixtieth (60th) day after receipt of the certified appraisal roll. "No-new-revenue tax rate" means the rate that will produce the prior year's total tax levy from the current year's total taxable values, adjusted such that lost values are not included in the calculation of the prior year's taxable values and new values are not included in the current year's taxable values.

For the 2020 and subsequent tax years, the Voter-Approval Tax Rate for a school district is the sum of (i) the school district's MCR; (ii) the greater of (a) the school district's Enrichment Tax Rate for the preceding year, less any amount by which the school district is required to reduce its current year Enrichment Tax Rate pursuant to Section 48.202(f), Education Code, as amended, or (b) the rate of \$0.05 per \$100 of taxable value; and (iii) the school district's current I&S tax rate. However, for only the 2020 tax year, if the governing body of the school district does not adopt by unanimous vote an M&O tax rate at least equal to the sum of the school district's MCR plus \$0.05, then \$0.04 is substituted for \$0.05 in the calculation for such school district's Voter-Approval Tax Rate for the 2020 tax year. For the 2020 tax year, and subsequent years, a school district's M&O tax rate may not exceed the rate equal to the sum of (i) \$0.17 and (ii) the school district's MCR (see "CURRENT PUBLIC SCHOOL FINANCE SYSTEM" herein, for more information regarding the State Compression Percentage, MCR, and the Enrichment Tax Rate).

Beginning with the 2020 tax year, the governing body of a school district generally cannot adopt a tax rate exceeding the school district's Voter-Approval Tax Rate without approval by a majority of the voters approving the higher rate at an election to be held on the next uniform election date. Further, subject to certain exceptions for areas declared disaster areas, State law requires the board of trustees of a school district to conduct an efficiency audit before seeking voter approval to adopt a tax rate exceeding the Voter-Approval Tax Rate and sets certain parameters for conducting and disclosing the results of such efficiency audit. An election is not required for a tax increase to address increased expenditures resulting from certain natural disasters in the year following the year in which such disaster occurs; however, the amount by which the increased tax rate exceeds the school district's Voter-Approval Tax Rate for such year may not be considered by the school district in the calculation of its subsequent Voter-Approval Tax Rate.

The calculation of the Voter-Approval Tax Rate does not limit or impact the District's ability to set an I&S tax rate in each year sufficient to pay debt service on all of the District's tax-supported debt obligations, including the Bonds.

Before adopting its annual tax rate, a public meeting must be held for the purpose of adopting a budget for the succeeding year. A notice of public meeting to discuss the school district's budget and proposed tax rate must be published in the time, format and manner prescribed in Section 44.004 of the Texas Education Code. Section 44.004(e) of the Texas Education Code provides that a person who owns taxable property in a school district is entitled to an injunction restraining the collection of taxes by the school district if the school district has not complied with such notice requirements or the language and format requirements of such notice as set forth in Section 44.004(b), (c), (c-1), (c-2), and (d), and, if applicable, subsection (i), and if such failure to comply was not in good faith. Section 44.004(e) further provides the action to enjoin the collection of taxes must be filed before the date the school district delivers substantially all of its tax bills. A school district that elects to adopt a tax rate before the adoption of a budget for the fiscal year that begins in the current tax year may adopt a tax rate for the current tax year before receipt of the certified appraisal roll, so long as the chief appraiser of the appraisal district in which the school district participates has certified to the assessor for the school district an estimate of the taxable value of property in the school district. If a school district adopts its tax rate prior to the adoption of its budget, both the no-new-revenue tax rate and the Voter-Approval Tax Rate of the school district shall be calculated based on the school district's certified estimate of taxable value. A school district that adopts a tax rate before adopting its budget must hold a public hearing on the proposed tax rate followed by another public hearing on the proposed budget rather than holding a single hearing on the two items.

Beginning with the 2020 tax year, a school district must annually calculate and prominently post on its internet website, and submit to the county tax assessor-collector for each county in which all or part of the school district is located its Voter-Approval Tax Rate in accordance with forms prescribed by the State Comptroller.

### **DEBT LIMITATIONS**

Under State law, there is no explicit bonded indebtedness limitation, although the tax rate limits described above under "TAX RATE LIMITATIONS" effectively impose a limit on the incurrence of debt. Such tax rate limits require school districts to demonstrate the ability to pay new debt secured by the district's debt service tax from a tax rate of \$0.50, and to pay all debt and operating expenses which must be paid from receipts of the district's maintenance tax from a tax not to exceed the maintenance tax limit described under the caption "TAX RATE LIMITATIONS." In demonstrating compliance with the requirement, a district may take into account State equalization payments, and, effective September 1, 1997, if compliance with such requirement is contingent on receiving State assistance, a district may not adopt a tax rate for a year for purposes of paying the principal of and interest on the bonds unless the district credits to the interest and sinking fund of the bond the amount of state assistance received or to be received in that year. The State Attorney General reviews a district's calculations showing the compliance with such test as a condition to the legal approval of the debt. The Bonds are "new debt" and are therefore subject to the \$0.50 threshold tax rate test. See also "TAX RATE LIMITATIONS".

### **EMPLOYEE BENEFIT PLANS AND OTHER POST-EMPLOYMENT BENEFITS**

The District's employees participate in a retirement plan (the "Plan") with the State. The Plan is administered by the Teacher Retirement System of Texas ("TRS"). State contributions are made to cover costs of the TRS retirement plan up to certain statutory limits. The District is obligated for a portion of TRS costs relating to employee salaries that exceed the statutory limit. Aside from the District's contribution to TRS, the District has no pension fund expenditures or liabilities. For fiscal year ended June 30, 2018, the District made a contribution to TRS on a portion of their employee's salaries that exceeded the statutory minimum. For a discussion of the TRS retirement plan, see "Note J. Defined Benefit Pension Plan" in the audited financial statements of the District that are attached hereto as Appendix D (the "Financial Statements").

In addition to its participation in TRS, the District contributes to the Texas Public School Retired Employees Group Insurance Program (the "TRS-Care Retired Plan"), a cost-sharing multiple-employer defined benefit post-employment health care plan. The TRS-Care Retired Plan provides health care coverage for certain persons (and their dependents) who retired under the Teacher Retirement System of Texas. Contribution requirements are not actuarially determined but are legally established each biennium by the Texas Legislature. For more detailed information concerning the District's funding policy and contributions in connection with the TRS-Care Retired Plan, see "Note K. Defined Other Post-Employment Benefit Plans" in the audited financial statements of the District that are attached hereto as Appendix D (the "Financial Statements").

The District generally does not offer any additional post-employment retirement benefits and has no liabilities for "Other Post Employment Retirement Benefits" as defined in GASB Statement No. 45.

Formal collective bargaining agreements relating directly to wages and other conditions of employment are prohibited by State law, as are strikes by teachers. There are various local, state and national organized employee groups who engage in efforts to better terms and conditions of employment of school employees. Some districts have adopted a policy to consult with employer groups with respect to certain terms and conditions of employment. Some examples of these groups are the Texas State Teachers Association, the Texas Classroom Teachers Association, the Association of Texas Professional Educators and the National Education Association.

### **RATING**

The Bonds are rated "AAA" by S&P Global Ratings ("S&P"), based upon the guaranteed repayment thereof under the Permanent School Fund Guarantee Program of the Texas Education Agency. The District's unenhanced, underlying rating, including the Bonds, is "A+" by S&P. (See "THE PERMANENT SCHOOL FUND GUARANTEE PROGRAM- Ratings of Bonds Guaranteed under the Guarantee Program" herein).

An explanation of the significance of such ratings may be obtained from S&P. The rating of the Bonds by S&P reflects only the views of said company at the time the ratings are given, and the District makes no representations as to the appropriateness of the rating. There is no assurance that a rating will continue for any given period of time, or that a rating will not be revised downward or withdrawn entirely by S&P, if, in the judgment of S&P, circumstances so warrant. Any such downward revision or withdrawal of the ratings, or either of them, may have an adverse effect on the market price of the Bonds.

### **LEGAL MATTERS**

The delivery of the Bonds is subject to the approval of the Attorney General of Texas, who will deliver its opinion, to the effect that the Bonds are valid and legally binding obligations of the District payable from the proceeds of an annual ad valorem tax levied, without legal limit as to rate or amount, upon all taxable property in the District, and based upon examination of such transcript of proceedings, the approving legal opinion of McCall, Parkhurst & Horton L.L.P., Bond Counsel to the District ("Bond Counsel"), to like effect and to the effect that the interest on the Bonds will be excludable from gross income for federal income tax purposes under section 103(a) of the Internal Revenue Code, subject to the matters described under "TAX MATTERS" herein. The form of Bond Counsel's opinion is attached hereto as Appendix C.

Bond Counsel represents the Financial Advisor and purchasers of school district bonds from time to time in matters unrelated to the issuance of the Bonds, but Bond Counsel has been engaged by and only represents the District in the issuance of the Bonds. McCall, Parkhurst & Horton L.L.P. also advises the TEA in connection with its disclosure obligations under the Federal securities laws, but such firm has not passed upon any TEA disclosures contained in this Official Statement. Bond Counsel was not requested to participate, and did not take part, in the preparation of the Official Statement, and such firm has not assumed any responsibility with respect thereto or undertaken independently to verify any of the information contained herein, except that, in its capacity as Bond Counsel, such firm has reviewed the information describing the Bonds in the Official Statement to verify that such description conforms to the provisions of the Order. The legal fee to be paid to Bond Counsel for services rendered in connection with the issuance of the Bonds is contingent upon the sale and delivery of the Bonds.

The various legal opinions to be delivered concurrently with the delivery of the Bonds express the professional judgment of the attorneys rendering the opinions as to the legal issues explicitly addressed therein. In rendering a legal opinion, the attorney does not become an insurer or guarantor of the expression of professional judgment, of the transaction opined upon, or of the future performance of the parties to the transaction. Nor does the rendering of an opinion guarantee the outcome of any legal dispute that may arise out of the transaction.

## **TAX MATTERS**

### **Opinion**

On the date of initial delivery of the Bonds, McCall, Parkhurst & Horton L.L.P., Dallas, Texas, Bond Counsel to the District, will render its opinion that, in accordance with statutes, regulations, published rulings and court decisions existing on the date thereof ("Existing Law"), (1) interest on the Bonds for federal income tax purposes will be excludable from the "gross income" of the holders thereof and (2) the Bonds will not be treated as "specified private activity bonds" the interest on which would be included as an alternative minimum tax preference item under section 57(a)(5) of the Internal Revenue Code of 1986 (the "Code") Except as stated above, Bond Counsel will express no opinion as to any other federal, state or local tax consequences of the purchase, ownership or disposition of the Bonds. See Appendix C – Form of Legal Opinion of Bond Counsel.

In rendering its opinion, Bond Counsel will rely upon (a) certain information and representations of the District, including information and representations contained in the District's federal tax certificate, (b) covenants of the District contained in the Bond documents relating to certain matters, including arbitrage and the use of the proceeds of the Bonds and the property financed therewith, and (c) the certificate with respect to arbitrage by the Commissioner of Education regarding the allocation and investment of certain investments in the Permanent School Fund. Failure by the District to observe the aforementioned representations or covenants could cause the interest on the Bonds to become taxable retroactively to the date of issuance.

The Code and the regulations promulgated thereunder contain a number of requirements that must be satisfied subsequent to the issuance of the Bonds in order for interest on the Bonds to be, and to remain, excludable from gross income for federal income tax purposes. Failure to comply with such requirements may cause interest on the Bonds to be included in gross income retroactively to the date of issuance of the Bonds. The opinion of Bond Counsel is conditioned on compliance by the District with such requirements, and Bond Counsel has not been retained to monitor compliance with these requirements subsequent to the issuance of the Bonds.

Bond Counsel's opinion represents its legal judgment based upon its review of Existing Law and the reliance on the aforementioned information, representations and covenants. Bond Counsel's opinion is not a guarantee of a result. Existing Law is subject to change by the Congress and to subsequent judicial and administrative interpretation by the courts and the Department of the Treasury. There can be no assurance that Existing Law or the interpretation thereof will not be changed in a manner which would adversely affect the tax treatment of the purchase, ownership or disposition of the Bonds.

A ruling was not sought from the Internal Revenue Service by the District with respect to the Bonds or the facilities financed with the proceeds of the Bonds. Bond Counsel's opinion represents its legal judgment based upon its review of Existing Law and the representations of the Issuer that it deems relevant to render such opinion and is not a guarantee of a result. No assurances can be given as to whether the Internal Revenue Service will commence an audit of the Bonds, or as to whether the Internal Revenue Service would agree with the opinion of Bond Counsel. If an Internal Revenue Service audit is commenced, under current procedures the Internal Revenue Service is likely to treat the District as the taxpayer and the Bondholders may have no right to participate in such procedure. No additional interest will be paid upon any determination of taxability.

### **Federal Income Tax Accounting Treatment of Original Issue Discount**

The initial public offering price to be paid for one or more maturities of the Bonds may be less than the maturity amount thereof or one or more periods for the payment of interest on the Bonds may not be equal to the accrual period or be in excess of one year (the "Original Issue Discount Bonds"). In such event, the difference between (i) the "stated redemption price at maturity" of each Original Issue Discount Bond, and (ii) the initial offering price to the public of such Original Issue Discount Bond would constitute original issue discount. The "stated redemption price at maturity" means the sum of all payments to be made on the Bonds less the amount of all periodic interest payments. Periodic interest payments are payments which are made during equal accrual periods (or during any unequal period if it is the initial or final period) and which are made during accrual periods which do not exceed one year.

Under Existing Law, any owner who has purchased such Original Issue Discount Bond in the initial public offering is entitled to exclude from gross income (as defined in section 61 of the Code) an amount of income with respect to such Original Issue Discount Bond equal to that portion of the amount of such original issue discount allocable to the accrual period. For a discussion of certain collateral federal tax consequences, see the discussion set forth below.

In the event of the redemption, sale or other taxable disposition of such Original Issue Discount Bond prior to stated maturity, however, the amount realized by such owner in excess of the basis of such Original Issue Discount Bond in the hands of such owner (adjusted upward by the portion of the original issue discount allocable to the period for which such Original Issue Discount Bond was held by such initial owner) is includable in gross income.

Under Existing Law, the original issue discount on each Original Issue Discount Bond is accrued daily to the stated maturity thereof (in amounts calculated as described below for each six-month period ending on the date before the semiannual anniversary dates of the date of the Bonds and ratably within each such six-month period) and the accrued amount is added to an initial owner's basis for such Original Issue Discount Bond for purposes of determining the amount of gain or loss recognized by such owner upon the redemption, sale or other disposition thereof. The amount to be added to basis for each accrual period is equal to (a) the sum of the issue price and the amount of original issue discount accrued in prior periods multiplied by the yield to stated maturity (determined on the basis of compounding at the close of each accrual period and properly adjusted for the length of the accrual period) less (b) the amounts payable as current interest during such accrual period on such Original Issue Discount Bond.



The federal income tax consequences of the purchase, ownership, redemption, sale or other disposition of Original Issue Discount Bonds which are not purchased in the initial offering at the initial offering price may be determined according to rules which differ from those described above. All owners of Original Issue Discount Bonds should consult their own tax advisors with respect to the determination for federal, state and local income tax purposes of the treatment of interest accrued upon redemption, sale or other disposition of such Original Issue Discount Bonds and with respect to the federal, state, local and foreign tax consequences of the purchase, ownership, redemption, sale or other disposition of such Original Issue Discount Bonds.

### **Collateral Federal Income Tax Consequences**

The following discussion is a summary of certain collateral federal income tax consequences resulting from the purchase, ownership or disposition of the Bonds. This discussion is based on Existing Law, all of which is subject to change or modification, retroactively.

The following discussion is applicable to investors, other than those who are subject to special provisions of the Code, such as financial institutions, property and casualty insurance companies, life insurance companies, individual recipients of Social Security or Railroad Retirement benefits, individuals allowed an earned income credit, certain S corporations with Subchapter C earnings and profits, foreign corporations subject to the branch profits tax, taxpayers qualifying for the health insurance premium assistance credit and taxpayers who may be deemed to have incurred or continued indebtedness to purchase tax-exempt obligations.

THE DISCUSSION CONTAINED HEREIN MAY NOT BE EXHAUSTIVE. INVESTORS, INCLUDING THOSE WHO ARE SUBJECT TO SPECIAL PROVISIONS OF THE CODE, SHOULD CONSULT THEIR OWN TAX ADVISORS AS TO THE TAX TREATMENT WHICH MAY BE ANTICIPATED TO RESULT FROM RECENTLY ENACTED LEGISLATION OR THE PURCHASE, OWNERSHIP AND DISPOSITION OF TAX-EXEMPT OBLIGATIONS BEFORE DETERMINING WHETHER TO PURCHASE THE BONDS.

Under section 6012 of the Code, holders of tax-exempt obligations, such as the Bonds, may be required to disclose interest received or accrued during each taxable year on their returns of federal income taxation.

Section 1276 of the Code provides for ordinary income tax treatment of gain recognized upon the disposition of a tax-exempt obligation, such as the Bonds, if such obligation was acquired at a "market discount" and if the fixed maturity of such obligation is equal to, or exceeds, one year from the date of issue. Such treatment applies to "market discount bonds" to the extent such gain does not exceed the accrued market discount of such bonds; although for this purpose, a de minimis amount of market discount is ignored. A "market discount bond" is one which is acquired by the holder at a purchase price which is less than the stated redemption price at maturity or, in the case of a bond issued at an original issue discount, the "revised issue price" (i.e., the issue price plus accrued original issue discount). The "accrued market discount" is the amount which bears the same ratio to the market discount as the number of days during which the holder holds the obligation bears to the number of days between the acquisition date and the final maturity date.

### **Future and Proposed Legislation**

Tax legislation, administrative actions taken by tax authorities, or court decisions, whether at the Federal or state level, may adversely affect the tax-exempt status of interest on the Bonds under Federal or state law and could affect the market price or marketability of the Bonds. Any such proposal could limit the value of certain deductions and exclusions, including the exclusion for tax-exempt interest. The likelihood of any such proposal being enacted cannot be predicted. Prospective purchasers of the Bonds should consult their own tax advisors regarding the foregoing matters.

### **Information Reporting and Backup Withholding**

Subject to certain exceptions, information reports describing interest income, including original issue discount, with respect to the Bonds will be sent to each registered holder and to the IRS. Payments of interest and principal may be subject to backup withholding under section 3406 of the Code if a recipient of the payments fails to furnish to the payor such owner's social security number or other taxpayer identification number ("TIN"), furnishes an incorrect TIN, or otherwise fails to establish an exemption from the backup withholding tax. Any amounts so withheld would be allowed as a credit against the recipient's federal income tax. Special rules apply to partnerships, estates and trusts, and in certain circumstances, and in respect of Non-U.S. Holders, certifications as to foreign status and other matters may be required to be provided by partners and beneficiaries thereof.

### **State, Local and Foreign Taxes**

Investors should consult their own tax advisors concerning the tax implications of the purchase, ownership or disposition of the Bonds under applicable state or local laws. Foreign investors should also consult their own tax advisors regarding the tax consequences unique to investors who are not United States persons.

### **Qualified Tax-Exempt Obligations for Financial Institutions**

Section 265(a) of the Code provides, in pertinent part, that interest paid or incurred by a taxpayer, including a "financial institution," on indebtedness incurred or continued to purchase or carry tax-exempt obligations is not deductible in determining the taxpayer's taxable income. Section 265(b) of the Code provides an exception to the disallowance of such deduction for any interest expense paid or incurred on indebtedness of a taxpayer that is a "financial institution" allocable to tax-exempt obligations, other than "private activity bonds," that are designated by a "qualified small issuer" as "qualified tax-exempt obligations." A "qualified small issuer" is any governmental issuer (together with any "on behalf of" and "subordinate" issuers) who issues no more than \$10,000,000 of tax-exempt obligations during the calendar year. Section 265(b)(5) of the Code defines the term "financial institution" as any "bank" described in Section 585(a)(2) of the Code, or any person accepting deposits from the public in the ordinary course of such person's trade or business that is subject to federal or state supervision as a financial institution. Notwithstanding the exception to the disallowance of the deduction of interest on indebtedness related to "qualified tax-exempt obligations" provided by Section 265(b) of the Code, Section 291 of the Code provides that the allowable deduction to a "bank," as defined in Section 585(a)(2) of the Code, for interest on indebtedness incurred or continued to purchase "qualified tax-exempt obligations" shall be reduced by twenty-percent (20%) as a "financial institution preference item."

The District has designated the Bonds as "qualified tax-exempt obligations" within the meaning of section 265(b) of the Code. In furtherance of that designation, the District has covenanted to take such action that would assure, or to refrain from such action that would adversely affect, the treatment of the Bonds as "qualified tax-exempt obligations." **Potential purchasers should be aware that if the issue price to the public exceeds \$10,000,000, there is a reasonable basis to conclude that the**

payment of a de minimis amount of premium in excess of \$10,000,000 is disregarded; however, the Internal Revenue Service could take a contrary view. If the Internal Revenue Service takes the position that the amount of such premium is not disregarded, then such obligations might fail to satisfy the aforementioned dollar limitation and the Bonds would not be "qualified tax-exempt obligations."

## INVESTMENT POLICIES

### Investments

The District invests its funds in investments authorized by Texas law in accordance with investment policies approved by the Board of the District. Both State law and the District's investment policies are subject to change.

### Legal Investments

Under State law, the District is authorized to invest in (1) obligations, including letters of credit, of the United States or its agencies and instrumentalities, including the Federal Home Loan Banks, (2) direct obligations of the State or its agencies and instrumentalities, (3) collateralized mortgage obligations directly issued by a federal agency or instrumentality of the United States, the underlying security for which is guaranteed by an agency or instrumentality of the United States, (4) other obligations, the principal of and interest on which are unconditionally guaranteed or insured by, or backed by the full faith and credit of the State or the United States or their respective agencies and instrumentalities, including obligations that are fully guaranteed or insured by the Federal Deposit Insurance Corporation or by the explicit full faith and credit of the United States, (5) obligations of states, agencies, counties, cities, and other political subdivisions of any state rated as to investment quality by a nationally recognized investment rating firm not less than A or its equivalent, (6) bonds issued, assumed, or guaranteed by the State of Israel, (7) interest-bearing banking deposits that are guaranteed or insured by the Federal Deposit Insurance Corporation, or its successor, or the National Credit Union Share Insurance Fund or its successor, (8) interest-bearing banking deposits other than those described by clause (7) if (A) the funds invested in the banking deposits are invested through: (i) a broker with a main office or branch office in this state that the investing entity selects from a list the governing body or designated investment committee of the entity adopts as required by Section 2256.025, Texas Government Code; or (ii) a depository institution with a main office or branch office in this state that the investing entity selects; (B) the broker or depository institution selected as described by (A) above arranges for the deposit of the funds in the banking deposits in one or more federally insured depository institutions, regardless of where located, for the investing entity's account; (C) the full amount of the principal and accrued interest of the banking deposits is insured by the United States or an instrumentality of the United States; and (D) the investing entity appoints as the entity's custodian of the banking deposits issued for the entity's account: (i) the depository institution selected as described by (A) above; (ii) an entity described by Section 2257.041(d), Texas Government Code; or (iii) a clearing broker dealer registered with the Securities and Exchange Commission and operating under Securities and Exchange Commission Rule 15c3-3, (9) certificates of deposit and share certificates (i) that are issued by an institution that has its main office or a branch office in Texas and are guaranteed or insured by the Federal Deposit Insurance Corporation or the National Credit Union Share Insurance Fund, or are secured as to principal by obligations described in clauses (1) through (8) or in any other manner and amount provided by law for District deposits; or (ii) where: (a) the funds are invested by the District through (I) a broker that has its main office or a branch office in the State and is selected from a list adopted by the District as required by law or (II) a depository institution that has a main office or branch office in the State and that is selected by the District; (b) the broker of depository institution selected by the District arranges for the deposit of funds in one or more federally insured depository institutions, wherever located, for the account of the District; (c) the full amount of the principal and accrued interest of each of the certificates of deposit is insured by the United States or an instrumentality of the United States; (d) the District appoints the depository institution selected under (a) above, an entity described by Section 2257.041(d) of the Texas Government Code, or a clearing broker-dealer registered with the Securities and Exchange Commission and operating pursuant to Securities and Exchange Commission Rule 15c3-3 as custodian for the investing entity with respect to the certificates of deposit, (10) fully collateralized repurchase agreements that have a defined termination date, are fully secured by obligations described in clause (1) and require the security being purchased by the District to be pledged to the District, held in the District's name and deposited at the time the investment is made with the District or with a third party selected and approved by the District, and are placed through a primary government securities dealer or a financial institution doing business in the State, (11) certain bankers' acceptances with the remaining term of 270 days or less from the date of issuance, if the short-term obligations of the accepting bank or its parent are rated at least "A-1" or "P-1" or the equivalent by at least one nationally recognized credit rating agency, (12) commercial paper with the remaining term of 270 days or less from the date of issuance that is rated at least "A-1" or "P-1" or the equivalent by at least (a) two nationally recognized credit rating agencies or (b) one nationally recognized credit rating agency if the paper is fully secured by an irrevocable letter of credit issued by a U.S. or state bank, (13) no-load money market mutual funds registered with and regulated by the United States Securities and Exchange Commission provides the investing entity with a prospectus and other information required by the Securities Exchange Act of 1934 or the Investment Company Act of 1940 and complies with federal Securities and Exchange Commission Rule 2a-7, and (14) no-load mutual funds registered with the Securities and Exchange Commission that have an average weighted maturity of less than two years, and have a duration of one year or more and are invested exclusively in obligations described in this paragraph or have a duration of less than one year and the investment portfolio is limited to investment grade securities, excluding asset-backed securities. In addition, bond proceeds may be invested in guaranteed investment contracts that have a defined termination date and are secured by obligations, including letters of credit, of the United States or its agencies and instrumentalities in an amount at least equal to the amount of the bond proceeds invested under such contract, other than the prohibited obligations described in the succeeding paragraph.

Entities such as the District may enter into securities lending programs if (i) the securities loaned under the program are 100% collateralized, including accrued income, a loan made under the program allows for termination at any time, and a loan made under the program is either secured by (a) obligations that are described by clauses (1) through (8) above, (b) irrevocable letters of credit issued by a bank that is organized and existing under the laws of the United States or any other state and is continuously rated by at least one nationally recognized investment rating firm at not less than A or its equivalent or (c) cash invested in obligations described in clauses (1) through (8) and (12) through (14) above, or an authorized investment pool; (ii) securities held as collateral under a loan are pledged to the District, held in the District's name and deposited at the time the investment is made with the District or a third party designated by the District; (iii) a loan made under the program is placed through either a primary government securities dealer, as defined by 5 C.F.R. Section 6801.102(f), as that regulation existed on September 1, 2003, or a financial institution doing business in the State; and (iv) the agreement to lend securities has a term of one year or less.

The District may invest in such obligations directly or through government investment pools that invest solely in such obligations provided that the pools are rated no lower than "AAA" or "AAAm" or an equivalent by at least one nationally recognized rating service.

The District is specifically prohibited from investing in: (1) obligations whose payment represents the coupon payments on the outstanding principal balance of the underlying mortgage-backed security collateral and pays no principal; (2) obligations whose payment represents the principal stream of cash flow from the underlying mortgage-backed security and bears no interest;

(3) collateralized mortgage obligations that have a stated final maturity of greater than 10 years; and (4) collateralized mortgage obligations the interest rate of which is determined by an index that adjusts opposite to the changes in a market index.

Under State law, the District may contract with an investment management firm registered under the Investment Advisers Act of 1940 (15 U.S.C. Section 80b-1 et seq.) or with the State Securities Board to provide for the investment and management of its public funds or other funds under its control for a term of up to two years, but the District retains ultimate responsibility as fiduciary of its assets. In order to renew or extend such a contract, the District must do so by order, ordinance or resolution. The District has not contracted with, and has no present intention of contracting with, any such investment management firm or the State Securities Board to provide such services.

As a school district that qualifies as an "issuer" under Chapter 1371, the District is also authorized to purchase, sell, and invest its funds in corporate bonds, but only if the District has formally amended its investment policy to authorize such investments. Texas law defines "corporate bonds" as senior secured debt obligations issued by a domestic business entity and rated not lower than "AA-" or the equivalent by a nationally recognized investment rating firm. The term does not include a bond that is convertible into stocks or shares in the entity issuing the bond (or an affiliate or subsidiary thereof) or any unsecured debt. Corporate bonds must finally mature not later than 3 years from their date of purchase by the school district. A school district may not (1) invest more than 15% of its monthly average fund balance (excluding bond proceeds, reserves, and other funds held for the payment of debt service) in corporate bonds; or (2) invest more than 25% of the funds invested in corporate bonds in any one domestic business entity (including subsidiaries and affiliates thereof). Corporate bonds held by a school district must be sold if they are at any time downgraded below "AA-" (or the equivalent thereof) or, with respect to a corporate bond rated "AA-" (or the equivalent thereof), such corporate bond is placed on negative credit watch. Corporate bonds are not an eligible investment for a public funds investment pool.

### **Investment Policies**

Under State law, the District is required to invest its funds under written investment policies that primarily emphasize safety of principal and liquidity; that address investment diversification, yield, maturity, and the quality and capability of investment management; and that includes a list of authorized investments for District funds, maximum allowable stated maturity of any individual investment owned by the District and the maximum average dollar-weighted maturity allowed for pooled fund groups. All District funds must be invested consistent with a formally adopted "Investment Strategy Statement" that specifically addresses each fund's investment. Each Investment Strategy Statement will describe its objectives concerning: (1) suitability of investment type, (2) preservation and safety of principal, (3) liquidity, (4) marketability of each investment, (5) diversification of the portfolio, and (6) yield.

State law also requires that District investments must be made "with judgment and care, under prevailing circumstances, that a person of prudence, discretion, and intelligence would exercise in the management of the person's own affairs, not for speculation, but for investment, considering the probable safety of capital and the probable income to be derived". At least quarterly the investment officers of the District shall submit an investment report detailing: (1) the investment position of the District, (2) that all investment officers jointly prepared and signed the report, (3) the beginning market value, any additions and changes to market value and the ending value of each pooled fund group, (4) the book value and market value of each separately listed asset at the beginning and end of the reporting period, (5) the maturity date of each separately invested asset, (6) the account or fund or pooled fund group for which each individual investment was acquired, and (7) the compliance of the investment portfolio as it relates to: (a) adopted investment strategy statements and (b) State law. No person may invest District funds without express written authority from the Board.

### **Additional Provisions**

Under State law, the District is additionally required to: (1) annually review its adopted policies and strategies, (2) adopt a rule, order, ordinance or resolution stating that it has reviewed its investment policy and investment strategies and records any changes made to either its investment policy or investment strategy in the respective rule, order, ordinance or resolution, (3) require any investment officers with personal business relationships or relatives with firms seeking to sell securities to the entity to disclose the relationship and file a statement with the Texas Ethics Commission and the Board; (4) require the qualified representative of firms offering to engage in an investment transaction with the District to: (a) receive and review the District's investment policy, (b) acknowledge that reasonable controls and procedures have been implemented to preclude investment transactions conducted between the District and the business organization that are not authorized by the District's investment policy (except to the extent that this authorization is dependent on an analysis of the makeup of the District's entire portfolio or requires an interpretation of subjective investment standards), and (c) deliver a written statement in a form acceptable to the District and the business organization attesting to these requirements; (5) perform an annual audit of the management controls on investments and adherence to the District's investment policy; (6) provide specific investment training for the Treasurer, Chief Financial Officer and investment officers; (7) restrict reverse repurchase agreements to not more than 90 days and restrict the investment of reverse repurchase agreement funds to no greater than the term of the reverse purchase agreement; (8) restrict the investment in no-load mutual funds in the aggregate to no more than 15% of the District's monthly average fund balance, excluding bond proceeds and reserves and other funds held for debt service; (9) require local government investment pools to conform to the new disclosure, rating, net asset value, yield calculation, and advisory board requirements, and (10) at least annually review, revise, and adopt a list of qualified brokers that are authorized to engage in investment transactions with the District.

### **Current Investments**

As of August 31, 2019, the District had approximately \$21,880,067 (unaudited) invested in Lone Star, \$20,291,336 (unaudited) invested in TexPool (both of which are government investment pools that generally have the characteristics of a money-market mutual fund), and \$1,051,527 (unaudited) invested at a local bank. The market value of such investments (as determined by the District by reference to published quotations, dealer bids, and comparable information) is approximately 100% of the book value. No funds of the District are invested in derivative securities; i.e., securities whose rate of return is determined by reference to some other instrument, index, or commodity.

### **REGISTRATION AND QUALIFICATION OF BONDS FOR SALE**

No registration statement relating to the Bonds has been filed with the SEC under the United States Securities Act of 1933, as amended, in reliance upon the exemption provided thereunder by Section 3(a)(2). The Bonds have not been approved or disapproved by the SEC, nor has the SEC passed upon the accuracy or adequacy of the Official Statement. The Bonds have not been registered or qualified under the Securities Act of Texas in reliance upon various exemptions contained therein; nor have the Bonds been registered or qualified under the securities acts of any other jurisdiction. The District assumes no responsibility for registration or qualification of the Bonds under the securities laws of any jurisdiction in which the Bonds may be sold, assigned, pledged, hypothecated or otherwise transferred. This disclaimer of responsibility for registration or qualification for sale or other disposition of the Bonds shall not be construed as an interpretation of any kind with regard to the availability of any exemption from securities registration or qualification provisions.

## FINANCIAL ADVISOR

SAMCO Capital Markets, Inc. (the "Financial Advisor") is employed as Financial Advisor to the District to assist in the issuance of the Bonds. In this capacity, the Financial Advisor has compiled certain data relating to the Bonds that is contained in this Official Statement. The Financial Advisor has not independently verified any of the data contained herein or conducted a detailed investigation of the affairs of the District to determine the accuracy or completeness of this Official Statement. Because of their limited participation, the Financial Advisor assumes no responsibility for the accuracy or completeness of any of the information contained herein. The fee of the Financial Advisor for services with respect to the Bonds is contingent upon the issuance and sale of the Bonds. In the normal course of business, the Financial Advisor may from time to time sell investment securities to the District for the investment of bond proceeds or other funds of the District upon the request of the District.

The Financial Advisor has provided the following sentence for inclusion in this Official Statement. The Financial Advisor has reviewed the information in this Official Statement in accordance with, and as part of, its responsibilities to the District and, as applicable, to investors under the federal securities laws as applied to the facts and circumstances of this transaction, but the Financial Advisor does not guarantee the accuracy or completeness of such information.

## LEGAL INVESTMENTS AND ELIGIBILITY TO SECURE PUBLIC FUNDS IN TEXAS

Section 1201.041 of the Public Securities Procedures Act (Chapter 1201, Texas Government Code) provides that the Bonds are negotiable instruments governed by Chapter 8, Texas Business and Commerce Code, and are legal and authorized investments for insurance companies, fiduciaries, and trustees, and for the sinking funds of municipalities or other political subdivisions or public agencies of the State. With respect to investment in the Bonds by municipalities or other political subdivisions or public agencies of the State, the Public Funds Investment Act, Chapter 2256, Texas Government Code, requires that the Bonds be assigned a rating of not less than "A" or its equivalent as to investment quality by a national rating agency. See "RATING" herein. In addition, various provisions of the Texas Finance Code provide that, subject to a prudent investor standard, the Bonds are legal investments for state banks, savings banks, trust companies with at least \$1 million of capital, and savings and loan associations. The Bonds are eligible to secure deposits of any public funds of the State, its agencies, and its political subdivisions, and are legal security for those deposits to the extent of their market value.

The District has made no investigation of other laws, rules, regulations or investment criteria which might apply to such institutions or entities or which might limit the suitability of the Bonds for any of the foregoing purposes or limit the authority of such institutions or entities to purchase or invest in the Bonds for such purposes. The District has made no review of laws in other states to determine whether the Bonds are legal investments for various institutions in those states.

## CONTINUING DISCLOSURE OF INFORMATION

In the Order, the District has made the following agreement for the benefit of the holders and Beneficial Owners of the Bonds. The District is required to observe the agreement for so long as it remains obligated to advance funds to pay the Bonds. Under the agreement, the District will be obligated to provide certain updated financial information and operating data annually, and timely notice of specified events, to the Municipal Securities Rulemaking Board ("MSRB"). For a description of the continuing disclosure obligations of the TEA, see "THE PERMANENT SCHOOL FUND GUARANTEE PROGRAM." The information provided to the MSRB will be available to the public free of charge via the electronic EMMA system at [www.emma.msrb.org](http://www.emma.msrb.org).

### Annual Reports

The District will provide certain updated financial information and operating data annually to the MSRB. The information to be updated includes financial information and operating data with respect to the District of the general type included in this Official Statement in Appendix A (such information being the "Annual Operating Report"). The District will additionally provide financial statements of the District (the "Financial Statements"), that will be (i) prepared in accordance with the accounting principles described in Appendix D or such other accounting principles as the District may be required to employ from time to time pursuant to State law or regulation and shall be in substantially the form included in Appendix D and (ii) audited, if the District commissions an audit of such Financial Statements and the audit is completed within the period during which they must be provided. The District will update and provide the Annual Operating Report within six months after the end of each fiscal year and the Financial Statements within 12 months of the end of each fiscal year, in each case beginning with the fiscal year ending in and after 2019. The District may provide the Financial Statements earlier, including at the time it provides its Annual Operating Report, but if the audit of such Financial Statements is not complete within 12 months after any such fiscal year end, then the District shall file unaudited Financial Statements within such 12-month period and audited Financial Statements for the applicable fiscal year, when and if the audit report on such Financial Statements becomes available.

The District may provide updated information in full text or may incorporate by reference certain other publicly available documents, as permitted by SEC Rule 15c2-12 (the "Rule").

The District's current fiscal year end is June 30. Accordingly, the Annual Operating Report must be provided by the last day of December in each year, and the Financial Statements must be provided by June 30 of each year, unless the District changes its fiscal year. If the District changes its fiscal year, it will notify the MSRB of the change.

### Notice of Certain Events

The District will also provide notice of any of the following events with respect to the Bonds to the MSRB in a timely manner (but not in excess of ten business days after the occurrence of the event): (1) principal and interest payment delinquencies; (2) non-payment related defaults, if material; (3) unscheduled draws on debt service reserves reflecting financial difficulties; (4) unscheduled draws on credit enhancements reflecting financial difficulties; (5) substitution of credit or liquidity providers, or their failure to perform; (6) adverse tax opinions, the issuance by the Internal Revenue Service of proposed or final determinations of taxability, Notices of Proposed Issue (IRS Form 5701-TEB), or other material notices or determinations with respect to the tax status of the Bonds, or other material events affecting the tax status of the Bonds; (7) modifications to rights of holders of the Bonds, if material; (8) Bond calls, if material, and tender offers; (9) defeasances; (10) release, substitution, or sale of property securing repayment of the Bonds, if material; (11) rating changes; (12) bankruptcy, insolvency, receivership, or similar event of the District, which shall occur as described below; (13) the consummation of a merger, consolidation, or acquisition involving the District or the sale of all or substantially all of its assets, other than in the ordinary course of business, the entry into of a definitive agreement to undertake such an action or the termination of a definitive agreement relating to any such actions, other than pursuant to its terms, if material; (14) appointment of a successor or additional trustee or the change of name of a trustee, if material; (15) incurrence of a financial obligation of the District, if material, or agreement to covenants, events of default, remedies, priority rights, or other similar terms of a financial obligation of the District, any of which affect security holders, if material; and (16) default, event of acceleration, termination event, modification of terms, or other similar events under the terms of a financial obligation of the District, any of which reflect financial difficulties. In addition, the District will provide timely notice of any failure by the District to provide annual financial information in accordance with their agreement described above under "Annual Reports". The District will provide each

notice described in this paragraph to the MSRB. Neither the Bonds nor the Bond Order make any provision for a bond trustee, debt service reserves, credit enhancement (except for the Permanent School Fund guarantee), or liquidity enhancement.

For these purposes, any event described in clause (12) of in the immediately preceding paragraph is considered to occur when any of the following occur: the appointment of a receiver, fiscal agent, or similar officer for the District in a proceeding under the United States Bankruptcy Code or in any other proceeding under state or federal law in which a court or governmental authority has assumed jurisdiction over substantially all of the assets or business of the District, or if such jurisdiction has been assumed by leaving the existing governing body and officials or officers in possession but subject to the supervision and orders of a court or governmental authority, or the entry of an order confirming a plan of reorganization, arrangement, or liquidation by a court or governmental authority having supervision or jurisdiction over substantially all of the assets or business of the District. For the purposes of the above described event notices (15) and (16), the term "financial obligation" means a (i) debt obligation, (ii) derivative instrument entered into in connection with, or pledged as security or a source of payment for, an existing or planned debt obligation, or (iii) a guarantee of (i) or (ii); provided however, that a "financial obligation" shall not include municipal securities as to which a final official statement (as defined in the Rule) has been provided to the MSRB consistent with the Rule.

### **Availability of Information**

All information and documentation filing required to be made by the District in accordance with its undertaking made for the Bonds will be filed with the MSRB in electronic format in accordance with MSRB guidelines. Access to such filings will be provided, without charge to the general public, by the MSRB at [www.emma.msrb.org](http://www.emma.msrb.org).

### **Limitations and Amendments**

The District has agreed to update information and to provide notices of certain events only as described above. The District has not agreed to provide other information that may be relevant or material to a complete presentation of its financial results of operations, condition, or prospects or agreed to update any information that has been provided except as described above. The District makes no representation or warranty concerning such information or concerning its usefulness to a decision to invest in or sell Bonds at any future date. The District disclaims any contractual or tort liability for damages resulting in whole or in part from any breach of its continuing disclosure agreement or from any statement made pursuant to its agreement, although holders of Bonds may seek a writ of mandamus to compel the District to comply with its agreement.

The District may amend its continuing disclosure agreement to adapt to changed circumstances that arise from a change in legal requirements, a change in law, or a change in the identity, nature, status, or type of operations of the District, if, (1) the agreement, as so amended, would have permitted an underwriter to purchase or sell Bonds in the initial primary offering in compliance with the Rule, taking into account any amendments or interpretations of the Rule to the date of such amendment, as well as such changed circumstances, and (2) either (a) the holders of a majority in aggregate principal amount of the outstanding Bonds consent to the amendment or (b) any person unaffiliated with the District (such as nationally recognized bond counsel) determines that the amendment will not materially impair the interests of the holders and beneficial owners of the Bonds. The District may also amend or repeal the provisions of the continuing disclosure agreement if the SEC amends or repeals the applicable provisions of the Rule or a court of final jurisdiction enters judgment that such provisions of the Rule are invalid, but only if and to the extent that the provisions of this sentence would not prevent an underwriter from lawfully purchasing or selling Bonds in the primary offering of the Bonds. If the District amends its agreement, it has agreed to include with the financial information and operating data next provided, in accordance with its agreement described above under "Annual Reports" an explanation, in narrative form, of the reasons for the amendment and of the impact of any change in the type of information and operating data so provided.

### **Compliance with Prior Undertakings**

During the past five years the District has complied in all material respects with all continuing disclosure agreements made by it in accordance with the Rule.

## **LITIGATION**

In the opinion of District officials, except as may be described in this Official Statement, the District is not a party to any litigation or other proceeding pending or to their knowledge threatened, in any court, agency or other administrative body (either state or federal) which, if decided adversely to the District, would have a material adverse effect on the financial condition of the District.

## **FORWARD-LOOKING STATEMENTS**

The statements contained in this Official Statement, and in any other information provided by the District, that are not purely historical, are forward-looking statements, including statements regarding the District's expectations, hopes, intentions, or strategies regarding the future. Readers should not place undue reliance on forward-looking statements. All forward-looking statements included in this Official Statement are based on information available to the District on the date hereof, and the District assumes no obligation to update any such forward-looking statements. It is important to note that the District's actual results could differ materially from those in such forward-looking statements.

The forward-looking statements herein are necessarily based on various assumptions and estimates and are inherently subject to various risks and uncertainties, including risks and uncertainties relating to the possible invalidity of the underlying assumptions and estimates and possible changes or developments in social, economic, business, industry, market, legal and regulatory circumstances and conditions and actions taken or omitted to be taken by third parties, including customers, suppliers, business partners and competitors, and legislative, judicial and other governmental authorities and officials. Assumptions related to the foregoing involve judgments with respect to, among other things, future economic, competitive, and market conditions and future business decisions, all of which are difficult or impossible to predict accurately and many of which are beyond the control of the District. Any of such assumptions could be inaccurate and, therefore, there can be no assurance that the forward-looking statements included in this Official Statement would prove to be accurate.

## **WINNING BIDDER**

On October 8, 2019 the Bonds were awarded to an investment bank or group of investment banks managed by Robert W. Baird & Co., Incorporated (the "Purchaser"). The initial reoffering yields for the Bonds were supplied to the District by the Purchaser. The initial reoffering yields shown on page ii hereof will produce compensation to the Purchaser of approximately \$42,342.60.

## **CERTIFICATION OF THE OFFICIAL STATEMENT AND NO LITIGATION**

At the time of payment for and delivery of the Initial Bond, the Purchaser will be furnished a certificate, executed by proper officials of the District, acting in their official capacities, to the effect that to the best of their knowledge and belief: (a) the descriptions and statements of or pertaining to the District contained in its Official Statement, and any addenda, supplement or amendment thereto, for the Bonds, on the date of such Official Statement, on the date of sale of said Bonds and the acceptance of the best bid therefor, and on the date of the delivery, were and are true and correct in all material respects; (b) insofar as the District and its affairs,

including its financial affairs, are concerned, such Official Statement did not and does not contain an untrue statement of a material fact or omit to state a material fact required to be stated therein or necessary to make the statements therein, in the light of the circumstances under which they were made, not misleading; (c) insofar as the descriptions and statements including financial data, of or pertaining to entities, other than the District, and their activities contained in such Official Statement are concerned, such statements and data have been obtained from sources which the District believes to be reliable and the District has no reason to believe that they are untrue in any material respect; (d) except as may be otherwise described in the Official Statement, there has been no material adverse change in the financial condition of the District, since June 30, 2018, the date of the last financial statements of the District appearing in the Official Statement; and (e) no litigation of any nature has been filed or is pending, as of the date hereof, to restrain or enjoin the issuance or delivery of the Bonds or which would affect the provisions made for their payment or security or in any manner question the validity of the Bonds.

#### CONCLUDING STATEMENT

No person has been authorized to give any information or to make any representations other than those contained in this Official Statement, and if given or made, such other information or representations must not be relied upon as having been authorized by the District. This Official Statement does not constitute an offer to sell or solicitation of an offer to buy in any state in which such offer or solicitation is not authorized or in which the person making such offer or solicitation is not qualified to do so or to any person to whom it is unlawful to make such offer of solicitation.

The information set forth herein has been obtained from the District's records, audited financial statements and other sources which the District considers to be reliable. There is no guarantee that any of the assumptions or estimates contained herein will ever be realized. All of the summaries of the statutes, documents and the Order contained in this Official Statement are made subject to all of the provisions of such statutes, documents, and the Order. These summaries do not purport to be complete statements of such provisions and reference is made to such summarized documents for further information. Reference is made to official documents in all respects.

The Order authorized the issuance of the Bonds and approved the form and content of this Official Statement and any addenda, supplement or amendment thereto and will authorize its further use in the re-offering of the Bonds by the Purchaser.

This Official Statement has been approved by the Board for distribution in accordance with the provisions of the SEC's rule codified at 17 C.F.R. Section 240.15c2-12, as amended.

/s/ Charlie Simpson

---

Vice President, Board of Trustees

ATTEST:

/s/ Cindy Tochterman

---

Secretary, Board of Trustees

**APPENDIX A**  
**FINANCIAL INFORMATION OF THE DISTRICT**

(this page intentionally left blank)



**ANDREWS INDEPENDENT SCHOOL DISTRICT**

**Financial Information**

**ASSESSED VALUATION <sup>(1)</sup>**

|   |                       |                  |
|---|-----------------------|------------------|
| 2019/20 Total Valuation.....                  |                       | \$ 5,199,109,950 |
| Less Exemptions & Deductions <sup>(2)</sup> : |                       |                  |
| State & Local Homestead Exemption             | \$ 93,668,852         |                  |
| State & Local Over-65 Exemption               | 10,960,939            |                  |
| Local Over-65 Exemption                       | 7,763,827             |                  |
| Local 20% Homestead Exemption                 | 120,185,853           |                  |
| Disabled Exemption                            | 1,966,662             |                  |
| Veterans Exemption                            | 680,893               |                  |
| Pollution Control Exemption                   | 4,765,211             |                  |
| Productivity Loss                             | 136,266,240           |                  |
| Homestead Cap Loss                            | 16,994,892            |                  |
|   | <u>\$ 393,253,369</u> |                  |
| 2019/20 Net Taxable Valuation .....           |                       | \$ 4,805,856,581 |

(1) Certified Values from the Andrews County Appraisal District as of September 2019. The passage of a Texas Constitutional Amendment on November 3, 2015 increased the homestead exemption from \$15,000 to \$25,000.  
 (2) Excludes the values on which property taxes are frozen for persons 65 years of age or older and disabled taxpayers, which totaled \$35,666,730 for 2018/19.

**VOTED GENERAL OBLIGATION DEBT**

|  |                    |
|--|--------------------|
| Unlimited Tax Bonds Outstanding <sup>(1)</sup>                             | \$ 22,995,637      |
| Plus: The Bonds  | 6,020,000          |
| Total Unlimited Tax Bonds <sup>(1)</sup>                                   | <u>29,015,637</u>  |
| Less: Interest & Sinking Fund Balance (As of June 30, 2018) <sup>(2)</sup> | <u>(2,281,816)</u> |
| Net General Obligation Debt  | \$ 26,733,821      |

Ratio of Net G.O. Debt to Net Taxable Valuation <sup>(3)</sup> 0.56%

|   |           |
|---|-----------|
| 2019 Population Estimate <sup>(4)</sup> | 20,490    |
| Per Capita Net Taxable Valuation        | \$234,546 |
| Per Capita Net G.O. Debt                | \$1,305   |

(1) Excludes interest accreted on outstanding capital appreciation bonds.  
 (2) Source: Andrews ISD Audited Financial Statements.  
 (3) See "CURRENT PUBLIC SCHOOL FINANCE SYSTEM" in the Official Statement and "DEBT SERVICE REQUIREMENTS" in this appendix and see the "Audited Financial Report Fiscal Year Ended June 30, 2018" in Appendix D for more information relative to the District's outstanding obligations.  
 (4) Source: Municipal Advisory Council of Texas.

**PROPERTY TAX RATES AND COLLECTIONS**

| Fiscal Year | Net                             |                          | % Collections <sup>(4)</sup> |                      |
|-------------|---------------------------------|--------------------------|------------------------------|----------------------|
|             | Taxable Valuation               | Tax Rate                 | Current <sup>(5)</sup>       | Total <sup>(5)</sup> |
|             |                                 |                          |                              |                      |
| 2006/07     | \$ 3,004,562,738 <sup>(1)</sup> | \$ 1.5164 <sup>(6)</sup> | 99.38%                       | 99.83%               |
| 2007/08     | 3,373,001,678 <sup>(1)</sup>    | 1.1719 <sup>(6)</sup>    | 99.57%                       | 100.41%              |
| 2008/09     | 4,023,386,822 <sup>(1)</sup>    | 1.1708                   | 99.52%                       | 100.12%              |
| 2009/10     | 3,165,165,710 <sup>(1)</sup>    | 1.1995                   | 99.18%                       | 99.71%               |
| 2010/11     | 3,732,608,706 <sup>(1)</sup>    | 1.1784                   | 99.45%                       | 100.12%              |
| 2011/12     | 4,121,424,132 <sup>(1)</sup>    | 1.1672                   | 99.34%                       | 99.90%               |
| 2012/13     | 5,243,162,666 <sup>(1)</sup>    | 1.1700                   | 99.22%                       | 99.69%               |
| 2013/14     | 5,643,961,125 <sup>(1)</sup>    | 1.1700                   | 98.48%                       | 99.33%               |
| 2014/15     | 6,776,125,216 <sup>(1)</sup>    | 1.1700                   | 98.62%                       | 99.74%               |
| 2015/16     | 4,637,313,273 <sup>(1)(3)</sup> | 1.1700                   | 97.82%                       | 99.24%               |
| 2016/17     | 3,310,970,078 <sup>(1)(3)</sup> | 1.2000                   | 97.12%                       | 99.42%               |
| 2017/18     | 3,964,812,871 <sup>(1)(3)</sup> | 1.2000                   | 98.33%                       | 100.46%              |
| 2018/19     | 4,363,355,128 <sup>(1)(3)</sup> | 1.2000                   | (In Process of Collection)   |                      |
| 2019/20     | 4,805,856,581 <sup>(2)(3)</sup> | 1.1300 <sup>(7)</sup>    |                              |                      |

(1) Source: Comptroller of Public Accounts - Property Tax Division.  
 (2) Source: Certified Values from the Andrews County Appraisal District as of September 2019.  
 (3) The passage of a Texas Constitutional Amendment on November 3, 2015 increased the homestead exemption from \$15,000 to \$25,000.  
 (4) Source: Andrews ISD Audited Financial Statements.  
 (5) Excludes penalties and interest.  
 (6) The decline in the District's Maintenance & Operation Tax from the 2006/07 fiscal year to the 2007/08 fiscal year is a function of House Bill 1 adopted by the Texas Legislature in May 2006. See "STATE AND LOCAL FUNDING OF SCHOOL DISTRICTS IN TEXAS" and "CURRENT PUBLIC SCHOOL FINANCE SYSTEM" in the Official Statement.  
 (7) The decline in the District's Maintenance & Operation Tax from the 2018/19 fiscal year to the 2019/20 fiscal year is a function of House Bill 3 adopted by the Texas Legislature in June 2019. See "STATE AND LOCAL FUNDING OF SCHOOL DISTRICTS IN TEXAS" and "CURRENT PUBLIC SCHOOL FINANCE SYSTEM" in the Official Statement.

**TAX RATE DISTRIBUTION <sup>(1)</sup>**

|                          | 2014/15         | 2015/16         | 2016/17         | 2017/18         | 2018/19 <sup>(2)</sup> |
|--------------------------|-----------------|-----------------|-----------------|-----------------|------------------------|
| Maintenance & Operations | \$1.0600        | \$1.0600        | \$1.0600        | \$1.0600        | \$0.9900               |
| Debt Service             | \$0.1100        | \$0.1100        | \$0.1400        | \$0.1400        | \$0.1400               |
| <b>Total Tax Rate</b>    | <b>\$1.1700</b> | <b>\$1.1700</b> | <b>\$1.2000</b> | <b>\$1.2000</b> | <b>\$1.1300</b>        |

(1) On October 4, 2008, the voters of the District approved a maintenance and operations tax rate of \$1.06 at a tax ratification election.

(2) The decline in the District's Maintenance & Operations Tax from the 2018/19 fiscal year to the 2019/20 fiscal year is a function of House Bill 3 adopted by the Texas Legislature in June 2019.

**VALUATION AND FUNDED DEBT HISTORY**

| Fiscal Year | Net Taxable Valuation        | Bond Debt Outstanding <sup>(1)</sup> | Ratio Debt to A.V. <sup>(2)</sup> |
|-------------|------------------------------|--------------------------------------|-----------------------------------|
| 2006/07     | \$ 3,004,562,738             | \$ 34,975,288                        | 1.16%                             |
| 2007/08     | 3,373,001,678                | 31,775,288                           | 0.94%                             |
| 2008/09     | 4,023,386,822                | 28,460,288                           | 0.71%                             |
| 2009/10     | 3,165,165,710                | 25,020,288                           | 0.79%                             |
| 2010/11     | 3,732,608,706                | 34,436,408                           | 0.92%                             |
| 2011/12     | 4,121,424,132                | 30,726,408                           | 0.75%                             |
| 2012/13     | 5,243,162,666                | 33,841,408                           | 0.65%                             |
| 2013/14     | 5,643,961,125                | 33,296,408                           | 0.59%                             |
| 2014/15     | 6,776,125,216                | 28,346,408                           | 0.42%                             |
| 2015/16     | 4,637,313,273                | 22,876,408                           | 0.49%                             |
| 2016/17     | 3,310,970,078                | 22,226,408                           | 0.67%                             |
| 2017/18     | 3,964,812,871                | 24,647,800                           | 0.62%                             |
| 2018/19     | 4,363,355,128                | 22,995,637                           | 0.53%                             |
| 2019/20     | 4,805,856,581 <sup>(3)</sup> | 23,828,749 <sup>(4)</sup>            | 0.50%                             |

(1) At fiscal year end. Excludes interest accreted on outstanding capital appreciation bonds.

(2) See "CURRENT PUBLIC SCHOOL FINANCE SYSTEM" in the Official Statement, "DEBT SERVICE REQUIREMENTS" in this Appendix and see the "Audited Financial Report Fiscal Year Ended June 30, 2018" in Appendix D for more information.

(3) Certified Values from the Andrews County Appraisal District as of September 2019.

(4) Includes the Bonds.

**ESTIMATED OVERLAPPING DEBT STATEMENT**

| Taxing Body   | Amount        | Percent Overlapping | Amount Overlapping   |
|---|---------------|---------------------|----------------------|
| Andrews County  | \$ 16,920,000 | 100.00%             | \$ 16,920,000        |
| Andrews County Hospital District                                | 36,625,000    | 100.00%             | 36,625,000           |
| Andrews, City of  | -             | 100.00%             | -                    |
| <b>Total Overlapping Debt <sup>(1)</sup></b>                    |               |                     | <b>\$ 53,545,000</b> |
| Andrews Independent School District <sup>(2) (3)</sup>          |               |                     | 26,733,821           |
| <b>Total Direct &amp; Overlapping Debt <sup>(2) (3)</sup></b>   |               |                     | <b>\$ 80,278,821</b> |
| <br>  |               |                     |                      |
| Ratio of Net Direct & Overlapping Debt to Net Taxable Valuation |               | 1.67%               |                      |
| Per Capita Direct & Overlapping Debt                            |               | \$3,918             |                      |

(1) Equals gross-debt less self-supporting debt.

(2) Includes the Bonds.

(3) Excludes the interest accreted on outstanding capital appreciation bonds.

Source: Municipal Advisory Council of Texas. The District has not independently verified the accuracy or completeness of such information (except for the amounts relating to the District), and no person should rely upon such information as being accurate or complete.

**PRINCIPAL TAXPAYERS****2019/20 Top Ten Taxpayers <sup>(1) (3)</sup>**

| Name of Taxpayer                   | Type of Business | Taxable Value           | % of Net Valuation |
|------------------------------------|------------------|-------------------------|--------------------|
| XTO Energy Inc                     | Oil & Gas        | \$ 338,480,420          | 7.04%              |
| COG Operating LLC                  | Oil & Gas        | 338,278,020             | 7.04%              |
| Pioneer Natural Resources USA Inc. | Oil & Gas        | 203,564,130             | 4.24%              |
| Apache Corporation                 | Oil & Gas        | 182,627,444             | 3.80%              |
| Fasken Oil And Ranch LTD           | Real Estate      | 169,602,136             | 3.53%              |
| Diamondback E&P LLC                | Oil & Gas        | 157,166,925             | 3.27%              |
| Oncor Electric Delivery Co. LLC    | Electric Utility | 117,989,947             | 2.46%              |
| ConocoPhillips Company             | Oil & Gas        | 108,253,010             | 2.25%              |
| Chevron Midcontinent LP            | Oil & Gas        | 82,581,409              | 1.72%              |
| Sheridan Production Company        | Oil & Gas        | 80,267,676              | 1.67%              |
|                                    |                  | <u>\$ 1,778,811,117</u> | <u>37.01%</u>      |

**2018/19 Top Ten Taxpayers <sup>(2) (3)</sup>**

| Name of Taxpayer                   | Type of Business | Taxable Value           | % of Net Valuation |
|------------------------------------|------------------|-------------------------|--------------------|
| XTO Energy Inc                     | Oil & Gas        | \$ 302,441,928          | 6.93%              |
| COG Operating LLC                  | Oil & Gas        | 248,725,650             | 5.70%              |
| Pioneer Natural Resources USA Inc. | Oil & Gas        | 192,621,817             | 4.41%              |
| Apache Corporation                 | Oil & Gas        | 177,501,834             | 4.07%              |
| Fasken Oil And Ranch LTD           | Real Estate      | 108,664,889             | 2.49%              |
| ConocoPhillips Company             | Oil & Gas        | 97,581,109              | 2.24%              |
| Sheridan Production Company        | Oil & Gas        | 83,577,349              | 1.92%              |
| Oncor Electric Delivery Co. LLC    | Electric Utility | 83,052,890              | 1.90%              |
| Texland Petroleum LP               | Oil & Gas        | 78,610,595              | 1.80%              |
| Chevron Midcontinent LP            | Oil & Gas        | 75,332,150              | 1.73%              |
|                                    |                  | <u>\$ 1,448,110,211</u> | <u>33.19%</u>      |

**2017/18 Top Ten Taxpayers <sup>(2) (3)</sup>**

| Name of Taxpayer                   | Type of Business | Taxable Value           | % of Net Valuation |
|------------------------------------|------------------|-------------------------|--------------------|
| XTO Energy Inc                     | Oil & Gas        | \$ 294,522,291          | 7.43%              |
| Apache Corporation                 | Oil & Gas        | 150,419,519             | 3.79%              |
| Pioneer Natural Resources USA Inc. | Oil & Gas        | 138,388,575             | 3.49%              |
| Fasken Oil And Ranch LTD           | Real Estate      | 113,200,647             | 2.86%              |
| ConocoPhillips Company             | Oil & Gas        | 98,431,730              | 2.48%              |
| COG Operating LLC                  | Oil & Gas        | 93,266,797              | 2.35%              |
| Chevron Midcontinent LP            | Oil & Gas        | 87,162,765              | 2.20%              |
| Texland Petroleum LP               | Oil & Gas        | 80,113,142              | 2.02%              |
| Oncor Electric Delivery Co. LLC    | Electric Utility | 76,097,188              | 1.92%              |
| Sheridan Production Company        | Oil & Gas        | 72,150,114              | 1.82%              |
|                                    |                  | <u>\$ 1,203,752,768</u> | <u>30.36%</u>      |

(1) Source: Andrews County Appraisal District.

(2) Source: Comptroller of Public Accounts - Property Tax Division.

(3) As shown in the tables above, the top ten taxpayers in the District account for in excess of 37% of the District's tax base. Adverse developments in economic conditions, especially in a particular industry in which any one of these large taxpayers participates, could adversely impact these businesses and, consequently, the tax values in the District, resulting in less local tax revenue. If any major taxpayer, or a combination of top taxpayers, were to default in the payment of taxes, the ability of the District to make timely payment of debt service on the Bonds may be dependent on its ability to enforce and liquidate its tax lien, which is a time consuming process that may only occur annually. See "REGISTERED OWNERS' REMEDIES" and "AD VALOREM TAX PROCEDURES – District's Rights in the Event of Tax Delinquencies" in this Official Statement.

**CLASSIFICATION OF ASSESSED VALUATION BY USE CATEGORY**

| <u>Category</u>                            | <u>2019/20</u> <sup>(1)</sup>     | <u>% of Total</u> | <u>2018/19</u> <sup>(2)</sup>     | <u>% of Total</u> | <u>2017/18</u> <sup>(2)</sup>     | <u>% of Total</u> |
|--|-----------------------------------|-------------------|-----------------------------------|-------------------|-----------------------------------|-------------------|
| Real, Residential, Single-Family           | \$ 792,888,327                    | 15.25%            | \$ 742,343,247                    | 15.63%            | \$ 730,648,569                    | 16.76%            |
| Real, Residential, Multi-Family            | 22,698,457                        | 0.44%             | 22,434,066                        | 0.47%             | 22,498,369                        | 0.52%             |
| Real, Vacant Lots/Tracts                   | 13,046,977                        | 0.25%             | 14,375,946                        | 0.30%             | 14,529,229                        | 0.33%             |
| Real, Acreage                              | 151,792,041                       | 2.92%             | 153,280,102                       | 3.23%             | 158,096,581                       | 3.63%             |
| Real, Farm & Ranch Improvements            | 38,101,957                        | 0.73%             | 35,984,413                        | 0.76%             | 29,119,254                        | 0.67%             |
| Real, Commercial & Industrial              | 264,201,708                       | 5.08%             | 249,784,115                       | 5.26%             | 243,005,910                       | 5.58%             |
| Oil & Gas                                  | 3,110,134,599                     | 59.82%            | 2,837,208,248                     | 59.74%            | 2,485,211,073                     | 57.02%            |
| Utilities                                  | 338,762,820                       | 6.52%             | 288,574,036                       | 6.08%             | 248,876,444                       | 5.71%             |
| Tangible Personal, Commercial              | 35,599,879                        | 0.68%             | 41,531,914                        | 0.87%             | 38,279,375                        | 0.88%             |
| Tangible Personal, Industrial              | 399,725,051                       | 7.69%             | 335,471,881                       | 7.06%             | 363,127,246                       | 8.33%             |
| Tangible Personal, Mobile Homes & Other    | 23,612,590                        | 0.45%             | 19,391,449                        | 0.41%             | 18,278,984                        | 0.42%             |
| Tangible Personal, Residential Inventory   | -                                 | 0.00%             | -                                 | 0.00%             | -                                 | 0.00%             |
| Tangible Personal, Special Inventory       | <u>8,545,544</u>                  | <u>0.16%</u>      | <u>9,092,199</u>                  | <u>0.19%</u>      | <u>6,803,325</u>                  | <u>0.16%</u>      |
| <b>Total Appraised Value</b>               | <b>\$ 5,199,109,950</b>           | <b>100.00%</b>    | <b>\$ 4,749,471,616</b>           | <b>100.00%</b>    | <b>\$ 4,358,474,359</b>           | <b>100.00%</b>    |
| <b>Less:</b>                               |                                   |                   |                                   |                   |                                   |                   |
| Homestead Cap Adjustment                   | \$ 16,994,892                     |                   | \$ 16,541,624                     |                   | \$ 25,135,548                     |                   |
| Productivity Loss                          | 136,266,240                       |                   | 137,271,875                       |                   | 141,901,864                       |                   |
| Exemptions                                 | <u>239,992,237</u> <sup>(3)</sup> |                   | <u>232,302,989</u> <sup>(3)</sup> |                   | <u>226,624,076</u> <sup>(3)</sup> |                   |
| Total Exemptions/Deductions <sup>(4)</sup> | <u>\$ 393,253,369</u>             |                   | <u>\$ 386,116,488</u>             |                   | <u>\$ 393,661,488</u>             |                   |
| <b>Net Taxable Assessed Valuation</b>      | <b>\$ 4,805,856,581</b>           |                   | <b>\$ 4,363,355,128</b>           |                   | <b>\$ 3,964,812,871</b>           |                   |

| <u>Category</u>                            | <u>2016/17</u> <sup>(2)</sup>          | <u>% of Total</u> | <u>2015/16</u> <sup>(2)</sup>          | <u>% of Total</u> | <u>2014/15</u> <sup>(2)</sup> | <u>% of Total</u> |
|--|--|-------------------|--|-------------------|-------------------------------|-------------------|
| Real, Residential, Single-Family           | \$ 713,926,945                         | 19.28%            | \$ 679,244,401                         | 13.49%            | \$ 604,639,116                | 8.48%             |
| Real, Residential, Multi-Family            | 18,443,508                             | 0.50%             | 15,637,690                             | 0.31%             | 14,897,080                    | 0.21%             |
| Real, Vacant Lots/Tracts                   | 15,032,007                             | 0.41%             | 15,749,973                             | 0.31%             | 11,529,543                    | 0.16%             |
| Real, Acreage                              | 158,439,015                            | 4.28%             | 158,213,153                            | 3.14%             | 158,670,928                   | 2.22%             |
| Real, Farm & Ranch Improvements            | 29,368,722                             | 0.79%             | 27,815,920                             | 0.55%             | 28,711,316                    | 0.40%             |
| Real, Commercial & Industrial              | 246,537,800                            | 6.66%             | 280,174,834                            | 5.57%             | 270,062,046                   | 3.79%             |
| Oil & Gas                                  | 1,889,849,511                          | 51.03%            | 3,133,417,388                          | 62.24%            | 5,352,554,795                 | 75.04%            |
| Utilities                                  | 207,511,917                            | 5.60%             | 209,959,528                            | 4.17%             | 201,836,790                   | 2.83%             |
| Tangible Personal, Commercial              | 49,111,973                             | 1.33%             | 48,084,511                             | 0.96%             | 35,530,470                    | 0.50%             |
| Tangible Personal, Industrial              | 350,414,207                            | 9.46%             | 442,573,789                            | 8.79%             | 436,534,220                   | 6.12%             |
| Tangible Personal, Mobile Homes & Other    | 18,060,748                             | 0.49%             | 16,462,104                             | 0.33%             | 13,450,720                    | 0.19%             |
| Tangible Personal, Residential Inventory   | 40,854                                 | 0.00%             | 106,086                                | 0.00%             | 127,490                       | 0.00%             |
| Tangible Personal, Special Inventory       | <u>7,009,567</u>                       | <u>0.19%</u>      | <u>6,722,064</u>                       | <u>0.13%</u>      | <u>3,980,790</u>              | <u>0.06%</u>      |
| <b>Total Appraised Value</b>               | <b>\$ 3,703,746,774</b>                | <b>100.00%</b>    | <b>\$ 5,034,161,441</b>                | <b>100.00%</b>    | <b>\$ 7,132,525,304</b>       | <b>100.00%</b>    |
| <b>Less:</b>                               |  |                   |  |                   |                               |                   |
| Homestead Cap Adjustment                   | \$ 32,483,956                          |                   | \$ 44,889,553                          |                   | \$ 45,307,821                 |                   |
| Productivity Loss                          | 141,435,324                            |                   | 142,875,950                            |                   | 146,104,209                   |                   |
| Exemptions                                 | <u>218,857,416</u> <sup>(3)</sup>      |                   | <u>209,082,665</u> <sup>(3)</sup>      |                   | <u>164,988,058</u>            |                   |
| Total Exemptions/Deductions <sup>(4)</sup> | <u>\$ 392,776,696</u>                  |                   | <u>\$ 396,848,168</u>                  |                   | <u>\$ 356,400,088</u>         |                   |
| <b>Net Taxable Assessed Valuation</b>      | <b>\$ 3,310,970,078</b> <sup>(5)</sup> |                   | <b>\$ 4,637,313,273</b> <sup>(5)</sup> |                   | <b>\$ 6,776,125,216</b>       |                   |

(1) Certified Values from the Andrews County Appraisal District as of September 2019.

(2) Source: Comptroller of Public Accounts - Property Tax Division.

(3) The passage of a Texas constitutional amendment on November 3, 2015 increased the homestead exemption from \$15,000 to \$25,000.

(4) Excludes values on which property taxes are frozen for persons 65 years of age or older and disabled taxpayers.

(5) The decline in the District's net taxable assessed values for the 2015 and 2016 tax year was the result of the local economy's concentration in the oil and gas sector which experienced a dramatic worldwide decline.

**PRINCIPAL REPAYMENT SCHEDULE <sup>(1)</sup>**

| <u>Fiscal Year</u><br><u>Ending 8/31</u> | <u>Outstanding</u><br><u>Bonds <sup>(2)</sup></u> | <u>Plus:</u><br><u>The</u><br><u>Bonds</u> | <u>Total <sup>(2)</sup></u> | <u>Bonds</u><br><u>Unpaid</u><br><u>At Year End</u> | <u>Percent of</u><br><u>Principal</u><br><u>Retired</u> |
|--|---|--|-----------------------------|---|---|
| 2020                                     | \$ 4,066,888.40                                   | \$ 1,120,000.00                            | \$ 5,186,888.40             | \$ 23,828,748.75                                    | 17.88%  |
| 2021                                     | 4,023,748.75                                      | -  | 4,023,748.75                | 19,805,000.00                                       | 31.74%  |
| 2022                                     | 4,365,000.00                                      | 200,000.00                                 | 4,565,000.00                | 15,240,000.00                                       | 47.48%  |
| 2023                                     | 2,815,000.00                                      | 210,000.00                                 | 3,025,000.00                | 12,215,000.00                                       | 57.90%  |
| 2024                                     | 1,355,000.00                                      | 220,000.00                                 | 1,575,000.00                | 10,640,000.00                                       | 63.33%  |
| 2025                                     | 350,000.00  | 235,000.00                                 | 585,000.00                  | 10,055,000.00                                       | 65.35%  |
| 2026                                     | 365,000.00  | 245,000.00                                 | 610,000.00                  | 9,445,000.00  | 67.45%  |
| 2027                                     | 380,000.00  | 260,000.00                                 | 640,000.00                  | 8,805,000.00  | 69.65%  |
| 2028                                     | 395,000.00  | 270,000.00                                 | 665,000.00                  | 8,140,000.00  | 71.95%  |
| 2029                                     | 405,000.00  | 285,000.00                                 | 690,000.00                  | 7,450,000.00  | 74.32%  |
| 2030                                     | 420,000.00  | 295,000.00                                 | 715,000.00                  | 6,735,000.00  | 76.79%  |
| 2031                                     | 440,000.00  | 300,000.00                                 | 740,000.00                  | 5,995,000.00  | 79.34%  |
| 2032                                     | 455,000.00  | 310,000.00                                 | 765,000.00                  | 5,230,000.00  | 81.98%  |
| 2033                                     | 475,000.00  | 320,000.00                                 | 795,000.00                  | 4,435,000.00  | 84.72%  |
| 2034                                     | 495,000.00  | 330,000.00                                 | 825,000.00                  | 3,610,000.00  | 87.56%  |
| 2035                                     | 515,000.00  | 340,000.00                                 | 855,000.00                  | 2,755,000.00  | 90.51%  |
| 2036                                     | 535,000.00  | 350,000.00                                 | 885,000.00                  | 1,870,000.00  | 93.56%  |
| 2037                                     | 560,000.00  | 360,000.00                                 | 920,000.00                  | 950,000.00  | 96.73%  |
| 2038                                     | <u>580,000.00</u>                                 | <u>370,000.00</u>                          | <u>950,000.00</u>           | -   | 100.00%   |
| Total                                    | <u>\$ 22,995,637.15</u>                           | <u>\$ 6,020,000.00</u>                     | <u>\$ 29,015,637.15</u>     |   |   |

(1) The Bonds are illustrated on the State of Texas fiscal year end of August 31st, although the District's fiscal year ends June 30th.

(2) Excludes the accreted value of outstanding capital appreciation bonds.

**DEBT SERVICE REQUIREMENTS**

| Fiscal Year<br>Ending 8/31 | Outstanding<br>Debt Service <sup>(1)</sup> | Plus:<br>The Bonds <sup>(2)</sup> |                        |                        | Combined<br>Total <sup>(2) (3)</sup> |
|----------------------------|--|-----------------------------------|------------------------|------------------------|--------------------------------------|
|                            |  | Principal                         | Interest               | Total                  |                                      |
| 2020                       | \$ 5,346,880.51                            | \$ 1,120,000.00                   | \$ 141,416.67          | \$ 1,288,500.00        | \$ 6,635,380.51                      |
| 2021                       | 5,302,320.00                               | -                                 | 160,500.00             | 179,800.00             | 5,482,120.00                         |
| 2022                       | 4,782,157.50                               | 200,000.00                        | 156,825.00             | 374,800.00             | 5,156,957.50                         |
| 2023                       | 3,136,165.00                               | 210,000.00                        | 149,325.00             | 374,550.00             | 3,510,715.00                         |
| 2024                       | 1,620,037.50                               | 220,000.00                        | 141,600.00             | 373,800.00             | 1,993,837.50                         |
| 2025                       | 592,000.00                                 | 235,000.00                        | 133,650.00             | 377,425.00             | 969,425.00                           |
| 2026                       | 594,450.00                                 | 245,000.00                        | 125,475.00             | 375,425.00             | 969,875.00                           |
| 2027                       | 594,550.00                                 | 260,000.00                        | 117,075.00             | 377,800.00             | 972,350.00                           |
| 2028                       | 594,050.00                                 | 270,000.00                        | 108,375.00             | 374,550.00             | 968,600.00                           |
| 2029                       | 590,075.00                                 | 285,000.00                        | 99,450.00              | 378,525.00             | 968,600.00                           |
| 2030                       | 590,600.00                                 | 295,000.00                        | 90,300.00              | 379,825.00             | 970,425.00                           |
| 2031                       | 593,400.00                                 | 300,000.00                        | 80,850.00              | 375,900.00             | 969,300.00                           |
| 2032                       | 590,500.00                                 | 310,000.00                        | 71,100.00              | 376,750.00             | 967,250.00                           |
| 2033                       | 591,900.00                                 | 320,000.00                        | 61,050.00              | 377,300.00             | 969,200.00                           |
| 2034                       | 592,500.00                                 | 330,000.00                        | 50,700.00              | 377,550.00             | 970,050.00                           |
| 2035                       | 592,300.00                                 | 340,000.00                        | 40,050.00              | 377,500.00             | 969,800.00                           |
| 2036                       | 591,300.00                                 | 350,000.00                        | 29,025.00              | 377,150.00             | 968,450.00                           |
| 2037                       | 594,400.00                                 | 360,000.00                        | 17,625.00              | 376,500.00             | 970,900.00                           |
| 2038                       | 591,600.00                                 | 370,000.00                        | 5,925.00               | 375,550.00             | 967,150.00                           |
|                            | <u>\$ 28,481,185.51</u>                    | <u>\$ 6,020,000.00</u>            | <u>\$ 1,780,316.67</u> | <u>\$ 7,869,200.00</u> | <u>\$ 36,350,385.51</u>              |

(1) Includes the accreted value of outstanding capital appreciation bonds.

(2) Includes accrued interest in the amount of \$13,100.00.

(3) Based on its wealth per student, the District does not expect to receive Instructional Allotment nor Existing Debt Allotment state financial assistance for the payment of debt service for the fiscal year 2019/20. The amount of state financial assistance for debt service, if any, may differ substantially each year depending on a variety of factors, including the amount, if any, appropriated for that purpose by the state legislature and a school district's wealth per student. See "CURRENT PUBLIC SCHOOL FINANCE SYSTEM" in the Official Statement.

**TAX ADEQUACY WITH RESPECT TO THE DISTRICT'S BONDS**

|  |                  |
|--|------------------|
| Projected Maximum Debt Service Requirement <sup>(1)</sup>  | \$ 6,635,380.51  |
| Projected State Financial Assistance for Hold Harmless of Increased Homestead Exemption <sup>(2)</sup> | 35,273.00        |
| Projected Net Debt Service Requirement   | \$ 6,600,107.51  |
| \$0.13872 Tax Rate @ 99% Collections Produces  | \$ 6,600,107.80  |
| 2019/20 Certified Net Taxable Assessed Valuation   | \$ 4,805,856,581 |

(1) Includes the Bonds.

(2) The amount of state financial assistance for debt service, if any, may differ substantially each year depending on a variety of factors, including the amount, if any, appropriated for that purpose by the state legislature and a school district's wealth per student. See "CURRENT PUBLIC SCHOOL FINANCE SYSTEM" in the Official Statement. The District will not receive any Instructional Facilities Allotment nor Existing Debt Allotment state aid in 2019/20, but will receive additional state aid for the increase in the homestead exemption which took effect in 2015/16.

**AUTHORIZED BUT UNISSUED BONDS**

Following the issuance of the Bonds, the District will have \$36,000,000 of authorized but unissued bonds from the May 5, 2018 election and \$2,000,000 of authorized but unissued bonds from the May 14, 2011 election. The District may incur other financial obligations payable from its collection of taxes and other sources of revenue, including maintenance tax notes payable from its collection of maintenance taxes, public property finance contractual obligations, delinquent tax notes, and leases for various purposes payable from State appropriations and surplus maintenance taxes.

COMPARATIVE STATEMENT OF GENERAL FUND REVENUES AND EXPENDITURES <sup>(1)</sup>

|  | Fiscal Year Ended June 30th |                      |                      |                      |                      |
|--|-----------------------------|----------------------|----------------------|----------------------|----------------------|
|  | 2014                        | 2015                 | 2016                 | 2017                 | 2018                 |
| <b>Beginning Fund Balance</b>  | \$ 26,980,261               | \$ 24,356,180        | \$ 24,727,004        | \$ 21,797,931        | \$ 22,209,521        |
| <b>Revenues:</b>   |                             |                      |                      |                      |                      |
| Local and Intermediate Sources   | \$ 60,921,013               | \$ 73,091,338        | \$ 49,453,103        | \$ 36,122,262        | \$ 43,428,168        |
| State Program Revenues   | 4,219,253                   | 2,995,253            | 13,415,036           | 13,081,545           | 8,591,109            |
| Federal Sources & Other  | 297,560                     | 183,799              | 138,944              | 172,779              | 181,064              |
| <b>Total Revenues</b>  | \$ 65,437,826               | \$ 76,270,390        | \$ 63,007,083        | \$ 49,376,586        | \$ 52,200,341        |
| <b>Expenditures:</b>   |                             |                      |                      |                      |                      |
| Instruction  | \$ 18,797,888               | \$ 20,289,029        | \$ 21,750,788        | \$ 19,783,052        | \$ 19,760,114        |
| Instructional Resources & Media Services   | 423,638                     | 454,517              | 557,370              | 510,017              | 487,550              |
| Curriculum & Instructional Staff Development   | 46,970                      | 100,926              | 530,395              | 439,678              | 350,451              |
| Instructional Leadership   | 594,804                     | 580,433              | 597,485              | 559,132              | 567,291              |
| School Leadership  | 1,586,064                   | 1,805,730            | 1,820,022            | 1,956,273            | 2,068,399            |
| Guidance, Counseling & Evaluation Services   | 1,113,426                   | 1,095,759            | 1,119,812            | 1,013,161            | 1,082,746            |
| Social Work Services   | 65,690                      | 67,642               | 63,300               | 65,152               | 70,292               |
| Health Services  | 335,233                     | 341,993              | 357,524              | 364,996              | 395,160              |
| Student (Pupil) Transportation   | 987,844                     | 1,016,151            | 1,138,894            | 2,050,905            | 1,042,803            |
| Cocurricular/Extracurricular Activities  | 1,690,334                   | 1,861,997            | 1,910,894            | 1,844,291            | 1,765,348            |
| General Administration   | 1,287,620                   | 1,409,610            | 1,392,947            | 1,315,203            | 1,386,387            |
| Plant Maintenance and Operations   | 4,205,223                   | 4,470,679            | 4,620,790            | 4,519,068            | 4,514,753            |
| Security and Monitoring Services   | 49,928                      | 49,290               | 46,878               | 49,170               | 51,310               |
| Data Processing Services   | 588,719                     | 833,882              | 985,488              | 909,847              | 892,987              |
| Community Services   | 29,312                      | 25,185               | 22,943               | 325,955              | 354,753              |
| Capital Outlay   | 3,948,074                   | 2,294,312            | 390,504              | -                    | -                    |
| Payments to Shared Service Agreements  | 31,622,729                  | 38,523,945           | 27,926,930           | 14,798,670           | 8,393,317            |
| Other Intergovernmental Charges  | 354,980                     | 418,019              | 431,793              | 219,652              | 309,226              |
| <b>Total Expenditures</b>  | \$ 67,728,476               | \$ 75,639,099        | \$ 65,664,757        | \$ 50,724,222        | \$ 43,492,887        |
| Excess (Deficiency) of Revenues<br>over Expenditures                                     | \$ (2,290,650)              | \$ 631,291           | \$ (2,657,674)       | \$ (1,347,636)       | \$ 8,707,454         |
| <b>Other Resources and (Uses):</b>   |                             |                      |                      |                      |                      |
| Operating Transfers In   | \$ 1,487,245                | \$ 1,560,996         | \$ 2,936             | \$ 2,057,004         | \$ 1,625,184         |
| Operating Transfers Out  | (1,823,876)                 | (1,829,933)          | (309,427)            | (302,585)            | (2,352,361)          |
| Sale of Real and Personal Property   | 3,200                       | 8,471                | 10,588               | -                    | 12,923               |
| Other Resources  | -                           | -                    | 24,506               | 4,807                | 14,151               |
| <b>Total Other Resources (Uses)</b>  | \$ (333,431)                | \$ (260,466)         | \$ (271,397)         | \$ 1,759,226         | \$ (700,103)         |
| Excess (Deficiency) of<br>Revenues and Other Sources<br>over Expenditures and Other Uses | \$ (2,624,081)              | \$ 370,825           | \$ (2,929,071)       | \$ 411,590           | \$ 8,007,351         |
| <b>Ending Fund Balance <sup>(2)</sup></b>  | <b>\$ 24,356,180</b>        | <b>\$ 24,727,005</b> | <b>\$ 21,797,933</b> | <b>\$ 22,209,521</b> | <b>\$ 30,216,872</b> |

(1) See "MANAGEMENT'S DISCUSSION AND ANALYSIS - Economic Factors and Next Year's Budgets and Rates" in Appendix D hereto for a discussion of the 2017/18 budget and "CURRENT PUBLIC SCHOOL FINANCE SYSTEM - Possible Effects of Wealth Transfer Provisions on the District's Financial Condition" in the Official Statement.  
(2) The District estimates that the ending Fund Balance as of June 30, 2019 is approximately \$33,000,000.

CHANGE IN NET ASSETS <sup>(1)</sup>

|  | Fiscal Year Ended June 30th |                                      |                       |                                  |                                       |
|--|-----------------------------|--------------------------------------|-----------------------|----------------------------------|---------------------------------------|
|  | 2014                        | 2015                                 | 2016                  | 2017                             | 2018                                  |
| <b>Revenues:</b>                           |                             |                                      |                       |                                  |                                       |
| <b>Program Revenues:</b>                   |                             |                                      |                       |                                  |                                       |
| Charges for Services                       | \$ 973,443                  | \$ 1,297,407                         | \$ 1,133,433          | \$ 1,149,569                     | \$ 1,655,593                          |
| Operating Grants and Contributions         | 3,867,928                   | 4,312,576                            | 4,565,738             | 4,208,747                        | (2,663,047)                           |
| <b>General Revenues:</b>                   |                             |                                      |                       |                                  |                                       |
| Property Taxes Levied for General Purposes | 60,805,048                  | 72,452,554                           | 48,970,064            | 35,164,934                       | 41,434,860                            |
| Property Taxes Levied for Debt Service     | 6,309,949                   | 7,519,208                            | 5,082,506             | 4,644,471                        | 5,472,613                             |
| Grants and Contributions Not Restricted    | 3,135,292                   | 1,694,062                            | 12,740,274            | 11,764,248                       | 7,027,601                             |
| Investment Earnings                        | 69,911                      | 96,431                               | 150,435               | 209,099                          | 532,400                               |
| Miscellaneous                              | 481,067                     | 300,383                              | 388,894               | 998,282                          | 563,382                               |
| Other Income                               | -                           | 8,471                                | 35,094                | 4,807                            | 27,074                                |
| <b>Total Revenue</b>                       | <b>\$ 75,642,638</b>        | <b>\$ 87,681,092</b>                 | <b>\$ 73,066,438</b>  | <b>\$ 58,144,157</b>             | <b>\$ 54,050,476</b>                  |
| <b>Expenses:</b>                           |                             |                                      |                       |                                  |                                       |
| Instruction                                | \$ 23,286,129               | \$ 24,825,558                        | \$ 28,168,180         | \$ 25,939,522                    | \$ 17,935,978                         |
| Instruction Resources & Media Services     | 415,320                     | 447,208                              | 580,562               | 543,447                          | 314,662                               |
| Curriculum & Staff Development             | 46,970                      | 100,926                              | 546,455               | 450,528                          | 242,081                               |
| Instructional Leadership                   | 586,486                     | 570,577                              | 622,682               | 594,155                          | 457,429                               |
| School Leadership                          | 1,658,560                   | 1,920,416                            | 1,969,660             | 2,131,420                        | 1,255,530                             |
| Guidance, Counseling & Evaluation Services | 1,190,081                   | 1,217,919                            | 1,241,872             | 1,331,060                        | 884,825                               |
| Social Services                            | 65,690                      | 62,549                               | 65,975                | 67,006                           | 44,417                                |
| Health Services                            | 331,074                     | 337,066                              | 371,061               | 385,492                          | 195,522                               |
| Student Transportation                     | 1,191,283                   | 1,253,890                            | 1,443,447             | 2,365,708                        | 1,005,132                             |
| Food Service                               | 2,114,310                   | 2,230,810                            | 2,257,390             | 2,325,250                        | 1,798,147                             |
| Cocurricular/Extracurricular Activities    | 1,887,432                   | 2,162,371                            | 2,275,715             | 2,278,746                        | 1,809,388                             |
| General Administration                     | 1,273,554                   | 1,395,157                            | 1,436,679             | 1,389,356                        | 1,001,580                             |
| Plant Maintenance & Operations             | 4,146,997                   | 4,046,333                            | 4,708,692             | 3,658,398                        | 3,570,168                             |
| Security and Monitoring Services           | 49,928                      | 46,909                               | 45,624                | 59,487                           | 50,286                                |
| Data Processing Services                   | 584,559                     | 831,336                              | 1,005,846             | 922,808                          | 715,300                               |
| Community Services                         | 29,312                      | 25,185                               | 23,082                | 332,641                          | 253,311                               |
| Interest on Long-term Debt                 | 921,725                     | 1,085,113                            | 786,277               | 672,722                          | 615,774                               |
| Bond Issuance Cost and Fees                | 550                         | 71,690                               | 1,050                 | 85,887                           | 750                                   |
| Capital Outlay                             | 394,004                     | -                                    | -                     | -                                | -                                     |
| Payments to Shared Service Agreements      | 31,622,729                  | 38,523,945                           | 27,926,930            | 14,798,670                       | 8,393,317                             |
| Other Intergovernmental Charges            | 354,980                     | 418,019                              | 431,793               | 219,652                          | 309,226                               |
| Business-Type Activities - Enterprise Fund | 320                         | 316                                  | 822                   | 360                              | 610                                   |
| <b>Total Expenditures</b>                  | <b>\$ 72,151,993</b>        | <b>\$ 81,573,293</b>                 | <b>\$ 75,909,794</b>  | <b>\$ 60,552,315</b>             | <b>\$ 40,853,433</b>                  |
| <b>Change in Net Assets</b>                | <b>\$ 3,490,645</b>         | <b>\$ 6,107,799</b>                  | <b>\$ (2,843,356)</b> | <b>\$ (2,408,158)</b>            | <b>\$ 13,197,043</b>                  |
| <b>Beginning Net Assets</b>                | <b>\$ 62,866,223</b>        | <b>\$ 68,789,964</b>                 | <b>\$ 60,880,166</b>  | <b>\$ 58,472,007</b>             | <b>\$ 68,290,796</b>                  |
| <b>Prior Period Adjustment</b>             | <b>\$ (184,058)</b>         | <b>\$ (5,066,442)</b> <sup>(2)</sup> | <b>\$ -</b>           | <b>\$ 685,500</b> <sup>(3)</sup> | <b>\$ (23,417,814)</b> <sup>(4)</sup> |
| <b>Ending Net Assets</b>                   | <b>\$ 66,172,810</b>        | <b>\$ 69,831,321</b>                 | <b>\$ 58,036,810</b>  | <b>\$ 56,749,349</b>             | <b>\$ 58,070,025</b>                  |

(1) The foregoing information represents government-wide financial information provided in accordance with GASB 34, which the District adopted for the 2002 fiscal year.

(2) The 2015 prior period adjustment was the result of recording the net pension liability in accordance with GASB Statement 68.

(3) During the fiscal year 2016, the District had acquired certain capital equipment and had failed to capitalize the assets in its government-wide financial statements. Therefore, capital assets were understated and the net position was also understated by \$685,500.

(4) The 2018 prior period adjustment was the result of the District implementing GASB Statement No. 75 for Other Post-Employment Benefits.



**APPENDIX B**

**GENERAL INFORMATION REGARDING THE DISTRICT  
AND ITS ECONOMY**

(this page intentionally left blank)

# ANDREWS INDEPENDENT SCHOOL DISTRICT

## General and Economic Information

Andrews Independent School District (the "District") has coterminous boundaries with Andrews County, Texas ("Andrews County"). The City of Andrews, Texas is the county seat and principal commercial center located on U.S. Highway 385. Many residents work in the Midland, Texas and Odessa, Texas areas.

Andrews County is a west Texas County bordering the State of New Mexico in the Permian Basin with an economy based on mineral production and agriculture.

Source: Texas Municipal Report for the District and Andrews County.

### Enrollment Statistics

| <u>Year Ending 6/30</u> | <u>Enrollment</u> |
|-------------------------|-------------------|
| 2009                    | 3,094             |
| 2010                    | 3,125             |
| 2011                    | 3,209             |
| 2012                    | 3,338             |
| 2013                    | 3,514             |
| 2014                    | 3,777             |
| 2015                    | 3,916             |
| 2016                    | 3,862             |
| 2017                    | 3,946             |
| 2018                    | 4,096             |
| 2019                    | 4,316             |
| Current                 | 4,389             |

### District Staff

|                                     |           |
|-------------------------------------|-----------|
| Teachers                            | 277       |
| Auxiliary Personnel                 | 120       |
| Teachers' Aides & Secretaries       | 116       |
| Administrators                      | 25        |
| Other (Librarians, Counselors, RNs) | <u>45</u> |
|                                     | 583       |

### Facilities

| <u>Campus</u>               | <u>Grades</u> | <u>Present Enrollment</u> | <u>Capacity</u> | <u>Year Built</u> | <u>Year of Addition/<br/>Renovation</u> |
|-----------------------------|---------------|---------------------------|-----------------|-------------------|---|
| Clearfork Elementary School | PK-1          | 823                       | 940             | 1985              | 2014                                    |
| Devonian Elementary School  | 2-3           | 670                       | 840             | 2008              | 2014                                    |
| Underwood Elementary School | 4-5           | 649                       | 840             | 2008              | 2014                                    |
| Andrews Middle School       | 6-8           | 1,027                     | 900             | 1975              | 2006                                    |
| Andrews High School         | 9-12          | 1,181                     | 1,180           | 1962              | 2014                                    |
| Andrews Education Center    | 10-12         | 39                        | 50              | 1954              | 1975                                    |

### Principal Employers within the District

| <u>Name of Company</u>    | <u>Type of Business</u>  | <u>Number of Employees</u> |
|---------------------------|--------------------------|----------------------------|
| Andrews ISD               | Education                | 583                        |
| Permian General Hospital  | Medical                  | 350                        |
| Kirby West Company        | Vacuum Cleaner Assembler | 250                        |
| Andrews County            | Municipality             | 153                        |
| Key Energy Services       | Oil Field Service        | 145                        |
| Waste Control Specialists | Waste Disposal           | 130                        |
| Nabors Well Service       | Oil Field Service        | 100                        |
| Basic Energy Services     | Oil Field Service        | 100                        |
| Dennis Porter Inc.        | Retail                   | 75                         |
| TESSCO                    | Electrical Contractors   | 70                         |

### Unemployment Rates

|                | <u>July<br/>2017</u> | <u>July<br/>2018</u> | <u>July<br/>2019</u> |
|----------------|----------------------|----------------------|----------------------|
| Andrews County | 3.0%                 | 2.5%                 | 2.4%                 |
| State of Texas | 4.5%                 | 4.1%                 | 3.7%                 |

Source: Texas Workforce Commission

(this page intentionally left blank)

**APPENDIX C**

**FORM OF LEGAL OPINION OF BOND COUNSEL**

(this page intentionally left blank)

**Proposed Form of Opinion of Bond Counsel**

*An opinion in substantially the following form will be delivered by McCall, Parkhurst & Horton L.L.P., Bond Counsel, upon the delivery of the Bonds, assuming no material changes in facts or law.*

**ANDREWS INDEPENDENT SCHOOL DISTRICT  
UNLIMITED TAX SCHOOL BUILDING BONDS, SERIES 2019**

**IN THE AGGREGATE PRINCIPAL AMOUNT OF \$6,020,000**

---

**AS BOND COUNSEL** for the Andrews Independent School District (the "*Issuer*"), the issuer of the Bonds described above (the "*Bonds*"), we have examined into the legality and validity of the Bonds, which bear interest from the dates specified in the text of the Bonds, at the rates and payable on the dates as stated in the text of the Bonds, maturing, unless redeemed prior to maturity in accordance with the terms of the Bonds, all in accordance with the terms and conditions stated in the text of the Bonds.

**WE HAVE EXAMINED** the applicable and pertinent provisions of the Constitution and laws of the State of Texas, and a transcript of certified proceedings of the Issuer, and other pertinent instruments authorizing and relating to the issuance of the Bonds, including executed Bond Numbered T-1.

**BASED ON SAID EXAMINATION, IT IS OUR OPINION** that the Bonds have been authorized and issued and the Bonds delivered concurrently with this opinion have been duly delivered and that, assuming due authentication, Bonds issued in exchange therefore will have been duly delivered, in accordance with law, and that the Bonds, except as may be limited by laws applicable to the Issuer relating to bankruptcy, reorganization and other similar matters affecting creditors' rights generally, and by general principles of equity and sovereign immunity of political subdivisions which permit the exercise of judicial discretion, constitute valid and legally binding obligations of the Issuer, and ad valorem taxes sufficient to provide for the payment of the interest on and principal of the Bonds have been levied and pledged for such purpose, without limit as to rate or amount.

**IT IS FURTHER OUR OPINION**, except as discussed below, that the interest on the Bonds is excludable from the gross income of the owners for federal income tax purposes under the statutes, regulations, published rulings, and court decisions existing on the date of this opinion. We are further of the opinion that the Bonds are not "specified private activity bonds" and that, accordingly, interest on the Bonds will not be included as an individual or corporate alternative minimum tax preference item under section 57(a)(5) of the Internal Revenue Code of 1986 (the "*Code*"). Except as stated above, we express no opinion as to any other federal, state, or local tax consequences of acquiring, carrying, owning, or disposing of the Bonds.



**IN EXPRESSING THE AFOREMENTIONED OPINIONS**, we have relied on and assume continuing compliance with, certain representations contained in the federal tax certificate of the Issuer and covenants set forth in the order adopted by the Issuer to authorize the issuance of the Bonds, relating to, among other matters, the use of the project being financed and the investment and expenditure of the proceeds and certain other amounts used to pay or to secure the payment of debt service on the Bonds and the certificate with respect to arbitrage by the Commissioner of Education regarding the allocation and investment of certain investments in the Permanent School Fund, the accuracy of which we have not independently verified. We call your attention to the fact that if such representations are determined to be inaccurate or if the Issuer fails to comply with such covenants, interest on the Bonds may become includable in gross income retroactively to the date of issuance of the Bonds.

**EXCEPT AS STATED ABOVE**, we express no opinion as to any other federal, state or local tax consequences of acquiring, carrying, owning or disposing of the Bonds. We express no opinion as to any insurance policies issued with respect to the payments due for the principal of and interest on the Bonds, nor as to any such insurance policies issued in the future.

**OUR OPINIONS ARE BASED ON EXISTING LAW**, which is subject to change. Such opinions are further based on our knowledge of facts as of the date hereof. We assume no duty to update or supplement our opinions to reflect any facts or circumstances that may thereafter come to our attention or to reflect any changes in any law that may thereafter occur or become effective. Moreover, our opinions are not a guarantee of result and are not binding on the Internal Revenue Service (the "Service"); rather, such opinions represent our legal judgment based upon our review of existing law and in reliance upon the representations and covenants referenced above that we deem relevant to such opinions. The Service has an ongoing audit program to determine compliance with rules that relate to whether interest on state or local obligations is includable in gross income for federal income tax purposes. No assurance can be given whether or not the Service will commence an audit of the Bonds. If an audit is commenced, in accordance with its current published procedures the Service is likely to treat the Issuer as the taxpayer. We observe that the Issuer has covenanted not to take any action, or omit to take any action within its control, that if taken or omitted, respectively, may result in the treatment of interest on the Bonds as includable in gross income for federal income tax purposes.

**OUR SOLE ENGAGEMENT** in connection with the issuance of the Bonds is as Bond Counsel for the Issuer, and, in that capacity, we have been engaged by the Issuer for the sole purpose of rendering our opinions with respect to the legality and validity of the Bonds under the Constitution and laws of the State of Texas, and with respect to the exclusion from gross income of the interest on the Bonds for federal income tax purposes, and for no other reason or purpose. The foregoing opinions represent our legal judgment based upon a review of existing legal authorities that we deem relevant to render such opinions and are not a guarantee of a result. We have not been requested to investigate or verify, and have not independently investigated or verified, any records, data, or other





material relating to the financial condition or capabilities of the Issuer, or the disclosure thereof in connection with the sale of the Bonds, and have not assumed any responsibility with respect thereto. We express no opinion and make no comment with respect to the marketability of the Bonds and have relied solely on certificates executed by officials of the Issuer as to the current outstanding indebtedness of, and assessed valuation of taxable property within the Issuer. Our role in connection with the Issuer's Official Statement prepared for use in connection with the sale of the Bonds has been limited as described therein.

Respectfully,

(this page intentionally left blank)

**APPENDIX D**

**AUDITED FINANCIAL REPORT  
FISCAL YEAR ENDED JUNE 30, 2018**

(this page intentionally left blank)

**ANDREWS INDEPENDENT SCHOOL DISTRICT  
ANNUAL FINANCIAL REPORT  
FOR THE YEAR ENDED JUNE 30, 2018**

THIS PAGE LEFT BLANK INTENTIONALLY

**Comprehensive  
Annual Financial Report**

**For the Fiscal Year Ended  
June 30, 2018**

**ANDREWS INDEPENDENT SCHOOL DISTRICT**

405 NW 3<sup>rd</sup> Street, Andrews, Texas 79714

---

**Prepared By the AISD Business Office**

**BILL BUTLER, JR.**  
Business Manager

**KIM LONG  
MANDY PACE  
MARI RATLIFF  
MAEGAN MCKENZIE  
REBEKAH DOMINGUEZ**  
Accounting Department

THIS PAGE LEFT BLANK INTENTIONALLY



ANDREWS INDEPENDENT SCHOOL DISTRICT  
ANNUAL FINANCIAL REPORT  
FOR THE YEAR ENDED JUNE 30, 2018

TABLE OF CONTENTS

| <u>Exhibit</u>  | <u>Page</u> |
|---|-------------|
| Certificate of Board  | i           |
| Organizational Chart  | ii          |
| Principal Officials and Advisors  | ii          |
| Independent Auditor's Report  | 1           |
| Management's Discussion and Analysis  | 3           |
| <br>  |             |
| <b><u>Basic Financial Statements</u></b>  |             |
| Government Wide Statements:   |             |
| A-1 Statement of Net Position   | 13          |
| B-1 Statement of Activities   | 14          |
| Governmental Fund Financial Statements:   |             |
| C-1 Balance Sheet   | 17          |
| C-2 Reconciliation for C-1  | 18          |
| C-3 Statement of Revenues, Expenditures, and Changes in Fund Balance                  | 20          |
| C-4 Reconciliation for C-3  | 21          |
| Proprietary Fund Financial Statements:  |             |
| D-1 Statement of Net Position   | 22          |
| D-2 Statement of Revenues, Expenses, and Changes in Fund Net Position                 | 23          |
| D-3 Statement of Cash Flows   | 24          |
| Fiduciary Fund Financial Statements:  |             |
| E-1 Statement of Fiduciary Net Position   | 25          |
| Notes to the Financial Statements   | 26          |
| <br>  |             |
| <b><u>Required Supplementary Information</u></b>                                      |             |
| G-1 Budgetary Comparison Schedule - General Fund                                      | 57          |
| G-6 Schedule of the District's Proportionate Share of the Net Pension Liability (TRS) | 58          |
| G-7 Schedule of District Contributions to TRS Pension Plan                            | 59          |
| G-8 Schedule of the District's Proportionate Share of the Net OPEB Liability (TRS)    | 60          |
| G-9 Schedule of District Contributions to the TRS OPEB Plan                           | 61          |
| Notes to Required Supplementary Information   | 62          |
| <br>  |             |
| <b><u>Combining and Other Schedules</u></b>   |             |
| Nonmajor Governmental Funds:  |             |
| H-1 Combining Balance Sheet   | 66          |
| H-2 Combining Statement of Revenues, Expenditures, and Changes in Fund Balances       | 70          |
| Agency Funds:   |             |
| H-9 Combining Statement of Changes in Assets and Liabilities - Agency Funds           | 73          |
| <br>  |             |
| <b><u>Required TEA Schedules</u></b>  |             |
| J-1 Schedule of Delinquent Taxes  | 74          |
| J-3 Fund Balance and Cash Flow Calculation Worksheet (Optional)                       | 76          |
| J-4 Budgetary Comparison Schedule - Child Nutrition Fund                              | 77          |
| J-5 Budgetary Comparison Schedule - Debt Service Fund                                 | 78          |

TABLE OF CONTENTS (CONTINUED)

| <u>Exhibit</u> |  | <u>Page</u> |
|----------------|--|-------------|
|                | <b><u>Reports on Compliance, Internal Control, and Federal Awards</u></b>  |             |
|                | Report on Internal Control Over Financial Reporting and Compliance Based<br>on an audit of Financial Statements Performed in Accordance with<br><i>Government Auditing Standards</i> | 82          |
|                | Report on Compliance with Requirements Applicable to Each Major Program<br>and Report on Internal Control Over Compliance as Required by Uniform Guidance                            | 84          |
|                | Schedule of Findings and Questioned Costs  | 86          |
|                | Schedule of Status of Prior Findings   | 87          |
| K-1            | Schedule of Expenditures of Federal Awards   | 88          |
|                | Notes to Schedule of Expenditures of Federal Awards  | 89          |
| L-1            | Schools First Questionnaire  | 90          |

CERTIFICATE OF BOARD

Andrews Independent School District  
Name of School District

Andrews  
County

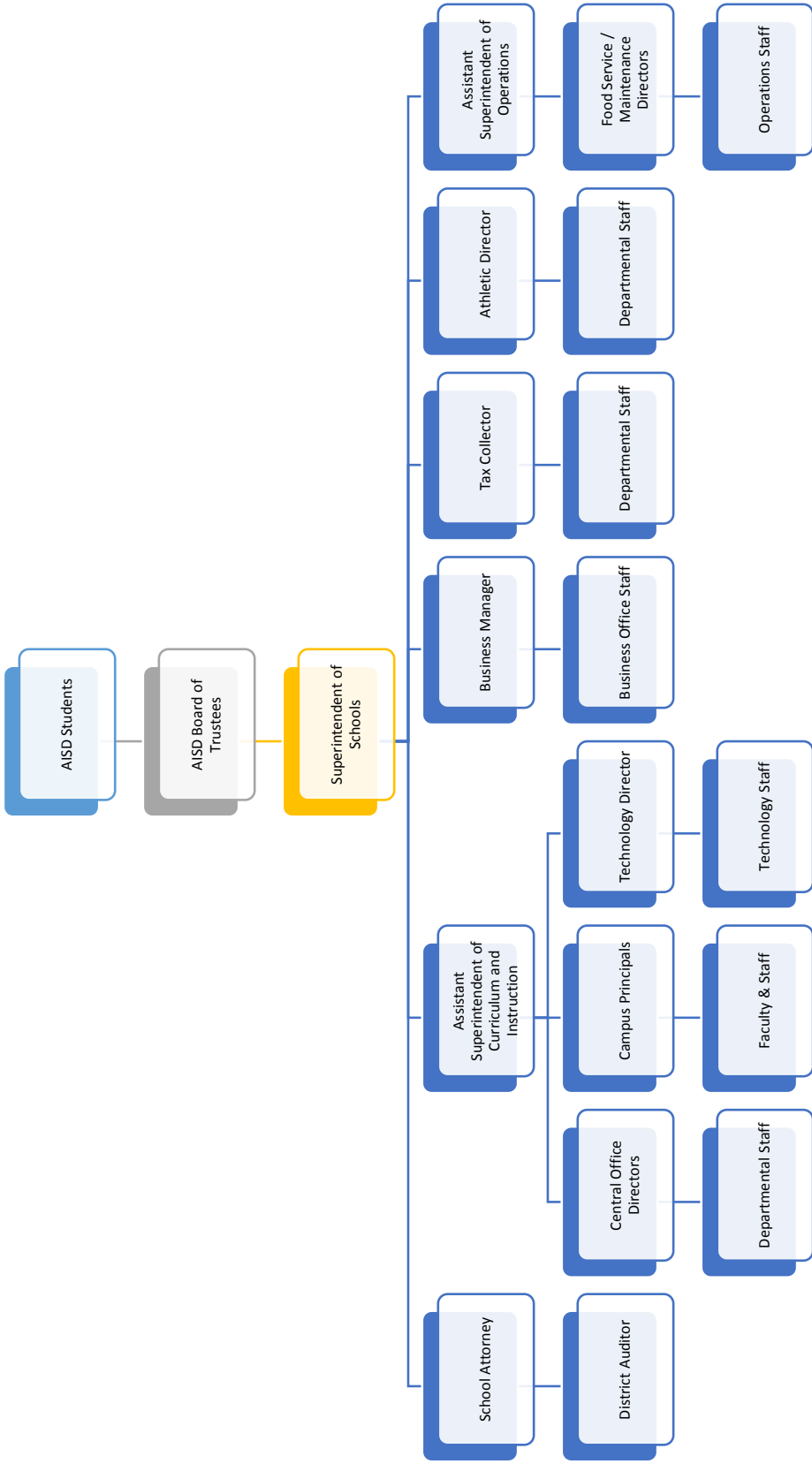
002901  
Co.-Dist. Number

We, the undersigned, certify that the attached annual financial reports of the above-named school district were reviewed and (check one)  X  approved \_\_\_\_\_ disapproved for the year ended June 30, 2018 at a meeting of the Board of Trustees of such school district on the 13th of November, 2018.

C. Pochterman  
Signature of Board Secretary

Kari Walinder  
Signature of Board President

Andrews Independent School District  
 Organizational Chart  
 2017 - 2018



# ANDREWS INDEPENDENT SCHOOL DISTRICT

## Principal Officials and Advisors

### Board of Trustees

Kari Walinder  
Charles Simpson  
Cindy Tochterman  
Jim Leach  
Joe Barnes  
Dr. Charlie Mohr  
Samantha Valenzuela

President  
Vice-President  
Secretary  
Board Member  
Board Member  
Board Member  
Board Member

### Consultants and Advisors

Wayne M. Manning, CPA Inc.  
Buechler & Associates P.C.  
McCall, Parkhurst & Horton LLP  
SAMCO Capital Markets, Inc.  
The National Bank of Andrews

Independent Auditor  
General Counsel  
Bond Counsel  
Financial Advisor  
Official Depository

THIS PAGE LEFT BLANK INTENTIONALLY

### Independent Auditor's Report

Board of Trustees  
Andrews Independent School District  
405 N.W. 3rd Street  
Andrews, Texas 79714

Members of the Board:

#### **Report on the Financial Statements**

We have audited the accompanying financial statements of the governmental activities, the business-type activities, each major fund, and the aggregate remaining fund information of Andrews Independent School District (the "District") as of and for the year ended June 30, 2018, and the related notes to the financial statements, which collectively comprise the District's basic financial statements as listed in the table of contents.

#### **Management's Responsibility for the Financial Statements**

Management is responsible for the preparation and fair presentation of these financial statements in accordance with accounting principles generally accepted in the United States of America; this includes the design, implementation, and maintenance of internal control relevant to the preparation and fair presentation of financial statements that are free from material misstatement, whether due to fraud or error.

#### **Auditor's Responsibility**

Our responsibility is to express opinions on these financial statements based on our audit. We conducted our audit in accordance with auditing standards generally accepted in the United States of America and the standards applicable to financial audits contained in *Government Auditing Standards*, issued by the Comptroller General of the United States. Those standards require that we plan and perform the audit to obtain reasonable assurance about whether the financial statements are free from material misstatement.

An audit involves performing procedures to obtain audit evidence about the amounts and disclosures in the financial statements. The procedures selected depend on the auditor's judgment, including the assessment of the risks of material misstatement of the financial statements, whether due to fraud or error. In making those risk assessments, the auditor considers internal control relevant to the entity's preparation and fair presentation of the financial statements in order to design audit procedures that are appropriate in the circumstances, but not for the purpose of expressing an opinion on the effectiveness of the entity's internal control. Accordingly, we express no such opinion. An audit also includes evaluating the appropriateness of accounting policies used and the reasonableness of significant accounting estimates made by management, as well as evaluating the overall presentation of the financial statements.

We believe that the audit evidence we have obtained is sufficient and appropriate to provide a basis for our audit opinions.

#### **Opinions**

In our opinion, the financial statements referred to above present fairly, in all material respects, the respective financial position of the governmental activities, the business-type activities, each major fund, and the aggregate remaining fund information of Andrews Independent School District as of June 30, 2018, and the respective changes in financial position and, where applicable, cash flows thereof for the year then ended in accordance with accounting principles generally accepted in the United States of America.

#### **Emphasis of Matter**

As described in Note K to the financial statements, in 2018, Andrews Independent School District adopted new accounting guidance, GASB Statement No. 75, *Accounting and Financial Reporting for Postemployment Benefits Other Than Pensions*. Our opinion is not modified with respect to this matter.

## **Other Matters**

### *Required Supplementary Information*

Accounting principles generally accepted in the United States of America require that the management's discussion and analysis, budgetary comparison schedule-general fund, and the GASB-required supplementary pension and OPEB information as listed in the table of contents, be presented to supplement the basic financial statements. Such information, although not a part of the basic financial statements, is required by the Governmental Accounting Standards Board, who considers it to be an essential part of financial reporting for placing the basic financial statements in an appropriate operational, economic, or historical context. We have applied certain limited procedures to the required supplementary information in accordance with auditing standards generally accepted in the United States of America, which consisted of inquiries of management about the methods of preparing the information and comparing the information for consistency with management's responses to our inquiries, the basic financial statements, and other knowledge we obtained during our audit of the basic financial statements. We do not express an opinion or provide any assurance on the information because the limited procedures do not provide us with sufficient evidence to express an opinion or provide any assurance.

### *Other Information*


Our audit was conducted for the purpose of forming opinions on the financial statements that collectively comprise the District's basic financial statements. The combining and other statements are presented for purposes of additional analysis and are not a required part of the basic financial statements. The schedule of expenditures of federal awards is presented for purposes of additional analysis as required by Title 2 U.S. *Code of Federal Regulations* (CFR) Part 200, *Uniform Administrative Requirements, Cost Principles, and Audit Requirements for Federal Awards*, and is also not a required part of the basic financial statements.

The combining and other statements and the schedule of expenditures of federal awards are the responsibility of management and were derived from and relate directly to the underlying accounting and other records used to prepare the basic financial statements. Such information has been subjected to the auditing procedures applied in the audit of the basic financial statements and certain additional procedures, including comparing and reconciling such information directly to the underlying accounting and other records used to prepare the basic financial statements or to the basic financial statements themselves, and other additional procedures in accordance with auditing standards generally accepted in the United States of America. In our opinion, the combining and other statements and the schedule of expenditures of federal awards are fairly stated, in all material respects, in relation to the basic financial statements as a whole.

The required TEA schedules have not been subjected to the auditing procedures applied in the audit of the basic financial statements and accordingly, we do not express an opinion or provide any assurance on them.

### **Other Reporting Required by *Government Auditing Standards***

In accordance with *Government Auditing Standards*, we have also issued our report dated October 19, 2018 on our consideration of the District's internal control over financial reporting and on our tests of its compliance with certain provisions of laws, regulations, contracts and grant agreements, and other matters. The purpose of that report is solely to describe the scope of our testing of internal control over financial reporting and compliance and the results of that testing and not to provide an opinion on the effectiveness of the District's internal control over financial reporting or on compliance. That report is an integral part of an audit performed in accordance with *Government Auditing Standards* in considering the District's internal control over financial reporting and compliance.

A handwritten signature in blue ink that reads "Wayne M. Manning, CPA". The signature is written in a cursive style.

Wayne M. Manning, CPA  
Andrews, Texas  
October 19, 2018



**ANDREWS INDEPENDENT SCHOOL DISTRICT  
MANAGEMENT'S DISCUSSION AND ANALYSIS  
FOR THE YEAR ENDED JUNE 30, 2018**

As management of Andrews Independent School District, we offer readers of the District's annual financial report this narrative overview and analysis of the financial activities of the District for the year ended June 30, 2018. Please read it in conjunction with the independent auditors' report and the District's basic financial statements, which follow this section.

**FINANCIAL HIGHLIGHTS**

- General revenues accounted for \$55,057,930 and program-specific revenues in the form of charges for services and grants and contributions accounted for \$(1,012,246). (*See Note W in the Notes to the Financial Statements regarding the negative on-behalf reporting as a result of GASB 68 and 75.*)
- The District had \$40,852,823 in expenses related to governmental activities; \$(1,012,246) of these expenses were offset by program-specific charges for services or grants and contributions. (*See Note W in the Notes to the Financial Statements regarding the negative on-behalf reporting as a result of GASB 68 and 75.*) General revenues of \$55,057,930 were adequate to provide for the remaining cost of these programs, resulting in an \$13,192,861 increase in net position.
- The General Fund reported an ending fund balance of \$30,216,872. This was an \$8,007,351 increase from the prior year.
- At the end of the current fiscal period, the District's governmental funds reported combined ending fund balances of \$34,469,012, an increase of \$7,119,433 from the prior year. Over 91% of this total amount or \$31,652,253 is unassigned and available for use within the District's commitments and policies.
- The total cost of the District's programs decreased due to a planned reduction in maintenance and operational expenses.

**OVERVIEW OF THE FINANCIAL STATEMENTS**

This financial report consists of three parts—management's discussion and analysis (this section), the basic financial statements, and required supplementary information. The basic financial statements include two kinds of statements that present different views of the District.

- The first two statements are government-wide financial statements that provide both long-term and short-term information about the District's overall financial status.
- The remaining statements are fund financial statements that focus on individual parts of the government, reporting the District's operations in more detail than the government-wide statements.
- The governmental funds statements focus on how general government services were financed in the short-term as well as what remains for future spending.
- Proprietary fund statements offer short-term and long-term financial information about the activities the government operates like businesses, such as the District's concession stands.
- Fiduciary fund statements provide information about the financial relationships in which the District acts solely as a trustee or agent for the benefit of others, to whom the resources in question belong.

**ANDREWS INDEPENDENT SCHOOL DISTRICT  
MANAGEMENT’S DISCUSSION AND ANALYSIS (Continued)  
FOR THE YEAR ENDED JUNE 30, 2018**

The basic financial statements also include notes that explain some of the information in the basic financial statements and provide more detailed data. The statements are followed by a section of required supplementary information that further explains and supports the information in the basic financial statements. Figure A-1 summarizes the major features of the District’s basic financial statements including the portion of the District government they cover and the types of information they contain. The remainder of this overview section of management’s discussion and analysis explains the structure and contents of each of the statements.

**Figure A-1. Major Features of the District's Government-wide and Fund Financial Statements**

| <i>Type of Statements</i>                     | <b>Government-wide</b>   | <b>Governmental Funds</b>  | <b>Proprietary Funds</b>   | <b>Fiduciary Funds</b>   |
|---|--|--|--|--|
| <i>Scope</i>                                  | Entire Agency’s government (except fiduciary funds) and the Agency’s component units | The activities of the district that are not proprietary or fiduciary   | Activities the district operates similar to private businesses: self-insurance   | Instances in which the district is the trustee or agent for someone else’s resources   |
| <i>Required financial statements</i>          | Statement of net position<br><br>Statement of activities                             | Balance sheet<br><br>Statement of revenues, expenditures & changes in fund balance   | Statement of net position<br><br>Statement of revenues, expenses and changes in fund net position<br><br>Statement of cash flows | Statement of fiduciary net position<br><br>Statement of changes in fiduciary fund net position   |
| <i>Accounting basis and measurement focus</i> | Accrual accounting and economic resources focus                                      | Modified accrual accounting and current financial resources focus  | Accrual accounting and economic resources focus  | Accrual accounting and economic resources focus  |
| <i>Type of asset/liability information</i>    | All assets and liabilities, both financial and capital, short-term and long-term     | Only assets expected to be used up and liabilities that come due during the year or soon thereafter; no capital assets included  | All assets and liabilities, both financial and capital, and short-term and long-term   | All assets and liabilities, both short-term and long-term; the Agency’s funds do not currently contain capital assets, although they can |
| <i>Type of inflow/outflow information</i>     | All revenues and expenses during year, regardless of when cash is received or paid   | Revenues for which cash is received during or soon after the end of the year; expenditures when goods or services have been received and payment is due during the year or soon thereafter | All revenues and expenses during year, regardless of when cash is received or paid   | All revenues and expenses during year, regardless of when cash is received or paid   |

**GOVERNMENT-WIDE STATEMENTS**

The government-wide statements report information about the District as a whole using accounting methods similar to those used by private sector companies. The statement of net position includes all of the government’s assets and liabilities. All of the current year’s revenues and expenses are accounted for in the statement of activities regardless of when cash is received or paid.

The two government-wide statements report the District’s net position and how it has changed. Net position—the difference between the District’s assets and liabilities—is one way to measure the District’s financial health or position.

- Over time, increases or decreases in the District’s net position is an indicator of whether its financial health is improving or deteriorating, respectively.
- To assess the overall health of the District, one needs to consider additional nonfinancial factors such as changes in the District’s tax base and student population.

The government-wide financial statements of the District are divided into two categories:

*Governmental activities* - Most of the District’s basic services are included here, such as instruction, extracurricular activities, curriculum and staff development, health services and general administration. Property taxes and grants finance most of these activities.

*Business-type activities* - The District charges fees to customers to help it cover the costs of certain services it provides. The District’s concession fund, school supply sales and yearbook sales funds are included here.

**ANDREWS INDEPENDENT SCHOOL DISTRICT  
MANAGEMENT'S DISCUSSION AND ANALYSIS (Continued)  
FOR THE YEAR ENDED JUNE 30, 2018**

**FUND FINANCIAL STATEMENTS**

The fund financial statements provide more detailed information about the District's most significant funds—not the District as a whole. Funds are accounting devices that the District uses to keep track of specific sources of funding and spending for particular purposes.

- Some funds are required by State law and by bond covenants.
- The Board of Trustees establishes other funds to control and manage money for particular purposes or to show that it is properly utilizing certain taxes and grants.

The District has the following types of funds:

• *Governmental funds*—Most of the District's basic services are included in governmental funds, which focus on (1) how cash and other financial assets that can readily be converted to cash flow in and out and (2) the balances left at year-end that are available for spending. Consequently, the governmental fund statements provide a detailed short-term view that helps you determine whether there are more or fewer financial resources that can be spent in the near future to finance the District's programs.

Because this information does not encompass the additional long-term focus of the government-wide statements, we provide additional information on the subsequent page that explains the relationship (or differences) between them.

• *Proprietary funds*—Services for which the District charges customers a fee are generally reported in proprietary funds. Proprietary funds, like the government-wide statements, provide both long-term and short-term financial information. Our enterprise funds are presented in aggregate and account for activities such as concessions and yearbook sales. We use internal service funds to report activities that provide supplies and services for the District's other programs and activities.

• *Fiduciary funds*—The District is the trustee, or fiduciary, for certain funds. The District is responsible for ensuring that the assets reported in these funds are used for their intended purposes. All of the District's fiduciary activities are reported in a separate statement of fiduciary net position. We exclude these activities from the District's government-wide financial statements because the District cannot use these assets to finance its operations.

**GOVERNMENT-WIDE FINANCIAL ANALYSIS**

The District's combined net position was \$58,070,025 at June 30, 2018.

Table A-1

Andrews Independent School District's Net Position

|   | Governmental Activities |                      | Business-Type Activities |                  | Total Government     |                      |
|---|-------------------------|----------------------|--------------------------|------------------|----------------------|----------------------|
|   | <u>2018</u>             | <u>2017</u>          | <u>2018</u>              | <u>2017</u>      | <u>2018</u>          | <u>2017</u>          |
| <b>Assets</b>                                   |                         |                      |                          |                  |                      |                      |
| Cash and cash equivalents                       | \$ 41,161,288           | \$ 35,450,907        | \$ 36,498                | \$ 32,800        | \$ 41,197,786        | \$ 35,483,707        |
| Other assets                                    | 2,951,496               | 3,842,615            | 485                      | -                | 2,951,981            | 3,842,615            |
| Capital assets, net                             | <u>66,117,806</u>       | <u>69,321,124</u>    | -                        | -                | <u>66,117,806</u>    | <u>69,321,124</u>    |
| Total assets                                    | 110,230,590             | 108,614,646          | 36,983                   | 32,800           | 110,267,573          | 108,647,446          |
| Deferred outflows of resources                  | <u>2,365,379</u>        | <u>3,033,046</u>     | -                        | -                | <u>2,365,379</u>     | <u>3,033,046</u>     |
| <b>Liabilities</b>                              |                         |                      |                          |                  |                      |                      |
| Current liabilities                             | 12,740,164              | 15,316,531           | -                        | -                | 12,740,164           | 15,316,531           |
| Long-term liabilities                           | <u>34,890,512</u>       | <u>27,260,083</u>    | -                        | -                | <u>34,890,512</u>    | <u>27,260,083</u>    |
| Total liabilities                               | 47,630,676              | 42,576,614           | -                        | -                | 47,630,676           | 42,576,614           |
| Deferred inflows of resources                   | <u>6,932,249</u>        | <u>813,083</u>       | -                        | -                | <u>6,932,249</u>     | <u>813,083</u>       |
| <b>Net Position</b>                             |                         |                      |                          |                  |                      |                      |
| Invested in capital assets, net of related debt | 47,011,828              | 50,371,909           | -                        | -                | 47,011,828           | 50,371,909           |
| Restricted                                      | 519,997                 | 519,997              | -                        | -                | 519,997              | 519,997              |
| Unrestricted                                    | <u>10,501,217</u>       | <u>17,366,089</u>    | <u>36,983</u>            | <u>32,800</u>    | <u>10,538,200</u>    | <u>17,398,889</u>    |
| Total net position                              | \$ <u>58,033,042</u>    | \$ <u>68,257,995</u> | \$ <u>36,983</u>         | \$ <u>32,800</u> | \$ <u>58,070,025</u> | \$ <u>68,290,795</u> |

**ANDREWS INDEPENDENT SCHOOL DISTRICT  
MANAGEMENT'S DISCUSSION AND ANALYSIS (Continued)  
FOR THE YEAR ENDED JUNE 30, 2018**

**CHANGES IN NET POSITION**

The District's total revenues were \$54,045,684. 86.79% of the District's revenue comes from local property taxes (See Table A-2). 13.21% relates to state aid and federal grants, charges for services, and other miscellaneous sources including investment earnings. The total cost of all programs and services was \$40,852,823. The largest expense categories were instruction and instructional related services which totaled \$17,935,978 or 43.9% of total expenses.

Table A-2

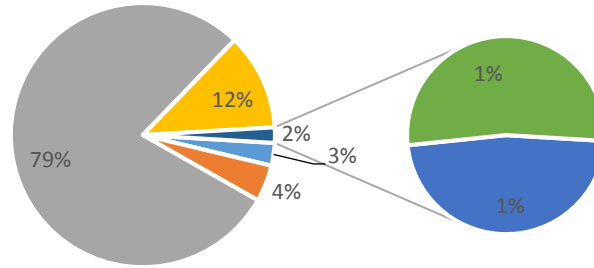
Andrews Independent School District's Net Position

|   | Governmental Activities |                   | Business-Type Activities |               | Total Government  |                   |
|---|-------------------------|-------------------|--------------------------|---------------|-------------------|-------------------|
|   | 2018                    | 2017              | 2018                     | 2017          | 2018              | 2017              |
| Program Revenues                              |                         |                   |                          |               |                   |                   |
| Charges for services                          | \$ 1,650,801            | \$ 1,149,392      | \$ 4,792                 | \$ 177        | \$ 1,655,593      | \$ 1,149,569      |
| Operating grants and contributions            | (2,663,047)             | 4,208,747         | -                        | -             | (2,663,047)       | 4,208,747         |
| General revenues                              |                         |                   |                          |               |                   |                   |
| Property taxes                                | 46,907,473              | 39,809,405        | -                        | -             | 46,907,473        | 39,809,405        |
| Grants and contributions                      | 7,027,601               | 11,764,248        | -                        | -             | 7,027,601         | 11,764,248        |
| Investment earnings                           | 532,400                 | 209,099           | -                        | -             | 532,400           | 209,099           |
| Miscellaneous                                 | 590,456                 | 1,003,089         | -                        | -             | 590,456           | 1,003,089         |
| Total revenues                                | <u>54,045,684</u>       | <u>58,143,980</u> | <u>4,792</u>             | <u>177</u>    | <u>54,050,476</u> | <u>58,144,157</u> |
| Expenses                                      |                         |                   |                          |               |                   |                   |
| Instruction                                   | 17,935,978              | 25,939,522        | -                        | -             | 17,935,978        | 25,939,522        |
| Instructional resources and media sources     | 314,662                 | 543,447           | 610                      | 360           | 315,272           | 543,807           |
| Curriculum and staff development              | 242,081                 | 450,528           | -                        | -             | 242,081           | 450,528           |
| Instructional leadership                      | 457,429                 | 594,155           | -                        | -             | 457,429           | 594,155           |
| School leadership                             | 1,255,530               | 2,131,420         | -                        | -             | 1,255,530         | 2,131,420         |
| Guidance, counseling, and evaluation services | 884,825                 | 1,331,060         | -                        | -             | 884,825           | 1,331,060         |
| Social work services                          | 44,417                  | 67,006            | -                        | -             | 44,417            | 67,006            |
| Health services                               | 195,522                 | 385,492           | -                        | -             | 195,522           | 385,492           |
| Student (pupil) transportation                | 1,005,132               | 2,365,708         | -                        | -             | 1,005,132         | 2,365,708         |
| Food services                                 | 1,798,147               | 2,325,250         | -                        | -             | 1,798,147         | 2,325,250         |
| Extracurricular activities                    | 1,809,388               | 2,278,746         | -                        | -             | 1,809,388         | 2,278,746         |
| General administration                        | 1,001,580               | 1,389,356         | -                        | -             | 1,001,580         | 1,389,356         |
| Facilities maintenance and operations         | 3,570,168               | 3,658,398         | -                        | -             | 3,570,168         | 3,658,398         |
| Security and monitoring services              | 50,286                  | 59,487            | -                        | -             | 50,286            | 59,487            |
| Data processing services                      | 715,300                 | 922,808           | -                        | -             | 715,300           | 922,808           |
| Community services                            | 253,311                 | 332,641           | -                        | -             | 253,311           | 332,641           |
| Debt service                                  | 616,524                 | 758,609           | -                        | -             | 616,524           | 758,609           |
| Capital outlay                                | -                       | -                 | -                        | -             | -                 | -                 |
| Contracted instructional                      | 8,393,317               | 14,798,670        | -                        | -             | 8,393,317         | 14,798,670        |
| Other intergovernmental charges               | 309,226                 | 219,652           | -                        | -             | 309,226           | 219,652           |
| Total expenses                                | <u>40,852,823</u>       | <u>60,551,955</u> | <u>610</u>               | <u>360</u>    | <u>40,853,433</u> | <u>60,552,315</u> |
| Increase (decrease) in net position           | 13,192,861              | (2,407,975)       | 4,182                    | (183)         | 13,197,043        | (2,408,158)       |
| Net position – beginning                      | 68,257,995              | 69,980,467        | 32,801                   | 32,983        | 68,290,796        | 70,013,450        |
| Prior period adjustment                       | (23,417,814)            | 685,500           | -                        | -             | (23,417,814)      | 685,500           |
| Net position - ending                         | <u>58,033,042</u>       | <u>68,257,992</u> | <u>36,983</u>            | <u>32,800</u> | <u>58,070,025</u> | <u>68,290,792</u> |

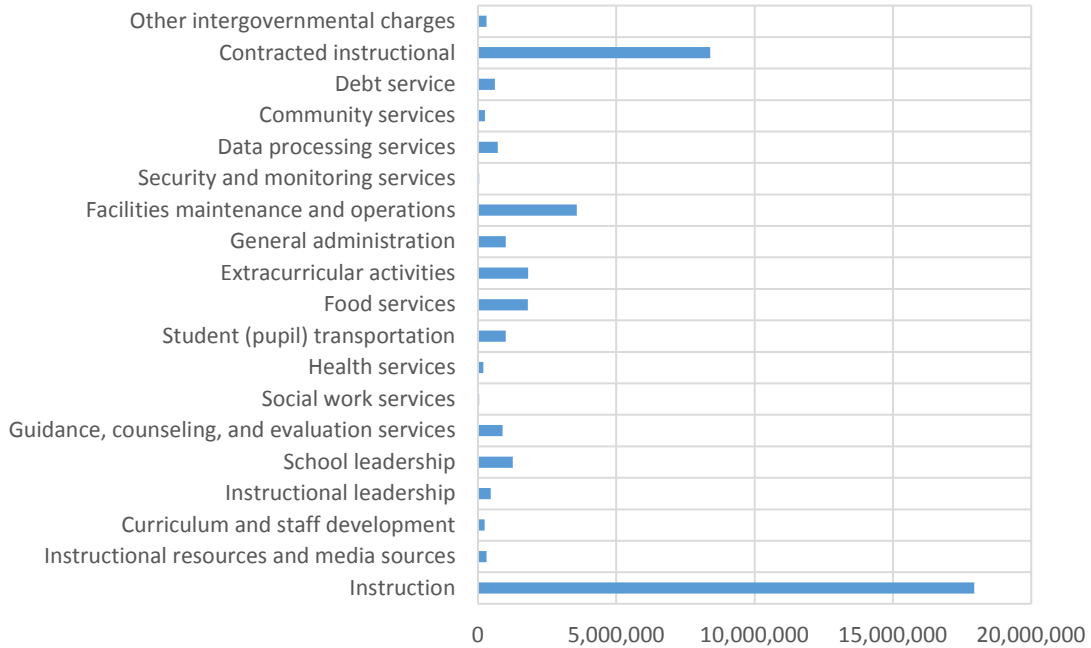
**ANDREWS INDEPENDENT SCHOOL DISTRICT  
MANAGEMENT'S DISCUSSION AND ANALYSIS (Continued)  
FOR THE YEAR ENDED JUNE 30, 2018**

**Government-wide Revenues for Fiscal Year 2018  
(See Table A-2)**

- Charges for services
  - Property taxes
  - Investment earnings
- Operating grants and contributions
  - Grants and contributions
  - Miscellaneous



**Government-wide Expenses for Fiscal Year 2018  
(See Table A-2)**



**ANDREWS INDEPENDENT SCHOOL DISTRICT  
MANAGEMENT'S DISCUSSION AND ANALYSIS (Continued)  
FOR THE YEAR ENDED JUNE 30, 2018**

**FINANCIAL ANALYSIS OF THE DISTRICT'S FUNDS**

Revenues from governmental fund types totaled \$61,393,016. Any increase in state revenues is a result of attendance gains. Any decrease in federal revenues is primarily due to a decrease in federal program revenue distributed through other agencies.

The General Fund reported an ending fund balance of \$30,216,872. This was an increase in the General Fund balance from the prior year in the amount of \$8,007,351.

**GENERAL FUND BUDGETARY HIGHLIGHTS**

As the District completed the year, the governmental funds reported a combined fund balance of \$34,469,012, which is above last year's total of \$27,349,579. The primary reasons for the increase include utilization of monies for debt service and other miscellaneous items. Over the course of the year, the District recommended and the Board of Trustees approved revisions of the District's general fund budget for various reasons. The following is a summary of significant budget amendments made to estimated revenues:

|                                  |    | Estimated Revenues |  |
|----------------------------------|----|--------------------|--|
| Beginning Estimated Revenues     | \$ | 39,226,577         |  |
| Adjust State funding estimate    |    | 4,734,342          |  |
| Final Amended Estimated Revenues | \$ | 43,960,919         |  |

The following is a summary of significant budget amendments made to appropriations and other sources.

|   |    | Appropriations |  |
|---|----|----------------|--|
| Beginning Appropriations                                | \$ | 42,349,828     |  |
| Adjust due to change in funding                         |    | 881,500        |  |
| Adjust in Contracted Instructional Services (Recapture) |    | 987,477        |  |
| Final Amended Appropriations                            | \$ | 44,218,805     |  |

Resources available were \$8,239,422 higher than the final budgeted amount. The favorable variance was a result of an unexpected payment under the Hardship Funding Provision for the loss of ASATR, enrollment increases above estimates, and increased property values above preliminary estimates.

**CAPITAL ASSETS AND DEBT ADMINISTRATION**

At the end of fiscal year 2018, the District had invested \$66,117,806 in a broad range of capital assets, including land, construction in progress, furniture and equipment, buildings and improvements and vehicles.

Andrews Independent School District's  
Capital Assets

|                              |    | Governmental Activities<br><u>2018</u> | <u>2017</u>   | Total Percentage<br>Change 2017-2018 |
|------------------------------|----|--|---------------|--------------------------------------|
| Land                         | \$ | 1,681,954                              | \$ 1,681,954  | 0.00%                                |
| Buildings, net               |    | 59,378,141                             | 57,473,211    | 3.31%                                |
| Furniture and equipment, net |    | 5,057,711                              | 6,222,557     | (18.72)%                             |
| Construction in progress     |    | -                                      | 3,943,402     | (100.0)%                             |
| Net capital assets           | \$ | 66,117,806                             | \$ 69,321,124 | (4.62)%                              |

**ANDREWS INDEPENDENT SCHOOL DISTRICT  
MANAGEMENT'S DISCUSSION AND ANALYSIS (Continued)  
FOR THE YEAR ENDED JUNE 30, 2018**

**LONG TERM DEBT**

At fiscal year-end, the District had \$19,761,351 in debt outstanding. More detailed information about the District's debt is presented in the notes to the basic financial statements.

Andrews Independent School District's  
Long-Term Debt

|                        | Governmental Activities  |                          | Total Percentage<br>Change 2017-2018 |
|------------------------|--------------------------|--------------------------|--------------------------------------|
|                        | <u>2018</u>              | <u>2017</u>              |                                      |
| Bonds payable          | \$ 19,110,310            | \$ 23,968,993            | (20.27)%                             |
| Net pension liability  | 6,983,473                | 8,150,869                | (14.32)%                             |
| Net OPEB liability     | 13,340,689               | -                        | 100.0%                               |
| Other debt payable     | <u>651,041</u>           | <u>195,221</u>           | 233.49%                              |
| <br>Total debt payable | <br>\$ <u>40,085,513</u> | <br>\$ <u>32,315,083</u> | <br>(24.05)%                         |

**BOND RATING**

The credit rating for the District is "A+" by Standard & Poor's Rating Services.

**ECONOMIC FACTORS**

The District's overall tax rate for 2019 and 2018 is \$1.20. The District's Maintenance tax rate for 2019 is \$1.06 and the Interest and Sinking tax rate is \$0.14. The District's assessed valuation for property taxes is \$4,280,920,433 for fiscal year 2019, which is an increase of \$381,168,006 or 9.77% more than fiscal year 2018.

The District's current student enrollment is 4,287 for the fiscal year 2019 which is an increase of 250 from the fiscal year 2018. This is an increase of 308 students for the last three years.

**CONTACTING THE DISTRICT'S FINANCIAL MANAGEMENT**

This financial report is designed to provide our citizens, taxpayers, customers, and investors and creditors with a general overview of the District's finances and to demonstrate the District's accountability for the money it receives. If you have questions about this report or need additional financial information, please address to the Business Manager, Andrews Independent School District, 405 NW 3<sup>rd</sup> Street, Andrews, TX 79714.

THIS PAGE LEFT BLANK INTENTIONALLY



# **BASIC FINANCIAL STATEMENTS**

THIS PAGE LEFT BLANK INTENTIONALLY

ANDREWS INDEPENDENT SCHOOL DISTRICT  
STATEMENT OF NET POSITION  
JUNE 30, 2018

EXHIBIT A-1

| Data<br>Control<br>Codes                             | 1                          | 2<br>Primary Government        | 3                    |
|--|----------------------------|--------------------------------|----------------------|
|  | Governmental<br>Activities | Business<br>Type<br>Activities | Total                |
| <b>ASSETS</b>  |                            |                                |                      |
| 1110 Cash and Cash Equivalents                       | \$ 41,161,288              | \$ 36,498                      | \$ 41,197,786        |
| 1220 Property Taxes - Delinquent                     | 2,194,980                  | -                              | 2,194,980            |
| 1230 Allowance for Uncollectible Taxes               | (219,498)                  | -                              | (219,498)            |
| 1240 Due from Other Governments                      | 533,406                    | -                              | 533,406              |
| 1267 Due from Fiduciary Funds                        | 2,465                      | -                              | 2,465                |
| 1300 Inventories                                     | 8,997                      | 485                            | 9,482                |
| 1410 Prepayments                                     | 431,146                    | -                              | 431,146              |
| Capital Assets:                                      |                            |                                |                      |
| 1510 Land  | 1,681,954                  | -                              | 1,681,954            |
| 1520 Buildings, Net                                  | 59,378,141                 | -                              | 59,378,141           |
| 1530 Furniture and Equipment, Net                    | 5,057,711                  | -                              | 5,057,711            |
| 1000 Total Assets                                    | <u>110,230,590</u>         | <u>36,983</u>                  | <u>110,267,573</u>   |
| <b>DEFERRED OUTFLOWS OF RESOURCES</b>                |                            |                                |                      |
| 1705 Deferred Outflow Related to TRS Pension         | 2,188,535                  | -                              | 2,188,535            |
| 1706 Deferred Outflow Related to TRS OPEB            | 176,844                    | -                              | 176,844              |
| 1700 Total Deferred Outflows of Resources            | <u>2,365,379</u>           | <u>-</u>                       | <u>2,365,379</u>     |
| <b>LIABILITIES</b>                                   |                            |                                |                      |
| 2110 Accounts Payable                                | 90,449                     | -                              | 90,449               |
| 2140 Interest Payable                                | 147,112                    | -                              | 147,112              |
| 2150 Payroll Deductions and Withholdings             | 555,047                    | -                              | 555,047              |
| 2160 Accrued Wages Payable                           | 2,912,162                  | -                              | 2,912,162            |
| 2180 Due to Other Governments                        | 2,521,744                  | -                              | 2,521,744            |
| 2190 Due to Student Groups                           | 452,823                    | -                              | 452,823              |
| 2200 Accrued Expenses                                | 439,937                    | -                              | 439,937              |
| 2300 Unearned Revenue                                | 425,890                    | -                              | 425,890              |
| Noncurrent Liabilities:                              |                            |                                |                      |
| 2501 Due Within One Year                             | 5,195,000                  | -                              | 5,195,000            |
| 2502 Due in More Than One Year                       | 14,566,350                 | -                              | 14,566,350           |
| 2540 Net Pension Liability (District's Share)        | 6,983,473                  | -                              | 6,983,473            |
| 2545 Net OPEB Liability (District's Share)           | 13,340,689                 | -                              | 13,340,689           |
| 2000 Total Liabilities                               | <u>47,630,676</u>          | <u>-</u>                       | <u>47,630,676</u>    |
| <b>DEFERRED INFLOWS OF RESOURCES</b>                 |                            |                                |                      |
| 2605 Deferred Resource Inflow Related to TRS Pension | 1,351,814                  | -                              | 1,351,814            |
| 2606 Deferred Resource Inflow Related to TRS OPEB    | 5,580,435                  | -                              | 5,580,435            |
| 2600 Total Deferred Inflows of Resources             | <u>6,932,249</u>           | <u>-</u>                       | <u>6,932,249</u>     |
| <b>NET POSITION</b>                                  |                            |                                |                      |
| 3200 Net Investment in Capital Assets                | 47,011,828                 | -                              | 47,011,828           |
| Restricted:  |                            |                                |                      |
| 3820 Restricted for Federal and State Programs       | 3,743                      | -                              | 3,743                |
| 3850 Restricted for Debt Service                     | 516,254                    | -                              | 516,254              |
| 3900 Unrestricted                                    | 10,501,217                 | 36,983                         | 10,538,200           |
| 3000 Total Net Position                              | <u>\$ 58,033,042</u>       | <u>\$ 36,983</u>               | <u>\$ 58,070,025</u> |

The notes to the financial statements are an integral part of this statement.

ANDREWS INDEPENDENT SCHOOL DISTRICT  
STATEMENT OF ACTIVITIES  
FOR THE YEAR ENDED JUNE 30, 2018

| Data<br>Control<br>Codes                             | 1                    | Program Revenues        |  |
|--|----------------------|-------------------------|--|
|  |                      | 3                       | 4  |
|  | Expenses             | Charges for<br>Services | Operating<br>Grants and<br>Contributions |
| <b>Primary Government:</b>                           |                      |                         |  |
| GOVERNMENTAL ACTIVITIES:                             |                      |                         |  |
| 11 Instruction                                       | \$ 17,935,978        | \$ 5,360                | \$ (1,686,740)                           |
| 12 Instructional Resources and Media Services        | 314,662              | -                       | (86,173)                                 |
| 13 Curriculum and Instructional Staff Development    | 242,081              | -                       | (49,972)                                 |
| 21 Instructional Leadership                          | 457,429              | -                       | (77,660)                                 |
| 23 School Leadership                                 | 1,255,530            | -                       | (380,840)                                |
| 31 Guidance, Counseling and Evaluation Services      | 884,825              | -                       | (8,773)                                  |
| 32 Social Work Services                              | 44,417               | -                       | (15,171)                                 |
| 33 Health Services                                   | 195,522              | -                       | (74,195)                                 |
| 34 Student (Pupil) Transportation                    | 1,005,132            | -                       | (168,279)                                |
| 35 Food Services                                     | 1,798,147            | 878,444                 | 876,988                                  |
| 36 Extracurricular Activities                        | 1,809,388            | 26,316                  | (159,116)                                |
| 41 General Administration                            | 1,001,580            | 740,681                 | (136,189)                                |
| 51 Facilities Maintenance and Operations             | 3,570,168            | -                       | (538,317)                                |
| 52 Security and Monitoring Services                  | 50,286               | -                       | -  |
| 53 Data Processing Services                          | 715,300              | -                       | (103,330)                                |
| 61 Community Services                                | 253,311              | -                       | (55,280)                                 |
| 72 Debt Service - Interest on Long-Term Debt         | 615,774              | -                       | -  |
| 73 Debt Service - Bond Issuance Cost and Fees        | 750                  | -                       | -  |
| 91 Contracted Instructional Services Between Schools | 8,393,317            | -                       | -  |
| 99 Other Intergovernmental Charges                   | 309,226              | -                       | -  |
| [TG] Total Governmental Activities:                  | <u>40,852,823</u>    | <u>1,650,801</u>        | <u>(2,663,047)</u>                       |
| BUSINESS-TYPE ACTIVITIES:                            |                      |                         |  |
| 01 Enterprise Funds - Locally Defined                | <u>610</u>           | <u>4,792</u>            | <u>-</u>                                 |
| [TB] Total Business-Type Activities:                 | <u>610</u>           | <u>4,792</u>            | <u>-</u>                                 |
| [TP] TOTAL PRIMARY GOVERNMENT:                       | <u>\$ 40,853,433</u> | <u>\$ 1,655,593</u>     | <u>\$ (2,663,047)</u>                    |

| Data<br>Control<br>Codes | General Revenues:                            |
|--------------------------|--|
|                          | Taxes:                                       |
| MT                       | Property Taxes, Levied for General Purposes  |
| DT                       | Property Taxes, Levied for Debt Service      |
| GC                       | Grants and Contributions not Restricted      |
| IE                       | Investment Earnings                          |
| MI                       | Miscellaneous Local and Intermediate Revenue |
| S1                       | Insurance Recovery                           |
| S2                       | Sale of Property                             |
| TR                       | Total General Revenues and Special Items     |
| CN                       | Change in Net Position                       |
| NB                       | Net Position - Beginning                     |
| PA                       | Prior Period Adjustment                      |
| NE                       | Net Position--Ending                         |

The notes to the financial statements are an integral part of this statement.

| Net (Expense) Revenue and<br>Changes in Net Position |                             |                      |
|--|-----------------------------|----------------------|
| 6  | 7                           | 8                    |
| Primary Government                                   |                             |                      |
| Governmental<br>Activities                           | Business-type<br>Activities | Total                |
| \$ (19,617,358)                                      | \$ -                        | \$ (19,617,358)      |
| (400,835)  | -                           | (400,835)            |
| (292,053)  | -                           | (292,053)            |
| (535,089)  | -                           | (535,089)            |
| (1,636,370)  | -                           | (1,636,370)          |
| (893,598)  | -                           | (893,598)            |
| (59,588)   | -                           | (59,588)             |
| (269,717)  | -                           | (269,717)            |
| (1,173,411)  | -                           | (1,173,411)          |
| (42,715)   | -                           | (42,715)             |
| (1,942,188)  | -                           | (1,942,188)          |
| (397,088)  | -                           | (397,088)            |
| (4,108,485)  | -                           | (4,108,485)          |
| (50,286)   | -                           | (50,286)             |
| (818,630)  | -                           | (818,630)            |
| (308,591)  | -                           | (308,591)            |
| (615,774)  | -                           | (615,774)            |
| (750)  | -                           | (750)                |
| (8,393,317)  | -                           | (8,393,317)          |
| (309,226)  | -                           | (309,226)            |
| <u>(41,865,069)</u>                                  | <u>-</u>                    | <u>(41,865,069)</u>  |
| -  | 4,182                       | 4,182                |
| -  | 4,182                       | 4,182                |
| <u>(41,865,069)</u>                                  | <u>4,182</u>                | <u>(41,860,887)</u>  |
| 41,434,860   | -                           | 41,434,860           |
| 5,472,613  | -                           | 5,472,613            |
| 7,027,601  | -                           | 7,027,601            |
| 532,400  | -                           | 532,400              |
| 563,382  | -                           | 563,382              |
| 14,151   | -                           | 14,151               |
| 12,923   | -                           | 12,923               |
| <u>55,057,930</u>                                    | <u>-</u>                    | <u>55,057,930</u>    |
| 13,192,861   | 4,182                       | 13,197,043           |
| 68,257,995   | 32,801                      | 68,290,796           |
| (23,417,814)   | -                           | (23,417,814)         |
| <u>\$ 58,033,042</u>                                 | <u>\$ 36,983</u>            | <u>\$ 58,070,025</u> |

THIS PAGE LEFT BLANK INTENTIONALLY

ANDREWS INDEPENDENT SCHOOL DISTRICT  
BALANCE SHEET  
GOVERNMENTAL FUNDS  
JUNE 30, 2018

| Data<br>Control<br>Codes                         | 10<br>General<br>Fund | 50<br>Debt Service<br>Fund | Other<br>Funds      | Total<br>Governmental<br>Funds |
|--|-----------------------|----------------------------|---------------------|--------------------------------|
| <b>ASSETS</b>                                    |                       |                            |                     |                                |
| 1110 Cash and Cash Equivalents                   | \$ 35,035,739         | \$ 2,260,791               | \$ 2,847,767        | \$ 40,144,297                  |
| 1220 Property Taxes - Delinquent                 | 1,960,104             | 234,876                    | -                   | 2,194,980                      |
| 1230 Allowance for Uncollectible Taxes           | (196,010)             | (23,488)                   | -                   | (219,498)                      |
| 1240 Due from Other Governments                  | 380,268               | 21,026                     | 132,112             | 533,406                        |
| 1260 Due from Other Funds                        | 377,583               | -                          | 196,857             | 574,440                        |
| 1300 Inventories                                 | -                     | -                          | 8,997               | 8,997                          |
| 1410 Prepayments                                 | 431,146               | -                          | -                   | 431,146                        |
| 1000 Total Assets                                | <u>\$ 37,988,830</u>  | <u>\$ 2,493,205</u>        | <u>\$ 3,185,733</u> | <u>\$ 43,667,768</u>           |
| <b>LIABILITIES</b>                               |                       |                            |                     |                                |
| 2110 Accounts Payable                            | \$ 80,839             | \$ -                       | \$ 9,610            | \$ 90,449                      |
| 2150 Payroll Deductions and Withholdings Payable | 495,240               | -                          | 59,807              | 555,047                        |
| 2160 Accrued Wages Payable                       | 2,641,137             | -                          | 271,025             | 2,912,162                      |
| 2170 Due to Other Funds                          | 186,881               | -                          | 385,095             | 571,976                        |
| 2180 Due to Other Governments                    | 2,519,094             | -                          | 2,650               | 2,521,744                      |
| 2190 Due to Student Groups                       | -                     | -                          | 452,823             | 452,823                        |
| 2200 Accrued Expenditures                        | 8,414                 | -                          | -                   | 8,414                          |
| 2300 Unearned Revenue                            | 1,840,352             | 211,389                    | 34,399              | 2,086,140                      |
| 2000 Total Liabilities                           | <u>7,771,957</u>      | <u>211,389</u>             | <u>1,215,409</u>    | <u>9,198,755</u>               |
| <b>FUND BALANCES</b>                             |                       |                            |                     |                                |
| Restricted Fund Balance:                         |                       |                            |                     |                                |
| 3450 Federal or State Funds Grant Restriction    | -                     | -                          | 39,150              | 39,150                         |
| 3480 Retirement of Long-Term Debt                | -                     | 516,254                    | -                   | 516,254                        |
| 3490 Other Restricted Fund Balance               | -                     | 3,743                      | -                   | 3,743                          |
| Committed Fund Balance:                          |                       |                            |                     |                                |
| 3510 Construction                                | 93,359                | -                          | -                   | 93,359                         |
| 3530 Capital Expenditures for Equipment          | 2,014,254             | -                          | -                   | 2,014,254                      |
| 3540 Self Insurance                              | 150,000               | -                          | -                   | 150,000                        |
| 3600 Unassigned Fund Balance                     | 27,959,259            | 1,761,820                  | 1,931,174           | 31,652,253                     |
| 3000 Total Fund Balances                         | <u>30,216,872</u>     | <u>2,281,817</u>           | <u>1,970,324</u>    | <u>34,469,013</u>              |
| 4000 Total Liabilities and Fund Balances         | <u>\$ 37,988,829</u>  | <u>\$ 2,493,206</u>        | <u>\$ 3,185,733</u> | <u>\$ 43,667,768</u>           |

The notes to the financial statements are an integral part of this statement.

ANDREWS INDEPENDENT SCHOOL DISTRICT  
RECONCILIATION OF THE GOVERNMENTAL FUNDS BALANCE SHEET TO THE  
STATEMENT OF NET POSITION  
JUNE 30, 2018

EXHIBIT C-2

|   |    |              |
|---|----|--------------|
| <b>Total Fund Balances - Governmental Funds</b>   | \$ | 34,469,013   |
| 1 The District uses internal service funds to charge the costs of certain activities, such as self-insurance and printing, to appropriate functions in other funds. The assets and liabilities of the internal service funds are included in governmental activities in the statement of net position. The net effect of this consolidation is to increase/(decrease) net position.   |    | 602,370      |
| 2 Capital assets used in governmental activities are not financial resources and therefore are not reported in governmental funds. In addition, long-term liabilities, including bonds payable, are not due and payable in the current period, and, therefore are not reported as liabilities in the funds. The net effect of including the beginning balances for capital assets (net of depreciation) and long-term debt in the governmental activities is to increase (decrease) net position. Capital assets used in governmental activities are not financial resources and therefore are not reported in governmental funds. At the beginning of the year, the cost of these assets was \$117,458,867 and the accumulated depreciation was \$48,137,743. In addition, long-term liabilities, including bonds payable, are not due and payable in the current period, and, therefore are not reported as liabilities in the funds. At the beginning of the year, total long-term debt was \$24,164,213.  |    | 45,156,911   |
| 3 Current year capital outlays and long-term debt principal payments are expenditures in the fund financial statements, but they should be shown as increases in capital assets and reductions in long-term debt in the government-wide financial statements. The net effect of including the 2018 capital outlays and debt principal payments is to increase (decrease) net assets. Capital assets used in governmental activities are not reported in governmental funds. Current year capital outlays of \$1,083,262, long-term debt principal payments of \$5,055,000, and the amortization of the premium on refunding bonds of \$55,170 are expenditures in the fund financial statements, but they should be shown as increases in capital assets and reductions in long-term debt in the government-wide financial statements. The accretion on Capital Appreciation Bonds of \$251,488 in the financial statements should be shown as decreases in capital assets and increases in long-term debt in the government-wide financial statements. |    | 5,941,944    |
| 4 Included in the items related to debt is the recognition of the District's proportionate share of the net pension liability required by GASB 68. The net position related to TRS included a deferred resource outflow in the amount of \$2,188,535, a deferred resource inflow in the amount of \$1,351,814, and a net pension liability in the amount of \$6,983,473. This resulted in a decrease in net position.   |    | (6,146,752)  |
| 5 Included in the items related to debt is the recognition of the District's proportionate share of the net OPEB liability required by GASB 75. The net position related to TRS included a deferred resource outflow in the amount of \$176,844, a deferred resource inflow in the amount of \$5,580,435, and a net OPEB liability in the amount of \$13,340,689. This resulted in a decrease to net position.  |    | (18,744,280) |
| 6 The 2018 depreciation expense increases accumulated depreciation. The net effect of the current year's depreciation is to decrease net position.  |    | (4,207,796)  |
| 7 Various other reclassifications and eliminations are necessary to convert from the modified accrual basis of accounting to accrual basis of accounting. These include   |    | 961,632      |

The notes to the financial statements are an integral part of this statement.



ANDREWS INDEPENDENT SCHOOL DISTRICT  
RECONCILIATION OF THE GOVERNMENTAL FUNDS BALANCE SHEET TO THE  
STATEMENT OF NET POSITION  
JUNE 30, 2018

---

EXHIBIT C-2

recognizing unavailable revenue from property taxes as revenue, reclassifying the proceeds of bond sales as an increase in bonds payable, and recognizing the liabilities associated with maturing long-term debt and interest. The net effect of these reclassifications and recognitions is to increase net position.

**19 Net Position of Governmental Activities**

\$ 58,033,042

The notes to the financial statements are an integral part of this statement.

ANDREWS INDEPENDENT SCHOOL DISTRICT  
STATEMENT OF REVENUES, EXPENDITURES, AND CHANGES IN FUND BALANCES  
GOVERNMENTAL FUNDS  
FOR THE YEAR ENDED JUNE 30, 2018

EXHIBIT C-3

| Data Control Codes   | 10<br>General<br>Fund | 50<br>Debt Service<br>Fund | Other<br>Funds      | Total<br>Governmental<br>Funds |
|--|-----------------------|----------------------------|---------------------|--------------------------------|
| <b>REVENUES:</b>   |                       |                            |                     |                                |
| 5700 Total Local and Intermediate Sources                      | \$ 43,428,168         | \$ 5,582,471               | \$ 940,474          | \$ 49,951,113                  |
| 5800 State Program Revenues                                    | 8,591,109             | 41,353                     | 145,293             | 8,777,755                      |
| 5900 Federal Program Revenues                                  | 181,064               | -                          | 2,483,084           | 2,664,148                      |
| 5020 Total Revenues  | <u>52,200,341</u>     | <u>5,623,824</u>           | <u>3,568,851</u>    | <u>61,393,016</u>              |
| <b>EXPENDITURES:</b>   |                       |                            |                     |                                |
| <b>Current:</b>  |                       |                            |                     |                                |
| 0011 Instruction   | 19,760,114            | -                          | 1,413,436           | 21,173,550                     |
| 0012 Instructional Resources and Media Services                | 487,550               | -                          | -                   | 487,550                        |
| 0013 Curriculum and Instructional Staff Development            | 350,451               | -                          | -                   | 350,451                        |
| 0021 Instructional Leadership                                  | 567,291               | -                          | -                   | 567,291                        |
| 0023 School Leadership   | 2,068,399             | -                          | -                   | 2,068,399                      |
| 0031 Guidance, Counseling and Evaluation Services              | 1,082,746             | -                          | 180,529             | 1,263,275                      |
| 0032 Social Work Services                                      | 70,292                | -                          | -                   | 70,292                         |
| 0033 Health Services   | 395,160               | -                          | -                   | 395,160                        |
| 0034 Student (Pupil) Transportation                            | 1,042,803             | -                          | -                   | 1,042,803                      |
| 0035 Food Services   | -                     | -                          | 2,165,422           | 2,165,422                      |
| 0036 Extracurricular Activities                                | 1,765,348             | -                          | -                   | 1,765,348                      |
| 0041 General Administration                                    | 1,386,387             | -                          | -                   | 1,386,387                      |
| 0051 Facilities Maintenance and Operations                     | 4,514,753             | -                          | -                   | 4,514,753                      |
| 0052 Security and Monitoring Services                          | 51,310                | -                          | -                   | 51,310                         |
| 0053 Data Processing Services                                  | 892,987               | -                          | -                   | 892,987                        |
| 0061 Community Services  | 354,753               | -                          | -                   | 354,753                        |
| <b>Debt Service:</b>   |                       |                            |                     |                                |
| 0071 Principal on Long-Term Debt                               | -                     | 4,618,608                  | -                   | 4,618,608                      |
| 0072 Interest on Long-Term Debt                                | -                     | 860,181                    | -                   | 860,181                        |
| 0073 Bond Issuance Cost and Fees                               | -                     | 750                        | -                   | 750                            |
| <b>Capital Outlay:</b>   |                       |                            |                     |                                |
| 0081 Facilities Acquisition and Construction                   | -                     | -                          | 1,068,843           | 1,068,843                      |
| <b>Intergovernmental:</b>                                      |                       |                            |                     |                                |
| 0091 Contracted Instructional Services Between Schools         | 8,393,317             | -                          | -                   | 8,393,317                      |
| 0099 Other Intergovernmental Charges                           | 309,226               | -                          | -                   | 309,226                        |
| 6030 Total Expenditures  | <u>43,492,887</u>     | <u>5,479,539</u>           | <u>4,828,230</u>    | <u>53,800,656</u>              |
| 1100 Excess (Deficiency) of Revenues Over (Under) Expenditures | <u>8,707,454</u>      | <u>144,285</u>             | <u>(1,259,379)</u>  | <u>7,592,360</u>               |
| <b>OTHER FINANCING SOURCES (USES):</b>                         |                       |                            |                     |                                |
| 7912 Sale of Real and Personal Property                        | 12,923                | -                          | -                   | 12,923                         |
| 7915 Transfers In  | 1,625,184             | -                          | 227,176             | 1,852,360                      |
| 7949 Other Resources   | 14,151                | -                          | -                   | 14,151                         |
| 8911 Transfers Out (Use)                                       | (2,352,361)           | -                          | -                   | (2,352,361)                    |
| 7080 Total Other Financing Sources (Uses)                      | <u>(700,103)</u>      | <u>-</u>                   | <u>227,176</u>      | <u>(472,927)</u>               |
| 1200 Net Change in Fund Balances                               | 8,007,351             | 144,285                    | (1,032,203)         | 7,119,433                      |
| 0100 Fund Balance - July 1 (Beginning)                         | <u>22,209,521</u>     | <u>2,137,531</u>           | <u>3,002,527</u>    | <u>27,349,579</u>              |
| 3000 Fund Balance - June 30 (Ending)                           | <u>\$ 30,216,872</u>  | <u>\$ 2,281,816</u>        | <u>\$ 1,970,324</u> | <u>\$ 34,469,012</u>           |

The notes to the financial statements are an integral part of this statement.

ANDREWS INDEPENDENT SCHOOL DISTRICT  
 RECONCILIATION OF THE GOVERNMENTAL FUNDS STATEMENT OF REVENUES, EXPENDITURES,  
 AND CHANGES IN FUND BALANCES TO THE STATEMENT OF ACTIVITIES  
 FOR THE YEAR ENDED JUNE 30, 2018

EXHIBIT C-4

|  |           |                   |
|--|-----------|-------------------|
| <b>Total Net Change in Fund Balances - Governmental Funds</b>  | \$        | 7,119,433         |
| The District uses internal service funds to charge the costs of certain activities, such as self-insurance and printing, to appropriate functions in other funds. The net income (loss) of internal service funds is reported with governmental activities. The net effect of this consolidation is to increase (decrease) net position.   |           | 602,370           |
| Current year capital outlays and long-term debt principal payments are expenditures in the fund financial statements, but they should be shown as increases in capital assets and reductions in long-term debt in the government-wide financial statements. The net effect of removing the 2018 capital outlays and debt principal payments is to increase (decrease) net assets. Current year capital outlays of \$1,083,262 and long-term debt principal payments of \$5,055,000, and the amortization of the premium on refunding bonds of \$55,170 are expenditures in the fund financial statements, but they should be shown as increases in capital assets and reductions in long-term debt in the government-wide financial statements. The accretion on Capital Appreciation Bonds of \$251,488 in the financial statements should be shown as decreases in capital assets and increases in long-term debt in the government-wide financial statements. |           | 5,941,944         |
| Depreciation is not recognized as an expense in governmental funds since it does not require the use of current financial resources. The net effect of the current year's depreciation is to decrease net position.  |           | (4,207,796)       |
| Various other reclassifications and eliminations are necessary to convert from the modified accrual basis of accounting to accrual basis of accounting. These include recognizing unavailable revenue from property taxes as revenue, adjusting current year revenue to show the revenue earned from the current year's tax levy, reclassifying the proceeds of bond sales, and recognizing the liabilities associated with maturing long-term debt and interest. The net effect of these reclassifications and recognitions is to decrease net position.  |           | (720,778)         |
| GASB 68 required that certain plan expenditures be de-expended and recorded as deferred resource outflows. These contributions made after the measurement date of the plan caused the change in ending net position to increase by \$605,019. Contributions made before the measurement date and during the previous fiscal year were also expended and recorded as a reduction in net pension liability. This caused a decrease in net position totaling \$603,340. Finally, the proportionate share of the TRS pension expense on the plan as a whole had to be recorded. The net pension expense decreased the change in net position by \$217,525. The net result is a decrease in the change in net position.   |           | (215,846)         |
| GASB 75 required that certain plan expenditures be de-expended and recorded as deferred resource outflows. These contributions made after the measurement date of the plan caused the change in ending net position to increase by \$174,758. Contributions made before the measurement date and during the previous fiscal year were also expended and recorded as a reduction in net pension liability. This caused a decrease in net position totaling \$134,499. Finally, the proportionate share of the TRS pension expense on the plan as a whole had to be recorded. The net pension expense decreased the change in net position by \$(4,633,275). The net result is a increase (decrease) in the change in net position.  |           | 4,673,534         |
| <b>Change in Net Position of Governmental Activities</b>   | <b>\$</b> | <b>13,192,861</b> |

The notes to the financial statements are an integral part of this statement.

ANDREWS INDEPENDENT SCHOOL DISTRICT  
STATEMENT OF NET POSITION  
PROPRIETARY FUNDS  
JUNE 30, 2018

EXHIBIT D-1

|                           | Business-Type<br>Activities - | Governmental<br>Activities - |
|---------------------------|-------------------------------|------------------------------|
|                           | Total<br>Enterprise<br>Funds  | Internal<br>Service Fund     |
| <b>ASSETS</b>             |                               |                              |
| Current Assets:           |                               |                              |
| Cash and Cash Equivalents | \$ 36,498                     | \$ 1,016,991                 |
| Inventories               | 485                           | -                            |
| Total Assets              | 36,983                        | 1,016,991                    |
| <b>LIABILITIES</b>        |                               |                              |
| Current Liabilities:      |                               |                              |
| Short Term Debt Payable   | -                             | 431,523                      |
| Total Liabilities         | -                             | 431,523                      |
| <b>NET POSITION</b>       |                               |                              |
| Unrestricted Net Position | 36,983                        | 585,468                      |
| Total Net Position        | \$ 36,983                     | \$ 585,468                   |

The notes to the financial statements are an integral part of this statement.

ANDREWS INDEPENDENT SCHOOL DISTRICT  
STATEMENT OF REVENUES, EXPENSES, AND CHANGES IN FUND NET POSITION  
PROPRIETARY FUNDS  
FOR THE YEAR ENDED JUNE 30, 2018

|   | Business-Type<br>Activities - | Governmental<br>Activities - |
|---|-------------------------------|------------------------------|
|   | Total<br>Enterprise<br>Funds  | Internal<br>Service Fund     |
| OPERATING REVENUES:                     |                               |                              |
| Local and Intermediate Sources          | \$ 4,792                      | \$ 5,035,526                 |
| Total Operating Revenues                | 4,792                         | 5,035,526                    |
| OPERATING EXPENSES:                     |                               |                              |
| Professional and Contracted Services    | 610                           | 4,933,156                    |
| Total Operating Expenses                | 610                           | 4,933,156                    |
| Income Before Transfers                 | 4,182                         | 102,370                      |
| Transfer In                             | -                             | 500,000                      |
| Change in Net Position                  | 4,182                         | 602,370                      |
| Total Net Position - July 1 (Beginning) | 32,801                        | (16,902)                     |
| Total Net Position - June 30 (Ending)   | \$ 36,983                     | \$ 585,468                   |

The notes to the financial statements are an integral part of this statement.

ANDREWS INDEPENDENT SCHOOL DISTRICT  
STATEMENT OF CASH FLOWS  
PROPRIETARY FUNDS  
FOR THE YEAR ENDED JUNE 30, 2018

EXHIBIT D-3

|  | Business-Type<br>Activities | Governmental<br>Activities - |
|--|-----------------------------|------------------------------|
|  | Total                       | Internal                     |
|  | Enterprise                  | Service Fund                 |
|  | Funds                       |                              |
| <u>Cash Flows from Operating Activities:</u>                         |                             |                              |
| Cash Received from User Charges                                      | \$ 4,792                    | \$ 5,035,526                 |
| Cash Payments for Insurance Claims                                   | -                           | (4,912,628)                  |
| Cash Payments for Other Operating Expenses                           | (610)                       | -                            |
| Net Cash Provided by Operating Activities                            | 4,182                       | 122,898                      |
| <u>Cash Flows from Capital &amp; Related Financing Activities:</u>   |                             |                              |
| Capital Contributed by Other Funds                                   | -                           | 500,000                      |
| Net Increase in Cash and Cash Equivalents                            | 3,697                       | 622,898                      |
| Cash and Cash Equivalents at Beginning of Year                       | 32,800                      | 394,092                      |
| Cash and Cash Equivalents at End of Year                             | \$ 36,497                   | \$ 1,016,990                 |
| <u>Reconciliation of Operating Income to Net Cash</u>                |                             |                              |
| <u>Provided by Operating Activities:</u>                             |                             |                              |
| Operating Income:  | \$ 4,182                    | \$ 102,370                   |
| Effect of Increases and Decreases in Current Assets and Liabilities: |                             |                              |
| Decrease (increase) in Inventories                                   | (485)                       | -                            |
| Increase (decrease) in Accounts Payable                              | -                           | 20,528                       |
| Net Cash Provided by Operating Activities                            | \$ 3,697                    | \$ 122,898                   |

The notes to the financial statements are an integral part of this statement.

ANDREWS INDEPENDENT SCHOOL DISTRICT  
STATEMENT OF FIDUCIARY NET POSITION  
FIDUCIARY FUNDS  
JUNE 30, 2018

|                           | Agency<br>Funds   |
|---------------------------|-------------------|
| <hr/>                     |                   |
| ASSETS                    |                   |
| Cash and Cash Equivalents | \$ 103,791        |
| Total Assets              | <u>\$ 103,791</u> |
| LIABILITIES               |                   |
| Due to Other Funds        | \$ 2,465          |
| Due to Student Groups     | <u>101,326</u>    |
| Total Liabilities         | <u>\$ 103,791</u> |

The notes to the financial statements are an integral part of this statement.

## ANDREWS INDEPENDENT SCHOOL DISTRICT

Notes to the Financial Statements

June 30, 2018

### **A. REPORTING ENTITY**

Andrews Independent School District (the "District") is a public educational agency operating under the applicable laws and regulations of the State of Texas. The Board of Trustees (the "Board"), a seven-member group elected by registered voters of the District, has the fiscal accountability over all activities related to public elementary and secondary education with the jurisdiction of the District. The Trustees, as a body corporate, have the exclusive power and duty to govern and oversee the management of the public schools of the District. All powers and duties not specifically delegated by statute to the Texas Education Agency ("Agency") or to the State Board of Education are reserved for the Trustees, and the Agency may not substitute its judgment for the lawful exercise of those powers and duties by the Trustees. The District is not included in any other governmental "reporting entity" as defined in Section 2100, Codification of Governmental Accounting and Financial Reporting Standards. There are no component units included within the reporting entity. The basic financial statements of the District include all activities for which the Board exercises these governance responsibilities. The District receives funding from local, state and federal government sources and must comply with the requirements of these funding sources. The District changed its fiscal year end from August 31 to June 30 during the 2013 fiscal year.

### **B. SUMMARY OF SIGNIFICANT ACCOUNTING POLICIES**

The District is a public educational agency operating under the applicable laws and regulations of the State of Texas. The District prepares its basic financial statements in conformity with generally accepted accounting principles ("GAAP") promulgated by the Governmental Accounting Standards Board ("GASB") and other authoritative sources identified in GASB Statement No. 56; and it complies with the requirements of the appropriate version of Texas Education Agency's Financial Accountability System Resource Guide (the "Resource Guide") and the requirements of contracts and grants of agencies from which it receives funds.

The District participates with the City of Andrews and the Permian Regional Medical Center in an inter-local cooperation contract for the collection and remittance of their property taxes. Both entities reimburse the District a set fee for collecting and remitting property taxes.

*Pensions.* The fiduciary net position of the Teacher Retirement System of Texas (TRS) has been determined using the flow of economic resources measurement focus and full accrual basis of accounting. This includes for purposes of measuring the net pension liability, deferred outflows of resources and deferred inflows of resources related to pensions, pension expense, and information about assets, liabilities, and additions to/deductions from TRS's fiduciary net position. Benefit payments (including refunds of employee contributions) are recognized when due and payable in accordance with the benefit terms. Investments are reported at fair value.

*Other Post-Employment Benefits.* The fiduciary net position of the Teacher Retirement System of Texas (TRS) TRS Care Plan has been determined using the flow of economic resources measurement focus and full accrual basis of accounting. This includes for purposes of measuring the net OPEB liability, deferred outflows of resources and deferred inflows of resources related to other post-employment benefits, OPEB expense, and information about assets, liabilities, and additions to/deductions from TRS Care's fiduciary net position. Benefit payments are recognized when due and payable in accordance with the benefit terms. There are no investments as this is a pay-as-you-go plan and all cash is held in a cash account.



## **B. SUMMARY OF SIGNIFICANT ACCOUNTING POLICIES (Continued)**

### **1. Government-Wide and Fund Financial Statements**

The Statement of Net Position and the Statement of Activities are government-wide financial statements. They report information on all of the District's non-fiduciary activities with most of the interfund activities removed. *Governmental activities* include programs supported primarily by taxes, State foundation funds, grants and other intergovernmental revenues. *Business-type activities* include operations that rely to a significant extent on fees and charges for support.

The Statement of Activities demonstrates how other people or entities that participate in programs the District operates have shared in the payment of the direct costs. Direct expenses are those that are clearly identifiable with a specific program. The "charges for services" column includes payments made by parties that purchase, use, or directly benefit from goods or services provided by a given function or segment of the District. Examples include tuition paid by students not residing in the District, school lunch charges, etc. The "grants and contributions" column includes amounts paid by organizations outside the District to help meet the operational or capital requirements of a given function. Examples include grants under the Elementary and Secondary Education Act. If revenue is not program revenue, it is general revenue used to support all of the District's functions. Taxes are always general revenues.

Interfund activities between governmental funds and proprietary funds appear as due to/due from on the Governmental Fund Balance Sheet and Proprietary Fund Statement of Net Position and as other resources and other uses on the governmental fund Statement of Revenues, Expenditures and Changes in Fund Balance and on the Proprietary Fund Statement of Revenues, Expenses and Changes in Fund Net Position. All interfund transactions between governmental funds and internal service funds are eliminated on the government-wide statements. Interfund activities between governmental funds and fiduciary funds remain as due to/due froms on the government-wide Statement of Activities.

The fund financial statements provide reports on the financial condition and results of operations for three fund categories - governmental, proprietary, and fiduciary. Since the resources in the fiduciary funds cannot be used for District operations, they are not included in the government-wide statements. The District considers some governmental funds major and reports their financial condition and results of operations in a separate column.

Proprietary funds distinguish operating revenues and expenses from non-operating items. Operating revenues result from providing goods and services in connection with a proprietary fund's principal ongoing operations; they usually come from exchange or exchange-like transactions. All other revenues are non-operating. Operating expenses can be tied specifically to the production of the goods and services, such as materials and labor and direct overhead. Other expenses are non-operating.

### **2. Measurement Focus, Basis of Accounting, and Financial Statement Presentation**

The government-wide financial statements use the economic resources measurement focus and the accrual basis of accounting. The economic resources measurement focus means all assets, deferred outflows or resources and liabilities (whether current or non-current) are included on the statement of net position and the operating statements present increases (revenues) and decreases (expenses) in net total position. Under the accrual basis of accounting, revenues are recorded when earned and expenses are recorded when a liability is incurred, regardless of the timing of the related cash flows. Property taxes are recognized as revenues in the year for which they are levied. Grants and similar items are recognized as revenue as soon as all eligibility requirements imposed by the provider have been met.

## **B. SUMMARY OF SIGNIFICANT ACCOUNTING POLICIES (Continued)**

Governmental fund financial statements use the current financial resources measurement focus and the modified accrual basis of accounting. With this measurement focus, only current assets, current liabilities and fund balances are included on the balance sheet. Operating statements of these funds present net increases and decreases in current assets (i.e., revenues and other financing sources and expenditures and other financing uses).

The modified accrual basis of accounting recognizes revenues in the accounting period in which they become both measurable and available, and it recognizes expenditures in the accounting period in which the fund liability is incurred, if measurable, except for unmatured interest and principal on long-term debt, which is recognized when due. The expenditures related to certain compensated absences and claims and judgments are recognized when the obligations are expected to be liquidated with expendable available financial resources. The District considers all revenues available if they are collectible within 60 days after year end.

Revenues from local sources consist primarily of property taxes. Property tax revenues and revenues received from the State are recognized under the "susceptible to accrual" concept, that is, when they are both measurable and available. The District considers them "available" if they will be collected within 60 days of the end of the fiscal year. Miscellaneous revenues are recorded as revenue when received in cash because they are generally not measurable until actually received. Investment earnings are recorded as earned, since they are both measurable and available.

Grant funds are considered to be earned to the extent of expenditures made under the provisions of the grant. Accordingly, when such funds are received, they are recorded as deferred revenues until related and authorized expenditures have been made. If balances have not been expended by the end of the project period, grantors sometimes require the District to refund all or part of the unused amount.

The Proprietary Fund Types and Fiduciary Funds are accounted for on a flow of economic resources measurement focus and utilize the accrual basis of accounting. This basis of accounting recognizes revenues in the accounting period in which they are earned and become measurable and expenses in the accounting period in which they are incurred and become measurable. The District applies all GASB pronouncements as well as the Financial Accounting Standards Board pronouncements issued on or before November 30, 1989, unless these pronouncements conflict or contradict GASB pronouncements. With this measurement focus, all assets and all liabilities associated with the operation of these funds are included on the fund Statement of Net Position. The fund equity is segregated into invested in capital assets net of related debt, restricted net position, and unrestricted net position.

### **3. Fund Accounting**

The District reports the following major governmental fund:

- **General Fund** – The General Fund is the District's primary operating fund and used to account for all financial transactions except those required to be accounted for in another fund. This is a budgeted fund, and any fund balances are considered as resources available for current operations. General Fund primary revenue sources include local property taxes and state funding. The District's General Fund includes state distributed federal funds and direct federal funds not required to be included in the Special Revenue Funds.

## **B. SUMMARY OF SIGNIFICANT ACCOUNTING POLICIES (Continued)**

Additionally, the District reports the following non-major governmental fund types:

- **Capital Projects Fund** – The proceeds from long-term debt financing and revenues and expenditures related to authorized construction and other capital asset acquisitions are accounted for in a capital projects fund. The District has capital projects funds to separately account for various locally funded capital projects occurring throughout the District.
- **Debt Service Fund** – The District accounts for resources accumulated and payments made for principal and interest on long-term general obligation debt of governmental funds in a debt service fund.
- **Special Revenue Funds** – The District accounts for resources restricted to, or designated for, specific purposes by the District or a grantor in a special revenue fund. Most Federal and some State financial assistance is accounted for in a special revenue fund and sometimes unused balances must be returned to the grantor at the close of specified project periods.
- **Enterprise Fund** – The Enterprise Fund, a proprietary fund type, accounts for activities for which outside users are charged a fee roughly equal to the cost of providing the goods or services of those activities. The District's non-major Enterprise Fund is comprised to account for the concession stand that serves the general public at school sponsored events.
- **Internal Service Fund** – The Internal Service Fund, a proprietary fund type, accounts for revenues and expenses related to services provided to organizations inside the District on a cost reimbursement basis. The District's Internal Service Fund is comprised of the fund for self-insurance.
- **Agency Funds** – The Agency Fund, a fiduciary fund type, accounts for resources held for others in a custodial capacity. The District's Agency Fund is comprised of the student activity fund.

Fiduciary funds are reported in the fiduciary financial statements. However, because their assets are held in a trustee or agent capacity and are therefore not available to support District programs, these funds are not included in the government-wide statements.

### **4. Other Accounting Policies**

For purposes of the statement of cash flows for proprietary funds, the District considers highly liquid investments to be cash equivalents if they have a maturity of three months or less when purchased.

### **5. Budgetary Data**

The following procedures are utilized in establishing the budgetary data reflected in the basic financial statements:

- Prior to June 20<sup>th</sup> of the preceding fiscal year, the District prepares a budget for the next succeeding fiscal year beginning July 1<sup>st</sup>. The operating budget includes proposed expenditures and the means of financing them.
- A meeting of the Board is then called for the purpose of adopting the proposed budget after ten days' public notice of the meeting has been given.
- Prior to July 1<sup>st</sup>, the budget is legally enacted through the passage of a resolution by the Board.

## **B. SUMMARY OF SIGNIFICANT ACCOUNTING POLICIES (Continued)**

The legal level of the budgetary control is at the major functional expenditure level by fund type. Each budget is controlled by the budget coordinator. Annual budgets are adopted for the General Fund, Food Service Fund, and Debt Service on a basis consistent with generally accepted accounting principles. Budgets for the Special Revenue funds as well as the Capital Projects funds are adopted on a project basis rather than on an annual basis. Appropriations in these funds remain open as carryover to succeeding years until related expenditures are made or until they are modified or cancelled. All budget appropriations lapse at year end.

Once a budget is approved, it may be amended by management without Board approval within a major functional expenditure category and can be amended at the function and fund level only by approval of a majority of the members of the Board. Amendments at the function and fund level are presented to the Board at its regular meetings. As dictated by law, such amendments are made before the fact, are reflected in the official minutes of the Board, and are not made after fiscal year end. The budget amounts included in this report reflect various amendments made by management or adopted by the Board throughout the year through the final amended budget. The General and Debt Service Fund Budgets are prepared on the modified accrual basis and the Food Service Fund budget is prepared on the accrual basis of accounting.

Expenditures may not legally exceed budgeted appropriations at the function level within an individual fund for General Funds, Debt Service Funds, and the Capital Projects Fund, except when a budget amendment is approved by the Board. For Special Revenue Funds, a budget amendment is required by the TEA when cumulative transfers among direct cost categories exceed or are expected to exceed twenty-five percent of the total current approved budget. The District may transfer resources among categories without submitting an amendment as long as the total amount of resources transferred is twenty-five percent or less of the total current approved budget. The total expenditures per funding source per fiscal year cannot exceed the total amount approved. The budget was amended during the year for certain supplementary appropriations as discussed in Management's Discussion and Analysis.

### **6. Deficit Fund Equity**

Any deficits in fund equity will be supported with entity-wide funding through transfers.

### **7. Encumbrance Accounting**

Encumbrances for goods or purchased services are documented by purchase orders or contracts. An encumbrance represents a commitment of Board appropriation related to unperformed contracts for goods or services. The issuance of a purchase order or the signing of a contract creates an encumbrance but does not represent an expenditure for the period, only a commitment to expend resources. Appropriations lapse at June 30 and encumbrances outstanding at that time are either canceled or appropriately provided for in the subsequent year's budget.

### **8. Inventories**

The District reports inventories of supplies at weighted average cost. Supplies are recorded as expenditures when they are consumed. Inventories of food commodities are recorded at market values supplied by the Texas Department of Human Services. Although commodities are received at no cost, their fair market value is supplied by the Texas Department of Human Services and recorded as inventory and unearned revenue when received. When requisitioned, inventory and unearned revenue are relieved, expenditures are charged, and revenue is recognized for an equal amount.

## **B. SUMMARY OF SIGNIFICANT ACCOUNTING POLICIES (Continued)**

### **9. Interfund Receivable and Payable Balances**

During the course of normal operations, the District has numerous transactions between funds. The most significant are short-term interfund loans, due to the fact that checking account balances for most governmental funds are pooled into one demand account.

### **10. Net Position**

Net position represents the difference between assets and liabilities. Net investment in capital assets consists of capital assets, net of accumulated depreciation, reduced by the outstanding balances of any borrowing used for acquisition, construction or improvements of those assets, and adding back unspent proceeds. Net position is reported as restricted when there are limitations imposed on their use either through the enabling legislations adopted by the District or through external restrictions imposed by creditors, grantors or laws or regulations of other governments.

### **11. Data Control Codes**

Data control codes refer to the account code structure prescribed by the Agency in the Guide. The Agency requires the District to display these codes in its financial statements filed with the Agency in order to ensure accuracy in building a statewide database for policy development and funding plans.

### **12. Foundation School Program Revenue**

The State of Texas provides funding to Districts through the Foundation School Program based on instructional days, average daily attendance by fiscal year, and other factors.

### **13. Eliminations**

Eliminating entries have not been made in the basic financial statements for transactions between or within fund types.

### **14. Long-Term Obligations**

In the government-wide financial statements, long-term debt and other long-term obligations are reported as liabilities in the governmental activities statement of net position. Bond premiums and discounts are deferred and amortized over the life of the bonds using the effective interest method. Bonds payable are reported net of the applicable bond premium or discount. Accretion is an adjustment of the difference between the price of a bond issued at an original discount and the par value of the bond. For the governmental activities debt, the accreted value is recognized as it accrues by fiscal year.

In the fund financial statements, governmental fund types recognize bond premiums and discounts, as well as bond issuance costs, during the current period. The face amount of debt issued is reported as other financing sources. Premiums received on debt issuances are reported as other financing sources while discounts on debt issuances are reported as other financing uses. Issuance costs, whether or not withheld from the actual debt proceeds received, are reported as debt service expenditures.

**B. SUMMARY OF SIGNIFICANT ACCOUNTING POLICIES (Continued)**

**15. Accumulated Unpaid Compensatory Leave**

It is the District's policy to permit some employees to accumulate earned but unused vacation and sick pay benefits. There is no liability for unpaid accumulated sick leave since the District does not have a policy to pay any amounts when employees separate from service with the district. All vacation pay is accrued when incurred in the government-wide and fund financial statements.

**16. Internal Service Fund Consolidation**

Since Internal Service Funds support the operations of governmental funds, they are consolidated with the governmental funds in the government-wide financial statements. The expenditures of governmental funds that create the revenues of internal service funds are eliminated to avoid "grossing up" the revenues and expenses of the District as a whole.

**17. Capital Assets**

Capital assets, which include land, buildings, furniture and equipment, are reported in the applicable governmental or business-type activities columns in the government-wide financial statements. Capital assets are defined by the District as assets with an initial, individual cost of more than \$5,000 and an estimated useful life in excess of two years. Such assets are recorded at historical cost or estimated historical cost if purchased or constructed. Donated capital assets are recorded at estimated fair market value at the date of donation.

The costs of normal maintenance and repairs that do not add to the value of the asset or materially extend assets lives are not capitalized. Major outlays for capital assets and improvements are capitalized as projects are constructed and materially complete. Buildings, furniture and equipment of the District are depreciated using the straight line method over the following estimated useful lives:

| <u>Assets</u>         | <u>Years</u> |
|-----------------------|--------------|
| Buildings             | 40           |
| Building Improvements | 40           |
| Vehicles              | 5-10         |
| Office Equipment      | 5            |
| Computer Equipment    | 3-5          |

**18. Health Care Self-Insurance**

The District sponsors a modified self-insurance plan to provide health care benefits to employees and their dependents which are accounted for in the Internal Service Fund, which is a proprietary fund. Partial employee contributions are required for personal coverage and total employee contributions are required for the employee's dependents. Claims incurred but not reported (IBNR) are accrued if it is probable that a claim will be asserted and the loss can reasonably be estimated. The accrued liabilities for IBNR in the self-insurance fund are based on estimates provided by a third party administrator.

**19. Estimates**

The preparation of financial statements in conformity with generally accepted accounting principles requires management to make estimates and assumptions that affect certain reported amounts and disclosures. Accordingly, actual results could differ from those estimates.

## C. DEPOSITS AND INVESTMENTS

### District Policies and Legal and Contractual Provisions Governing Deposits and Investments

Custodial Credit Risk for Deposits State law requires governmental entities to contract with financial institutions in which funds will be deposited to secure those deposits with insurance or pledged securities with a fair value equaling or exceeding the amount on deposit at the end of each business day. The pledged securities must be in the name of the governmental entity and held by the entity or its agent. Since the District complies with this law, it has no custodial credit risk for deposits. The District's cash deposits at June 30, 2018 of \$4,995,062 and also throughout the year ended June 30, 2018 were covered by the FDIC insurance and by pledged collateral held by the District's agent in the District's name.

Foreign Currency Risk The District limits the risk that changes in exchange rates will adversely affect the fair value of an investment or a deposit by not participating in foreign currency transactions.

The **Texas Public Funds Investment Act** (Government Code Chapter 2256) contains specific provisions in the areas of investment practices, management reports, and establishment of appropriate policies. Among other things, it requires the District to adopt, implement, and publicize an investment policy. That policy must address the following areas: (1) safety of principal and liquidity, (2) portfolio diversification, (3) allowable investments, (4) acceptable risk levels, (5) expected rates of return, (6) maximum allowable stated maturity of portfolio investments, (7) maximum average dollar-weighted maturity allowed based on the stated maturity date for the portfolio, (8) investment staff quality and capabilities, and (9) bid solicitation preferences for certificates of deposit.

Statutes authorize the District to invest in (1) obligations of the U.S. Treasury, certain U.S. agencies, and the State of Texas, (2) certificates of deposit, (3) certain municipal securities, (4) money market savings accounts, (5) repurchase agreements, (6) bankers acceptances, (7) mutual funds, (8) investment pools, (9) guaranteed investment contracts, and (10) common trust funds. The Act also requires the District to have independent auditors perform test procedures related to investment practices as provided by the Act. The District is in substantial compliance with the requirements of the Act and with local policies.

As of June 30, 2018, Andrews Independent School District had the following investments:

| <u>Investment Type</u>                    | <u>Fair Value</u>    |
|---|----------------------|
| Lone Star Investment Pool                 | \$ 25,199,529        |
| FirstCapital Bank Certificates of Deposit | 1,033,797            |
| TexPool                                   | 10,356,001           |
| Total Fair Value                          | \$ <u>36,589,327</u> |

Additional contractual provisions governing deposits and investments for the District are specified below:

Credit Risk To limit the risk that an issuer or other counterparty to an investment will not fulfill its obligations, the District limits investments in obligations of, or guaranteed by, governmental entities, public funds investment pools rated as to investment quality by a nationally recognized investment rating firm not less than A or its equivalent and certificates of deposit and share certificates. As of June 30, 2018, the District's investments in the state investment pool was rated AAA<sub>m</sub> by Standard & Poor's with a weighted average maturity of 24 days.

### **C. DEPOSITS AND INVESTMENTS (Continued)**

*Custodial Credit Risk for Investments* To limit the risk that, in the event of the failure of the counterparty to a transaction, a government will not be able to recover the value of investment or collateral securities that are in possession of an outside party, the District requires counterparties to register the securities in the name of the District and hand them over to the District or its designated agent. This includes securities in securities lending transactions. All of the securities are in the District's name and held by the District or its agent. A \$1.03 million certificate of deposit with FirstCapital Bank is part of the CDARS program and is distributed between five banks and is fully insured by the FDIC.

*Concentration of Credit Risk/Interest Rate Risk* The investment portfolio shall be diversified in terms of investment instruments, maturity scheduling, and financial institutions to reduce the risk of loss resulting from over concentration of assets in a specific class of investments, specific maturity or specific issuer.

*Foreign Currency Risk for Investments* The District limits the risk that changes in exchange rates will adversely affect the fair value of an investment by not investing in foreign currencies.

*Interest Rate Risk* Investments shall be made in a manner that ensures the preservation of capital in the overall portfolio and offsets during a 12-month period any market price losses resulting from interest-rate fluctuations by income received from the balance of the portfolio. No individual investment transaction shall be undertaken that jeopardizes the total capital position of the overall portfolio.

Information regarding the District's investment pools may be obtained by contacting the following:

Lone Star:       Internet:       [www.firstpublic.com](http://www.firstpublic.com)  
                  Telephone:    1-800-558-8875  
                  Address:       First Public  
  12007 Research Boulevard  
  Austin, Texas 78759

TexPool:         Internet:       [www.texpool.com](http://www.texpool.com)  
                  Telephone:    1-866-839-7665  
                  Address:       TexPool Participant Services  
  c/o Federated Investors, Inc.  
  1001 Texas Avenue, Suite 1400  
  Houston, Texas 77002

*Fair Value Measurements* The District categorizes its fair value investments with the fair value hierarchy established by generally accepted accounting principles. The hierarchy is based on the valuation inputs used to measure the fair value of the asset. Level 1 inputs are quoted prices in active markets for identical assets. Level 2 inputs are significant other observable inputs. Level 3 inputs are significant unobservable inputs. Investments that are measured at fair value using the net asset value per share (or its equivalent) as a practical expedient are not classified in the fair value hierarchy below.

In instances where inputs used to measure fair value fall into different levels in the above fair value hierarchy, fair value measurements in their entirety are categorized based on the lowest level input that is significant to the valuation. The District's assessment of the significance of particular inputs to these fair value measurements requires judgment and considers factors specific to each asset or liability.



**C. DEPOSITS AND INVESTMENTS (Continued)**

**Assets and Liabilities Measured at Fair Value on a Recurring Basis**

|   | Balance at<br><u>06/30/18</u> | Fair Values Measured Using  |   |  |
|---|-------------------------------|---|---|--|
|   |                               | Quoted<br>Prices in<br>Active<br>Markets<br>for<br>Identical<br>Assets<br>(Level 1) | Significant<br>Other<br>Observable<br>Inputs<br>(Level 2) | Significant<br>Unobservable<br>Inputs<br>(Level 3) |
| <b>Investments by Fair Value Level:</b> |                               |   |   |  |
| Equity Securities                       |                               |   |   |  |
| Other                                   | \$ 35,555,530                 | -   | 35,555,530  | -  |
| Total Investments by Fair Value Level   | \$ 35,555,530                 | -   | 35,555,530  | -  |

The fair value of investment pools at June 30, 2018 was determined primarily based on level 2 inputs. The District estimates the fair value of these investments using other inputs such as interest rates and yield curves that are observable at commonly quoted intervals.

The District has no level 1 or 3 investments.

**D. PROPERTY TAXES**

Property taxes are levied by October 1<sup>st</sup> on the assessed value listed as of the prior January 1<sup>st</sup> for all real and business personal property located in the District in conformity with Subtitle E, Texas Property Tax Code. Taxes are due on receipt of the tax bill and are delinquent if not paid before February 1<sup>st</sup> of the year following the year in which imposed. On January 31<sup>st</sup> of each year, a tax lien attaches to property to secure the payment of all taxes, penalties, and interest ultimately imposed. Property tax revenues are considered available (1) when they become due or past due and receivable within the current period and (2) when they are expected to be collected during a 60-day period after the close of the District’s fiscal year. The assessed value of the property tax roll (net of exemptions) on January 1, 2017, upon which the levy for the June 30, 2018, period was based was \$3,899,752,427.

Delinquent taxes are prorated between maintenance and debt service based on rates adopted for the year of the levy. Allowances for uncollectible tax receivables within the General and Debt Service Funds are based on historical experience in collecting property taxes. Uncollectible personal property taxes are periodically reviewed and written off, but the District is prohibited from writing off real property taxes without specific statutory authority from the Texas Legislature. As of June 30, 2018, property taxes receivable, net of estimated uncollectible taxes of \$219,498, totaled \$1,975,483.

The tax rate to finance general governmental services was \$1.06 per \$100 for the year ended June 30, 2018, and a tax rate of \$0.1400 per \$100 was assessed to finance the payment of principal and interest on long-term obligations.

**E. INTERFUND RECEIVABLES AND PAYABLES**

The District has numerous transactions between funds which involve receipts and disbursements by one fund for amounts for another fund. Those transactions which require one fund to reimburse another are classified in the balance sheets of the various funds as “due to/from other funds,” as appropriate. Transactions that would be treated as revenues, expenditures, or expenses if they involved organizations external to the District, are accounted for as revenues, expenditures or expenses of the funds involved.

The interfund balances between funds result mainly from federal and state grants that operate on a reimbursement basis. Interfund balances occur when one fund pays or receives resources for another fund. The interfund balances between the General Fund and the Non-Major Funds are specifically due to accounts payable invoices that were dated and merchandise/supplies received before June 30, 2018.

Interfund balances at June 30, 2018, consisted of the following amounts:

|                               | <u>Due From Other<br/>Funds</u> | <u>Due to Other<br/>Funds</u> |
|-------------------------------|---------------------------------|-------------------------------|
| <b>General Fund:</b>          |                                 |                               |
| Special Revenue Funds         | \$ 330,819                      | \$ 186,881                    |
| Capital Projects Fund         | 44,299                          | -                             |
| Agency Fund                   | 2,465                           | -                             |
| Total General Fund            | <u>377,583</u>                  | <u>186,881</u>                |
| <b>Capital Projects Fund:</b> |                                 |                               |
| General Fund                  | -                               | 44,299                        |
| Total Capital Projects Fund   | <u>-</u>                        | <u>44,299</u>                 |
| <b>Special Revenue Funds:</b> |                                 |                               |
| General Fund                  | 186,881                         | 330,819                       |
| Special Revenue Funds         | 9,977                           | 9,977                         |
| Total Special Revenue Funds   | <u>196,858</u>                  | <u>340,796</u>                |
| <b>Agency Fund:</b>           |                                 |                               |
| General Fund                  | -                               | 2,465                         |
| Total Agency Fund             | <u>-</u>                        | <u>2,465</u>                  |
| <b>TOTAL</b>                  | <u>\$ 574,441</u>               | <u>\$ 574,441</u>             |

Interfund transfers during fiscal year ended June 30, 2018 consisted of the following amounts:

|                               | <u>Transfers<br/>Out</u> | <u>Transfers<br/>In</u> |
|-------------------------------|--------------------------|-------------------------|
| <b>General Fund:</b>          |                          |                         |
| Special Revenue Funds         | \$ 227,176               | \$ -                    |
| Internal Service Fund         | 500,000                  | -                       |
| Capital Projects              | -                        | -                       |
| <b>Capital Projects Fund:</b> |                          |                         |
| General Fund                  | -                        | -                       |
| Debt Service Fund             | -                        | -                       |
| <b>Debt Service Fund:</b>     |                          |                         |
| Capital Projects Fund         | -                        | -                       |
| <b>Special Revenue Funds:</b> |                          |                         |
| General Fund                  | -                        | 227,176                 |
| <b>Internal Service Fund:</b> |                          |                         |
| General Fund                  | <u>-</u>                 | <u>500,000</u>          |
| <b>TOTAL</b>                  | <u>\$ 727,176</u>        | <u>\$ 727,176</u>       |

**F. CAPITAL ASSET ACTIVITY**

Capital asset activity for the District for the year ended June 30, 2018, was as follows:

| Governmental Activities:                    | Primary Government |             |             |             | Ending Balance |
|---|--------------------|-------------|-------------|-------------|----------------|
|   | Beginning Balance  | Additions   | Retirements | Transfers   |                |
| Land  | \$ 1,681,954       | -           | -           | -           | 1,681,954      |
| Buildings and Improvements                  | 93,135,161         | -           | -           | 4,229,750   | 97,364,911     |
| Furniture and Equipment                     | 18,698,350         | 796,914     | (6,350,752) | -           | 13,144,512     |
| Construction in Progress                    | 3,943,402          | 286,348     | -           | (4,229,750) | -              |
| Totals at Historic Cost                     | \$ 117,458,867     | 1,083,262   | (6,350,752) | -           | 112,191,377    |
| Less Accumulated Depreciation for:          |                    |             |             |             |                |
| Buildings and Improvements                  | \$ (35,661,950)    | (2,324,820) | -           | -           | (37,986,770)   |
| Furniture and Equipment                     | (12,475,793)       | (1,882,976) | 6,271,968   | -           | (8,086,801)    |
| Total Accumulated Depreciation              | \$ (48,137,743)    | (4,207,796) | 6,271,968   | -           | (46,073,571)   |
| Governmental Activities Capital Assets, Net | \$ 69,321,124      | (3,124,534) | (78,784)    | -           | 66,117,806     |

Depreciation expense was charged to governmental functions as follows:

|  |              |
|--|--------------|
| Instruction                                  | \$ 3,352,684 |
| School Leadership                            | 77,655       |
| Guidance, Counseling and Evaluation Services | 77,655       |
| Student (Pupil) Transportation               | 251,697      |
| Food Services                                | 78,548       |
| Co-curricular/Extracurricular Activities     | 366,987      |
| General Administration                       | 2,570        |
| Total Depreciation Expense                   | \$ 4,207,796 |

**G. BONDS PAYABLE AND OTHER LONG-TERM LIABILITIES**

The bonded debt payable is supported by a pledge of the District’s full faith and credit. The bond indentures require a levy and collection of taxes without limitation as to rate or amount on all property subject to taxation by the District sufficient in amount to pay the principal and interest on such bonds as they become due. The indentures also require that a debt service fund be created and administered by the District solely for the purpose of paying principal and interest when due. Bonded indebtedness of the District is reflected in the General Long-Term Debt Account Group.

**G. BONDS PAYABLE AND OTHER LONG-TERM LIABILITIES (Continued)**

A summary of changes in general long-term debt for the year ended June 30, 2018 is as follows:

|   | <u>Interest<br/>Rate<br/>Payable</u> | <u>Amount<br/>Original<br/>Issue</u> | <u>Outstanding<br/>07/01/17</u> | <u>Issued /<br/>Accretion</u> | <u>Retired /<br/>Refunded</u> | <u>Outstanding<br/>06/30/18</u> | <u>Maturity<br/>Date</u> |
|---|--------------------------------------|--------------------------------------|---------------------------------|-------------------------------|-------------------------------|---------------------------------|--------------------------|
| Unlimited Tax<br>School Building<br>Bonds – Series 2011 | 3.0% to<br>4.00%                     | 12,996,408                           | 12,996,408                      | -                             | (3,338,608)                   | 9,657,800                       | 2/15/21                  |
| Unlimited Tax<br>School Building<br>Bonds – Series 2013 | 4.00%                                | 5,000,000                            | 2,230,000                       | -                             | -                             | 2,230,000                       | 2/15/23                  |
| Unlimited Tax<br>School Building<br>Bonds – Series 2015 | 1.75% to<br>2.50%                    | 5,000,000                            | 2,035,000                       | -                             | (320,000)                     | 1,715,000                       | 8/31/23                  |
| Unlimited Tax<br>School Building<br>Bonds – Series 2017 | 1.70% to<br>3.50%                    | <u>4,965,000</u>                     | <u>4,965,000</u>                | <u>-</u>                      | <u>(960,000)</u>              | <u>4,005,000</u>                | 2/15/22                  |
| Total Bonded Debt<br>Payable                            |                                      | \$ <u>27,961,408</u>                 | \$ <u>22,226,408</u>            | \$ <u>-</u>                   | \$ <u>(4,618,608)</u>         | \$ <u>17,607,800</u>            |                          |

There are a number of limitations and restrictions contained in the general obligation bond indenture. Management has indicated that the District is in compliance with all significant limitations and restrictions at June 30, 2018.

Annual debt service requirements to maturity for general obligation bonds are as follows:

| <b>Governmental Activities:</b><br>Year Ended June 30, | <u>General Obligations</u> |                     |                               |
|--|----------------------------|---------------------|-------------------------------|
|  | <u>Principal</u>           | <u>Interest</u>     | <u>Total<br/>Requirements</u> |
| 2019   | \$ 4,652,163               | \$ 889,584          | \$ 5,541,747                  |
| 2020   | 4,051,888                  | 920,209             | 4,972,097                     |
| 2021   | 4,008,749                  | 953,811             | 4,962,560                     |
| 2022   | 3,405,000                  | 117,885             | 3,522,885                     |
| 2023   | <u>1,490,000</u>           | <u>42,900</u>       | <u>1,532,900</u>              |
|  | \$ <u>17,607,800</u>       | \$ <u>2,924,389</u> | \$ <u>20,532,189</u>          |

*Capital Appreciation Bonds*

The total accretion on capital appreciation bonds as of June 30, 2018 was \$1,315,069. Accretion for the fiscal year was \$251,488. Accreted interest paid during the fiscal year was \$436,392.

**G. BONDS PAYABLE AND OTHER LONG-TERM LIABILITIES (Continued)**

*Defeased Bonds Outstanding*

The District defeased outstanding general obligations through the Refunding General Obligations Series by placing the proceeds of the new bonds in irrevocable trust to provide for the future debt service payments on the old bonds. Accordingly, the trust account assets and defeased bonds are not included in the District's financial statements. At June 30, 2018, there is no amount of the bonds defeased outstanding.

*Authorized Debt Status*

Voters have authorized the issuance of additional bonds for construction and improvements. The following authorizations are effective at year end:

| <u>Date of Authorization</u> | <u>Amount Authorized</u> | <u>Amount Issued</u> | <u>Remaining Unissued</u> |
|------------------------------|--------------------------|----------------------|---------------------------|
| May 14, 2011                 | \$ <u>33,000,000</u>     | \$ <u>27,965,000</u> | \$ <u>5,035,000</u>       |

*Arbitrage Payable*

The Federal Tax Reform Act of 1986 requires issuers to tax-exempt debt to make payments to the United States Treasury for investment income received at yields that exceed the issuer's tax exempt borrowing rates. The Treasury requires payment for each issue every five years. The estimated liability is updated annually for all tax-exempt issuances or changes in yields until such time payment of the calculated liability is due. The District had no arbitrage liability as of June 30, 2018.

Long-term activity for the year ended June 30, 2018, was as follows:

|   | <u>Beginning Balance</u> | <u>Additions</u>   | <u>Reductions</u>  | <u>Ending Balance</u> | <u>Due Within One Year</u> |
|---|--------------------------|--------------------|--------------------|-----------------------|----------------------------|
| <b>Governmental Activities:</b>                     |                          |                    |                    |                       |                            |
| General Obligation Bonds                            | \$ 22,226,408            | -                  | (4,618,608)        | 17,607,800            | 4,652,163                  |
| Accreted interest on capital appreciation bonds     | 1,499,973                | 251,488            | (436,392)          | 1,315,069             | 542,837                    |
| Accrued interest on capital appreciation bonds      | 242,611                  | -                  | (55,170)           | 187,441               | -                          |
| Other Liabilities:                                  |                          |                    |                    |                       |                            |
| Net Pension Liability                               | 8,150,869                | (451,586)          | (715,810)          | 6,983,473             | -                          |
| Net OPEB Liability                                  | 23,552,313               | (10,052,129)       | (159,495)          | 13,340,689            | -                          |
| Compensated Absences                                | 195,221                  | 692,693            | (236,873)          | 651,041               | -                          |
| Total Governmental Activities Long-term Liabilities | <u>\$ 55,867,395</u>     | <u>(9,559,534)</u> | <u>(6,222,348)</u> | <u>40,085,513</u>     | <u>5,195,000</u>           |
| Deferred amount on refunding                        | -                        | -                  | -                  | -                     | -                          |
| Long-term Assets                                    | -                        | -                  | -                  | -                     | -                          |
| <b>Business-type Activities:</b>                    |                          |                    |                    |                       |                            |
| Total Business-type Activities                      |                          |                    |                    |                       |                            |
| Long-term Liabilities                               | -                        | -                  | -                  | -                     | -                          |

**H. COMMITMENTS UNDER OPERATING LEASES**

Commitments under operating (noncapitalized) lease agreements for equipment provide for minimum future rental payments as of June 30, 2018, are as follows:

| Year Ended June 30, | <u>Future<br/>Rental<br/>Payments</u> |
|---------------------|---------------------------------------|
| 2019                | \$ 96,143                             |
| 2020                | 25,946                                |
| 2021                | <u>9,753</u>                          |
|                     | <u>\$ 131,842</u>                     |

Rental expenditures for the year ended June 30, 2018 were approximately \$168,000.

**I. ACCUMULATED UNPAID VACATION AND SICK LEAVE BENEFITS**

Upon retirement or death of certain employees, the District pays any accrued sick leave and vacation leave in a lump cash payment to such employee or his/her estate. Individuals employed after October 1, 1985 are not eligible to receive the lump sum payments. A summary of changes in the accumulated sick leave and vacation leave liability follows:

|  | <u>Sick Leave</u> | <u>Vacation Leave</u> |
|--|-------------------|-----------------------|
| Balance, July 1, 2017                          | \$174,414         | \$20,807              |
| Additions - New Entrants and Salary Increments | 588,017           | 104,677               |
| Deductions – Payments to Participants          | <u>(145,302)</u>  | <u>(91,572)</u>       |
| Balance, June 30, 2018                         | <u>\$617,129</u>  | <u>\$33,912</u>       |

**J. DEFINED BENEFIT PENSION PLAN**

**Plan Description.** Andrews Independent School District participates in a cost-sharing multiple-employer defined benefit pension that has a special funding situation. The plan is administered by the Teacher Retirement System of Texas (TRS). It is a defined benefit pension plan established and administered in accordance with the Texas Constitution, Article XVI, Section 67 and Texas Government Code, Title 8, Subtitle C. The pension trust fund is a qualified pension trust under Section 401(a) of the Internal Revenue Code. The Texas Legislature establishes benefits and contribution rates within the guidelines of the Texas Constitution. The pension’s Board of Trustees does not have the authority to establish or amend benefit terms.

All employees of public, state-supported educational institutions in Texas who are employed for one-half or more of the standard work load and who are not exempted from membership under Texas Government Code, Title 8, Section 822.002 are covered by the system.

**Pension Plan Fiduciary Net Position.** Detailed information about the Teacher Retirement System’s fiduciary net position is available in a separately-issued Comprehensive Annual Financial Report that includes financial statements and required supplementary information. That report may be obtained on the Internet at <http://www.trs.state.tx.gov/about/documents/cafr.pdf#CAFR>; by writing to TRS at 1000 Red River Street, Austin, TX 78701-2698; or by calling (512) 542-6592.

**J. DEFINED BENEFIT PENSION PLAN (Continued)**

**Benefits Provided.** TRS provides service and disability retirement, as well as death and survivor benefits, to eligible employees (and their beneficiaries) of public and higher education in Texas. The pension formula is calculated using 2.3 percent (multiplier) times the average of the five highest annual creditable salaries times years of credited service to arrive at the annual standard annuity except for members who are grandfathered, the three highest annual salaries are used. The normal service retirement is at age 65 with 5 years of credited service or when the sum of the member’s age and years of credited service equals 80 or more years. Early retirement is at age 55 with 5 years of service credit or earlier than 55 with 30 years of service credit. There are additional provisions for early retirement if the sum of the member’s age and years of service credit total at least 80, but the member is less than age 60 or 62 depending on date of employment, or if the member was grandfathered in under a previous rule. There are no automatic post-employment benefit changes; including automatic COLAs. Ad hoc post-employment benefit changes, including ad hoc COLAs can be granted by the Texas Legislature as noted in the Plan description above.

**Contributions.** Contribution requirements are established or amended pursuant to Article 16, section 67 of the Texas Constitution which requires the Texas legislature to establish a member contribution rate of not less than 6% of the member’s annual compensation and a state contribution rate of not less than 6% and not more than 10% of the aggregate annual compensation paid to members of the system during the fiscal year. Texas Government Code section 821.006 prohibits benefit improvements, if as a result of the particular action, the time required to amortize TRS’ unfunded actuarial liabilities would be increased to a period that exceeds 31 years, or, if the amortization period already exceeds 31 years, the period would be increased by such action.

Employee contribution rates are set in state statute, Texas Government Code 825.402. Senate Bill 1458 of the 83<sup>rd</sup> Texas Legislature amended Texas Government Code 825.402 for member contributions and established employee contribution rates for fiscal years 2014 thru 2017. The 84<sup>th</sup> Texas Legislature, General Appropriations Act (GAA) established the employer contribution rates for fiscal years 2016 and 2017.

|  | <u>Contribution Rates</u> |              |
|--|---------------------------|--------------|
|  | <u>2017</u>               | <u>2018</u>  |
| Member   | 7.7%                      | 7.7%         |
| Non-Employer Contributing Entity (State)           | 6.8%                      | 6.8%         |
| Employers  | 6.8%                      | 6.8%         |
| Current fiscal year employer contributions         |                           | \$ 717,489   |
| Current fiscal year member contributions           |                           | \$ 1,869,456 |
| 2017 measurement year NECE on-behalf contributions |                           | \$ 1,272,796 |

Contributors to the plan include members, employers and the State of Texas as the only non-employer contributing entity. The State is the employer for senior colleges, medical schools and state agencies including TRS. In each respective role, the State contributes to the plan in accordance with state statutes and the General Appropriations Act (GAA).

## **J. DEFINED BENEFIT PENSION PLAN (Continued)**

As the non-employer contributing entity for public education, the State of Texas contributes to the retirement system an amount equal to the current employer contribution rate times the aggregate annual compensation of all participating members of the pension trust fund during that fiscal year reduced by the amounts described below which are paid by the employers. Employers, including public schools, are required to pay the employer contribution rate in the following instances:

- On the portion of the member's salary that exceeds the statutory minimum for members entitled to the statutory minimum under Section 21.402 of the Texas Education Code.
- During a new member's first 90 days of employment.
- When any part or all of an employee's salary is paid by federal funding sources, a privately sponsored source, from non-educational and general, or local funds.

In addition to the employer contributions listed above, there are two additional surcharges an employer is subject to:

- When employing a retiree of the Teacher Retirement System, the employer shall pay both the member contribution and the state contribution as an employment after retirement surcharge.
- When a school district does not contribute to the Federal Old-Age, Survivors and Disability Insurance (OASDI) Program for certain employees, they must contribute 1.5% of the state contribution rate for certain instructional or administrative employees; and 100% of the state contribution rate for all other employees.

**Actuarial Assumptions.** The total pension liability in the August 31, 2017 actuarial valuation was determined using the following actuarial assumptions:

|  |                                    |
|--|------------------------------------|
| Valuation Date   | August 31, 2017                    |
| Actuarial Cost Method  | Individual Entry Age Normal        |
| Asset Valuation Method                                       | Market Value                       |
| Single Discount Rate   | 8.00%                              |
| Long-term expected Investment Rate of Return                 | 8.00%                              |
| Municipal Bond Rate  | N/A                                |
| Last year ending August 31 in 2017 to 2116 projection period | 2116                               |
| Inflation  | 2.50%                              |
| Salary Increases   | 3.50% to 9.50% including inflation |
| Ad hoc post-employment benefit changes                       | None                               |

The actuarial methods and assumptions are based primarily on a study of actual experience for the four year period ending August 31, 2014 and adopted on September 24, 2015.

**Discount Rate.** The discount rate used to measure the total pension liability was 8.0%. There was no change in the discount rate since the previous year. The projection of cash flows used to determine the discount rate assumed that contributions from plan members and those of the contributing employers and the non-employer contributing entity are made at the statutorily required rates. Based on those assumptions, the pension plan's fiduciary net position was projected to be available to make all future benefit payments of current plan members. Therefore, the long-term expected rate of return on pension plan investments was applied to all periods of projected benefit payments to determine the total pension liability. The long-term rate of return on pension plan investments is 8%. The long-term expected rate of return on pension plan investments was determined using a building-block method in which best-estimates ranges of expected future real rates of return (expected returns, net of pension plan investment expense and inflation) are developed for each major asset class. These ranges are combined to produce the long-term expected rate of return by weighting the expected future real rates of return by the target asset allocation percentage and by adding expected inflation.



**J. DEFINED BENEFIT PENSION PLAN (Continued)**

Best estimates of geometric real rates of return for each major asset class included in the Systems target asset allocation as of August 31, 2017 are summarized below:

| Asset Class                   | Target Allocation | Long-Term Expected Geometric Real Rate of Return | Expected Contribution to Long-Term Portfolio Returns |
|-------------------------------|-------------------|--|--|
| <b>Global Equity</b>          |                   |  |  |
| U.S.                          | 18%               | 4.6%   | 1.0%   |
| Non-U.S. Developed            | 13%               | 5.1%   | 0.8%   |
| Emerging Markets              | 9%                | 5.9%   | 0.7%   |
| Directional Hedge Funds       | 4%                | 3.2%   | 0.1%   |
| Private Equity                | 13%               | 7.0%   | 1.1%   |
| <b>Stable Value</b>           |                   |  |  |
| U.S. Treasuries               | 11%               | 0.7%   | 0.1%   |
| Absolute Return               | 0%                | 1.8%   | 0.0%   |
| Hedge Funds (Stable Value)    | 4%                | 3.0%   | 0.1%   |
| Cash                          | 1%                | -0.2%  | 0.0%   |
| <b>Real Return</b>            |                   |  |  |
| Global Inflation Linked Bonds | 3%                | 0.9%   | 0.0%   |
| Real Assets                   | 16%               | 5.1%   | 1.1%   |
| Energy and Natural Resources  | 3%                | 6.6%   | 0.2%   |
| Commodities                   | 0%                | 1.2%   | 0.0%   |
| <b>Risk Parity</b>            |                   |  |  |
| Risk Parity                   | 5%                | 6.7%   | 0.3%   |
| Inflation Expectations        |                   |  | 2.2%   |
| Alpha                         |                   |  | 1.0%   |
| <b>Total</b>                  | <b>100%</b>       |  | <b>8.7%</b>  |

\* *The Expected Contribution to Returns incorporates the volatility drag resulting from the conversion between Arithmetic and Geometric mean returns.*

**Discount Rate Sensitivity Analysis.** The following schedule shows the impact of the Net Pension Liability if the discount rate used was 1% less than and 1% greater than the discount rate that was used (8%) in measuring the Net Pension Liability.

|   | 1% Decrease in Discount Rate (7.0%) | Discount Rate (8.0%) | 1% Increase in Discount Rate (9.0%) |
|---|-------------------------------------|----------------------|-------------------------------------|
| Proportionate share of the net pension liability: | \$11,772,755                        | \$6,983,473          | \$2,995,618                         |

**Pension Liabilities, Pension Expense, and Deferred Outflows of Resources and Deferred Inflows of Resources Related to Pensions.** At June 30, 2018, the District reported a liability of \$6,983,473 for its proportionate share of the TRS's net pension liability. This liability reflects a reduction for State pension support provided to the District. The amount recognized by the District as its proportionate share of the net pension liability, the related State support, and the total portion of the net pension liability that was associated with the District were as follows:

|  |                     |
|--|---------------------|
| District's Proportionate share of the collective net pension liability | \$6,983,473         |
| State's Proportionate share that is associated with the District       | <u>\$12,443,553</u> |
| Total  | <u>\$19,427,026</u> |

**J. DEFINED BENEFIT PENSION PLAN (Continued)**

The net pension liability was measured as of August 31, 2017, and the total pension liability used to calculate the net pension liability was determined by an actuarial valuation as of that date. The employer’s proportion of the net pension liability was based on the employer’s contributions to the pension plan relative to the contributions of all employers to the plan for the period September 1, 2016 thru August 31, 2017.

At August 31, 2017 the employer’s proportion of the collective net pension liability was 0.0218407%, which was an increase (decrease) of 0.0002709783% from its proportion measured as of August 31, 2016.

***Changes since the Prior Actuarial Valuation.*** There were no changes to the actuarial assumptions or other inputs that affected measurement of the total pension liability since the prior measurement period.

There were no changes of benefit terms that affected measurement of the total pension liability during the measurement period.

For the year ended June 30, 2018, the District recognized pension expense of \$1,770,010 and revenue of \$949,145 for support provided by the State.

At June 30, 2018, the District reported its proportionate share of the TRS’s deferred outflows of resources and deferred inflows of resources related to pensions from the following sources:

|   | Deferred Outflows<br>of Resources | Deferred Inflows<br>of Resources |
|---|-----------------------------------|----------------------------------|
| Differences between expected and actual economic experiences  | \$102,171                         | \$376,609                        |
| Changes in actuarial assumptions  | 318,108                           | 182,110                          |
| Differences between projected and actual investment earnings  | -                                 | 508,940                          |
| Changes in proportion and differences between the employer’s contributions and the proportionate share of contributions | 1,163,237                         | 284,155                          |
| Total as of August 31, 2017 measurement date  | \$1,583,516                       | \$1,351,814                      |
| Contributions paid to TRS subsequent to the measurement date  | 605,019                           | -                                |
| Total as of fiscal year-end   | \$2,188,535                       | \$1,351,814                      |

The net amounts of the employer’s balances of deferred outflows and inflows of resources related to pensions will be recognized in pension expense as follows:

|            |    |           |
|------------|----|-----------|
| 2019       | \$ | 3,834     |
| 2020       | \$ | 449,607   |
| 2021       | \$ | (30,414)  |
| 2022       | \$ | (163,249) |
| 2023       | \$ | (31,721)  |
| Thereafter | \$ | 3,645     |

For the year ended June 30, 2018, the District received approximately \$77,000 in Medicare Part D on-behalf payments.

**K. DEFINED OTHER POST-EMPLOYMENT BENEFIT PLANS**

**Plan Description.** Andrews Independent School District participates in the Texas Public School Retired Employees Group Insurance Program (TRS-Care). It is a multiple-employer, cost-sharing defined Other Post-Employment (OPEB) plan that has a special funding situation. The plan is administered through a trust by the Teacher Retirement System of Texas (TRS) Board of Trustees. It is established and administered in accordance with the Texas Insurance Code, Chapter 1575.

**OPEB Plan Fiduciary Net Position.** Detailed information about the TRS-Care’s fiduciary net position is available in a separately-issued TRS Comprehensive Annual Financial Report that includes financial statements and required supplementary information. That report may be obtained on the Internet at <http://www.trs.state.tx.gov/about/documents/cafr.pdf#CAFR>; by writing to TRS at 1000 Red River Street, Austin, TX 78701-2698; or by calling (512) 542-6592.

**Benefits Provided.** TRS-Care provides a basic health insurance coverage (TRS-Care 1), at no cost to all retirees from public schools, charter schools, regional education service centers and other educational districts who are members of the TRS pension plan. Optional dependent coverage is available for an additional fee.

Eligible retirees and their dependents not enrolled in Medicare may pay premiums to participate in one of two optional insurance plans with more comprehensive benefits (TRS-Care 2 and TRS-Care 3). Eligible retirees and dependents enrolled in Medicare may elect to participate in one of the two Medicare health plans for an additional fee. To qualify for TRS-Care coverage, a retiree must have at least 10 years of service credit in the TRS pension system. The Board of Trustees is granted the authority to establish basic and optional group insurance coverage for participants as well as to amend benefit terms as needed under Chapter 1575.052. There are no automatic post-employment benefit changes; including automatic COLAs.

The premium rates for the optional health insurance are based on years of service of the member. The schedule below shows the monthly rates for the average retiree with Medicare Parts A&B coverage, with 20 to 29 years of service for the basic plan and the two optional plans.

| <b>TRS-Care Plan Premium Rates (Effective Sept 1, 2016 to Dec 31, 2017)</b> |                                  |                                     |                                     |
|---|----------------------------------|-------------------------------------|-------------------------------------|
|   | <b>TRS-Care 1<br/>Basic Plan</b> | <b>TRS-Care 2<br/>Optional Plan</b> | <b>TRS-Care 3<br/>Optional Plan</b> |
| Retiree *   | \$0                              | \$70                                | \$100                               |
| Retiree & Spouse  | 20                               | 175                                 | 255                                 |
| Retiree * & Children  | 41                               | 132                                 | 182                                 |
| Retiree & Family  | 61                               | 237                                 | 337                                 |
| Surviving Children Only   | 28                               | 62                                  | 82                                  |

\* or surviving spouse

**Contributions.** Contribution rates for the TRS-Care plan are established in state statute by the Texas Legislature, and there is no continuing obligation to provide benefits beyond each fiscal year. The TRS-Care plan is currently funded on a pay-as-you-go basis and is subject to change based on available funding. Funding for TRS-Care is provided by retiree premium contributions and contributions from the state, active employees, and school districts based upon public school district payroll. The TRS Board of trustees does not have the authority to set or amend contribution rates.

**K. DEFINED OTHER POST-EMPLOYMENT BENEFIT PLANS (Continued)**

Texas Insurance Code, section 1575.202 establishes the state’s contribution rate which is 1.0% of the employee’s salary. Section 1575.203 establishes the active employee’s rate which is 0.65% of pay. Section 1575.204 establishes an employer contribution rate of not less than 0.25 percent or not more than 0.75 percent of the salary of each active employee of the public. The actual employer contribution rate is prescribed by the Legislature in the General Appropriations Act. The following table shows contributions to the TRS-Care plan by type of contributor.

|  | <u>Contribution Rates</u> |             |
|--|---------------------------|-------------|
|  | <u>2017</u>               | <u>2018</u> |
| Active Employee                                    | 0.65%                     | 0.65%       |
| Non-Employer Contributing Entity (State)           | 1.00%                     | 1.25%       |
| Employers  | 0.55%                     | 0.75%       |
| Federal/private Funding remitted by Employers      | 1.00%                     | 1.25%       |
| Current fiscal year employer contributions         |                           | \$ 199,754  |
| Current fiscal year member contributions           |                           | \$ 157,813  |
| 2017 measurement year NECE on-behalf contributions |                           | \$ 231,213  |

In addition to the employer contributions listed above, there is an additional surcharge all TRS employers are subject to (regardless of whether or not they participate in the TRS Care OPEB program). When employers hire a TRS retiree, they are required to pay to TRS Care, a monthly surcharge of \$535 per retiree.

TRS-Care received supplemental appropriations from the State of Texas as the Non-Employer Contributing Entity in the amount of \$15.6 million in fiscal year 2017. House Bill 21 was passed in special session and provided a supplemental appropriation in the amount of \$212 million in fiscal year 2018. The District’s proportionate share of the \$212 million received during the District’s 2018 fiscal year is reported in the fund level financial statements as an on-behalf contribution as required by GASB 85 and GASB 24.

**Actuarial Assumptions.** The total OPEB liability in the August 31, 2017 actuarial valuation was determined using the following actuarial assumptions:

The following assumptions and other inputs used for members of TRS-Care are identical to the assumptions used in the August 31, 2017 TRS pension actuarial valuation:

|                               |                         |
|-------------------------------|-------------------------|
| Rates of Mortality            | General Inflation       |
| Rates of Retirement           | Wage Inflation          |
| Rates of Termination          | Expected Payroll Growth |
| Rates of Disability Incidence |                         |

**Additional Actuarial Methods and Assumptions:**

|  |  |
|--|--|
| Valuation Date                         | August 31, 2017  |
| Actuarial Cost Method                  | Individual Entry Age Normal  |
| Inflation                              | 2.50%  |
| Discount Rate                          | 3.42%  |
| Aging Factors                          | Based on plan specific experience  |
| Expenses                               | Third-party administrative expenses related to the delivery of health care benefits are included in the age-adjusted claims costs. |
| Payroll Growth Rate                    | 2.50%  |
| Projected Salary Increases             | 3.50% to 9.50%   |
| Healthcare Trend Rates                 | 4.50% to 12.00%  |
| Election Rates                         | Normal Retirement: 70% participation prior to age 65 and 75% participation after age 65  |
| Ad hoc post-employment benefit changes | None   |

**K. DEFINED OTHER POST-EMPLOYMENT BENEFIT PLANS (Continued)**

**Other Information.** There was a significant plan change adopted in fiscal year ending August 31, 2017. Effective January 1, 2018, only one health plan option will be offered and all retirees will be required to contribute monthly premiums for coverage. Assumption changes made for the August 31, 2017 valuation include a change to the assumption regarding the phase-out of the Medicare Part D subsidies and a change to the discount rate from 2.98% as of August 31, 2016 to 3.42% as of August 31, 2017.

**Discount Rate.** A single discount rate of 3.42% was used to measure the total OPEB liability. There was a change of .44 percent in the discount rate since the previous year. Because the plan is essentially a “pay-as-you-go” plan, the single discount rate is equal to the prevailing municipal bond rate. The projection of cash flows used to determine the discount rate assumed that contributions from active members and those of the contributing employers and the non-employer contributing entity are made at the statutorily required rates. Based on those assumptions, the OPEB plan’s fiduciary net position was projected to *not be able to* make all future benefit payments of current plan members. Therefore, the municipal bond rate was applied to all periods of projected benefit payments to determine the total OPEB liability. The source of the municipal bond rate was fixed-income municipal bonds with 20 years to maturity that include only federally tax-exempt municipal bonds as reported in Fidelity Index’s “20-year Municipal GO AA Index” as of August 31, 2017.

**Discount Rate Sensitivity Analysis.** The following schedule shows the impact of the Net OPEB Liability if the discount rate used was 1% less than and 1% greater than the discount rate that was used (3.42%) in measuring the Net OPEB Liability.

|   | 1% Decrease in<br>Discount Rate (2.42%) | Discount Rate (3.42%) | 1% Increase in Discount<br>Rate (4.42%) |
|---|---|-----------------------|---|
| District’s proportionate share of the net OPEB liability: | \$15,745,325                            | \$13,340,689          | \$11,407,904                            |

**Healthcare Cost Trend Rates Sensitivity Analysis.** The following schedule presents the net OPEB liability of the plan using the assumed healthcare cost trend rate, as well as what the net OPEB liability would be if it were calculated using a trend rate that is one-percentage point lower or one-percentage point higher than the assumed healthcare cost trend rate.

|   | 1% Decrease  | Current Healthcare Cost<br>Trend Rate | 1% Increase  |
|---|--------------|---------------------------------------|--------------|
| District’s proportionate share of the net OPEB liability: | \$11,107,457 | \$13,340,689                          | \$16,270,972 |

**K. DEFINED OTHER POST-EMPLOYMENT BENEFIT PLANS (Continued)**

***OPEB Liabilities, OPEB Expense, and Deferred Outflows of Resources and Deferred Inflows of Resources Related to OPEBs.*** At June 30, 2018, the District reported a liability of \$13,340,689 for its proportionate share of the TRS’s net OPEB liability. This liability reflects a reduction for State OPEB support provided to the District. The amount recognized by the District as its proportionate share of the net OPEB liability, the related State support, and the total portion of the net OPEB liability that was associated with the District were as follows:

|   |                     |
|---|---------------------|
| District’s Proportionate share of the collective net OPEB liability | \$13,340,689        |
| State’s Proportionate share that is associated with the District    | <u>\$19,339,435</u> |
| Total   | <u>\$32,680,124</u> |

The net OPEB liability was measured as of August 31, 2017, and the total OPEB liability used to calculate the net OPEB liability was determined by an actuarial valuation as of that date. The employer’s proportion of the net OPEB liability was based on the employer’s contributions to the OPEB plan relative to the contributions of all employers to the plan for the period September 1, 2016 thru August 31, 2017.

At August 31, 2017 the employer’s proportion of the collective net OPEB liability was 0.0306779 %. Since this is the first year of implementation, the District does not have the proportion measured as of August 31, 2016. The Notes to the Financial Statements for August 31, 2016 for TRS stated that the change in proportion was immaterial and, therefore, disregarded this year.

***Changes since the Prior Actuarial Valuation.*** The following were change to the actuarial assumptions or other inputs that affected measurement of the total OPEB liability since the prior measurement period:

- Significant plan changes were adopted during fiscal year ending August 31, 2017. Effective January 1, 2018, only one health plan option will exist (instead of three), and all retirees will be required to contribute monthly premiums for coverage. The health plan changes triggered changes to several of the assumptions, including participation rates, retirement rates, and spousal participation rates.
- The August 31, 2016 valuation had assumed that the savings related to the Medicare Part D reimbursements would phase out by 2022. This assumption was removed for the August 31, 2017 valuation. Although there is uncertainty regarding these federal subsidies, the new assumption better reflects the current substantive plan. This change was unrelated to the plan amendment, and its impact was included as an assumption change in the reconciliation of the total OPEB liability. This change significantly lowered the OPEB liability.
- The discount rate changed from 2.98 percent as of August 31, 2016 to 3.42 percent as of August 31, 2017. This change lowered the total OPEB liability.

In this valuation, the impact of the Cadillac Tax has been calculated as a portion of the trend assumption. Assumptions and methods used to determine the impact of the Cadillac Tax include:

- 2018 thresholds of \$850/\$2,292 were indexed annually by 2.50 percent.
- Premium data submitted was not adjusted for permissible exclusions to the Cadillac Tax.
- There were no special adjustments to the dollar limit other than those permissible for non-Medicare retirees over 55.

Results indicate that the value of the excise tax would be reasonably represented by a 25 basis point addition to the long term trend rate assumption.

**K. DEFINED OTHER POST-EMPLOYMENT BENEFIT PLANS (Continued)**

Future actuarial measurements may differ significantly from the current measurements due to such factors as the following: plan experience differing from that anticipated by the economic or demographic assumptions; changes in economic or demographic assumptions; increases or decreases expected as part of the natural operation of the methodology used for these measurements; and changes in plan provisions or applicable law.

There were no changes of benefit terms that affected measurement of the total OPEB liability during the measurement period.

For the year ended June 30, 2018, the District recognized OPEB expense of (\$10,970,265) and revenue of (\$6,471,489) for support provided by the State. See Note W for further explanation.

At June 30, 2018, the District reported its proportionate share of the TRS’s deferred outflows of resources and deferred inflows of resources related to other post-employment benefits from the following sources:

|   | Deferred Outflows<br>of Resources | Deferred Inflows<br>of Resources |
|---|-----------------------------------|----------------------------------|
| Differences between expected and actual economic experiences  | \$-                               | \$278,497                        |
| Changes in actuarial assumptions  | -                                 | 5,301,938                        |
| Net Differences between projected and actual investment earnings  | 2,026                             | -                                |
| Changes in proportion and differences between the employer’s contributions and the proportionate share of contributions | 60                                | -                                |
| Total as of August 31, 2017 measurement date  | \$2,086                           | \$5,580,435                      |
| Contributions paid to TRS subsequent to the measurement date  | 174,758                           | -                                |
| Total as of fiscal year-end   | \$176,844                         | \$5,580,435                      |

The net amounts of the employer’s balances of deferred outflows and inflows of resources related to OPEB will be recognized in OPEB expense as follows:

|            |    |             |
|------------|----|-------------|
| 2019       | \$ | (736,069)   |
| 2020       | \$ | (736,069)   |
| 2021       | \$ | (736,069)   |
| 2022       | \$ | (736,069)   |
| 2023       | \$ | (736,575)   |
| Thereafter | \$ | (1,897,498) |

**L. HEALTH CARE COVERAGE**

The District sponsors a modified self-insurance plan to provide health care benefits to staff members and their dependents. Transactions related to the plan are accounted for in the Health Insurance Fund (the "Fund"), an internal service fund of the District. Partial staff member contributions are required for personal coverage and total staff member contributions are required for coverage of dependents. The District obtained excess loss insurance which limited annual claims paid from the Fund for the year ended June 30, 2018 to \$100,000 for any individual participant and an aggregate limit equal to \$5,259,451.

Estimates of claims payable and of claims incurred, but not reported at June 30, 2018, are reflected as accounts and claims payable of the Fund. The plan is funded to discharge liabilities of the Fund as they become due.

Changes in the balances of claims liabilities during the past year are as follows:

|   | <u>Year Ended<br/>June 30, 2018</u> |
|---|-------------------------------------|
| Unpaid claims, beginning of the fiscal year | \$ 410,995                          |
| Incurred claims (including IBNR's)          | 4,152,185                           |
| Claim payments                              | <u>(4,131,657 )</u>                 |
| Unpaid claims, end of fiscal year           | <u>\$ 431,523</u>                   |

**M. DEFERRED REVENUE**

Deferred revenue at June 30, 2018 consisted of the following:

|                        | <u>General<br/>Fund</u> | <u>Special<br/>Revenue<br/>Fund</u> | <u>Debt<br/>Service<br/>Fund</u> | <u>Total</u>        |
|------------------------|-------------------------|-------------------------------------|----------------------------------|---------------------|
| Net Tax Revenue        | \$ 1,764,094            | \$ -                                | \$ 211,389                       | \$ 1,975,483        |
| Food Service Receipts  | -                       | 34,399                              | -                                | 34,399              |
| Other                  | 76,258                  | -                                   | -                                | 76,258              |
| Total Deferred Revenue | <u>\$ 1,840,352</u>     | <u>\$ 34,399</u>                    | <u>\$ 211,389</u>                | <u>\$ 2,086,140</u> |

**N. DUE FROM STATE AGENCIES**

The District participates in a variety of federal and state programs from which it receives grants to partially or fully finance certain activities. In addition, the District receives entitlements from the State through the School Foundation and Per Capita Programs. Amounts due from federal and state governments as of June 30, 2018, are summarized below. All federal grants shown below are passed through the TEA and are reported on the combined financial statements as Due From/Receivables from Other Governments.

|                 | <u>State<br/>Entitlements</u> | <u>Federal<br/>Grants</u> | <u>Other<br/>Governments</u> | <u>Total</u>      |
|-----------------|-------------------------------|---------------------------|------------------------------|-------------------|
| General         | \$ 211,802                    | \$ -                      | \$ 189,492                   | \$ 401,294        |
| Special Revenue | 6,469                         | 125,643                   | -                            | 132,112           |
| Total           | <u>\$ 218,271</u>             | <u>\$ 125,643</u>         | <u>\$ 189,492</u>            | <u>\$ 533,406</u> |



## **O. RISK MANAGEMENT**

The District is exposed to various risks of loss related to torts, theft of, damage to, and destruction of assets; errors and omissions; injuries to employees; and natural disasters. During fiscal year 2018, the District purchased commercial insurance to cover general liabilities. There were no significant reductions in coverage in the past fiscal year and there were no settlements exceeding insurance coverage for each of the past three fiscal years.

## **P. FUND BALANCE**

In a previous year, the District implemented GASB Statement No. 54, "Fund Balance Reporting and Governmental Fund Type Definitions." This Statement provided more clearly defined fund balance categories to make the nature and extent of the constraints placed on a government's fund balances more transparent.

Fund Balance Classification: The governmental fund financial statements present fund balances based on classifications that comprise a hierarchy that is based primarily on the extent to which the District is bound to honor constraints on the specific purposes for which amounts in the respective governmental funds can be spent. The classifications used in the governmental fund financial statements are as follows:

- *Nonspendable* includes amounts that cannot be spent because they are either (a) not in spendable form or (b) are legally or contractually required to be maintained intact.
- *Restricted* includes amounts for which constraints have been placed on the use of the resources either (a) externally imposed by creditors, grantors, contributors, or laws or regulations of other governments, or (b) imposed by law through constitutional provisions or enabling legislation.
- *Committed* includes amounts that can be used only for specific purposes pursuant to constraints imposed by formal action of the District's Board of Trustees. The Board establishes (and modifies or rescinds) fund balance commitments by passage of a resolution. This can also be done through adoption and amendment of the budget. These amounts cannot be used for any other purpose unless the Board removes or changes the specified use by taking the same type of action that was employed when the funds were initially committed.
- *Assigned* includes amounts that are constrained by the District's intent to be used for a specific purpose but are neither restricted nor committed. This intent can be expressed by the Board or through the Board delegating this responsibility to other individuals in the District. This classification also includes the remaining positive fund balance for all governmental funds except for the General Fund.
- *Unassigned* includes all amounts not included in other spendable classifications, including the residual fund balance for the General Fund.

When an expenditure is incurred for purposes for which both restricted and unrestricted fund balance are available, the District considers restricted funds to have been spent first. When an expenditure is incurred for which committed, assigned, or unassigned fund balances are available, the District considers amounts to have been spent first out of committed funds, then assigned funds, and finally unassigned funds, as needed, unless the Board has provided otherwise in its commitment or assignment actions.

**Q. REVENUE FROM LOCAL AND INTERMEDIATE SOURCES**

During the current year, revenues from local and intermediate sources consisted of the following:

|                                  | General<br><u>Fund</u> | Special<br>Revenue<br><u>Fund</u> | Debt<br>Service<br><u>Fund</u> | Capital<br>Projects<br><u>Fund</u> | <u>Total</u>         |
|----------------------------------|------------------------|-----------------------------------|--------------------------------|------------------------------------|----------------------|
| Property Taxes                   | \$ 41,766,952          | \$ -                              | \$ 5,503,839                   | \$ -                               | \$ 47,270,791        |
| Penalties, Interest and Other    |                        |                                   |                                |                                    |                      |
| Tax-related Income               | 367,515                | -                                 | 44,744                         | -                                  | 412,259              |
| Investment Income                | 464,245                | -                                 | 33,889                         | 34,266                             | 532,400              |
| Food Sales                       | -                      | 878,444                           | -                              | -                                  | 878,444              |
| Co-curricular Student Activities | 26,316                 | -                                 | -                              | -                                  | 26,316               |
| Other                            | <u>803,140</u>         | <u>27,764</u>                     | <u>-</u>                       | <u>-</u>                           | <u>830,904</u>       |
| Total                            | <u>\$ 43,428,168</u>   | <u>\$ 906,208</u>                 | <u>\$ 5,582,472</u>            | <u>\$ 34,266</u>                   | <u>\$ 49,951,114</u> |

**R. LITIGATION AND CONTINGENCIES**

The District is not a party to any legal actions that are believed by administration to have a material effect on the financial condition of the District. Accordingly, no provision for losses has been recorded in the accompanying combined financial statements for such contingencies.

The District participates in numerous federally-funded programs, on both a direct and state pass-through basis. In connection with these grants, the District is required to comply with specific terms and agreements, as well as applicable federal and state laws and regulations. Such compliance is subject to review and audit by grantors and their representatives, including audits under the “Single Audit” concept and compliance examinations which build upon such audits. In the opinion of the District, the District has materially complied with all requirements. However, as such programs are subject to future audit or review, the possibility of disallowed expenditures exists. In the event of such disallowance of claimed expenditures, the District does not expect the resulting liability to have a material adverse effect on its combined financial statements as of June 30, 2018.

**S. CONSTRUCTION COMMITMENTS**

The District had no construction commitments as of June 30, 2018.

**T. RELATED ORGANIZATIONS**

The A.I.S.D. Education Foundation (the "Foundation"), a not-for-profit entity organized to provide scholarship funds, is a "related organization" of the District as defined by *Governmental Accounting Standards Board Statement No. 14*. The members of the Board of the Foundation are appointed by an outside taxpayer group.

**U. MAINTENANCE OF EFFORT**

The District contributions for health care for 2017-2018 were \$3,947,157, of which non-medical life insurance premiums were \$36,610, resulting in maintenance of effort of \$3,910,547.

**V. SUBSEQUENT EVENTS**

The District’s management has evaluated subsequent events through October 19, 2018, the date that the financial statements were available to be issued and concluded there are no other events requiring disclosure in the notes or recognition in the financial statements.

**W. NEGATIVE OPERATING GRANTS AND CONTRIBUTIONS – STATEMENT OF ACTIVITIES**

Expense activity is required to be recorded by districts who are participants in cost-sharing pension and OPEB benefit plans with a special funding situation where non-employer contributing entities (NECE) also participate in contributions to the plans. TRS-retirement and TRS-care benefit plans are both cost-sharing plans with special funding situations. Therefore, on-behalf expense activity of the NECE must be recorded at the government-wide level of reporting on the Statement of Activities in accordance with GASB 68 and GASB 75.

During the year under audit, the NECE expense was negative due to changes in benefits within the TRS-care plan. The accrual for the proportionate share of that expense was a negative on-behalf revenue and negative on-behalf expense. This resulted in negative revenue for operating grants and contributions on the Statement of Activities. According to guidance provided directly from GASB, this is the correct reporting.

Following are the effects on the Statement of Activities as a result of the negative on-behalf accruals recorded:

|   | Operating Grants and Contributions | Negative On-Behalf Accruals | Operating Grants and Contributions (excluding on-behalf accruals) |
|---|------------------------------------|-----------------------------|---|
| 11 - Instruction                                    | \$ (1,686,740)                     | \$ (3,815,033)              | \$ 2,128,293  |
| 12 - Instruction Resources and Media Services       | (86,173)                           | (100,120)                   | 13,947  |
| 13 - Curriculum and Instructional Staff Development | (49,972)                           | (58,059)                    | 8,087   |
| 21 - Instructional Leadership                       | (77,660)                           | (90,229)                    | 12,569  |
| 23 - School Leadership                              | (380,840)                          | (442,475)                   | 61,635  |
| 31 - Guidance, Counseling and Evaluation Services   | (8,773)                            | (219,939)                   | 211,166   |
| 32 - Social Work Services                           | (15,171)                           | (17,626)                    | 2,455   |
| 33 - Health Services                                | (74,195)                           | (86,203)                    | 12,008  |
| 34 - Student (Pupil) Transportation                 | (168,279)                          | (195,513)                   | 27,234  |
| 35 - Food Services                                  | 876,988                            | (212,401)                   | 1,089,389   |
| 36 - Extracurricular Activities                     | (159,116)                          | (184,868)                   | 25,752  |
| 41 - General Administration                         | (136,189)                          | (239,306)                   | 103,117   |
| 51 - Facilities, Maintenance and Operations         | (538,317)                          | (625,438)                   | 87,121  |
| 53 - Data Processing Services                       | (103,330)                          | (120,052)                   | 16,722  |
| 61 - Community Services                             | (55,280)                           | (64,227)                    | 8,947   |
|   | \$ (2,663,047)                     | \$ (6,471,489)              | \$ 3,808,442  |

**X. PRIOR PERIOD ADJUSTMENT**

During fiscal year 2018, the District adopted GASB Statement No. 75 for Accounting and Financial Reporting for Postemployment Benefits Other Than Pensions. With GASB 75, the District must assume their proportionate share of the Net OPEB liability of the Teacher Retirement System of Texas. Adoption of GASB 75 required a prior period adjustment to report the effect of GASB 75 retroactively. The prior period adjustment totaled \$(23,417,814), which resulted in a restated beginning net position balance of \$44,840,181.

THIS PAGE LEFT BLANK INTENTIONALLY

**REQUIRED SUPPLEMENTARY  
INFORMATION**

THIS PAGE LEFT BLANK INTENTIONALLY

ANDREWS INDEPENDENT SCHOOL DISTRICT  
SCHEDULE OF REVENUES, EXPENDITURES, AND CHANGES IN FUND BALANCE  
BUDGET AND ACTUAL - GENERAL FUND  
FOR THE YEAR ENDED JUNE 30, 2018

| Data Control Codes                     | Budgeted Amounts  |               | Actual Amounts (GAAP BASIS) | Variance With Final Budget Positive or (Negative) |              |
|--|---|---------------|-----------------------------|---|--------------|
|  | Original  | Final         |                             |   |              |
| <b>REVENUES:</b>                       |   |               |                             |   |              |
| 5700                                   | Total Local and Intermediate Sources                      | \$ 36,550,300 | \$ 41,177,002               | \$ 43,428,168                                     | \$ 2,251,166 |
| 5800                                   | State Program Revenues                                    | 2,676,277     | 2,783,917                   | 8,591,109   | 5,807,192    |
| 5900                                   | Federal Program Revenues                                  | -             | -                           | 181,064   | 181,064      |
| 5020                                   | Total Revenues  | 39,226,577    | 43,960,919                  | 52,200,341  | 8,239,422    |
| <b>EXPENDITURES:</b>                   |   |               |                             |   |              |
| Current:                               |   |               |                             |   |              |
| 0011                                   | Instruction   | 19,461,676    | 19,748,676                  | 19,760,114  | (11,438)     |
| 0012                                   | Instructional Resources and Media Services                | 520,980       | 494,980                     | 487,550   | 7,430        |
| 0013                                   | Curriculum and Instructional Staff Development            | 386,469       | 376,469                     | 350,451   | 26,018       |
| 0021                                   | Instructional Leadership                                  | 556,456       | 572,456                     | 567,291   | 5,165        |
| 0023                                   | School Leadership   | 1,991,122     | 2,071,122                   | 2,068,399   | 2,723        |
| 0031                                   | Guidance, Counseling and Evaluation Services              | 982,330       | 1,093,330                   | 1,082,746   | 10,584       |
| 0032                                   | Social Work Services                                      | 71,104        | 71,104                      | 70,292  | 812          |
| 0033                                   | Health Services   | 380,458       | 398,458                     | 395,160   | 3,298        |
| 0034                                   | Student (Pupil) Transportation                            | 1,080,532     | 1,125,532                   | 1,042,803   | 82,729       |
| 0036                                   | Extracurricular Activities                                | 1,686,966     | 1,793,966                   | 1,765,348   | 28,618       |
| 0041                                   | General Administration                                    | 1,355,210     | 1,401,710                   | 1,386,387   | 15,323       |
| 0051                                   | Facilities Maintenance and Operations                     | 4,355,129     | 4,523,129                   | 4,514,753   | 8,376        |
| 0052                                   | Security and Monitoring Services                          | 55,280        | 55,280                      | 51,310  | 3,970        |
| 0053                                   | Data Processing Services                                  | 892,467       | 901,467                     | 892,987   | 8,480        |
| 0061                                   | Community Services  | 333,649       | 363,649                     | 354,753   | 8,896        |
| Intergovernmental:                     |   |               |                             |   |              |
| 0091                                   | Contracted Instructional Services Between Schools         | 7,900,000     | 8,887,477                   | 8,393,317   | 494,160      |
| 0099                                   | Other Intergovernmental Charges                           | 340,000       | 340,000                     | 309,226   | 30,774       |
| 6030                                   | Total Expenditures  | 42,349,828    | 44,218,805                  | 43,492,887  | 725,918      |
| 1100                                   | Excess (Deficiency) of Revenues Over (Under) Expenditures | (3,123,251)   | (257,886)                   | 8,707,454   | 8,965,340    |
| <b>OTHER FINANCING SOURCES (USES):</b> |   |               |                             |   |              |
| 7912                                   | Sale of Real and Personal Property                        | -             | -                           | 12,923  | 12,923       |
| 7915                                   | Transfers In  | -             | -                           | 1,625,184   | 1,625,184    |
| 7949                                   | Other Resources   | -             | -                           | 14,151  | 14,151       |
| 8911                                   | Transfers Out (Use)                                       | -             | -                           | (2,352,361)                                       | (2,352,361)  |
| 7080                                   | Total Other Financing Sources (Uses)                      | -             | -                           | (700,103)   | (700,103)    |
| 1200                                   | Net Change in Fund Balances                               | (3,123,251)   | (257,886)                   | 8,007,351   | 8,265,237    |
| 0100                                   | Fund Balance - July 1 (Beginning)                         | 22,209,521    | 22,209,521                  | 22,209,521  | -            |
| 3000                                   | Fund Balance - June 30 (Ending)                           | \$ 19,086,270 | \$ 21,951,635               | \$ 30,216,872                                     | \$ 8,265,237 |

ANDREWS INDEPENDENT SCHOOL DISTRICT  
 SCHEDULE OF THE DISTRICT'S PROPORTIONATE SHARE OF THE NET PENSION LIABILITY  
 TEACHER RETIREMENT SYSTEM OF TEXAS  
 FOR THE YEAR ENDED JUNE 30, 2018

|   | FY 2018<br>Plan Year 2017 | FY 2017<br>Plan Year 2016 | FY 2016<br>Plan Year 2015 | FY 2015<br>Plan Year 2014 |
|---|---------------------------|---------------------------|---------------------------|---------------------------|
| District's Proportion of the Net Pension Liability (Asset)  | 0.021840679%              | 0.0215697%                | 0.0237108%                | 0.0165225%                |
| District's Proportionate Share of Net Pension Liability (Asset)   | \$ 6,983,473              | \$ 8,150,869              | \$ 8,381,452              | \$ 4,413,388              |
| State's Proportionate Share of the Net Pension Liability (Asset)<br>Associated with the District              | 12,443,553                | 16,774,504                | 15,302,050                | 12,267,251                |
| Total   | <u>\$ 19,427,026</u>      | <u>\$ 24,925,373</u>      | <u>\$ 23,683,502</u>      | <u>\$ 16,680,639</u>      |
| District's Covered Payroll  | \$ 24,597,526             | \$ 25,422,502             | \$ 24,374,480             | \$ 22,920,299             |
| District's Proportionate Share of the Net Pension Liability (Asset) as a<br>Percentage of its Covered Payroll | 28.39%                    | 32.06%                    | 34.39%                    | 19.25%                    |
| Plan Fiduciary Net Position as a Percentage of the Total Pension<br>Liability                                 | 82.17%                    | 78.00%                    | 78.43%                    | 83.25%                    |

Note: GASB 68, Paragraph 81 requires that the information on this schedule be data from the period corresponding with the periods covered as of the measurement dates of August 31, 2017 for year 2018, August 31, 2016 for Year 2017, August 31, 2015 for Year 2016 and August 31, 2014 for 2015.

Note: In accordance with GASB 68, Paragraph 138, only four years of data are presented this reporting period. "The information for all periods for the 10-year schedules that are required to be presented as required supplementary information may not be available initially. In these cases, during the transition period, that information should be presented for as many years as are available. The schedules should not include information that is not measured in accordance with the requirements of this Statement."



ANDREWS INDEPENDENT SCHOOL DISTRICT  
 SCHEDULE OF DISTRICT'S CONTRIBUTIONS FOR PENSIONS  
 TEACHER RETIREMENT SYSTEM OF TEXAS  
 FOR FISCAL YEAR 2018

|   | 2018          | 2017          | 2016          | 2015          |
|---|---------------|---------------|---------------|---------------|
| Contractually Required Contribution                                 | \$ 717,489    | \$ 715,681    | \$ 678,534    | \$ 662,588    |
| Contribution in Relation to the Contractually Required Contribution | (717,489)     | (715,681)     | (678,534)     | (662,588)     |
| Contribution Deficiency (Excess)                                    | \$ -0-        | \$ -0-        | \$ -0-        | \$ -0-        |
| District's Covered Payroll  | \$ 24,277,473 | \$ 24,721,571 | \$ 25,333,808 | \$ 24,181,792 |
| Contributions as a Percentage of Covered Payroll                    | 2.96%         | 2.89%         | 2.68%         | 2.74%         |

Note: GASB 68, Paragraph 81 requires that the data in this schedule be presented as of the District's respective fiscal years as opposed to the time periods covered by the measurement dates ending August 31 of the preceding year.

Note: In accordance with GASB 68, Paragraph 138, only four years of data are presented this reporting period. "The information for all periods for the 10-year schedules that are required to be presented as required supplementary information may not be available initially. In these cases, during the transition period, that information should be presented for as many years as are available. The schedules should not include information that is not measured in accordance with the requirements of this Statement."

ANDREWS INDEPENDENT SCHOOL DISTRICT  
 SCHEDULE OF THE DISTRICT'S PROPORTIONATE SHARE OF THE NET OPEB LIABILITY  
 TEACHER RETIREMENT SYSTEM OF TEXAS  
 FOR THE YEAR ENDED JUNE 30, 2018

|   | <u>FY 2018</u><br><u>Plan Year 2017</u> |
|---|---|
| District's Proportion of the Net Liability (Asset) for Other Post Employment Benefits                         | 0.030677949%                            |
| District's Proportionate Share of Net Post Employment Benefit Liability (Asset)                               | \$ 13,340,689                           |
| State's Proportionate Share of the Net Post Employment Benefit Liability (Asset) Associated with the District | 19,339,435                              |
| Total   | <u>\$ 32,680,124</u>                    |
| District's Covered Payroll  | \$ 24,597,526                           |
| District's Proportionate Share of the Net OPEB Liability (Asset) as a Percentage of its Covered Payroll       | 54.24%                                  |
| Plan Fiduciary Net Position as a Percentage of the Total OPEB Liability                                       | 0.91%                                   |

Note: GASB Codification, Vol. 2, P50.238 states that the information on this schedule should be determined as of the measurement date. Therefore the amounts reported for FY 2018 are based on the August 31, 2017 measurement date.

This schedule shows only the year for which this information is available. Additional information will be added until 10 years of data are available and reported.

ANDREWS INDEPENDENT SCHOOL DISTRICT  
 SCHEDULE OF DISTRICT'S CONTRIBUTIONS FOR OTHER POSTEMPLOYMENT BENEFITS (OPEB)  
 TEACHER RETIREMENT SYSTEM OF TEXAS  
 FOR FISCAL YEAR 2018

|   | 2018          |
|---|---------------|
| Contractually Required Contribution                                 | \$ 199,754    |
| Contribution in Relation to the Contractually Required Contribution | (199,754)     |
|   | \$ -0-        |
| Contribution Deficiency (Excess)                                    | -0-           |
| District's Covered Payroll  | \$ 24,277,473 |
| Contributions as a Percentage of Covered Payroll                    | 0.82%         |

Note: GASB Codification, Vol. 2, P50.238 requires that the data in this schedule be presented as of the District's respective fiscal years as opposed to the time periods covered by the measurement dates ending August 31 of the preceding year.

Information in this schedule should be provided only for the years where data is available. Eventually 10 years of data should be presented.

ANDREWS INDEPENDENT SCHOOL DISTRICT  
NOTES TO REQUIRED SUPPLEMENTARY INFORMATION  
FOR THE YEAR ENDED JUNE 30, 2018

A. Notes to Schedules for the TRS Pension

*Changes of Benefit terms.*

There were no changes of benefit terms that affected measurement of the total pension liability during the measurement period.

*Changes of Assumptions.*

There were no changes to the actuarial assumptions or other inputs that affected measurement of the total pension liability since the prior measurement period.

B. Notes to Schedules for the TRS OPEB Plan

*Changes in Benefit.*

There were no changes of benefit terms that affected measurement of the Total OPEB liability during the measurement period.

*Changes in Assumptions.*

The following were changes to the actuarial assumptions or other inputs that affected measurement of Total OPEB liability since the prior measurement period:

1. Significant plan changes were adopted during fiscal year ending August 31, 2017. Effective January 1, 2018, only one health plan option will exist (instead of three), and all retirees will be required to contribute monthly premiums for coverage. The health plan changes triggered changes to several of the assumptions, including participation rates, retirement rates, and spousal participation rates.
2. The August 31, 2016 valuation had assumed that the savings related to the Medicare Part D reimbursements would phase out by 2022. This assumption was removed for the August 31, 2017 valuation. Although there is uncertainty regarding these federal subsidies, the new assumption better reflects the current substantive plan. This change was unrelated to the plan amendment, and its impact was included as an assumption change in the reconciliation of the total OPEB liability. This change significantly lowered the OPEB liability.
3. The discount rate changed from 2.98 percent as of August 31, 2016 to 3.42 percent as of August 31, 2017. This change lowered the total OPEB liability.

In this valuation the impact of the Cadillac tax has been calculated as a portion of the trend assumption. Assumptions and methods used to determine the impact of the Cadillac Tax include:

- 2018 thresholds of \$850/\$2,292 were indexed annually by 2.50 percent.
- Premium data submitted was not adjusted for permissible exclusions to the Cadillac Tax.
- There were no special adjustments to the dollar limit other than those permissible for non-Medicare retirees over 55.

Results indicate that the value of the excise tax would be reasonably represented by a 25 basis point addition to the long term trend rate assumption.

Future actuarial measurements may differ significantly from the current measurements due to such factors as the following: plan experience differing from that anticipated by the economic or demographic assumptions; changes in economic or demographic assumptions; increases or decreases expected as part of the natural operation of the methodology used for these measurements; and changes in plan provisions or applicable law.

THIS PAGE LEFT BLANK INTENTIONALLY

## **COMBINING AND OTHER STATEMENTS**

ANDREWS INDEPENDENT SCHOOL DISTRICT  
 COMBINING BALANCE SHEET  
 NONMAJOR GOVERNMENTAL FUNDS  
 JUNE 30, 2018

| Data<br>Control<br>Codes | 211<br>ESEA I, A<br>Improving<br>Basic Program | 224<br>IDEA - Part B<br>Formula | 225<br>IDEA - Part B<br>Preschool | 240<br>National<br>Breakfast and<br>Lunch Program |                   |
|--------------------------|--|---------------------------------|-----------------------------------|---|-------------------|
| <b>ASSETS</b>            |  |                                 |                                   |   |                   |
| 1110                     | Cash and Cash Equivalents                      | \$ 316,045                      | \$ 86,731                         | \$ 3,363  | \$ 301            |
| 1240                     | Due from Other Governments                     | 3,076                           | 69,328                            | 2,005   | 6,469             |
| 1260                     | Due from Other Funds                           | 9,977                           | -                                 | -   | 178,007           |
| 1300                     | Inventories                                    | -                               | -                                 | -   | 8,997             |
| 1000                     | Total Assets                                   | <u>\$ 329,098</u>               | <u>\$ 156,059</u>                 | <u>\$ 5,368</u>                                   | <u>\$ 193,774</u> |
| <b>LIABILITIES</b>       |  |                                 |                                   |   |                   |
| 2110                     | Accounts Payable                               | \$ 480                          | \$ 79                             | \$ -  | \$ -              |
| 2150                     | Payroll Deductions and Withholdings Payable    | 7,937                           | 14,409                            | 864   | 34,962            |
| 2160                     | Accrued Wages Payable                          | 45,029                          | 86,404                            | 4,504   | 124,413           |
| 2170                     | Due to Other Funds                             | 275,652                         | 55,167                            | -   | -                 |
| 2180                     | Due to Other Governments                       | -                               | -                                 | -   | -                 |
| 2190                     | Due to Student Groups                          | -                               | -                                 | -   | -                 |
| 2300                     | Unearned Revenue                               | -                               | -                                 | -   | 34,399            |
| 2000                     | Total Liabilities                              | <u>329,098</u>                  | <u>156,059</u>                    | <u>5,368</u>                                      | <u>193,774</u>    |
| <b>FUND BALANCES</b>     |  |                                 |                                   |   |                   |
| Restricted Fund Balance: |  |                                 |                                   |   |                   |
| 3450                     | Federal or State Funds Grant Restriction       | -                               | -                                 | -   | -                 |
| 3600                     | Unassigned Fund Balance                        | -                               | -                                 | -   | -                 |
| 3000                     | Total Fund Balances                            | <u>-</u>                        | <u>-</u>                          | <u>-</u>  | <u>-</u>          |
| 4000                     | Total Liabilities and Fund Balances            | <u>\$ 329,098</u>               | <u>\$ 156,059</u>                 | <u>\$ 5,368</u>                                   | <u>\$ 193,774</u> |



| 244<br>Career and<br>Technical -<br>Basic Grant | 255<br>ESEA II,A<br>Training and<br>Recruiting | 263<br>Title III, A<br>English Lang<br>Acquisition | 289<br>Other Federal<br>Special<br>Revenue Funds | 397<br>Advanced<br>Placement<br>Incentives | 410<br>State<br>Textbook<br>Fund | 429<br>Other State<br>Special<br>Revenue Funds | 461<br>Campus<br>Activity<br>Funds |
|---|--|--|--|--|----------------------------------|--|------------------------------------|
| \$ -  | \$ 12,309                                      | \$ -   | \$ 7,854   | \$ -                                       | \$ (12,884)                      | \$ -   | \$ 452,823                         |
| 79  | -  | 3,675  | 3,424  | -  | 44,056                           | -  | -                                  |
| 2,650   | -  | -  | -  | -  | -                                | 6,223  | -                                  |
| -   | -  | -  | -  | -  | -                                | -  | -                                  |
| <u>\$ 2,729</u>                                 | <u>\$ 12,309</u>                               | <u>\$ 3,675</u>                                    | <u>\$ 11,278</u>                                 | <u>\$ -</u>                                | <u>\$ 31,172</u>                 | <u>\$ 6,223</u>                                | <u>\$ 452,823</u>                  |
| \$ -  | \$ -   | \$ -   | \$ 3,300   | \$ -                                       | \$ -                             | \$ -   | \$ -                               |
| -   | 1,635  | -  | -  | -  | -                                | -  | -                                  |
| -   | 10,675   | -  | -  | -  | -                                | -  | -                                  |
| 79  | -  | 3,675  | -  | -  | -                                | 6,223  | -                                  |
| 2,650   | -  | -  | -  | -  | -                                | -  | -                                  |
| -   | -  | -  | -  | -  | -                                | -  | 452,823                            |
| -   | -  | -  | -  | -  | -                                | -  | -                                  |
| <u>2,729</u>                                    | <u>12,310</u>                                  | <u>3,675</u>                                       | <u>3,300</u>                                     | <u>-</u>                                   | <u>-</u>                         | <u>6,223</u>                                   | <u>452,823</u>                     |
| -   | -  | -  | 7,978  | -  | 31,172                           | -  | -                                  |
| -   | -  | -  | -  | -  | -                                | -  | -                                  |
| -   | -  | -  | <u>7,978</u>                                     | <u>-</u>                                   | <u>31,172</u>                    | <u>-</u>                                       | <u>-</u>                           |
| <u>\$ 2,729</u>                                 | <u>\$ 12,310</u>                               | <u>\$ 3,675</u>                                    | <u>\$ 11,278</u>                                 | <u>\$ -</u>                                | <u>\$ 31,172</u>                 | <u>\$ 6,223</u>                                | <u>\$ 452,823</u>                  |

ANDREWS INDEPENDENT SCHOOL DISTRICT  
 COMBINING BALANCE SHEET  
 NONMAJOR GOVERNMENTAL FUNDS  
 JUNE 30, 2018

| Data<br>Control<br>Codes | 499<br>Other Local<br>Special<br>Revenue Funds | Total<br>Nonmajor<br>Special<br>Revenue Funds | 618                 | Total<br>Nonmajor<br>Governmental<br>Funds |                     |
|--------------------------|--|---|---------------------|--|---------------------|
| <b>ASSETS</b>            |  |   |                     |  |                     |
| 1110                     | Cash and Cash Equivalents                      | \$ -  | \$ 866,542          | \$ 1,981,225                               | \$ 2,847,767        |
| 1240                     | Due from Other Governments                     | -   | 132,112             | -  | 132,112             |
| 1260                     | Due from Other Funds                           | -   | 196,857             | -  | 196,857             |
| 1300                     | Inventories                                    | -   | 8,997               | -  | 8,997               |
| 1000                     | Total Assets                                   | <u>\$ -</u>                                   | <u>\$ 1,204,508</u> | <u>\$ 1,981,225</u>                        | <u>\$ 3,185,733</u> |
| <b>LIABILITIES</b>       |  |   |                     |  |                     |
| 2110                     | Accounts Payable                               | \$ -  | \$ 3,859            | \$ 5,751                                   | \$ 9,610            |
| 2150                     | Payroll Deductions and Withholdings Payable    | -   | 59,807              | -  | 59,807              |
| 2160                     | Accrued Wages Payable                          | -   | 271,025             | -  | 271,025             |
| 2170                     | Due to Other Funds                             | -   | 340,796             | 44,299                                     | 385,095             |
| 2180                     | Due to Other Governments                       | -   | 2,650               | -  | 2,650               |
| 2190                     | Due to Student Groups                          | -   | 452,823             | -  | 452,823             |
| 2300                     | Unearned Revenue                               | -   | 34,399              | -  | 34,399              |
| 2000                     | Total Liabilities                              | <u>-</u>                                      | <u>1,165,359</u>    | <u>50,050</u>                              | <u>1,215,409</u>    |
| <b>FUND BALANCES</b>     |  |   |                     |  |                     |
| Restricted Fund Balance: |  |   |                     |  |                     |
| 3450                     | Federal or State Funds Grant Restriction       | -   | 39,150              | -  | 39,150              |
| 3600                     | Unassigned Fund Balance                        | -   | -                   | 1,931,174                                  | 1,931,174           |
| 3000                     | Total Fund Balances                            | <u>-</u>                                      | <u>39,150</u>       | <u>1,931,174</u>                           | <u>1,970,324</u>    |
| 4000                     | Total Liabilities and Fund Balances            | <u>\$ -</u>                                   | <u>\$ 1,204,509</u> | <u>\$ 1,981,224</u>                        | <u>\$ 3,185,733</u> |

THIS PAGE LEFT BLANK INTENTIONALLY

ANDREWS INDEPENDENT SCHOOL DISTRICT  
 COMBINING STATEMENT OF REVENUES, EXPENDITURES AND CHANGES IN  
 FUND BALANCES - NONMAJOR GOVERNMENTAL FUNDS  
 FOR THE YEAR ENDED JUNE 30, 2018

| Data<br>Control<br>Codes  | 211<br>ESEA I, A<br>Improving<br>Basic Program | 224<br>IDEA - Part B<br>Formula | 225<br>IDEA - Part B<br>Preschool | 240<br>National<br>Breakfast and<br>Lunch Program |
|---|--|---------------------------------|-----------------------------------|---|
| <b>REVENUES:</b>  |  |                                 |                                   |   |
| 5700 Total Local and Intermediate Sources                         | \$ -   | \$ -                            | \$ -                              | \$ 878,444  |
| 5800 State Program Revenues                                       | -  | -                               | -                                 | 59,683  |
| 5900 Federal Program Revenues                                     | 376,624  | 914,660                         | 34,111                            | 1,000,119   |
| 5020 Total Revenues   | 376,624  | 914,660                         | 34,111                            | 1,938,246   |
| <b>EXPENDITURES:</b>  |  |                                 |                                   |   |
| Current:  |  |                                 |                                   |   |
| 0011 Instruction  | 376,624  | 734,131                         | 34,111                            | -   |
| 0031 Guidance, Counseling and Evaluation Services                 | -  | 180,529                         | -                                 | -   |
| 0035 Food Services  | -  | -                               | -                                 | 2,165,422   |
| Capital Outlay:   |  |                                 |                                   |   |
| 0081 Facilities Acquisition and Construction                      | -  | -                               | -                                 | -   |
| 6030 Total Expenditures   | 376,624  | 914,660                         | 34,111                            | 2,165,422   |
| 1100 Excess (Deficiency) of Revenues Over (Under)<br>Expenditures | -  | -                               | -                                 | (227,176)   |
| <b>OTHER FINANCING SOURCES (USES):</b>                            |  |                                 |                                   |   |
| 7915 Transfers In   | -  | -                               | -                                 | 227,176   |
| 1200 Net Change in Fund Balance                                   | -  | -                               | -                                 | -   |
| 0100 Fund Balance - July 1 (Beginning)                            | -  | -                               | -                                 | -   |
| 3000 Fund Balance - June 30 (Ending)                              | \$ -   | \$ -                            | \$ -                              | \$ -  |

| 244<br>Career and<br>Technical -<br>Basic Grant | 255<br>ESEA II,A<br>Training and<br>Recruiting | 263<br>Title III, A<br>English Lang.<br>Acquisition | 289<br>Other Federal<br>Special<br>Revenue Funds | 397<br>Advanced<br>Placement<br>Incentives | 410<br>State<br>Textbook<br>Fund | 429<br>Other State<br>Special<br>Revenue Funds | 461<br>Campus<br>Activity<br>Funds |
|---|--|---|--|--|----------------------------------|--|------------------------------------|
| \$ -  | \$ -   | \$ -  | \$ -   | \$ -                                       | \$ -                             | \$ -   | -                                  |
| -   | -  | -   | -  | 3,023                                      | 53,036                           | 29,551   | -                                  |
| 40,008  | 77,512   | 28,257  | 11,793   | -  | -                                | -  | -                                  |
| 40,008  | 77,512   | 28,257  | 11,793   | 3,023                                      | 53,036                           | 29,551   | -                                  |
| 40,008  | 77,512   | 28,257  | 9,419  | 3,023                                      | 53,036                           | 29,551   | -                                  |
| -   | -  | -   | -  | -  | -                                | -  | -                                  |
| -   | -  | -   | -  | -  | -                                | -  | -                                  |
| -   | -  | -   | -  | -  | -                                | -  | -                                  |
| 40,008  | 77,512   | 28,257  | 9,419  | 3,023                                      | 53,036                           | 29,551   | -                                  |
| -   | -  | -   | 2,374  | -  | -                                | -  | -                                  |
| -   | -  | -   | -  | -  | -                                | -  | -                                  |
| -   | -  | -   | 2,374  | -  | -                                | -  | -                                  |
| -   | -  | -   | 5,604  | -  | 31,172                           | -  | -                                  |
| \$ -  | \$ -   | \$ -  | \$ 7,978   | \$ -                                       | \$ 31,172                        | \$ -   | -                                  |

ANDREWS INDEPENDENT SCHOOL DISTRICT  
 COMBINING STATEMENT OF REVENUES, EXPENDITURES AND CHANGES IN  
 FUND BALANCES - NONMAJOR GOVERNMENTAL FUNDS  
 FOR THE YEAR ENDED JUNE 30, 2018

| Data<br>Control<br>Codes  | 499<br>Other Local<br>Special<br>Revenue Funds | Total<br>Nonmajor<br>Special<br>Revenue Funds | 618                 | Total<br>Nonmajor<br>Governmental<br>Funds |
|---|--|---|---------------------|--|
| <b>REVENUES:</b>  |  |   |                     |  |
| 5700 Total Local and Intermediate Sources                         | \$ 27,764                                      | \$ 906,208                                    | \$ 34,266           | \$ 940,474                                 |
| 5800 State Program Revenues                                       | -  | 145,293                                       | -                   | 145,293                                    |
| 5900 Federal Program Revenues                                     | -  | 2,483,084                                     | -                   | 2,483,084                                  |
| 5020 Total Revenues   | <u>27,764</u>                                  | <u>3,534,585</u>                              | <u>34,266</u>       | <u>3,568,851</u>                           |
| <b>EXPENDITURES:</b>  |  |   |                     |  |
| Current:  |  |   |                     |  |
| 0011 Instruction  | 27,764   | 1,413,436                                     | -                   | 1,413,436                                  |
| 0031 Guidance, Counseling and Evaluation Services                 | -  | 180,529                                       | -                   | 180,529                                    |
| 0035 Food Services  | -  | 2,165,422                                     | -                   | 2,165,422                                  |
| Capital Outlay:   |  |   |                     |  |
| 0081 Facilities Acquisition and Construction                      | -  | -   | 1,068,843           | 1,068,843                                  |
| 6030 Total Expenditures   | <u>27,764</u>                                  | <u>3,759,387</u>                              | <u>1,068,843</u>    | <u>4,828,230</u>                           |
| 1100 Excess (Deficiency) of Revenues Over (Under)<br>Expenditures | -  | (224,802)                                     | (1,034,577)         | (1,259,379)                                |
| <b>OTHER FINANCING SOURCES (USES):</b>                            |  |   |                     |  |
| 7915 Transfers In   | -  | 227,176                                       | -                   | 227,176                                    |
| 1200 Net Change in Fund Balance                                   | -  | 2,374   | (1,034,577)         | (1,032,203)                                |
| 0100 Fund Balance - July 1 (Beginning)                            | -  | 36,776  | 2,965,751           | 3,002,527                                  |
| 3000 Fund Balance - June 30 (Ending)                              | <u>\$ -</u>                                    | <u>\$ 39,150</u>                              | <u>\$ 1,931,174</u> | <u>\$ 1,970,324</u>                        |

ANDREWS INDEPENDENT SCHOOL DISTRICT  
 COMBINING STATEMENT OF CHANGES IN ASSETS AND LIABILITIES  
 ALL AGENCY FUNDS  
 FOR THE YEAR ENDED JUNE 30, 2018

|                                 | BALANCE<br>JULY 1<br>2017 | ADDITIONS  | DEDUCTIONS | BALANCE<br>JUNE 30<br>2018 |
|---------------------------------|---------------------------|------------|------------|----------------------------|
| <b>STUDENT ACTIVITY ACCOUNT</b> |                           |            |            |                            |
| Assets:                         |                           |            |            |                            |
| Cash and Temporary Investments  | \$ 93,932                 | \$ 151,839 | \$ 141,980 | \$ 103,791                 |
| Liabilities:                    |                           |            |            |                            |
| Due to Other Funds              | \$ 2,069                  | \$ 6,878   | \$ 6,482   | \$ 2,465                   |
| Due to Student Groups           | 91,863                    | 299,031    | 289,568    | 101,326                    |
| Total Liabilities               | \$ 93,932                 | \$ 305,909 | \$ 296,050 | \$ 103,791                 |
| <b>TOTAL AGENCY FUNDS</b>       |                           |            |            |                            |
| Assets:                         |                           |            |            |                            |
| Cash and Temporary Investments  | \$ 93,932                 | \$ 151,839 | \$ 141,980 | \$ 103,791                 |
| Liabilities:                    |                           |            |            |                            |
| Due to Other Funds              | \$ 2,069                  | \$ 6,878   | \$ 6,482   | \$ 2,465                   |
| Due to Student Groups           | 91,863                    | 299,031    | 289,568    | 101,326                    |
| Total Liabilities               | \$ 93,932                 | \$ 305,909 | \$ 296,050 | \$ 103,791                 |

ANDREWS INDEPENDENT SCHOOL DISTRICT  
SCHEDULE OF DELINQUENT TAXES RECEIVABLE  
FISCAL YEAR ENDED JUNE 30, 2018

| Last 10 Years                  | (1)         | (2)          | (3)  |
|--------------------------------|-------------|--------------|--|
|                                | Tax Rates   |              | Assessed/Appraised<br>Value for School<br>Tax Purposes |
|                                | Maintenance | Debt Service |  |
| 2009 and prior years           | Various     | Various      | \$ 3,990,382,877                                       |
| 2010                           | 1.060000    | 0.139480     | 3,138,046,521  |
| 2011                           | 1.060000    | 0.118350     | 3,700,819,897  |
| 2012                           | 1.060000    | 0.107230     | 4,084,411,315  |
| 2013                           | 1.060000    | 0.110000     | 5,198,439,583  |
| 2014                           | 1.060000    | 0.110000     | 5,597,100,107  |
| 2015                           | 1.060000    | 0.110000     | 6,821,769,759  |
| 2016                           | 1.060000    | 0.110000     | 4,617,679,700  |
| 2017                           | 1.060000    | 0.140000     | 3,320,004,510  |
| 2018 (School year under audit) | 1.060000    | 0.140000     | 3,876,326,735  |
| 1000 TOTALS                    |             |              |  |



| (10)<br>Beginning<br>Balance<br>7/1/2017 | (20)<br>Current<br>Year's<br>Total Levy | (31)<br>Maintenance<br>Collections | (32)<br>Debt Service<br>Collections | (40)<br>Entire<br>Year's<br>Adjustments | (50)<br>Ending<br>Balance<br>6/30/2018 |
|--|---|------------------------------------|-------------------------------------|---|--|
| \$ 121,873                               | \$ -                                    | \$ 2,181                           | \$ 180                              | \$ (107)                                | \$ 119,405                             |
| 17,049                                   | -                                       | 1,724                              | 227                                 | (29)                                    | 15,069                                 |
| 24,590                                   | -                                       | 1,567                              | 175                                 | (32)                                    | 22,816                                 |
| 39,750                                   | -                                       | 2,798                              | 283                                 | (71)                                    | 36,598                                 |
| 69,374                                   | -                                       | 5,721                              | 594                                 | 100                                     | 63,159                                 |
| 151,627                                  | -                                       | 22,243                             | 2,308                               | (4,914)                                 | 122,162                                |
| 278,670                                  | -                                       | 72,985                             | 7,574                               | (26,246)                                | 171,865                                |
| 558,726                                  | -                                       | 174,211                            | 18,079                              | (25,223)                                | 341,213                                |
| 1,149,620                                | -                                       | 515,599                            | 68,098                              | (48,122)                                | 517,801                                |
| -  | 47,083,230                              | 40,811,217                         | 5,390,217                           | (97,309)                                | 784,487                                |
| <u>\$ 2,411,279</u>                      | <u>\$ 47,083,230</u>                    | <u>\$ 41,610,246</u>               | <u>\$ 5,487,735</u>                 | <u>\$ (201,953)</u>                     | <u>\$ 2,194,575</u>                    |

THIS PAGE LEFT BLANK INTENTIONALLY

ANDREWS INDEPENDENT SCHOOL DISTRICT  
 FUND BALANCE AND CASH FLOW CALCULATION WORKSHEET  
 FOR THE YEAR ENDED JUNE 30, 2018

EXHIBIT J-3

**UNAUDITED**

|    |   |                            |                                       |
|----|---|----------------------------|---------------------------------------|
| 1  | Total General Fund Balance as of 6/30/18 (Exhibit C-1 object 3000 for the General Fund Only)  |                            | \$ 30,216,873                         |
| 2  | Total Non-Spendable Fund Balance (from Exhibit C-1 - for the General Fund Only)   | \$ -                       |                                       |
| 3  | Total Restricted Fund Balance (from Exhibit C-1 - for the General Fund Only)  | -                          |                                       |
| 4  | Total Committed Fund Balance (from Exhibit C-1 - for the General Fund Only)   | 2,257,613                  |                                       |
| 5  | Total Assigned Fund Balance (from Exhibit C-1 - for the General Fund Only)  | -                          |                                       |
| 6  | Estimated amount needed to cover fall cash flow deficits in the General Fund (Net of borrowed funds and funds representing deferred revenues.)  | 19,475,672                 |                                       |
| 7  | Estimate of two month's average cash disbursements during the fiscal year.  | 7,987,836                  |                                       |
| 8  | Estimate of delayed payments from state sources (58xx).   | -                          |                                       |
| 9  | Estimate of underpayment from state sources equal to variance between Legislative Payment Estimate (LPE) and District Planning Estimate (DPE) or District's calculated earned state aid amount. | -                          |                                       |
| 10 | Estimate of delayed payments from federal sources (59xx)  | -                          |                                       |
| 11 | Estimate of expenditures to be reimbursed to General Fund from Capital Projects Fund (uses of General Fund cash after bond referendum and prior to issuance of bonds)                           | 500,000                    |                                       |
| 12 | Optimum Fund Balance and Cash Flow (Lines 2+3+4+5+6+7+8+9+10+11)  | <hr style="width: 100%;"/> | <hr style="width: 100%;"/> 30,221,121 |
| 13 | Excess (Deficit) Unassigned Fund Balance (Line 1 minus Line 12)   |                            | <hr style="width: 100%;"/> \$ (4,248) |

ANDREWS INDEPENDENT SCHOOL DISTRICT  
 SCHEDULE OF REVENUES, EXPENDITURES, AND CHANGES IN FUND BALANCE  
 BUDGET AND ACTUAL - CHILD NUTRITION PROGRAM  
 FOR THE YEAR ENDED JUNE 30, 2018

| Data Control Codes   | Budgeted Amounts    |                     | Actual Amounts (GAAP BASIS) | Variance With Final Budget Positive or (Negative) |
|--|---------------------|---------------------|-----------------------------|---|
|  | Original            | Final               |                             |   |
| <b>REVENUES:</b>   |                     |                     |                             |   |
| 5700 Total Local and Intermediate Sources                      | \$ 688,747          | \$ 688,747          | \$ 878,444                  | \$ 189,697  |
| 5800 State Program Revenues                                    | 74,253              | 74,253              | 59,683                      | (14,570)  |
| 5900 Federal Program Revenues                                  | 737,000             | 737,000             | 1,000,119                   | 263,119   |
| 5020 Total Revenues  | <u>1,500,000</u>    | <u>1,500,000</u>    | <u>1,938,246</u>            | <u>438,246</u>                                    |
| <b>EXPENDITURES:</b>   |                     |                     |                             |   |
| 0035 Food Services   | <u>2,257,120</u>    | <u>2,257,120</u>    | <u>2,165,422</u>            | <u>91,698</u>                                     |
| 6030 Total Expenditures  | <u>2,257,120</u>    | <u>2,257,120</u>    | <u>2,165,422</u>            | <u>91,698</u>                                     |
| 1100 Excess (Deficiency) of Revenues Over (Under) Expenditures | (757,120)           | (757,120)           | (227,176)                   | 529,944   |
| <b>OTHER FINANCING SOURCES (USES):</b>                         |                     |                     |                             |   |
| 7915 Transfers In  | -                   | -                   | 227,176                     | 227,176   |
| 1200 Net Change in Fund Balances                               | (757,120)           | (757,120)           | -                           | 757,120   |
| 0100 Fund Balance - July 1 (Beginning)                         | -                   | -                   | -                           | -   |
| 3000 Fund Balance - June 30 (Ending)                           | <u>\$ (757,120)</u> | <u>\$ (757,120)</u> | <u>\$ -</u>                 | <u>\$ 757,120</u>                                 |

ANDREWS INDEPENDENT SCHOOL DISTRICT  
 SCHEDULE OF REVENUES, EXPENDITURES, AND CHANGES IN FUND BALANCE  
 BUDGET AND ACTUAL - DEBT SERVICE FUND  
 FOR THE YEAR ENDED JUNE 30, 2018

| Data<br>Control<br>Codes | Budgeted Amounts                     |              | Actual Amounts<br>(GAAP BASIS) | Variance With<br>Final Budget<br>Positive or<br>(Negative) |              |
|--------------------------|--------------------------------------|--------------|--------------------------------|--|--------------|
|                          | Original                             | Final        |                                |  |              |
| REVENUES:                |                                      |              |                                |  |              |
| 5700                     | Total Local and Intermediate Sources | \$ 5,806,350 | \$ 6,429,707                   | \$ 5,582,471   | \$ (847,236) |
| 5800                     | State Program Revenues               | -            | -                              | 41,353   | 41,353       |
| 5020                     | Total Revenues                       | 5,806,350    | 6,429,707                      | 5,623,824  | (805,883)    |
| EXPENDITURES:            |                                      |              |                                |  |              |
| Debt Service:            |                                      |              |                                |  |              |
| 0071                     | Principal on Long-Term Debt          | 5,055,000    | 5,055,000                      | 4,618,608  | 436,392      |
| 0072                     | Interest on Long-Term Debt           | 423,786      | 423,786                        | 860,181  | (436,395)    |
| 0073                     | Bond Issuance Cost and Fees          | 600          | 850                            | 750  | 100          |
| 6030                     | Total Expenditures                   | 5,479,386    | 5,479,636                      | 5,479,539  | 97           |
| 1200                     | Net Change in Fund Balances          | 326,964      | 950,071                        | 144,285  | (805,786)    |
| 0100                     | Fund Balance - July 1 (Beginning)    | -            | 2,137,531                      | 2,137,531  | -            |
| 3000                     | Fund Balance - June 30 (Ending)      | \$ 326,964   | \$ 3,087,602                   | \$ 2,281,816   | \$ (805,786) |

THIS PAGE LEFT BLANK INTENTIONALLY

**REPORTS ON**  
**INTERNAL CONTROLS, COMPLIANCE**  
**AND**  
**FEDERAL AWARDS**

THIS PAGE LEFT BLANK INTENTIONALLY



**INDEPENDENT AUDITOR'S REPORT ON INTERNAL CONTROL OVER  
FINANCIAL REPORTING AND ON COMPLIANCE AND OTHER MATTERS BASED  
ON AN AUDIT OF FINANCIAL STATEMENTS PERFORMED IN ACCORDANCE  
WITH *GOVERNMENT AUDITING STANDARDS***

Independent Auditor's Report

Board of Trustees  
Andrews Independent School District  
405 N.W. 3rd Street  
Andrews, Texas 79714

Members of the Board:

We have audited, in accordance with the auditing standards generally accepted in the United States of America and the standards applicable to financial audits contained in *Government Auditing Standards* issued by the Comptroller General of the United States, the financial statements of the governmental activities, the business-type activities, each major fund, and the aggregate remaining fund information of Andrews Independent School District (the "District") as of and for the year ended June 30, 2018, and the related notes to the financial statements, which collectively comprise the District's basic financial statements and have issued our report thereon dated October 19, 2018.

**Internal Control over Financial Reporting**

In planning and performing our audit of the financial statements, we considered the District's internal control over financial reporting (internal control) to determine the audit procedures that are appropriate in the circumstances for the purpose of expressing our opinions on the financial statements, but not for the purpose of expressing an opinion on the effectiveness of the District's internal control. Accordingly, we do not express an opinion on the effectiveness of the District's internal control.

A *deficiency in internal control* exists when the design or operation of a control does not allow management or employees, in the normal course of performing their assigned functions, to prevent, or detect and correct, misstatements on a timely basis. A *material weakness* is a deficiency, or a combination of deficiencies, in internal control, such that there is a reasonable possibility that a material misstatement of the entity's financial statements will not be prevented, or detected and corrected, on a timely basis. A *significant deficiency* is a deficiency, or a combination of deficiencies, in internal control that is less severe than a material weakness, yet important enough to merit attention by those charged with governance.

Our consideration of internal control was for the limited purpose described in the first paragraph of this section and was not designed to identify all deficiencies in internal control that might be material weaknesses or significant deficiencies. Given these limitations during our audit, we did not identify any deficiencies in internal control that we consider to be material weaknesses. However, material weaknesses may exist that have not been identified.

### **Compliance and Other Matters**

As part of obtaining reasonable assurance about whether the District's financial statements are free from material misstatement, we performed tests of its compliance with certain provisions of laws, regulations, contracts, and grant agreements, noncompliance with which could have a direct and material effect on the determination of financial statement amounts. However, providing an opinion on compliance with those provisions was not an objective of our audit, and accordingly, we do not express such an opinion. The results of our tests disclosed no instances of noncompliance or other matters that are required to be reported under *Government Auditing Standards*.

### **Purpose of this Report**

The purpose of this report is solely to describe the scope of our testing of internal control and compliance and the results of that testing, and not to provide an opinion on the effectiveness of the District's internal control or on compliance. This report is an integral part of an audit performed in accordance with *Government Auditing Standards* in considering the District's internal control and compliance. Accordingly, this communication is not suitable for any other purpose.

A handwritten signature in blue ink that reads "Wayne M. Manning, CPA". The signature is written in a cursive style with a horizontal line extending from the end.

Wayne M. Manning, CPA  
Andrews, Texas  
October 19, 2018

## INDEPENDENT AUDITOR'S REPORT ON COMPLIANCE FOR EACH MAJOR PROGRAM AND ON INTERNAL CONTROL OVER COMPLIANCE REQUIRED BY THE UNIFORM GUIDANCE

Board of Trustees  
Andrews Independent School District  
405 N.W. 3<sup>rd</sup> Street  
Andrews, Texas 79714

Members of the Board:

### Report on Compliance for Each Major Federal Program

We have audited Andrews Independent School District's compliance with the types of compliance requirements described in the *OMB Compliance Supplement* that could have a direct and material effect on each of Andrews Independent School District's major federal programs for the year ended June 30, 2018. The District's major federal programs are identified in the summary of auditor's results section of the accompanying schedule of findings and questioned costs.

#### *Management's Responsibility*

Management is responsible for compliance with federal statutes, regulations, and the terms and conditions of its federal awards applicable to its federal programs.

#### *Auditor's Responsibility*

Our responsibility is to express an opinion on compliance for each of Andrews Independent School District's major federal programs based on our audit of the types of compliance requirements referred to above. We conducted our audit of compliance in accordance with auditing standards generally accepted in the United States of America; the standards applicable to financial audits contained in *Government Auditing Standards* issued by the Comptroller General of the United States; and the audit requirements of Title 2 U.S. *Code of Federal Regulations* Part 200, *Uniform Administrative Requirements, Cost Principles, and Audit Requirements for Federal Awards* (Uniform Guidance). Those standards and the Uniform Guidance require that we plan and perform the audit to obtain reasonable assurance about whether noncompliance with the types of compliance requirements referred to above that could have a direct and material effect on a major federal program occurred. An audit includes examining, on a test basis, evidence about Andrews Independent School District's compliance with those requirements and performing such other procedures as we considered necessary in the circumstances.

We believe that our audit provides a reasonable basis for our opinion on compliance for each major federal program. However, our audit does not provide a legal determination of Andrews Independent School District's compliance.



Texas Society of  
Certified Public Accountants



MEMBER OF  
AMERICAN INSTITUTE OF CERTIFIED PUBLIC ACCOUNTANTS  
TEXAS SOCIETY OF CERTIFIED PUBLIC ACCOUNTANTS

### *Opinion on Each Major Federal Program*

In our opinion, Andrews Independent School District complied, in all material respects, with the types of compliance requirements referred to above that could have a direct and material effect on each of its major federal programs for the year ended June 30, 2018.

### Report on Internal Control over Compliance

Management of Andrews Independent School District is responsible for establishing and maintaining effective internal control over compliance with the types of compliance requirements referred to above. In planning and performing our audit of compliance, we considered the District's internal control over compliance with the types of requirements that could have a direct and material effect on each major federal program to determine the auditing procedures that are appropriate in the circumstances for the purpose of expressing an opinion on compliance for each major federal program and to test and report on internal control over compliance in accordance with the Uniform Guidance, but not for the purpose of expressing an opinion on the effectiveness of internal control over compliance. Accordingly, we do not express an opinion on the effectiveness of the District's internal control over compliance.

*A deficiency in internal control over compliance* exists when the design or operation of a control over compliance does not allow management or employees, in the normal course of performing their assigned functions, to prevent, or detect and correct, noncompliance with a type of compliance requirement of a federal program on a timely basis. *A material weakness in internal control over compliance* is a deficiency, or combination of deficiencies, in internal control over compliance, such that there is a reasonable possibility that material noncompliance with a type of compliance requirement of a federal program will not be prevented, or detected and corrected, on a timely basis. *A significant deficiency in internal control over compliance* is a deficiency, or a combination of deficiencies, in internal control over compliance with a type of compliance requirement of a federal program that is less severe than a material weakness in internal control over compliance, yet important enough to merit attention by those charged with governance.

Our consideration of internal control over compliance was for the limited purpose described in the first paragraph of this section and was not designed to identify all deficiencies in internal control over compliance that might be material weaknesses or significant deficiencies. We did not identify any deficiencies in internal control over compliance that we consider to be material weaknesses. However, material weaknesses may exist that have not been identified.

The purpose of this report on internal control over compliance is solely to describe the scope of our testing of internal control over compliance and the results of that testing based on the requirements of the Uniform Guidance. Accordingly, this report is not suitable for any other purpose.



Wayne M. Manning, CPA  
Andrews, Texas  
October 19, 2018

ANDREWS INDEPENDENT SCHOOL DISTRICT  
SCHEDULE OF FINDINGS AND QUESTIONED COSTS  
FOR THE YEAR ENDED JUNE 30, 2018

**I. Summary of the Auditor's Results:**

- The type of report issued on the financial statements of the Andrews Independent School District was an unmodified opinion.
- With respect to internal control over financial reporting we identified no material weaknesses and we reported no significant deficiencies.
- We noted no noncompliance material to the financial statements.
- With respect to internal control over major federal programs we identified no material weaknesses and we reported no significant deficiencies.
- The type of report we issued on compliance for major programs was an unmodified opinion.
- We disclosed no audit findings which the auditor is required to report in accordance with 2 CFR 200.516(a).
- We identified the following major programs for the District:  
ESEA Title I. Part A 84.010A  
IDEA Part B Formula 84.027A
- The dollar threshold used to distinguish between Type A and Type B programs was \$750,000.
- The auditee does not qualify as a low-risk auditee.
- Financial Statements Findings: None.
- Federal Award Findings and Questioned Costs: None.

ANDREWS INDEPENDENT SCHOOL DISTRICT  
SUMMARY SCHEDULE OF PRIOR AUDIT FINDINGS  
FOR THE YEAR ENDED JUNE 30, 2018

(Prepared by the District's Administration)

Status of prior year findings / non-compliance: none noted.

ANDREWS INDEPENDENT SCHOOL DISTRICT  
SCHEDULE OF EXPENDITURES OF FEDERAL AWARDS  
FOR THE YEAR ENDED JUNE 30, 2018

| (1)<br>FEDERAL GRANTOR/<br>PASS-THROUGH GRANTOR/<br>PROGRAM or CLUSTER TITLE | (2)<br>Federal<br>CFDA<br>Number | (3)<br>Pass-Through<br>Entity Identifying<br>Number | (4)<br>Federal<br>Expenditures |
|--|----------------------------------|---|--------------------------------|
| <b>U.S. DEPARTMENT OF EDUCATION</b>  |                                  |   |                                |
| <u>Passed Through State Department of Education</u>                          |                                  |   |                                |
| ESEA, Title I, Part A - Improving Basic Programs                             | 84.010A                          | 18610101002901                                      | \$ 376,624                     |
| *IDEA - Part B, Formula  | 84.027A                          | 176600010029016600                                  | 8,563                          |
| *IDEA - Part B, Formula  | 84.027A                          | 186600010029016600                                  | 906,097                        |
| Total CFDA Number 84.027A  |                                  |   | 914,660                        |
| *IDEA - Part B, Preschool  | 84.173A                          | 186610010029016610                                  | 34,111                         |
| Total Special Education Cluster (IDEA)                                       |                                  |   | 948,771                        |
| Career and Technical - Basic Grant   | 84.048A                          | 17420006002901                                      | 11,540                         |
| Career and Technical - Basic Grant   | 84.048A                          | 18420006002901                                      | 28,468                         |
| Total CFDA Number 84.048A  |                                  |   | 40,008                         |
| Title III, Part A - English Language Acquisition                             | 84.365A                          | 18671001002901                                      | 28,257                         |
| ESEA, Title II, Part A, Supporting Effective Instr                           | 84.367A                          | 18694501002901                                      | 77,512                         |
| Title IV, Part A, Subpart 1  | 84.424A                          | 18680101002901                                      | 9,419                          |
| Total Passed Through State Department of Education                           |                                  |   | 1,480,591                      |
| <b>TOTAL U.S. DEPARTMENT OF EDUCATION</b>                                    |                                  |   | 1,480,591                      |
| <b>U.S. DEPARTMENT OF AGRICULTURE</b>  |                                  |   |                                |
| <u>Passed Through the State Department of Agriculture</u>                    |                                  |   |                                |
| *School Breakfast Program  | 10.553                           | 71401801  | 196,055                        |
| *National School Lunch Program - Cash Assistance                             | 10.555                           | 71301801  | 709,143                        |
| *National School Lunch Prog - Non-Cash Assistance                            | 10.555                           |   | 94,921                         |
| Total CFDA Number 10.555   |                                  |   | 804,064                        |
| Total Child Nutrition Cluster  |                                  |   | 1,000,119                      |
| Total Passed Through the State Department of Agriculture                     |                                  |   | 1,000,119                      |
| <b>TOTAL U.S. DEPARTMENT OF AGRICULTURE</b>                                  |                                  |   | 1,000,119                      |
| <b>TOTAL EXPENDITURES OF FEDERAL AWARDS</b>                                  |                                  |   | \$ 2,480,710                   |

\*Clustered Programs

ANDREWS INDEPENDENT SCHOOL DISTRICT  
NOTES ON ACCOUNTING POLICIES FOR FEDERAL AWARDS  
YEAR ENDED JUNE 30, 2018

- For all Federal programs, the District uses the fund types specified in Texas Education Agency's *Financial Accountability System Resource Guide*. Special revenue funds are used to account for resources restricted to, or designated for, specific purposes by a grantor. Federal and state financial assistance generally is accounted for in a Special Revenue Fund.
- The accounting and financial reporting treatment applied to a fund is determined by its measurement focus. The Governmental Fund types are accounted for using a current financial resources measurement focus. All Federal grant funds were accounted for in a Special Revenue Fund or, in some instances, in the General Fund which are Governmental Fund type funds.

With this measurement focus, only current assets and current liabilities and the fund balance are included on the balance sheet. Operating statements of these funds present increases and decreases in net current assets. The modified accrual basis of accounting is used for the Governmental Fund types. This basis of accounting recognizes revenues in the accounting period in which they become susceptible to accrual, i.e., both measurable and available, and expenditures in the accounting period in which the fund liability is incurred, if measurable, except for unmatured interest on General Long-Term Debt, which is recognized when due, and certain compensated absences and claims and judgments, which are recognized when the obligations are expected to be liquidated with expendable available financial resources.

Federal grant funds are considered to be earned to the extent of expenditures made under the provisions of the grant, and, accordingly, when such funds are received, they are recorded as unearned revenues until earned.

- The period performance for federal grant funds for the purpose of liquidation of outstanding obligations made on or before the ending date of the federal project period extended 90 days beyond the federal project period ending date, in accordance with provisions in Section H, Period of Performance of Federal Funds, Part 3, Uniform Guidance Compliance Supplement.
- CFDA numbers for commodity assistance are the CFDA numbers of the programs under which USDA donated the commodities.



## SCHOOLS FIRST QUESTIONNAIRE

Andrews Independent School District

Fiscal Year 2018

---

|      |   |           |
|------|---|-----------|
| SF2  | Were there any disclosures in the Annual Financial Report and/or other sources of information concerning nonpayment of any terms of any debt agreement at fiscal year end?                            | No        |
| SF4  | Was there an unmodified opinion in the Annual Financial Report on the financial statements as a whole?  | Yes       |
| SF5  | Did the Annual Financial Report disclose any instances of material weaknesses in internal controls over financial reporting and compliance for local, state, or federal funds?                        | No        |
| SF6  | Was there any disclosure in the Annual Financial Report of material noncompliance for grants, contracts, and laws related to local, state, or federal funds?  | No        |
| SF7  | Did the school district make timely payments to the Teachers Retirement System (TRS), Texas Workforce Commission (TWC), Internal Revenue Service (IRS), and other government agencies?                | Yes       |
| SF8  | Did the school district not receive an adjusted repayment schedule for more than one fiscal year for an over allocation of Foundation School Program (FSP) funds as a result of a financial hardship? | Yes       |
| SF10 | Total accumulated accretion on CABs included in government-wide financial statements at fiscal year-end.  | 1,315,069 |
| SF11 | Net Pension Assets (1920) at fiscal year-end.   | 0         |
| SF12 | Net Pension Liabilities (2540) at fiscal year-end.  | 6,983,473 |
| SF13 | Pension Expense (6147) at fiscal year-end.  |           |

THIS PAGE LEFT BLANK INTENTIONALLY



Financial Advisory Services  
Provided By:

